

CITY OF WESLACO  
FINANCE DEPARTMENT

QUARTERLY FINANCIAL REPORT

FOR PERIOD ENDING  
DECEMBER 31, 2017

(Unaudited – For Management Discussion Only)

**CITY OF WESLACO, TEXAS**  
**STATEMENT OF FINANCIAL POSITION - GENERAL FUND COMBINED**  
**DECEMBER 31, 2017**

**ASSETS**

Cash and Equivalents	7,699,935
A/R Taxes-Current	6,154,419
A/R Sales Tax	892,390
A/R Ambulance Fees	1,135,715
A/R Other	31,900
Due from other Funds	282,251
Due from other Govt	1,326,737
Due from Others	-
Inventory	(12,704)
Prepaid Expense	6,794
Restricted Assets	318,290
<b>TOTAL ASSETS</b>	<b>17,835,729</b>

**LIABILITIES**

Accounts Payable	299,404
Accrued Salaries & Wages	-
Due to other Funds	1,405,190
Other Liabilities	753,188
Deferred Revenues	5,990,199
Trusts	318,290
<b>TOTAL LIABILITIES</b>	<b>8,766,271</b>

**FUND BALANCE**

Nonspendable fund balance	3,420
Restricted fund balance	338,221
Committed fund balance	10,494
Unassigned fund balance	7,187,763
Change in net position	1,529,559
<b>TOTAL FUND BALANCE</b>	<b>9,069,457</b>
<b>TOTAL LIABILITIES AND FUND BALANCE</b>	<b>17,835,729</b>

**CITY OF WESLACO, TEXAS**

**STATEMENT OF REVENUES, EXPENDITURES AND CHANGES IN FUND BALANCES**

**GENERAL FUND COMBINED**

**DECEMBER 31, 2017**

<b>REVENUES</b>	<b>Actual</b>	<b>Annual Budget</b>
Ad Valorem Taxes	3,979,304	9,640,577
Sales Tax	2,137,055	9,183,484
Franchise Taxes	153,830	1,714,602
Permits & Licenses	130,575	610,377
Intergovernmental Revenue	106,523	512,696
Charges for Services	394,061	1,775,615
Fines and Forfeitures	155,056	720,277
Investment Income	18,004	70,000
Rentals and Royalties	13,172	70,991
Other Revenue	50,900	186,526
<b>TOTAL REVENUES</b>	<b>7,138,479</b>	<b>24,485,145</b>
 <b>EXPENDITURES</b>		
General Government	839,108	3,502,125
Judicial and Legal	149,371	516,915
Public Safety	3,071,919	13,452,311
Public Works	260,910	1,078,265
Streets and Highways	247,199	1,224,161
Planning, Inspections & Engineering	265,985	1,116,881
Culture and Recreation	295,723	1,312,743
Nondepartmental	184,416	708,465
Capital Outlay	72,542	1,166,402
Debt Service	82,490	259,102
<b>TOTAL EXPENDITURES</b>	<b>5,469,663</b>	<b>24,337,370</b>
<b>EXCESS OF REVENUES OVER EXPENDITURES</b>	<b>1,668,816</b>	<b>147,775</b>
 <b>OTHER FINANCING SOURCES (USES)</b>		
Transfers In (Out)	(128,500)	214,187
Lease Proceeds	-	450,000
Economic Development and Assistance	(10,758)	(1,035,000)
<b>OTHER SOURCES (USES)</b>	<b>(139,258)</b>	<b>(370,813)</b>
 <b>NET CHANGE IN FUND BALANCE</b>	<b>1,529,559</b>	<b>(223,038)</b>
 <b>Fund Balance - October 1 (Beginning)</b>	<b>7,539,899</b>	
<b>Fund Balance - December 31 (Ending)</b>	<b>9,069,457</b>	
 <b>Number of days in working capital</b>	<b>148</b>	

**CITY OF WESLACO, TEXAS**  
**STATEMENT OF FINANCIAL POSITION - WATER & SEWER FUND COMBINED**  
**DECEMBER 31, 2017**

**ASSETS**

Cash and Equivalents	2,767,686
Restricted Cash	2,423,559
Current Receivables	1,994,688
Inventory	162,860
Other Assets	103,909
Deferred Resource Outflow	2,680,526
Assets, net of Depr	85,238,045
<b>TOTAL ASSETS</b>	<b>95,371,273</b>

**LIABILITIES**

Accounts Payable	570,588
Accrued Salaries & Wages	86,867
Due to Other Funds	-
Other Liabilities	5,146,087
Deferred Resource Inflow	27,841
Long Term Liabilities - Bonds	57,403,641
<b>TOTAL LIABILITIES</b>	<b>63,235,024</b>

**FUND EQUITY**

Net Investment in Capital Assets	34,695,733
Capital Fee Reserve	1,185,858
Restricted - Debt Service	1,303,824
Restricted - Construction	-
Unrestricted fund equity	(6,156,352)
Change in net position	1,107,185
<b>TOTAL FUND EQUITY</b>	<b>32,136,248</b>
<b>TOTAL LIABILITIES AND FUND EQUITY</b>	<b>95,371,273</b>

**CITY OF WESLACO, TEXAS**  
**STATEMENT OF REVENUES, EXPENSES AND CHANGES IN NET POSITION**  
**WATER AND WASTEWATER FUNDS**  
**DECEMBER 31, 2017**

<b>REVENUES</b>	<b>Actual</b>	<b>Annual Budget</b>
Intergovernmental Revenue	-	-
Charges for Services	2,885,253	12,316,330
Interest	810	-
Other Revenue	82,958	268,595
<b>TOTAL REVENUES</b>	<b>2,969,021</b>	<b>12,584,925</b>
<b>EXPENDITURES</b>		
Emergency Management	-	-
Treatment	723,748	3,077,050
Distribution & Collection	481,399	2,012,114
Utility Billing	67,902	297,850
Water Meter Division	39,823	190,246
Capital Outlay	11,136	852,500
Bad Debt	-	-
Debt Service	146,438	6,004,318
<b>TOTAL EXPENDITURES</b>	<b>1,470,446</b>	<b>12,434,078</b>
<b>EXCESS OF REVENUES OVER EXPENDITURES</b>	<b>1,498,575</b>	<b>150,847</b>
<b>OTHER FINANCING SOURCES (USES)</b>		
Transfers In (Out)	(391,390)	(1,565,561)
<b>OTHER SOURCES (USES)</b>	<b>(391,390)</b>	<b>(1,565,561)</b>
<b>NET CHANGE IN FUND EQUITY</b>	<b>1,107,185</b>	<b>(1,414,714)</b>
<b>Fund Balance - October 1 (Beginning)</b>	<b>5,176,008</b>	
<b>Fund Balance - September 30 (Ending)</b>	<b>6,283,193</b>	
<b>Number of days in working capital</b>	<b>108</b>	

**CITY OF WESLACO, TEXAS**  
**STATEMENT OF FINANCIAL POSITION - SOLID WASTE FUND**  
**DECEMBER 31, 2017**

**ASSETS**

Cash and Equivalents	512,835
Current Receivables	637,599
Noncurrent Receivable	2,000,000
Deferred Resource Outflow	9,820
Assets, net of Depr	512,175
<b>TOTAL ASSETS</b>	<b>3,672,429</b>

**LIABILITIES**

Accounts Payable	59,178
Accrued Salaries & Wages	22,322
Due to Other Funds	-
Noncurrent Liabilities	536,078
Deferred Resource Inflow	252
<b>TOTAL LIABILITIES</b>	<b>617,830</b>

**FUND EQUITY**

Contributed Capital	-
Reserved fund equity	-
Unreserved fund equity*	2,825,602
Change in net position	228,998
<b>TOTAL FUND EQUITY</b>	<b>3,054,599</b>
<b>TOTAL LIABILITIES AND FUND EQUITY</b>	<b>3,672,429</b>

\*Fund equity includes \$2M loan advanced to Water/Sewer Fund from Solid Waste Fund to complete WTP Project

**CITY OF WESLACO, TEXAS**  
**STATEMENT OF REVENUES, EXPENSES AND CHANGES IN NET POSITION**  
**SOLID WASTE FUND**  
**DECEMBER 31, 2017**

<b>REVENUES</b>	<b>Actual</b>	<b>Annual Budget</b>
Intergovernmental Revenue	-	-
Charges for Services	1,186,483	4,962,000
Other Revenue	20,894	85,500
<b>TOTAL REVENUES</b>	<b>1,207,377</b>	<b>5,047,500</b>
<b>EXPENDITURES</b>		
Emergency Management	-	-
Collection	521,332	3,052,504
Transfer Station/Recycling	12,521	92,071
Landfill	55	46,030
Brush Collection	104,749	630,000
Capital Outlay	24,964	59,000
Bad Debt	33,321	-
Debt Service	-	-
<b>TOTAL EXPENDITURES</b>	<b>696,942</b>	<b>3,879,605</b>
<b>EXCESS OF REVENUES OVER EXPENDITURES</b>	<b>510,435</b>	<b>1,167,895</b>
<b>OTHER FINANCING SOURCES (USES)</b>		
Transfers In (Out)	(281,438)	(1,125,000)
<b>OTHER SOURCES (USES)</b>	<b>(281,438)</b>	<b>(1,125,000)</b>
<b>NET CHANGE IN FUND EQUITY</b>	<b>228,998</b>	<b>42,895</b>
<b>Fund Balance - October 1 (Beginning)</b>	<b>2,825,602</b>	
<b>Fund Balance - September 30 (Ending)</b>	<b>3,054,599</b>	
<b>Number of days in working capital</b>	<b>148</b>	

**CITY OF WESLACO, TEXAS**  
**STATEMENT OF FINANCIAL POSITION - AIRPORT FUND**  
**DECEMBER 31, 2017**

**ASSETS**

Cash and Equivalents	(86,691)
Due from Other Government	-
Current Receivables	34,122
Inventory	31,354
Restricted Assets	16,556
Deferred Resource Outflow	60,930
Assets, net of Depr	11,901,285
<b>TOTAL ASSETS</b>	<b>11,957,557</b>

**LIABILITIES**

Accounts Payable	13,773
Accrued Salaries & Wages	174,079
Due to Other Funds	282,251
Due to Other Governments	9,140
Other Liabilities	3,594
Deferred Resource Inflow	2,458
<b>TOTAL LIABILITIES</b>	<b>485,296</b>

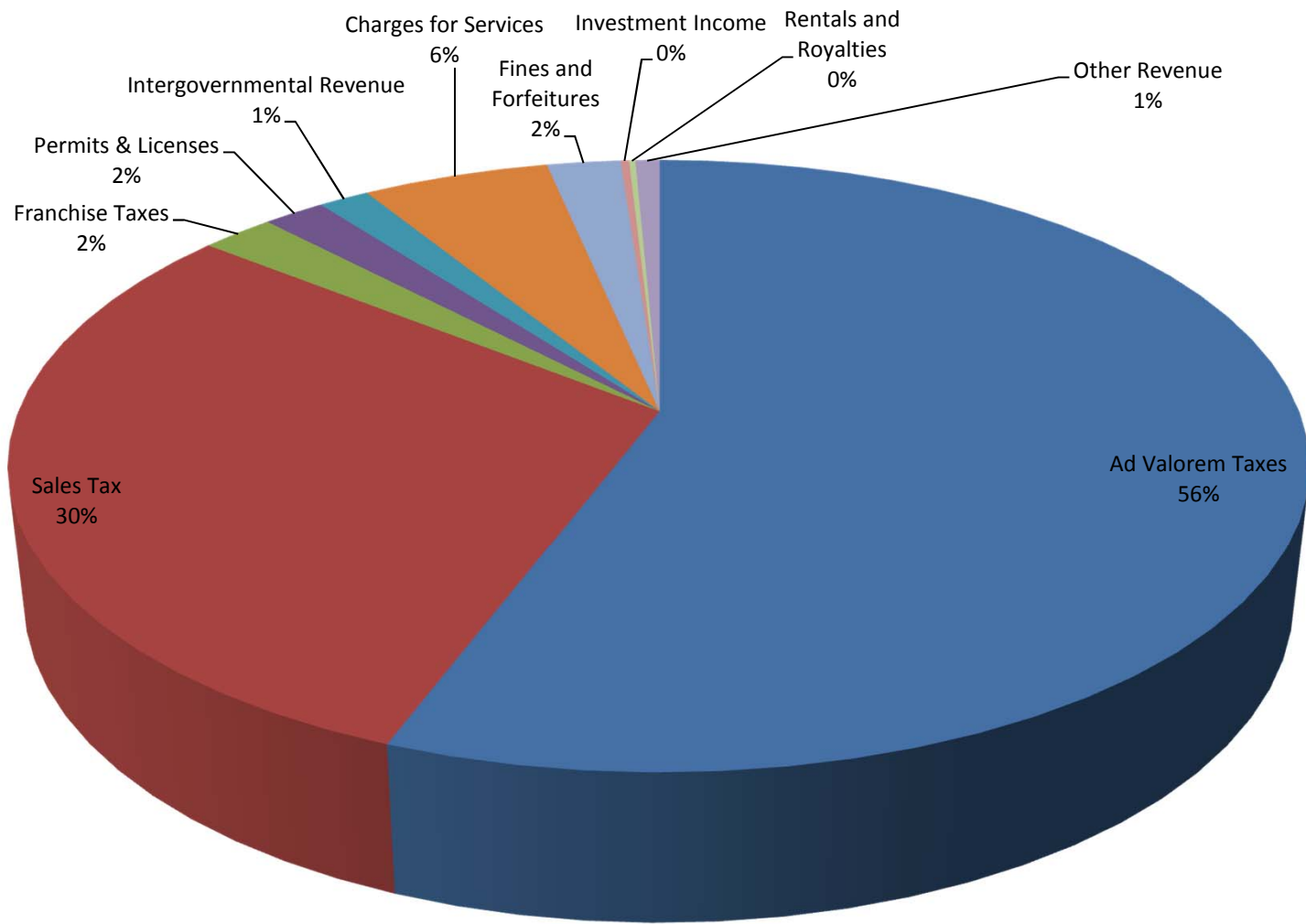
**FUND EQUITY**

Net Investment in Capital Assets	11,901,285
Reserved fund equity	16,556
Unreserved fund equity	(432,317)
Change in net position	(13,264)
<b>TOTAL FUND EQUITY</b>	<b>11,472,261</b>
<b>TOTAL LIABILITIES AND FUND EQUITY</b>	<b>11,957,557</b>

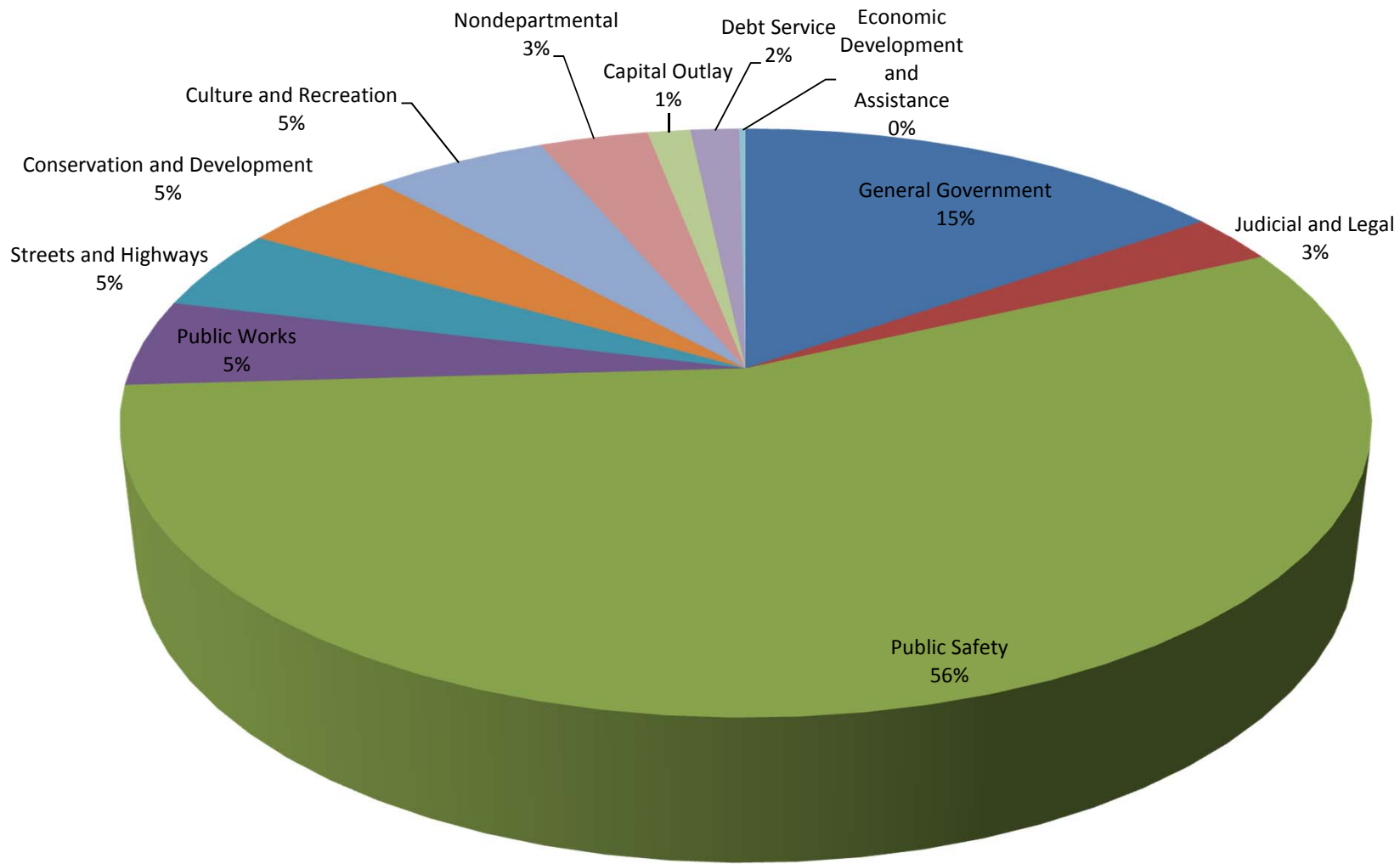


**CITY OF WESLACO, TEXAS**  
**STATEMENT OF REVENUES, EXPENSES AND CHANGES IN NET POSITION**  
**AIRPORT FUND**  
**DECEMBER 31, 2017**

<b>REVENUES</b>	<b>Actual</b>	<b>Annual Budget</b>
Intergovernmental Revenue	-	23,185
Charges for Services	63,934	264,646
Other Revenue	1,498	400
<b>TOTAL REVENUES</b>	<b>65,432</b>	<b>288,231</b>
<b>EXPENDITURES</b>		
Airport Operations	111,480	461,893
Airport Grants	2,283	74,100
Capital Outlay	27,433	84,000
Debt Service	-	-
<b>TOTAL EXPENDITURES</b>	<b>141,196</b>	<b>619,993</b>
<b>EXCESS OF REVENUES OVER EXPENDITURE</b>	<b>(75,764)</b>	<b>(331,762)</b>
<b>OTHER FINANCING SOURCES (USES)</b>		
Transfers In (Out)	62,500	255,000
<b>OTHER SOURCES (USES)</b>	<b>62,500</b>	<b>255,000</b>
<b>NET CHANGE IN FUND EQUITY</b>	<b>(13,264)</b>	<b>(76,762)</b>
<b>Fund Balance - October 1 (Beginning)</b>	<b>11,485,524</b>	
<b>Fund Balance - September 30 (Ending)</b>	<b>11,472,261</b>	
<b>Number of days in working capital</b>	<b>-1483</b>	

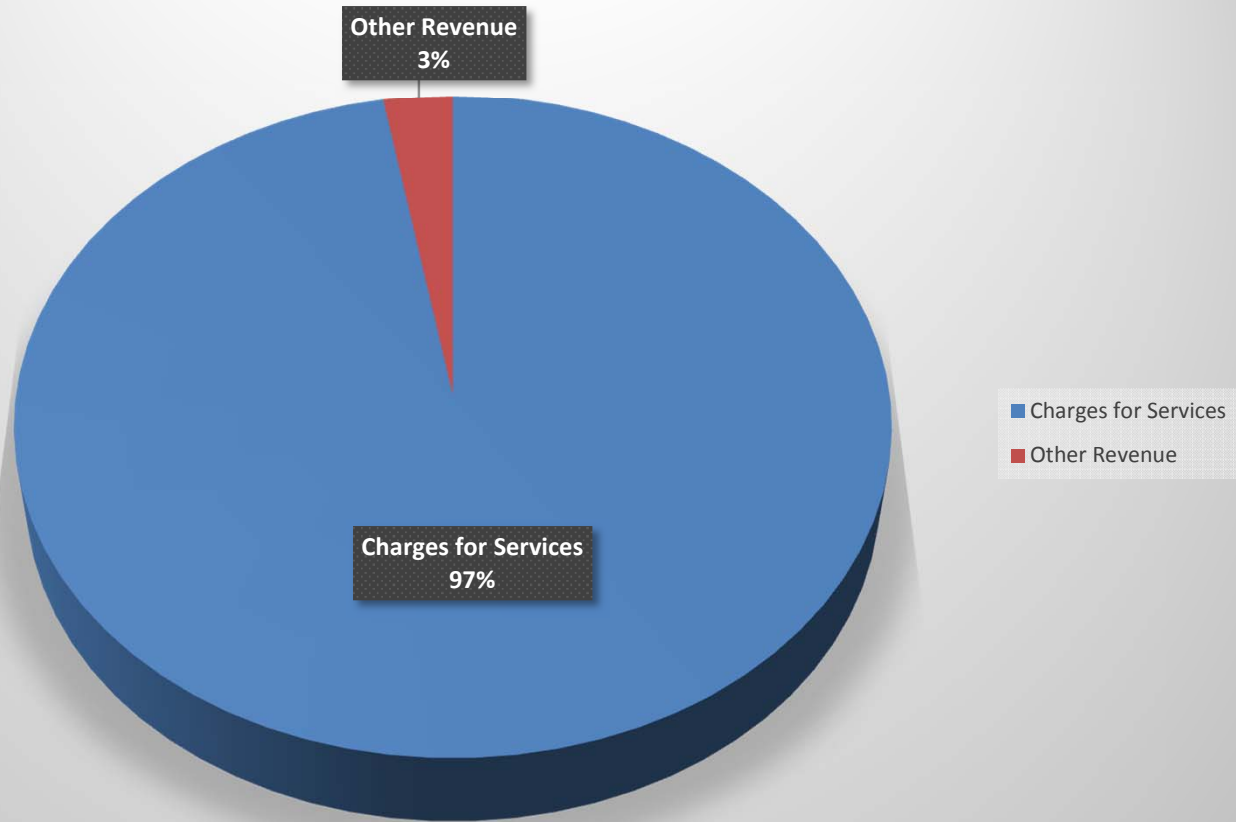


**General Fund Revenues Oct 2017 - Dec 2017**

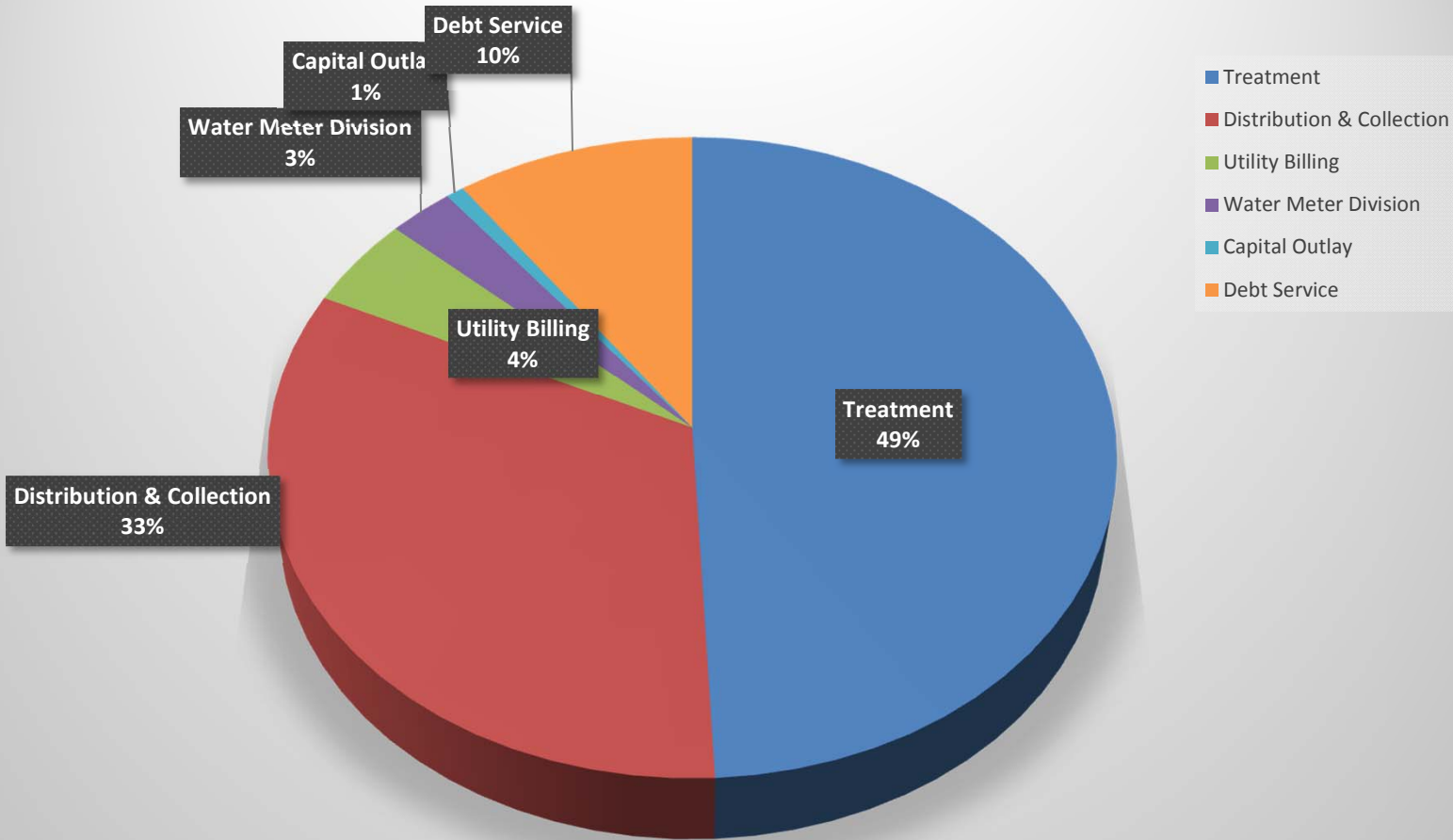


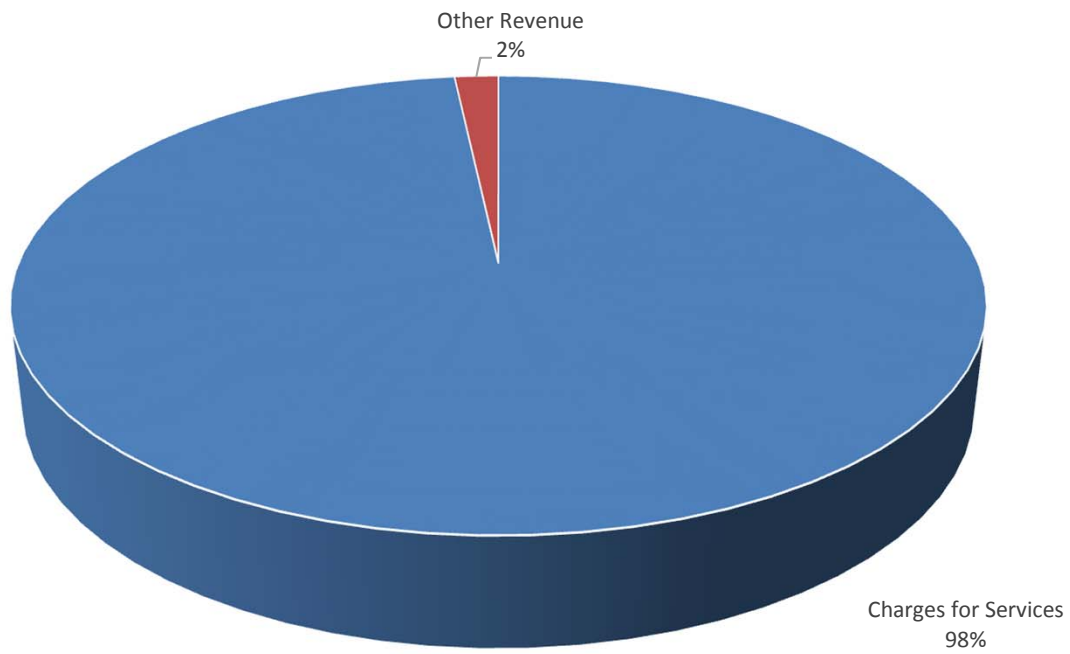
**General Fund Expenditures Oct 2017 - Dec 2017**

## Water/Sewer Revenue Oct 2017 - Dec 2017



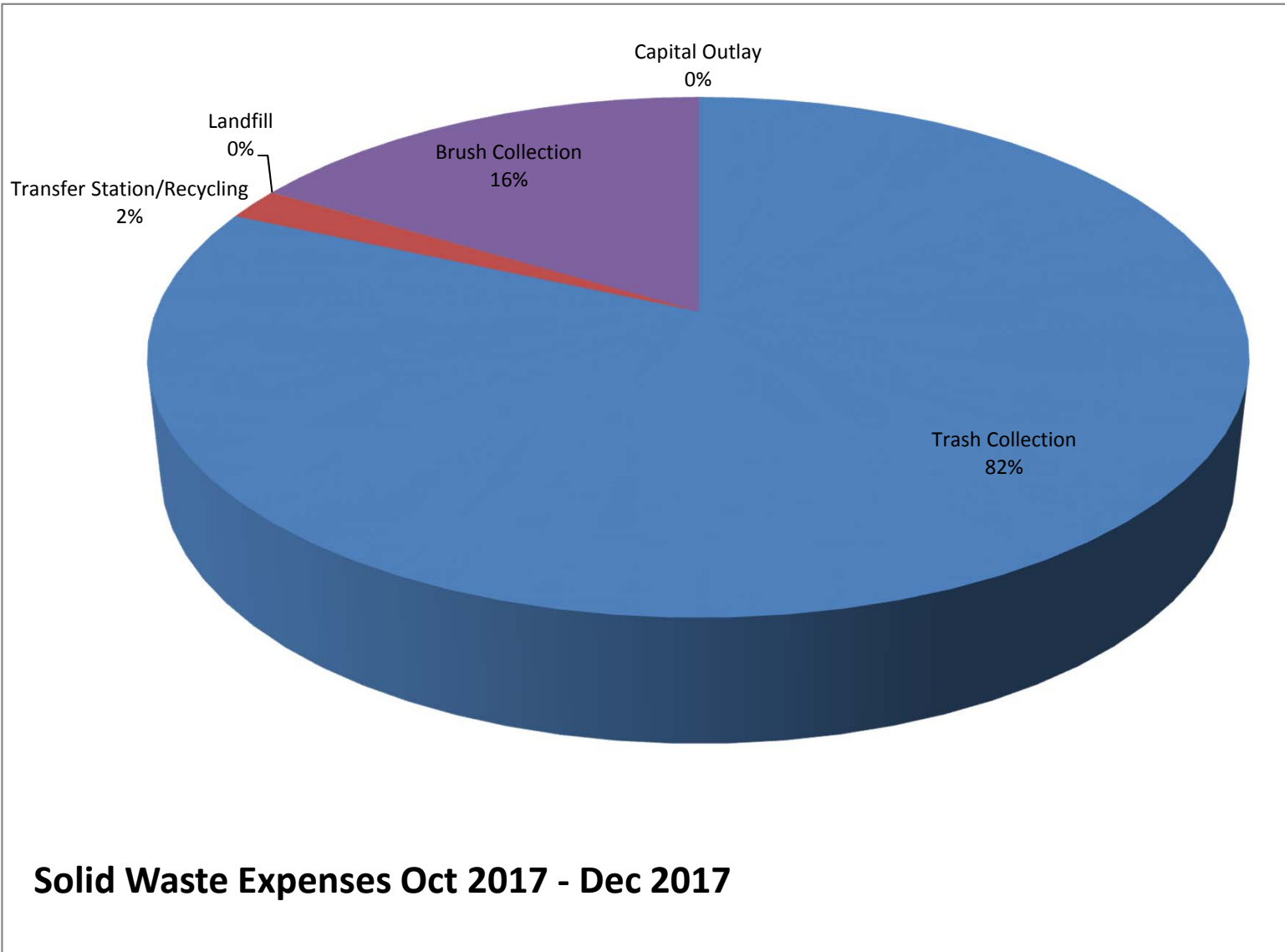
## Water/Sewer Expenses Oct 2017 - Dec 20167





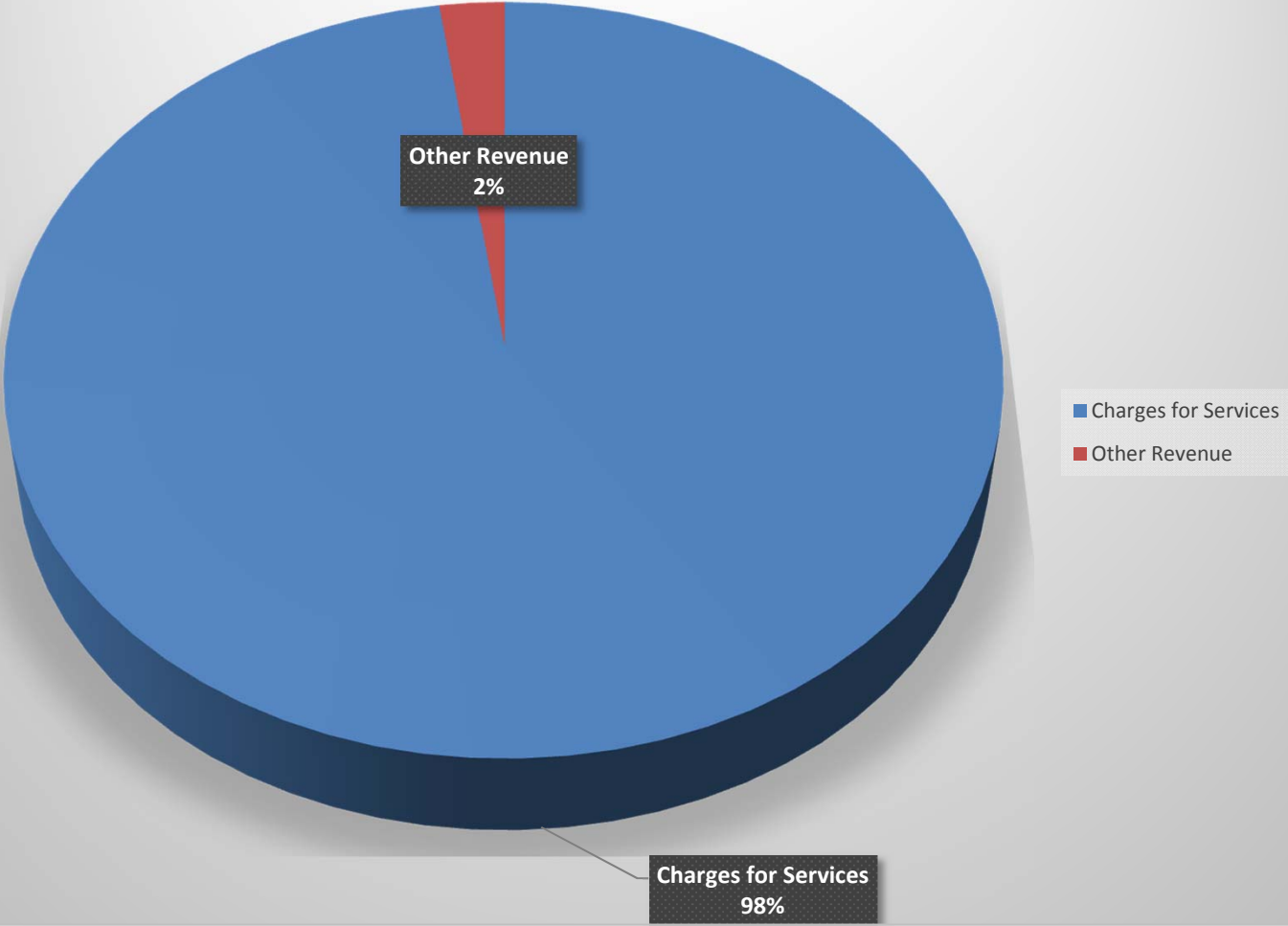
**Solid Waste Revenue Oct 2017 - Dec 2017**

■ Charges for Services ■ Other Revenue



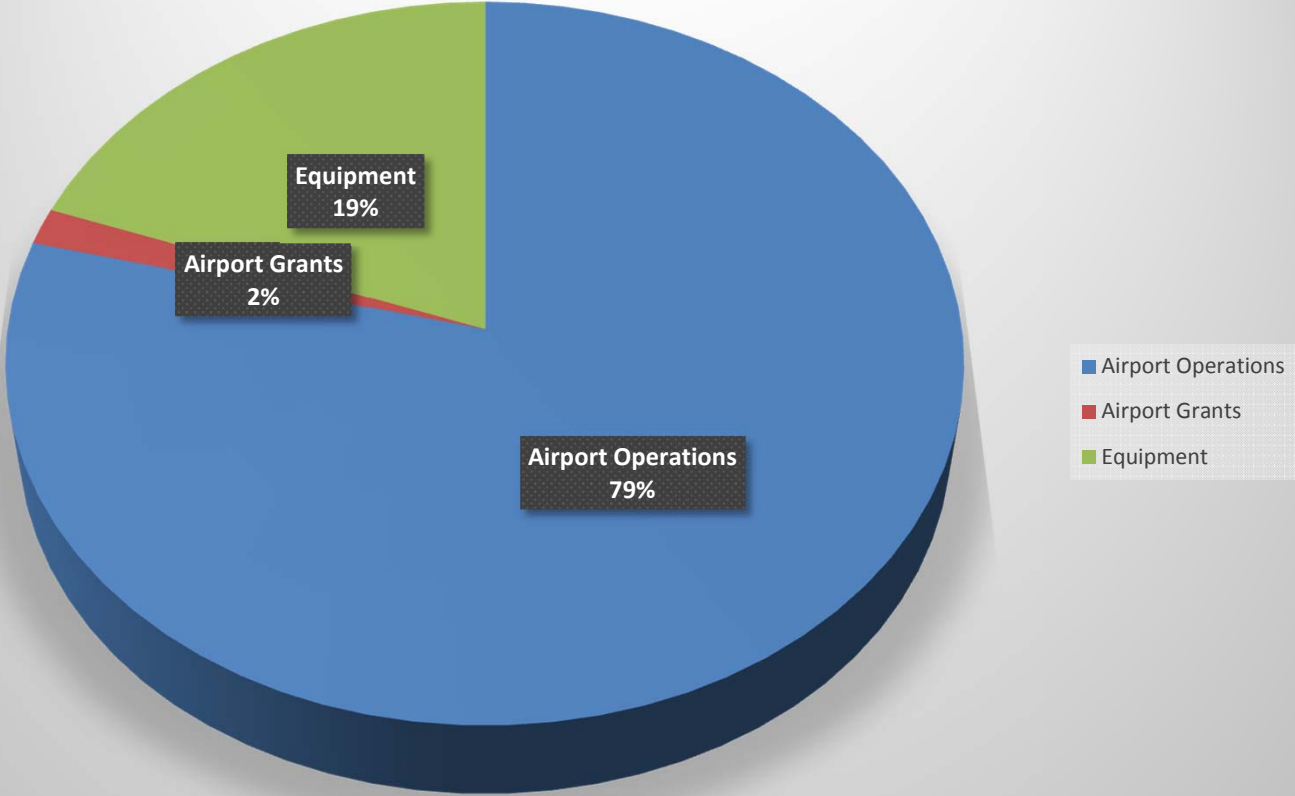
**Solid Waste Expenses Oct 2017 - Dec 2017**

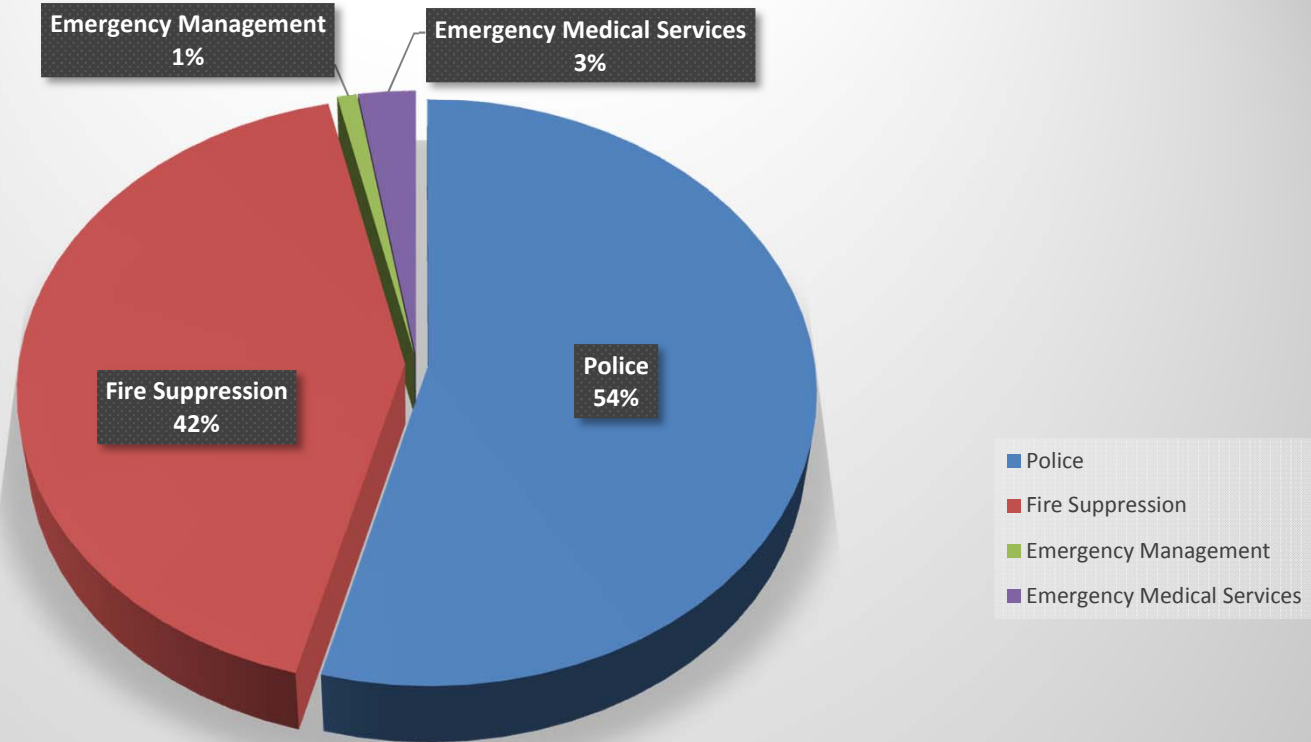
# Airport Revenue Oct 2017 - Dec 2017





# Airport Expenses Oct 2017 - Dec 2017





### Public Safety for FY 2017-2018

Police	\$	6,596,200
Fire Suppression	\$	5,165,416
Emergency Management	\$	109,654
Emergency Medical Services	\$	319,698
Public Safety		12,190,969