

CITY OF WESLACO, TEXAS
STATEMENT OF FINANCIAL POSITION - GENERAL FUND COMBINED
SEPTEMBER 30, 2017

ASSETS

Cash and Equivalents	6,415,627
A/R Taxes-Current	933,382
A/R Sales Tax	892,390
A/R Ambulance Fees	1,135,715
A/R Other	249,244
Due from other Funds	293,972
Due from other Govt	304,966
Due from Others	31,250
Inventory	11,035
Prepaid Expense	7,273
Restricted Assets	304,684
TOTAL ASSETS	10,579,537

LIABILITIES

Accounts Payable	724,327
Accrued Salaries & Wages	232,818
Due to other Funds	247,944
Other Liabilities	760,705
Deferred Revenues	769,161
Trusts	304,684
TOTAL LIABILITIES	3,039,639

FUND BALANCE

Nonspendable fund balance	3,420
Restricted fund balance	534,906
Committed fund balance	815,998
Unassigned fund balance	6,748,748
Change in net position	(563,174)
TOTAL FUND BALANCE	7,539,899
TOTAL LIABILITIES AND FUND BALANCE	10,579,537

CITY OF WESLACO, TEXAS

STATEMENT OF REVENUES, EXPENDITURES AND CHANGES IN FUND BALANCES

GENERAL FUND COMBINED

SEPTEMBER 30, 2017

REVENUES	Actual	Annual Budget	
Ad Valorem Taxes	9,715,195	9,146,294	106%
Sales Tax	9,039,953	8,772,016	103%
Franchise Taxes	1,780,476	1,797,350	99%
Permits & Licenses	664,177	567,475	117%
Intergovernmental Revenue	475,527	317,202	150%
Charges for Services	2,038,094	2,213,500	92%
Fines and Forfeitures	810,461	685,640	118%
Investment Income	76,634	30,700	250%
Rentals and Royalties	84,584	84,200	100%
Other Revenue	216,661	199,858	108%
TOTAL REVENUES	24,901,761	23,814,235	105%
EXPENDITURES			
General Government	3,578,864	3,530,197	101%
Judicial and Legal	929,053	771,223	120%
Public Safety	13,333,329	13,063,526	102%
Public Works	1,078,480	1,102,544	98%
Streets and Highways	1,278,050	1,344,290	95%
Planning, Inspections & Engineering	1,055,181	1,079,554	98%
Culture and Recreation	1,336,581	1,414,316	95%
Nondepartmental	682,393	692,336	99%
Capital Outlay	627,442	892,993	70%
Debt Service	139,101	139,102	100%
TOTAL EXPENDITURES	24,038,474	24,030,081	100%
EXCESS OF REVENUES OVER EXPENDITURES	863,287	(215,846)	
OTHER FINANCING SOURCES (USES)			
Transfers In (Out)	54,043	391,311	14%
Economic Development and Assistance	(1,480,504)	(1,025,000)	144%
OTHER SOURCES (USES)	(1,426,461)	(633,689)	
NET CHANGE IN FUND BALANCE	(563,174)	(849,535)	
Fund Balance - October 1 (Beginning)	8,103,073		
Fund Balance - September 30 (Ending)	7,539,899		
Number of days in working capital	91		

CITY OF WESLACO, TEXAS
STATEMENT OF FINANCIAL POSITION - WATER & SEWER FUND COMBINED
SEPTEMBER 30, 2017

ASSETS

Cash and Equivalents	2,024,246
Restricted Cash	2,422,750
Current Receivables	2,099,798
Inventory	162,860
Other Assets	103,909
Deferred Resource Outflow	2,680,526
Assets, net of Depr	85,238,045
TOTAL ASSETS	94,732,132

LIABILITIES

Accounts Payable	1,062,502
Accrued Salaries & Wages	89,443
Due to Other Funds	8,240
Other Liabilities, including current bonds	5,111,402
Deferred Resource Inflow	27,841
Long Term Liabilities - Bonds	57,403,641
TOTAL LIABILITIES	63,703,069

FUND EQUITY

Net Investment in Capital Assets	34,695,733
Capital Fee Reserve	1,185,858
Restricted - Debt Service	1,303,824
Restricted - Construction	-
Unrestricted fund equity	(5,637,224)
Change in net position	(519,128)
TOTAL FUND EQUITY	31,029,064
TOTAL LIABILITIES AND FUND EQUITY	94,732,132

CITY OF WESLACO, TEXAS
STATEMENT OF REVENUES, EXPENSES AND CHANGES IN NET POSITION
WATER AND WASTEWATER FUNDS
SEPTEMBER 30, 2017

REVENUES	Actual	Annual Budget	
Intergovernmental Revenue	316,788	-	
Charges for Services	11,896,956	11,821,000	
Interest	2,044	-	
Other Revenue	308,609	236,500	
TOTAL REVENUES	12,524,397	12,057,500	104%
EXPENDITURES			
Emergency Management	-	-	
Treatment	3,632,121	3,037,221	120%
Distribution & Collection	3,807,586	1,840,472	207%
Utility Billing	327,241	300,275	109%
Water Meter Division	406,540	192,455	211%
Capital Outlay	103,746	1,423,800	7%
Bad Debt	87,302	-	
Debt Service	2,318,429	5,138,356	45%
TOTAL EXPENDITURES	10,682,964	11,932,579	90%
EXCESS OF REVENUES OVER EXPENDITURES	1,841,433	124,921	
OTHER FINANCING SOURCES (USES)			
Transfers In (Out)	(2,360,561)	(1,565,561)	151%
OTHER SOURCES (USES)	(2,360,561)	(1,565,561)	
NET CHANGE IN FUND EQUITY	(519,128)	(1,440,640)	36%
Fund Balance - October 1 (Beginning)	5,695,136		
Fund Balance - September 30 (Ending)	5,176,008		

Number of days in working capital 27

CITY OF WESLACO, TEXAS
STATEMENT OF FINANCIAL POSITION - SOLID WASTE FUND
SEPTEMBER 30, 2017

ASSETS

Cash and Equivalents	523,483
Current Receivables	709,075
Noncurrent Receivable	2,000,000
Deferred Resource Outflow	9,820
Assets, net of Depr	512,175
TOTAL ASSETS	3,754,554

LIABILITIES

Accounts Payable	369,544
Accrued Salaries & Wages	22,436
Due to Other Funds	641
Noncurrent Liabilities	536,078
Deferred Resource Inflow	252
TOTAL LIABILITIES	928,952

FUND EQUITY

Contributed Capital	-
Reserved fund equity	-
Unreserved fund equity*	2,788,853
Change in net position	36,749
TOTAL FUND EQUITY	2,825,602
TOTAL LIABILITIES AND FUND EQUITY	3,754,554

*Fund equity includes \$2M loan advanced to Water/Sewer Fund from Solid Waste Fund to complete WTP Project

CITY OF WESLACO, TEXAS
STATEMENT OF REVENUES, EXPENSES AND CHANGES IN NET POSITION
SOLID WASTE FUND
SEPTEMBER 30, 2017

REVENUES	Actual	Annual Budget	
Intergovernmental Revenue	-	-	
Charges for Services	4,965,820	4,982,000	
Other Revenue	78,531	85,500	
TOTAL REVENUES	5,044,351	5,067,500	100%
EXPENDITURES			
Emergency Management	-	-	
Collection	3,120,427	3,052,504	102%
Transfer Station/Recycling	63,128	54,612	116%
Landfill	68,701	46,030	149%
Brush Collection	629,596	630,000	100%
Capital Outlay	-	-	
Bad Debt	-	-	
Debt Service	-	-	
TOTAL EXPENDITURES	3,881,852	3,783,146	103%
EXCESS OF REVENUES OVER EXPENDITURES	1,162,499	1,284,354	
OTHER FINANCING SOURCES (USES)			
Transfers In (Out)	(1,125,750)	(1,125,750)	100%
OTHER SOURCES (USES)	(1,125,750)	(1,125,750)	
NET CHANGE IN FUND EQUITY	36,749	158,604	
Fund Balance - October 1 (Beginning)	2,788,853		
Fund Balance - September 30 (Ending)	2,825,602		
Number of days in working capital	80		

CITY OF WESLACO, TEXAS
STATEMENT OF FINANCIAL POSITION - AIRPORT FUND
SEPTEMBER 30, 2017

ASSETS

Cash and Equivalents	(72,187)
Due from Other Government	-
Current Receivables	29,605
Inventory	31,354
Restricted Assets	16,556
Deferred Resource Outflow	60,930
Assets, net of Depr	11,901,285
TOTAL ASSETS	11,967,543

LIABILITIES

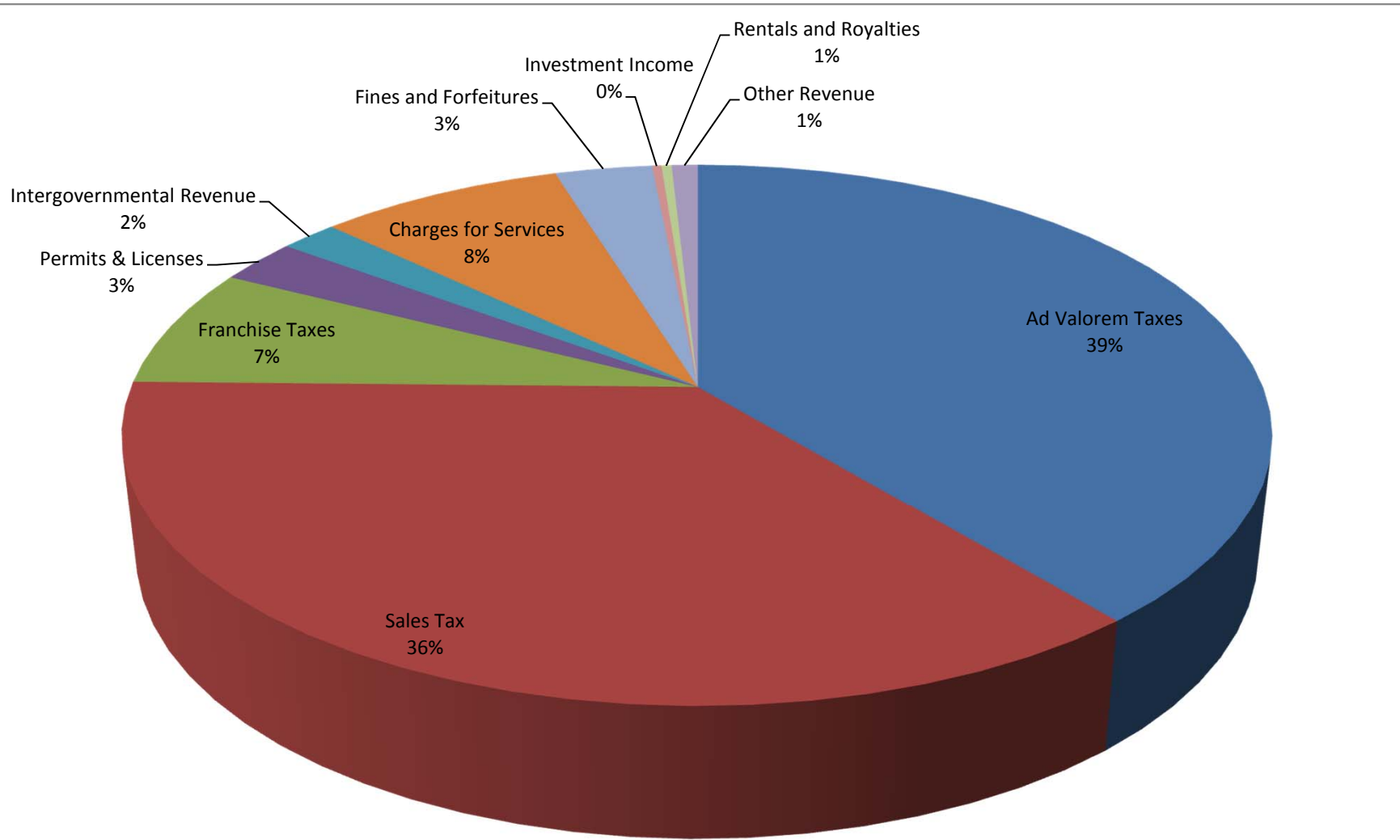
Accounts Payable	8,480
Accrued Salaries & Wages	174,716
Due to Other Funds	284,591
Due to Other Governments	9,140
Other Liabilities	2,634
Deferred Resource Inflow	2,458
TOTAL LIABILITIES	482,019

FUND EQUITY

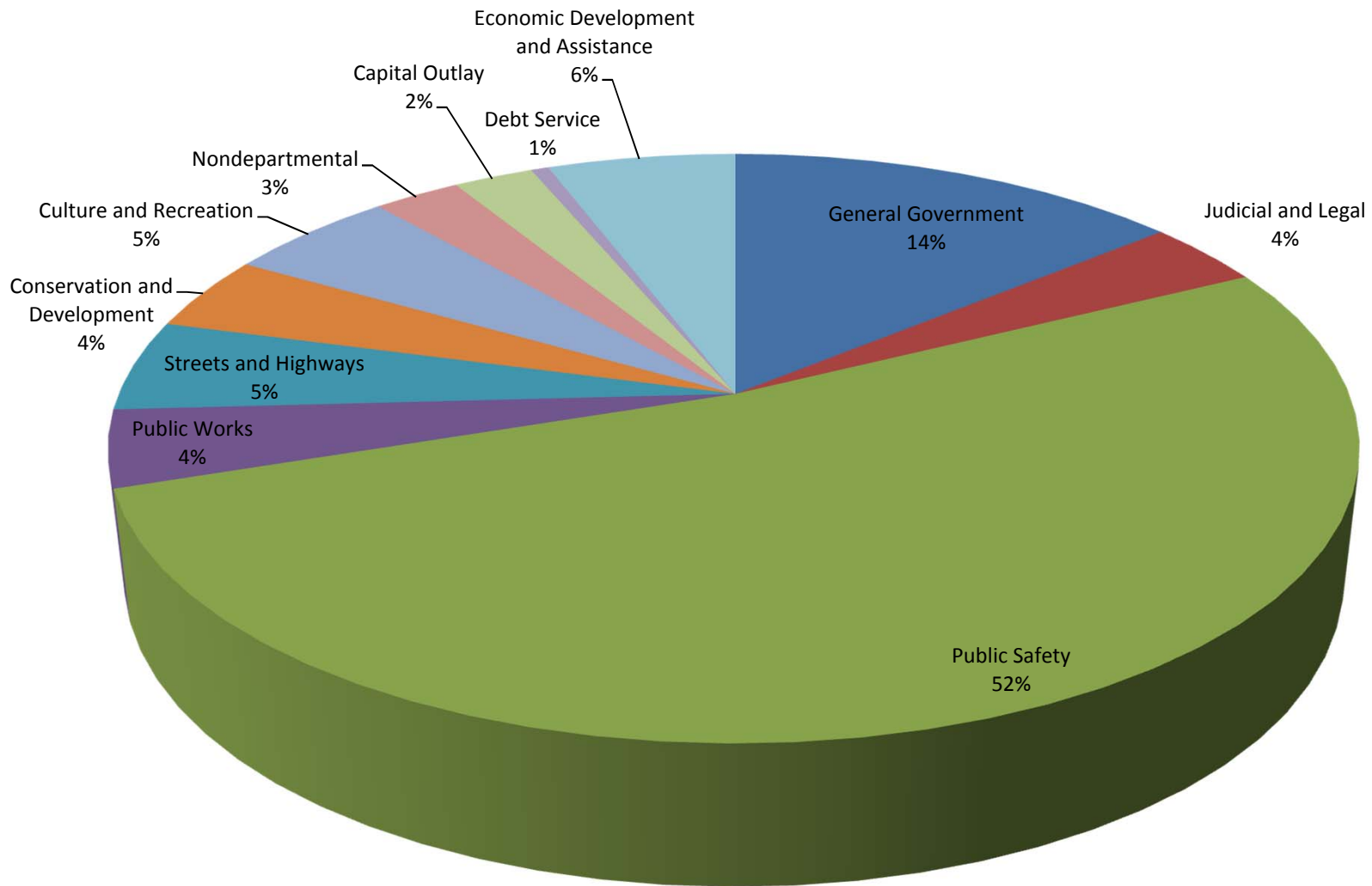
Net Investment in Capital Assets	11,901,285
Reserved fund equity	16,556
Unreserved fund equity	(2,322,918)
Change in net position	1,890,601
TOTAL FUND EQUITY	11,485,524
TOTAL LIABILITIES AND FUND EQUITY	11,967,543

CITY OF WESLACO, TEXAS
STATEMENT OF REVENUES, EXPENSES AND CHANGES IN NET POSITION
AIRPORT FUND
SEPTEMBER 30, 2017

REVENUES	Actual	Annual Budget	
Intergovernmental Revenue	2,101,623	70,000	
Charges for Services	231,744	202,826	
Other Revenue	13,399	-	
TOTAL REVENUES	2,346,766	272,826	860%
EXPENDITURES			
Airport Operations	691,165	438,206	158%
Capital Outlay	15,000	121,399	12%
Debt Service	-	-	
TOTAL EXPENDITURES	706,165	559,605	126%
EXCESS OF REVENUES OVER EXPENDITURES	1,640,601	(286,779)	
OTHER FINANCING SOURCES (USES)			
Transfers In (Out)	250,000	255,000	98%
OTHER SOURCES (USES)	250,000	255,000	
NET CHANGE IN FUND EQUITY	1,890,601	(31,779)	
Fund Balance - October 1 (Beginning)	9,594,923		
Fund Balance - September 30 (Ending)	11,485,524		
Number of days in working capital	-237		

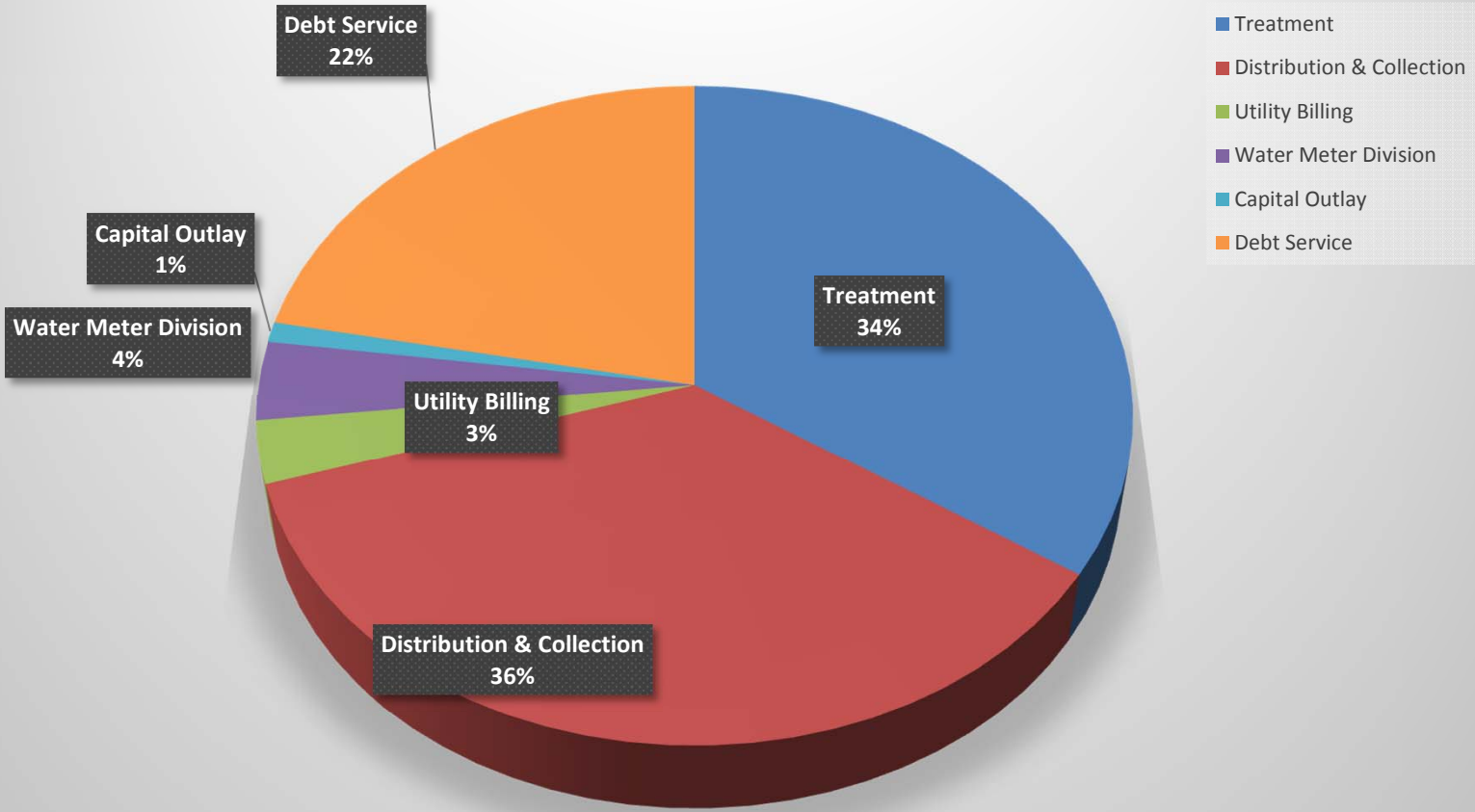


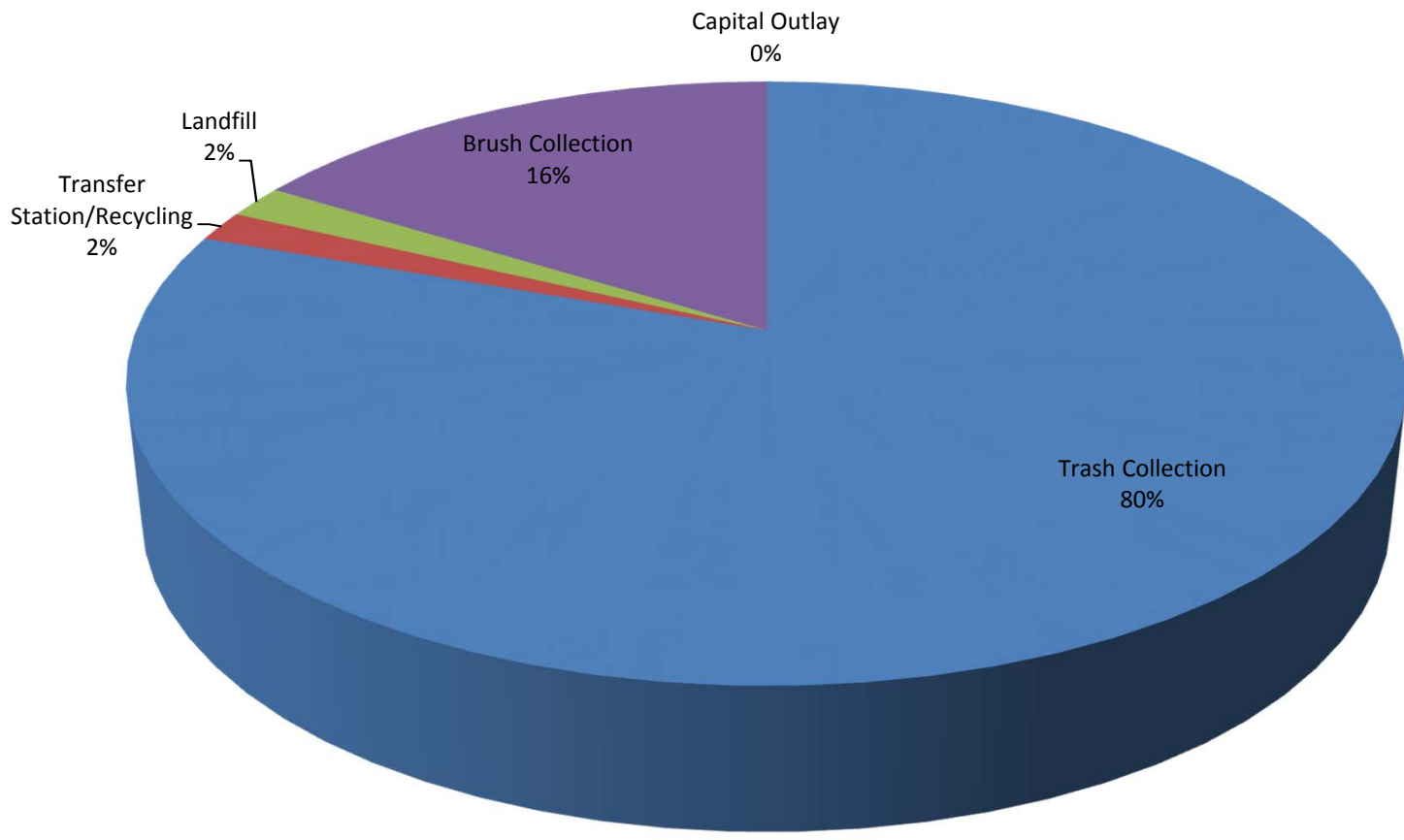
General Fund Revenues Oct 2016 - Sep 2017



General Fund Expenditures Oct 2016 - Sep 2017

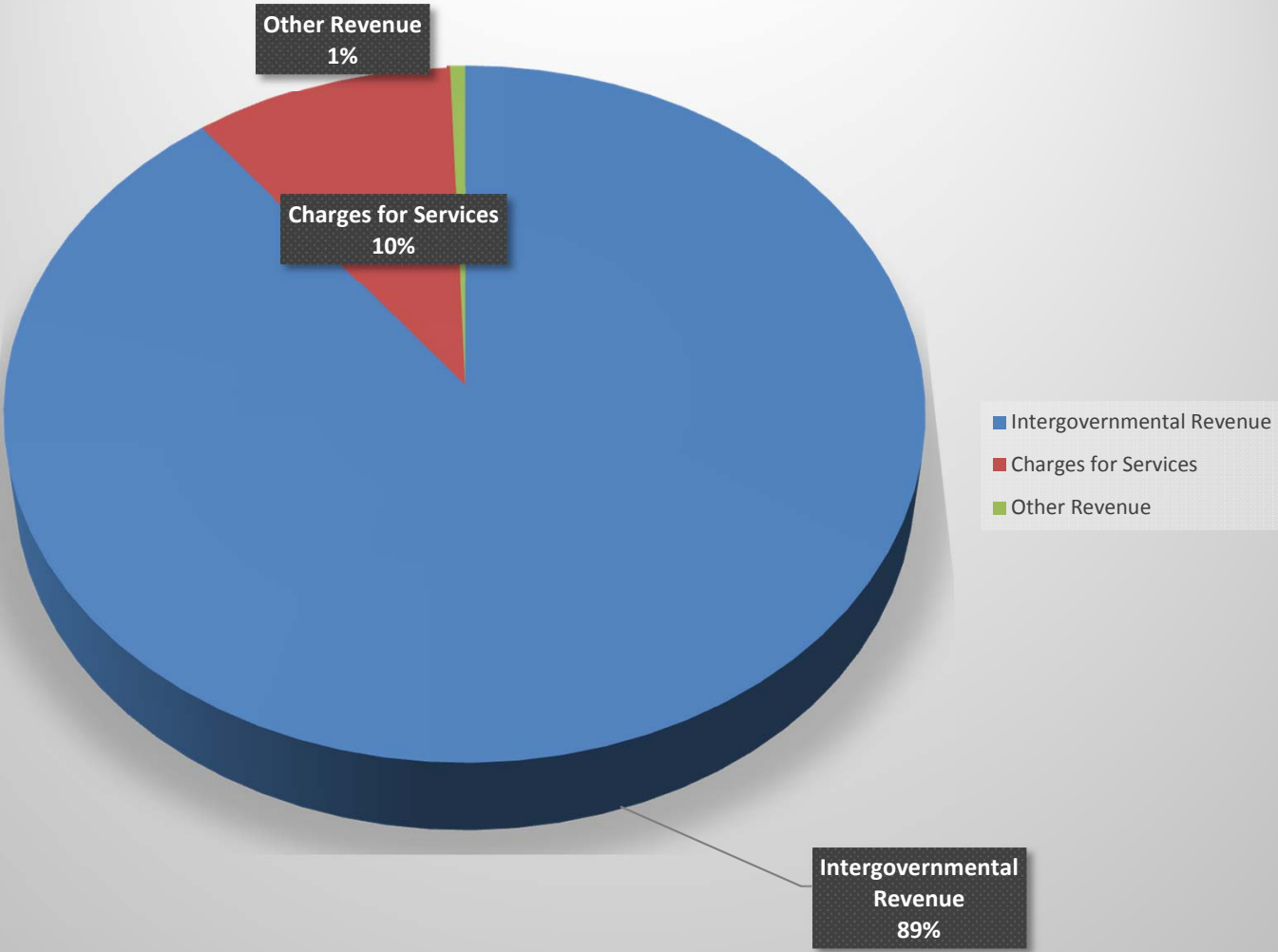
Water/Sewer Expenses Oct 2016 - Sep 2017



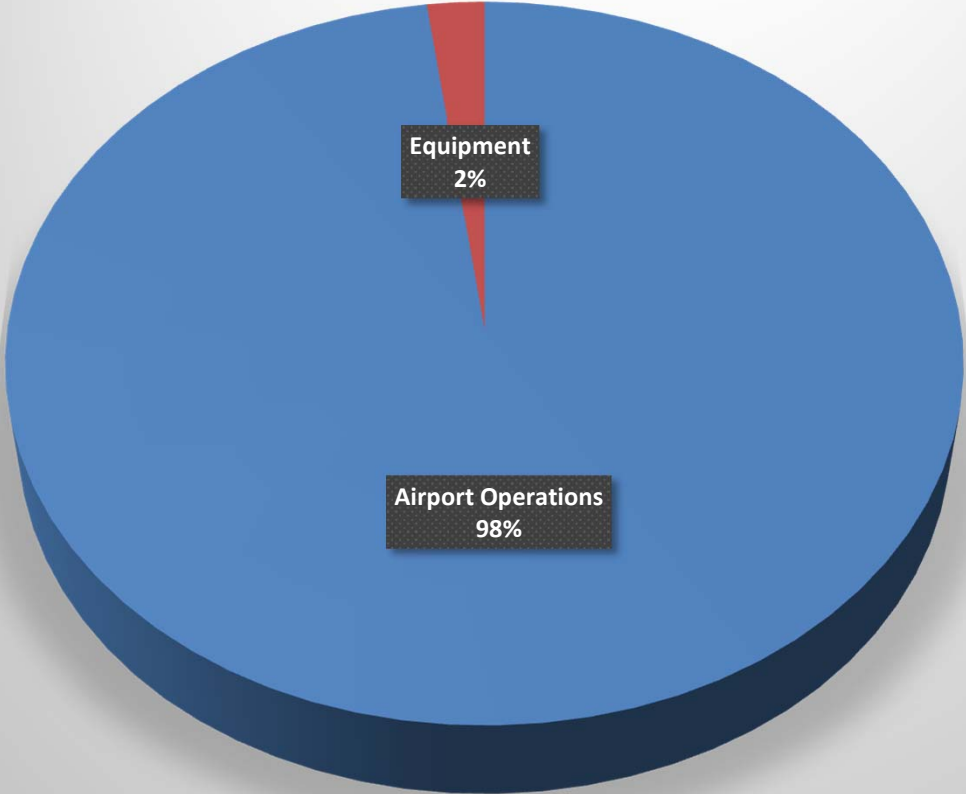


Solid Waste Expenses Oct 2016 - Sep 2017

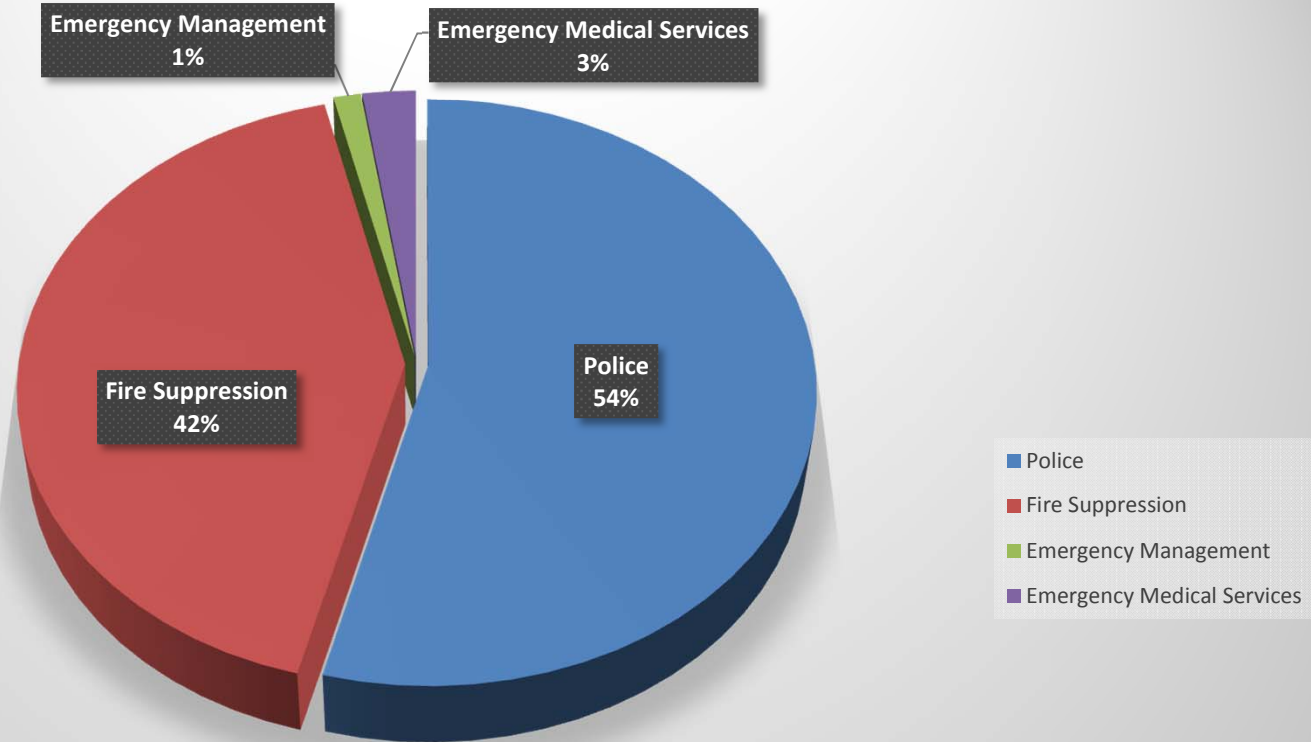
Airport Revenue Oct 2016 - Sep 2017



Airport Expenses Oct 2016 - Sep 2017



- Airport Operations
- Equipment
- Improvement Projects



Public Safety for FY 2016-2017

Police	\$	5,146,853
Fire Suppression	\$	4,024,461
Emergency Management	\$	120,239
Emergency Medical Services	\$	232,123
Public Safety		9,523,676