


**CITIZENS' GUIDE TO LOCAL UNIT FINANCES - Van Buren Township**

**REVENUES**

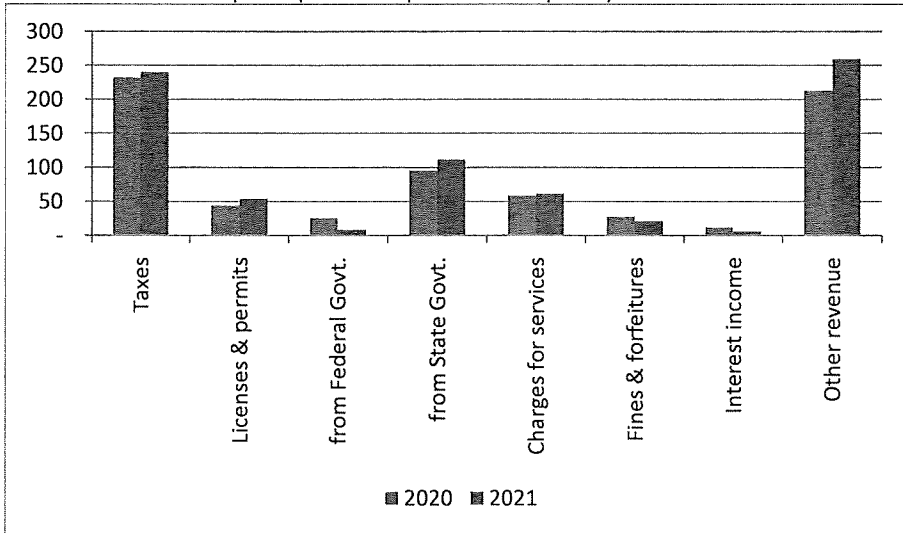
**1. Where our money comes from (all governmental funds)**



**2. Compared to the prior year**

	<u>2020</u>	<u>2021</u>	<u>% change</u>
Taxes	\$ 7,058,802	\$ 7,316,583	3.65%
Licenses & permits	\$ 1,342,900	\$ 1,639,149	22.06%
from Federal Govt.	\$ 783,569	\$ 267,143	-65.91%
from State Govt.	\$ 2,907,606	\$ 3,403,022	17.04%
Charges for services	\$ 1,788,584	\$ 1,877,691	4.98%
Fines & forfeitures	\$ 845,564	\$ 661,593	-21.76%
Interest & rent	\$ 379,492	\$ 188,419	-50.35%
Other revenue	\$ 6,479,480	\$ 7,893,669	21.83%
	<u>\$ 21,585,997</u>	<u>\$ 23,247,269</u>	

**3. Revenue sources per capita - compared to the prior year**



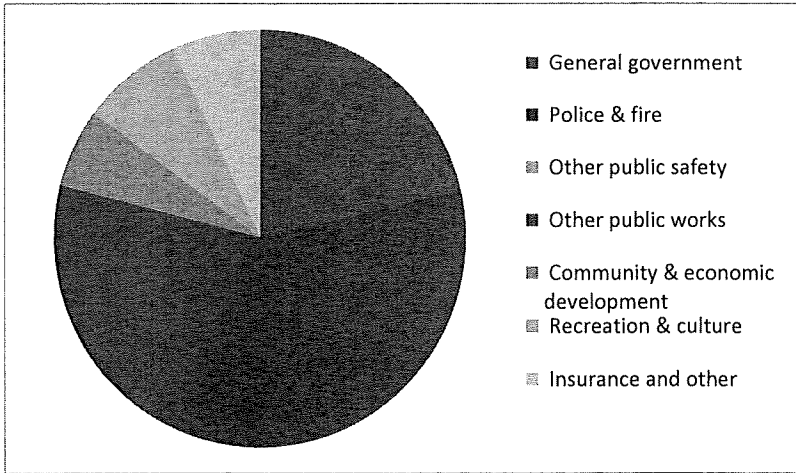
\*Interest earnings decreased significantly due to a dramatic decrease in interest rates.

For more information on our unit's finances, contact Sean Bellingham at 734-699-8900 x9214.

**CITIZENS' GUIDE TO LOCAL UNIT FINANCES - Van Buren Township**

**EXPENDITURES**

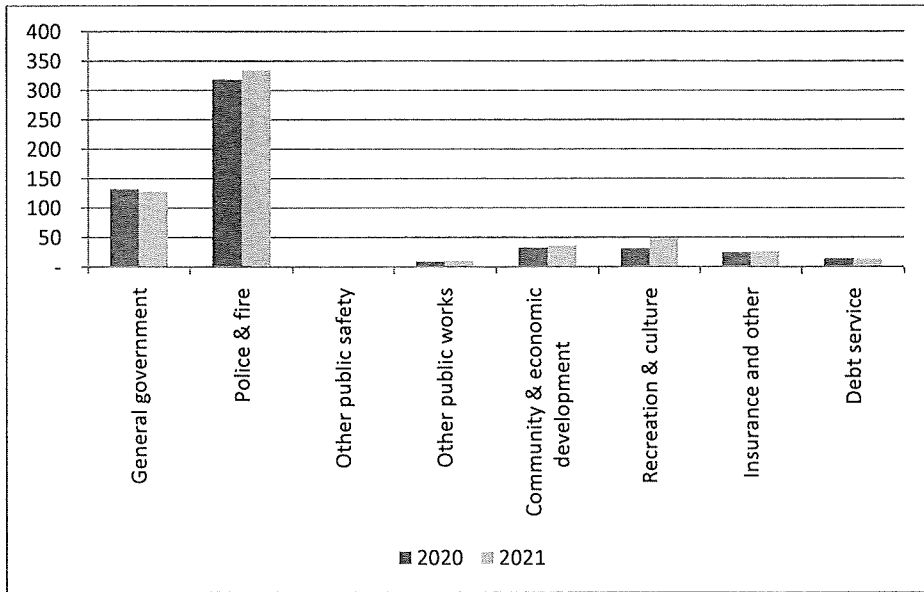
**1. Where we spend our money (all governmental funds)**



**2. Compared to the prior year**

	<u>2020</u>	<u>2021</u>	<u>% change</u>
General government	\$ 4,018,231	\$ 3,896,283	-3.03%
Police & fire	\$ 9,684,338	\$ 10,165,547	4.97%
Other public safety	\$ -	\$ -	
Other public works	\$ 277,224	\$ 294,543	6.25%
Community & economic development	\$ 1,004,801	\$ 1,118,502	11.32%
Recreation & culture	\$ 964,504	\$ 1,449,382	50.27%
Insurance and other	\$ 752,921	\$ 807,359	7.23%
Debt Service	\$ 438,568	\$ 434,958	-0.82%
<b>total expenditures</b>	<b>\$ 17,140,587</b>	<b>\$ 18,166,574</b>	

**3. Spending per capita - compared to the prior year**



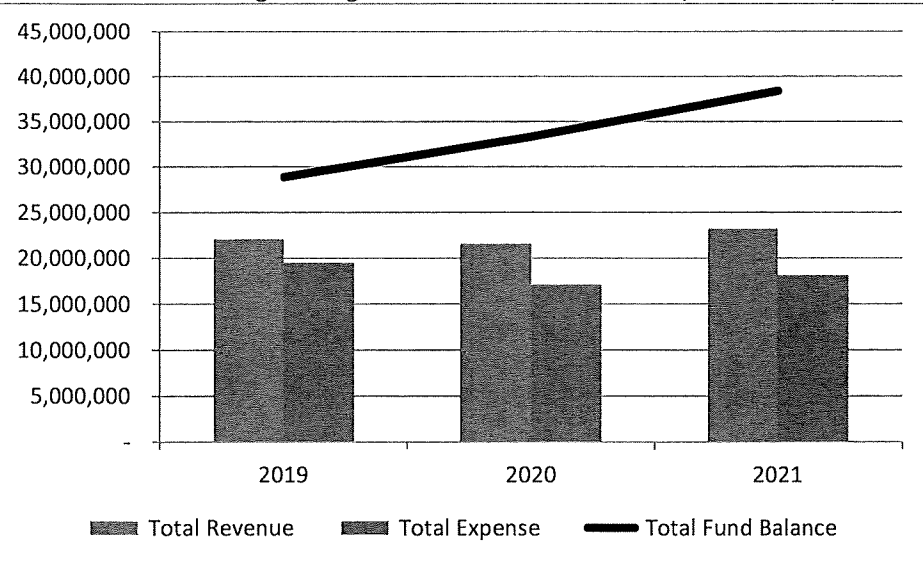
For more information on our unit's finances, contact Sean Bellingham at 734-699-8900 x9214.

**CITIZENS' GUIDE TO LOCAL UNIT FINANCES - Van Buren Township**

**FINANCIAL POSITION**

**1. How have we managed our governmental fund resources (fund balance)?**

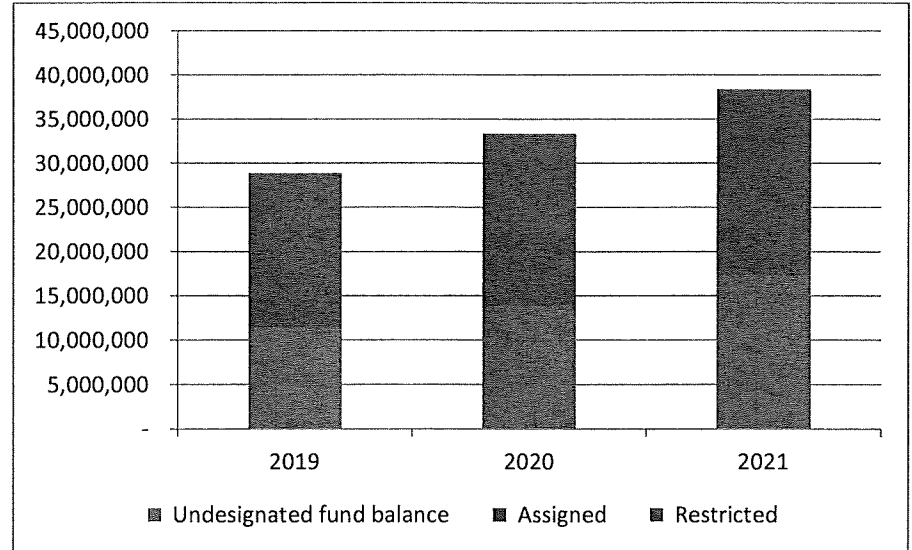
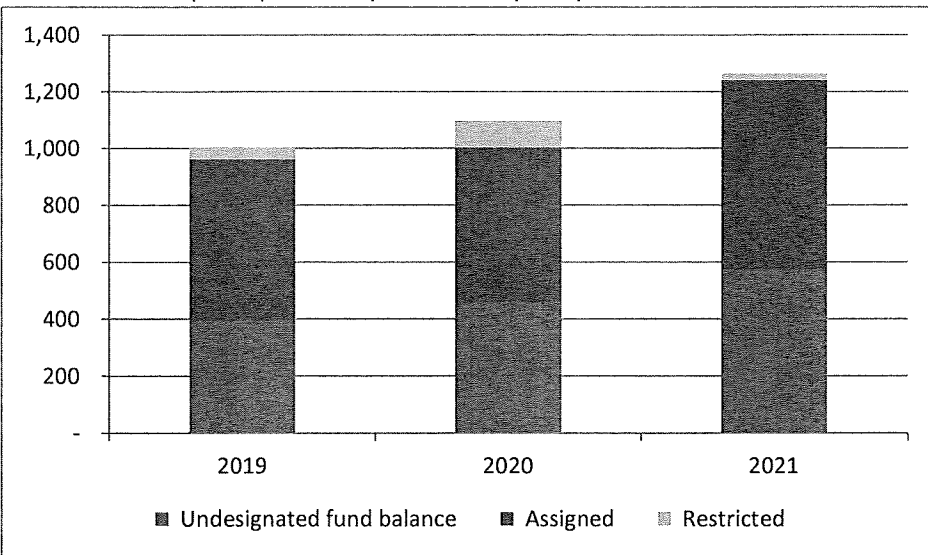
**2. Compared to the prior year**



	2020	2021	% change
Revenue	21,585,997	23,247,269	7.70%
Expenditures	17,140,587	18,166,574	5.99%
Surplus (shortfall)	4,445,410	5,080,695	14.29%
Fund balance, by component:			
Restricted	2,833,008	737,974	-73.95%
Assigned	16,549,480	20,233,571	22.26%
Undesignated fund balance	13,948,149	17,439,787	25.03%
total fund balance	33,330,637	38,411,332	15.24%

**3. Fund balance per capita - compared to the prior year**

**4. Historical Fund Balance Trends**



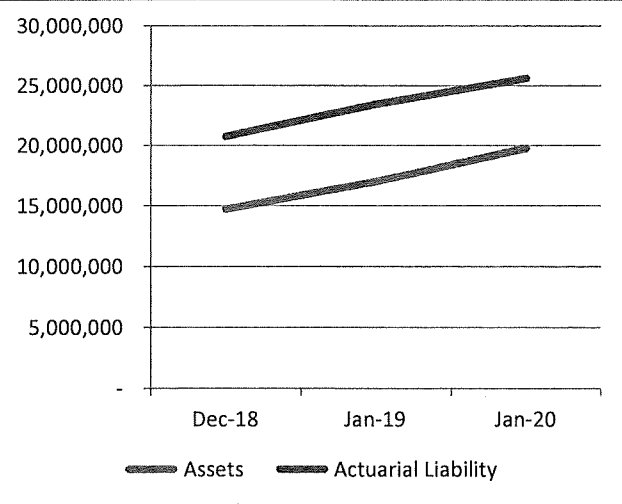
Commentary:

For more information on our unit's finances, contact Sean Bellingham at 734-699-8900 x9214.

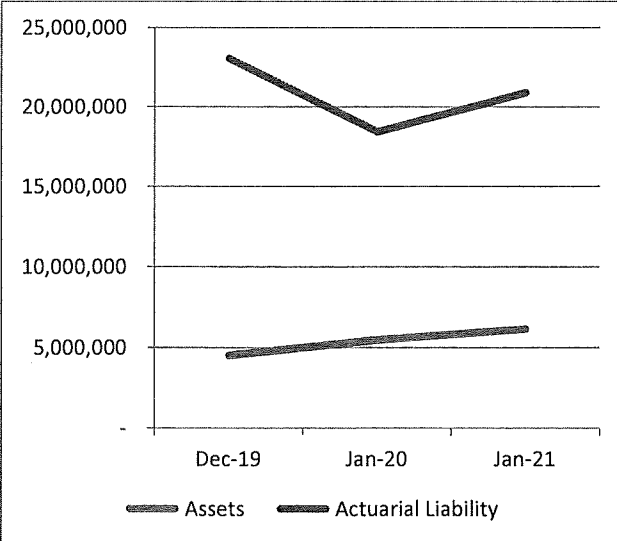
**CITIZENS' GUIDE TO LOCAL UNIT FINANCES - Van Buren Township**

**OTHER LONG TERM OBLIGATIONS**

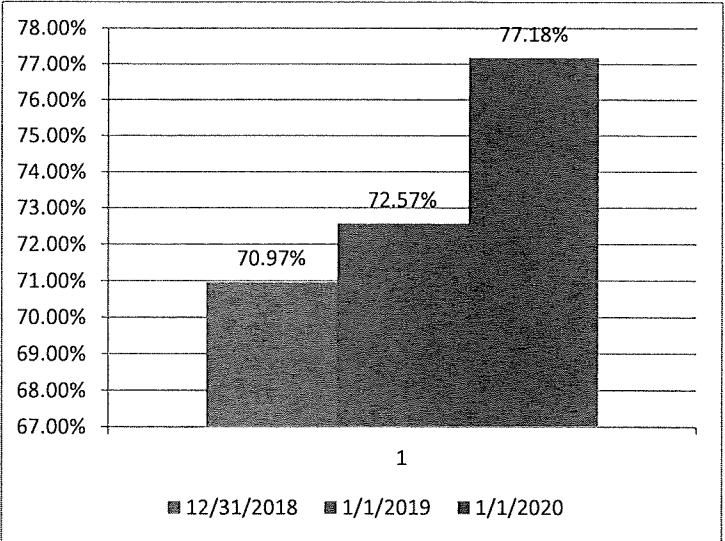
1. Pension funding status



2. Retiree Health care funding status

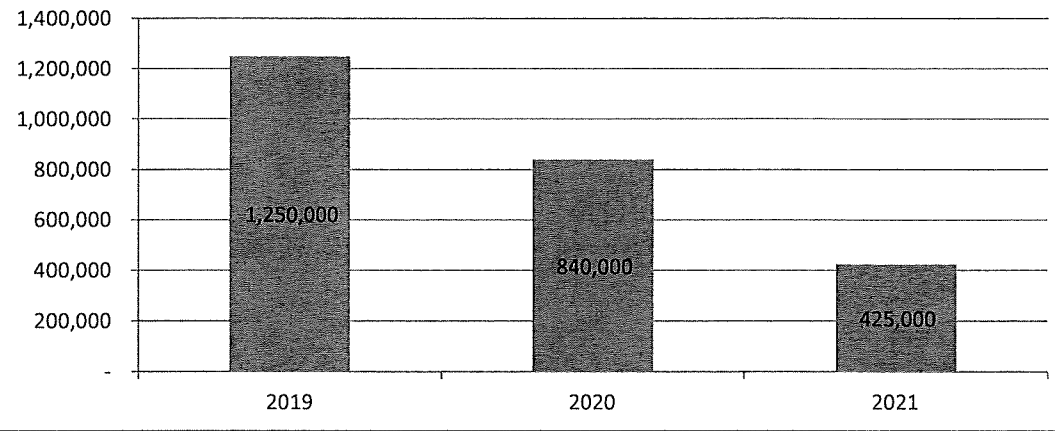


3. Percent funded - Pension

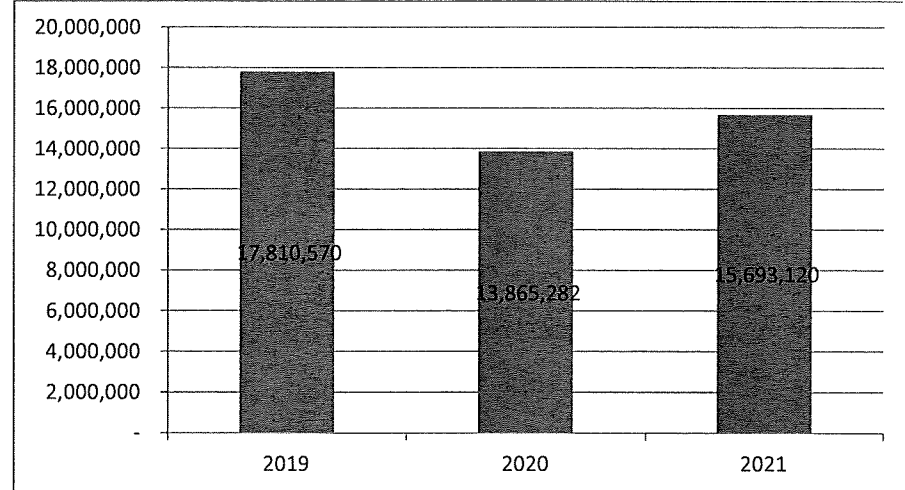


4. Long Term Debt obligations:

**Bond Debt**



5. Net - Other Post Employment Benefits (OPEB) Obligations



Commentary:

For more information on our unit's finances, contact Sean Bellingham at 734-699-8900 x9214.