

2021

BIASED-BASED POLICING REPORT

TEMPLE POLICE DEPARTMENT



PROTECTING, SERVING, AND WORKING, IN PARTNERSHIP WITH OUR COMMUNITY, TO
PREVENT, REDUCE, AND SOLVE CRIME WITH INTEGRITY, HONOR, AND DEDICATION.

Signature Approval Page

This Biased-Based Policing Report was prepared by the Professional Standards Unit. This report was reviewed by the Professional Standards Unit Supervisor and the Administration Bureau Deputy Chief and is recommended for approval.

Prepared by: Melinda Mersch, Crime Analyst

Date: 2/22/22

Signature: 

Unit: Criminal Investigations

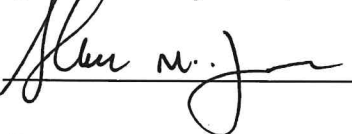
Accepted by: Allen Teston, Deputy Chief

Date: 2/23/22

Signature: 

Bureau: Administration Bureau Commander

Approved by: Shawn Reynolds, Chief

Signature: 

Date: 2/25/2022

Chief of Police

The Temple Police Department, in accordance with the Texas Code of Criminal Procedure (CCP) Articles 2.131 through 2.138 has collected police contact data from motor vehicle stops for the purpose of analysis. As part of the review of this data, the department is required to determine if racial profiling exists and to respond appropriately if such a determination is made. I believe the findings in this report serve as evidence that the Temple Police Department continues to strive toward the goals of maintaining strong relations with the community and providing open channels of communication between citizens and the Department.

In 2017, the Texas Legislators passed H.B. 3051 which removed the Middle Eastern data requirement, and standardized the racial and ethnic categories relevant to the individuals that came in contact with the police. In addition, the Sandra Bland Act (S.B. 1849) was passed and became law. Thus, the most significant legislative act in Texas history regarding data requirements on law enforcement contacts, became law and took effect on January 1, 2018.

This report provides statistical data relevant to public contacts made by police officers while conducting motor vehicle stops during calendar year 2021. Two different data sets have been employed to evaluate the agency's operations. The United States Census Bureau's Quick Facts for Bell County and the City of Temple are used separately to compare the Department's enforcement activities related to motor vehicle stops with racial and ethnic distributions in the county and the city. The links to the 2021 Quick Facts are [U.S. Census Bureau QuickFacts: Bell County, Texas; United States](#) and [U.S. Census Bureau QuickFacts: Temple city, Texas](#).

The reasons for using Bell County data are rather straight forward. Bell County census data is appropriate because nearly half of the citations (47%) written in 2021 were issued to persons that do not reside in the City of Temple. Temple has long been recognized as a hub of activity in Bell County that draws many people for employment, shopping, and entertainment. Further, a significant number of people travel to Temple to utilize the superior medical facilities that are located here. Finally, Temple has several major highways which run through and around the city. These factors show the traffic situation confronting the Temple Police Department is influenced by regional as well as local factors.

Overall, this document provides a certain degree of analysis, identifies recommendations for continuing the department's operations not only within the law, but to a level of excellence, and offers my conclusions as to the state of operations by police personnel in Temple. In the final section of the report, the reader will find information on the diversity found within the sworn ranks of the Temple Police Department.

Distribution of Race:

The data in this report includes racial and ethnic data for arrests, citations, written warnings, and verbal warnings from motor vehicle stops. The five races listed in CCP 2.132(a)(3), 2.132(b)(6)(A), 2.133(b)(1)(B) are Black, Asian/Pacific Islander, White, Hispanic/Latino, and Alaska Native/American Indian.

Census data, though arguably the best measure available, is not without some areas of confusion. In the U.S. Census Quick Facts, there is a category listed as “two or more races” included in the report. The Department uses this information to the greatest degree possible when completing this report. However, Police Officers are required to identify an individual within a single racial category. Individuals that can be identified in more than one racial group present obstacles for precise data tracking. Please keep this in mind as you view this report.

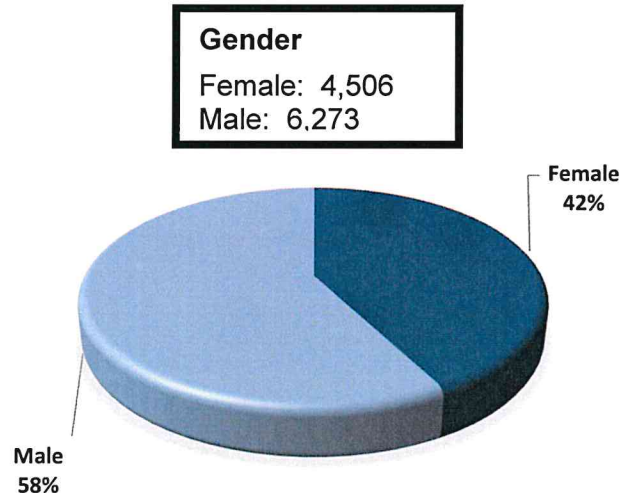
Breakdown of traffic stops leading to arrests, citations, written warnings, or verbal warnings

By gender:

Gender with Race (Female)	Percent
Alaska Native/American Indian	< 1%
Asian/Pacific Islander	2%
Black	23%
White	54%
Hispanic/Latino	21%

U.S. Census Quick Fact for Temple lists the gender breakdown as 47% male and 53% female.

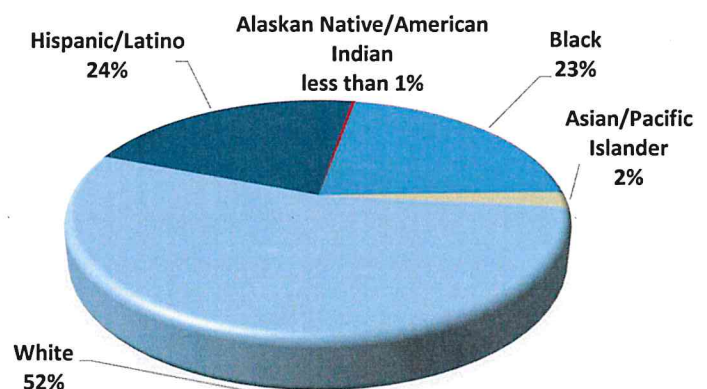
Gender with Race (Male)	Percent
Alaska Native/American Indian	< 1%
Asian/Pacific Islander	2%
Black	23%
White	50%
Hispanic/Latino	25%



Breakdown of traffic stops leading to arrests, citations, written warnings, or verbal warnings

By race and/or ethnicity:

Race or Ethnicity
Alaska Native/American Indian: 24
Asian/Pacific Islander: 189
Black: 2,442
White: 5,577
Hispanic/Latino: 2,547



Motor Vehicle Stops Resulting in a CITATION:

Citations resulting from Motor Vehicle Stops: *6,358

*Includes 36 citations with arrest

Average number of citations written per day: 17 citations

Non-Residents: 3,002

Temple Residents: 3,356

NOTE: Nearly half (47%) of the citations were issued to NON-Temple Residents.

Analysis of Temple Census

(Chart 1 with CITATION)

RACE/ETHNICITY	# of Citations	% of Total	CITY OF TEMPLE CENSUS QUICK FACTS	Comparison
BLACK	1,359	21.4%	15.7%	+ 5.7%
ASIAN/PACIFIC ISLANDER	109	1.7%	2.0%	- .3%
WHITE (Non-Hispanic)	3,292	51.8%	53.5%	- 1.7%
HISPANIC/LATINO	1,582	24.9%	26.4%	- 1.5%
ALASKAN NATIVE/ AMERICAN INDIAN	16	.3%	0.3%	0%
TOTAL	6,358		*Source: 2021 U.S. Census Quick Facts Census does NOT equal 100%	

Analysis of Bell County Census

(Chart 2 with CITATION)

RACE/ETHNICITY	# of Citations	% of Total	BELL COUNTY CENSUS QUICK FACTS	Comparison
BLACK	1359	21.4%	24.4%	- 3.0%
ASIAN/PACIFIC ISLANDER	109	1.7%	3.2%	- 1.5%
WHITE (Non-Hispanic)	3,292	51.8%	44.6%	+ 7.2%
HISPANIC/LATINO	1,582	24.9%	25.6%	- .7%
ALASKAN NATIVE/ AMERICAN INDIAN	16	.3%	1.9%	- 1.6%
TOTAL	6,358		*Source: 2021 U.S. Census Quick Facts Census does NOT equal 100%	

**Hispanic is considered a race according to the Texas Racial Profiling Act. The U. S. Census Quick Facts recognize Hispanic as an ethnicity that can be related to any race.

NOTE: The TPD Records Management System captures race **and** ethnicity. Race can be listed as white, black, Asian/Pacific Islander and Indian/Alaskan Native. Also, the records management system captures ethnicity. Ethnicity can be (N) for Non-Hispanic or (H) for Hispanic. Thus, a person can be listed as white (W) in the race block **and** (H) in the ethnicity block. The total above for Hispanics can include white, black, Asian/Pacific Islander or Indian/Alaskan Native. Any person (regardless of race), listed as Hispanic, is automatically added to the Hispanic total.

As one might expect, there are slight deviations between the census population estimates and the citations issued for each race/ethnicity/descent. The column labeled Comparison in the charts above shows the difference between police activity and population distribution. Example: In chart two above, the black population was given 21.4% of the citations. The black population for Bell County is 24.4%. With the comparison (-3.0%) listed, the black population was given less citations than the population using the Bell County Census Quick Facts.

Motor Vehicle Stops Resulting in a WRITTEN warning:

Written warnings were added to the 2018 requirement in the racial profiling reporting process. See charts one and two to view the written warning data, percentages, and comparisons. There were two warnings with arrest and those two warnings are added in the warning totals. Again, we listed city of Temple and Bell County censuses for comparison purposes.

Analysis of Temple Census

(Chart 1 with WRITTEN warning)

RACE/ETHNICITY	# of Warnings	% of Total	CITY OF TEMPLE CENSUS QUICK FACTS	Comparison
BLACK	476	21.7%	15.7%	+ 6.0%
ASIAN/PACIFIC ISLANDER	33	1.5%	2.0%	- .5%
WHITE (Non-Hispanic)	1,196	54.5%	53.5%	+ 1.0%
HISPANIC/LATINO	484	22.1%	26.4%	- 4.3%
ALASKAN NATIVE/ AMERICAN INDIAN	5	.2%	0.3%	- .1%
TOTAL	2,194		*Source: 2021 U.S. Census Quick Facts Census does NOT equal 100%	

Analysis of Bell County Census

(Chart 2 with WRITTEN warning)

RACE/ETHNICITY	# of Warnings	% OF Total	BELL COUNTY CENSUS QUICK FACTS	Comparison
BLACK	476	21.7%	24.4%	- 2.7%
ASIAN/PACIFIC ISLANDER	33	1.5%	3.2%	- 1.7%
WHITE (Non-Hispanic)	1,196	54.5%	44.6%	+ 9.9%
HISPANIC/LATINO	484	22.1%	25.6%	- 3.5%
ALASKAN NATIVE/ AMERICAN INDIAN	5	.2%	1.9%	- 1.7%
TOTAL	2,194		*Source: 2021 U.S. Census Quick Facts Census does NOT equal 100%	

**Hispanic is considered a race according to the Texas Racial Profiling Act. The U. S. Census Quick Facts recognize Hispanic as an ethnicity that can be related to any race.

Motor Vehicle Stops Resulting in a VERBAL warning:

Verbal warnings were added to the 2018 requirement in the racial profiling reporting process. See charts one and two to view the verbal warning data, percentages, and comparisons. Again, we listed city of Temple and Bell County censuses for comparison purposes.

Analysis of Temple Census

(Chart 1 with VERBAL warning)

RACE/ETHNICITY	# of Verbals	% of Total	CITY OF TEMPLE CENSUS QUICK FACTS	Comparison
BLACK	483	25.4%	15.7%	+ 9.7%
ASIAN/PACIFIC ISLANDER	45	2.4%	2.0%	- .4%
WHITE (Non-Hispanic)	964	50.8%	53.5%	- 2.7%
HISPANIC/LATINO	404	21.3%	26.4%	- 5.1%
ALASKAN NATIVE/ AMERICAN INDIAN	3	.2%	0.3%	- .1%
TOTAL	1,899		*Source: 2021 U.S. Census Quick Facts Census does NOT equal 100%	

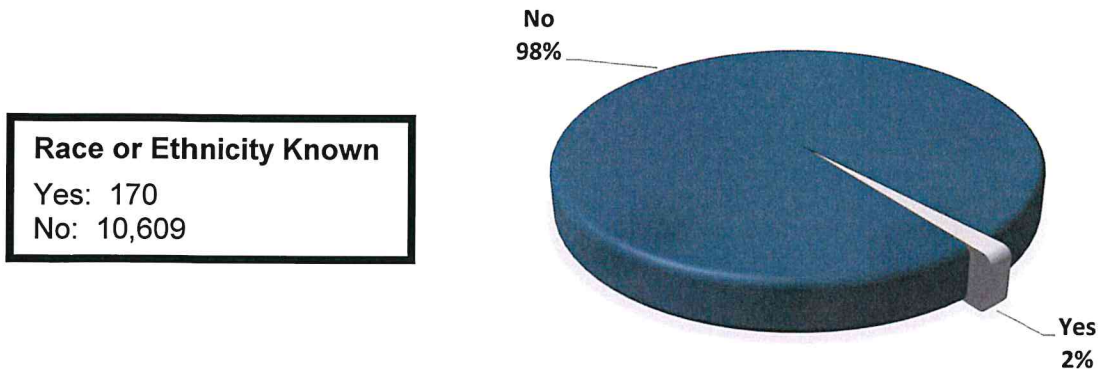
Analysis of Bell County Census

(Chart 2 with VERBAL warning)

RACE/ETHNICITY	# of Verbals	% OF Total	BELL COUNTY CENSUS QUICK FACTS	Comparison
BLACK	483	25.4%	24.4%	+ 1.0%
ASIAN/PACIFIC ISLANDER	45	2.4%	3.2%	- .8%
WHITE (Non-Hispanic)	964	50.8%	44.6%	+ 6.2%
HISPANIC/LATINO	404	21.3%	25.6%	- 4.3%
ALASKAN NATIVE/ AMERICAN INDIAN	3	.2%	1.9%	- 1.7%
TOTAL	1,899		*Source: 2021 U.S. Census Quick Facts Census does NOT equal 100%	

**Hispanic is considered a race according to the Texas Racial Profiling Act. The U. S. Census Quick Facts recognize Hispanic as an ethnicity that can be related to any race.

Breakdown of traffic stops leading to arrests, citations, written warnings, or verbal warnings
Race or ethnicity known:



Texas law requires the department to report whether an officer knew the race of an individual prior to conducting a stop. It is unreasonable to assume that a police officer, especially in an urban setting, would never know the race of the person being stopped prior to making a decision to stop a vehicle. Frequently, officers receive radio information about certain situations that include the race of a person driving or occupying a vehicle. In fact, officers may even know the actual identity of a person being stopped prior to or simultaneous with a decision to make a motor vehicle stop. Again, the law requires the department to track vehicle stops for all violations of law, not just traffic violations.

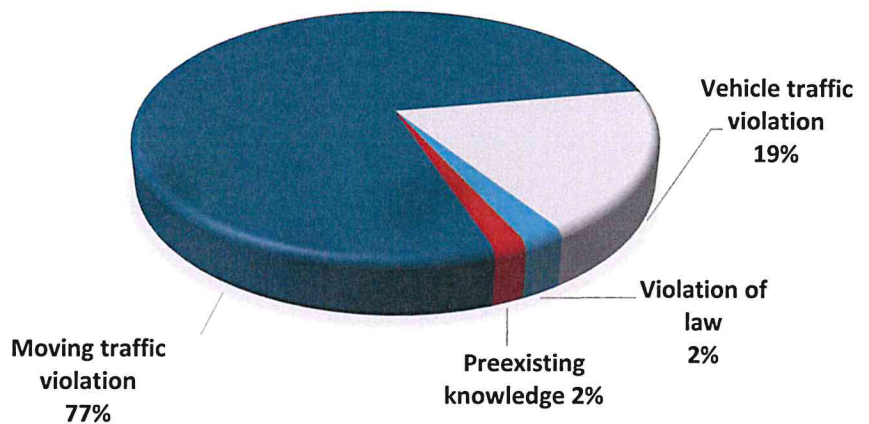
Race Known Prior to Stop				
Action	Yes	No	Total	% Known
CITATION	56	6,266	6,322	0.9%
WRITTEN WARNING	32	2,160	2,192	1.5%
WRITTEN WARNING WITH ARREST	0	2	2	0.0%
VERBAL WARNING	22	1,877	1,899	1.2%
ARREST	59	269	328	18.0%
ARREST WITH CITATION	1	35	36	2.8%
TOTAL	170	10,609	10,779	1.6%

Breakdown of traffic stops leading to arrests, citations, written warnings, or verbal warnings

Reason for stop:

Reason for Stop

Violation of law: 242
 Preexisting knowledge: 188
 Moving traffic violation: 8,341
 Vehicle traffic violation: 2,008

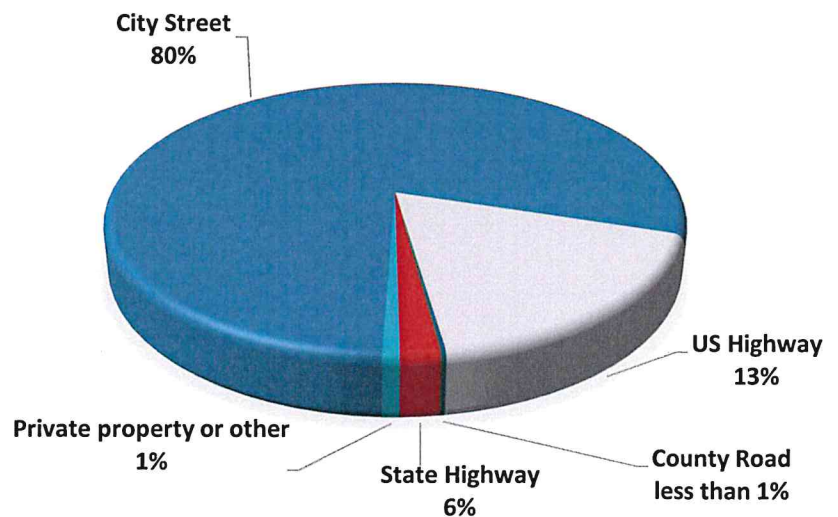


Breakdown of traffic stops leading to arrests, citations, written warnings, or verbal warnings

Street address or approximate location of stop:

Type of location

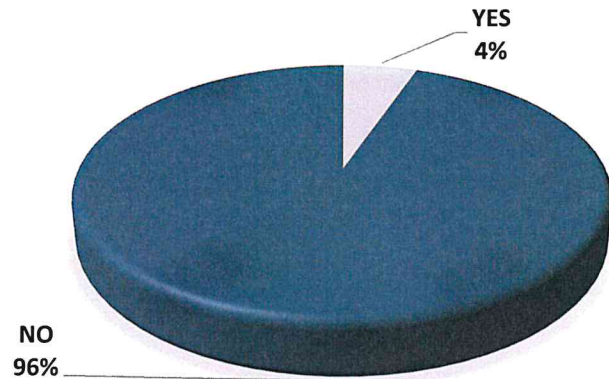
City Street: 8,587
 US highway: 1,438
 County Rd: 18
 State highway: 676
 Private property or other: 60



Breakdown of traffic stops leading to arrests, citations, written warnings, or verbal warnings

Search conducted:

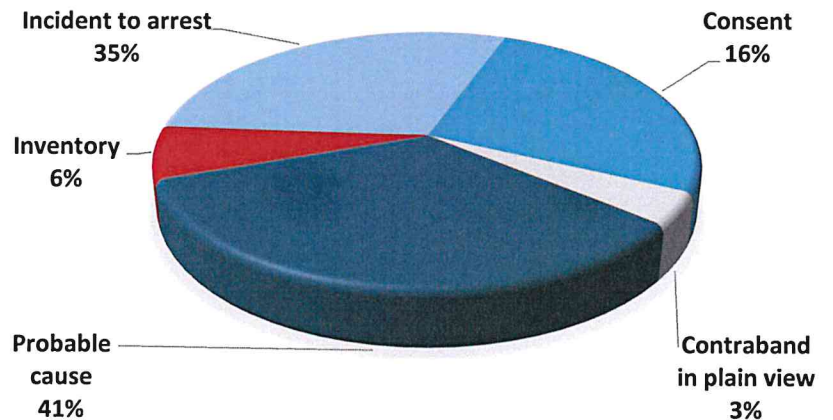
Was a search conducted	
Yes:	397
No:	10,382



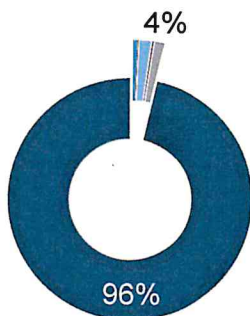
Breakdown of traffic stops leading to arrests, citations, written warnings, or verbal warnings

Reason for the search:

Reason for Search	
Consent:	63
Contraband in plain view:	10
Probable cause:	162
Inventory:	25
Incident to arrest:	137



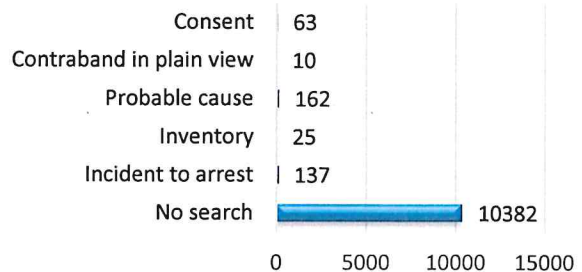
There were 10,799 traffic stops leading to arrests, citations, written warnings, or verbal warnings and during these stops, 397 (4%) searches were made.



SEARCH



Reason for Search

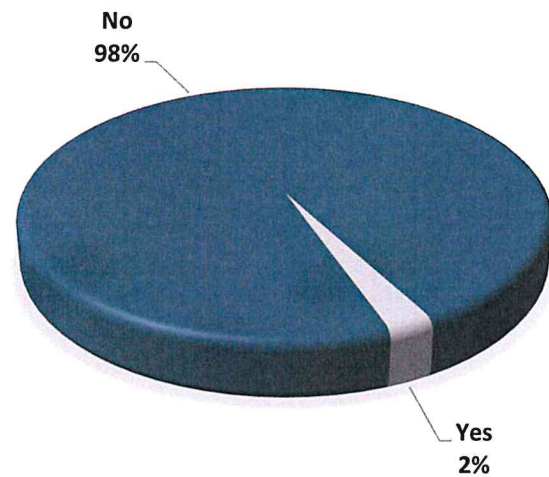


Breakdown of traffic stops leading to arrests, citations, written warnings, or verbal warnings

Contraband discovered:

Was contraband discovered

Yes: 264
No: 10,515

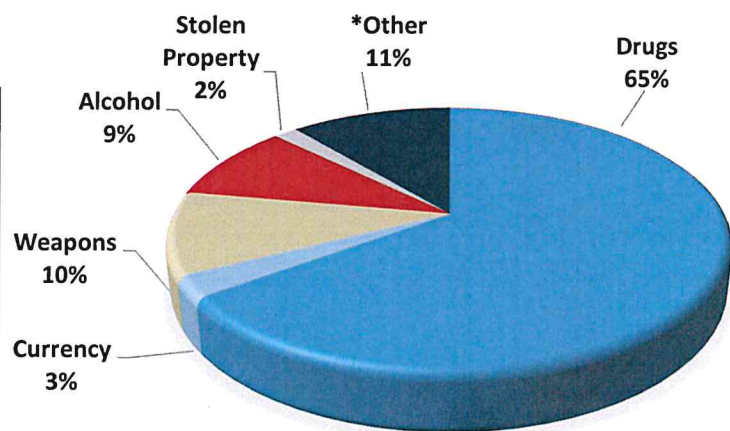


Breakdown of traffic stops leading to arrests, citations, written warnings, or verbal warnings

Description of contraband:

Description of contraband

Drugs: 198
Currency: 8
Weapons: 31
Alcohol: 29
Stolen Property: 5
*Other: 34
**Total: 305



*NOTE: "Other" means contraband with potential evidence not included in the categories above.
Example: Drug paraphernalia.

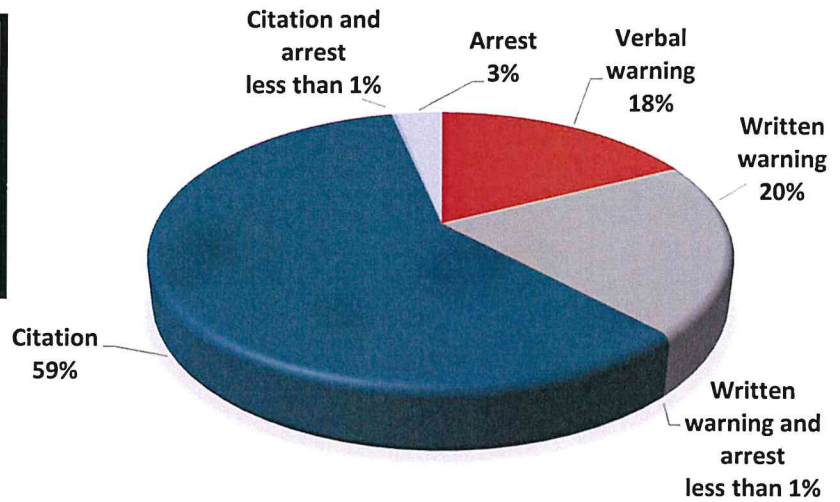
**NOTE: The total contraband does not equal the yes responses as multiple items may be discovered in one stop.

Breakdown of traffic stops leading to arrests, citations, written warnings, or verbal warnings

Result of stop:

Result of Stop

Verbal warning: 1,899
 Written warning: 2,192
 Citation: 6,322
 Written warning and arrest: 2
 Citation and arrest: 36
 Arrest: 328



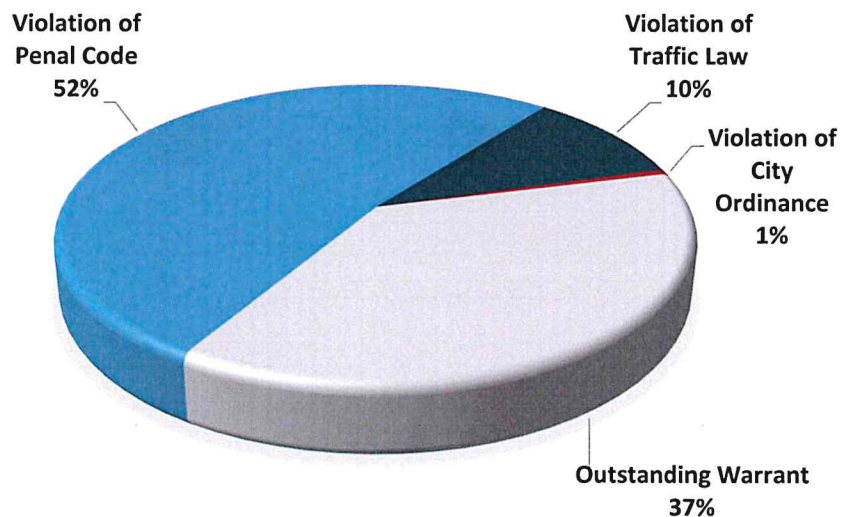
Breakdown of traffic stops leading to arrests, citations, written warnings, or verbal warnings

Arrest based on:

Arrest based on

Violation of Penal Code: 190
 Violation of Traffic Law: 37
 Violation of City Ordinance: 2
 Outstanding Warrant: 137

NOTE: Totals includes arrest, arrest with citation, and arrest with warning



Motor Vehicle Stop Leading to an Arrest

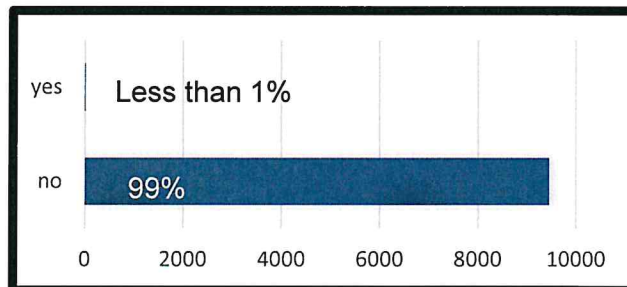
In 2021, Temple police officers made 2,560 arrests of which 366 were the result of a motor vehicle stop. Over half of the of the 366 arrests were based on violation of a penal code (190 arrests). Other arrests were based on outstanding warrants (137 arrests), violation of the traffic law (37 arrests), and violation of city ordinance (2 arrests).

Traffic stop leading to arrest (includes 37 arrests with a citation and 2 arrests with warning)		
DESCENT	# of arrests	% of total arrests
BLACK	140	38.3%
ASIAN/PACIFIC ISLANDER	3	.8%
WHITE (Non-Hispanic)	138	37.7%
HISPANIC/LATINO	85	23.2%
ALASKAN NATIVE/ AMERICAN INDIAN	0	0%
TOTAL	366	

Breakdown of traffic stops leading to arrests, citations, written warnings, or verbal warnings ***Physical force resulting in bodily injury used during stop:***

Was physical force resulting in bodily injury used during stop?

Yes: 1
No: 10,778



Employee Training and Public Education

Police officers receive extensive training about racial profiling as required by the Texas Commission on Law Enforcement (TCOLE). Officers are initially trained in these topics during the basic police academy. Following that training, police officers receive continuing education on these topics during regularly scheduled intervals established by TCOLE and department policy. In addition to the TCOLE requirements, our policy requires bi-annual training on racial profiling, cultural diversity, and other social issues with the last training conducted in 2019. Due to reduced staffing and COVID limitations, the Department failed to achieve our bi-annual training requirements. The Department remains committed to ensure our staff are highly trained in racial profiling, cultural diversity, and other social issues. In 2022, Department staff will receive training in these vital topics. To overcome staffing issues, the Department is looking at alternative training delivery methods such as online training courses.

State law also requires the department to establish a method for citizens to file complaints against police officers that a citizen believes is engaging in racial profiling. Additionally, the department must educate the public on this process. The department has developed a form for citizens to make complaints or commendations regarding police conduct (Appendix A – this form is available

online in English and Spanish). The department also accepts any written complaint if a citizen prefers to send a letter in lieu of using the form. In accordance with state law, a complaint on a police officer must be in writing.

Diversity within the Temple Police Department

The Temple Police Department strives to maintain a workforce that is representative of the community it serves. Appendix B provides a breakdown of the demographics within the sworn members of the department. Though the hiring processes used by the department are governed by state civil service laws, women, and minorities are continuously recruited and encouraged to apply.

Since 2009, the department's minority and female ranks have grown. In 2009, minorities comprised of 21% of the peace officers employed by the agency. Today, that number is 24%. Female officer ranks have grown significantly since 2009 (6% in 2009 to 17% in 2021).

Addressing Bias-based Policing:

The Temple Police Department remains committed to providing fair and unbiased policing services to the community. To ensure this we will continue to do the following:

- Provide sensitivity training to police personnel and comply with regulations established by the Texas Commission on Law Enforcement.
- Disseminate information to all officers regarding the guidelines of behavior acceptable under the Texas Racial Profiling Law.
- Record vehicle stops and other encounters with citizens as appropriate.
- Keep the City Council, City Manager, and other appropriate officials posted on measures being implemented by the Department.
- Provide an atmosphere in which officers are constantly aware of the inappropriateness of using bias in policing, and that the Department prohibits any practice that is based on improper or illegal foundations.
- Continue to hire qualified minority applicants for police officer positions.
- Monitor data entry to ensure the accuracy of information in police records.

Conclusion:

The information drawn from the motor vehicle stop data shows the Department operates in a fair and consistent manner with the diversity within the population. There is no evidence that racial profiling is used by officers to make enforcement decisions. This is further supported by the fact that in 2021 there were two citizen complaints alleging racial profiling incidents. Investigations into those allegations determined that agency personnel acted lawfully and did not engage in racial profiling in any of the alleged incidents.

The Department will continue to collect police contact data in its on-going evaluation of the practices of our officers. Appendix C lists a comparative analysis of the 2021 traffic stops. The intent of this continued vigilance is not only to work within the law, but to provide the citizens of Temple, and others, with highly professional and courteous service while the department strives to operate using the best practices and ethical behaviors that are expected of American law enforcement.

Appendix B – Departmental Demographics

TEMPLE POLICE SWORN PERSONNEL

2009

Race/Ethnicity	Female	Male	Total	% of Dept.
White (Non-Hispanic)	3	101	104	79%
Black	2	9	11	8%
Hispanic/Latino	3	8	11	8%
Asian/Pacific Islander	0	4	4	3%
Alaskan Native/Native American	0	1	1	1%
Totals	8	123	131	

Total Female Sworn: 8 (6% of TPD)

Total Sworn Officer Minorities: 27 (21% of TPD)

Comparison of 2009 vs 2021

2021

Race/Ethnicity	Female	Male	Total	% of Dept.
White (Non-Hispanic)	12	91	103	76 %
Black	4	12	16	12 %
Hispanic/Latino	5	7	12	9 %
Asian/Pacific Islander	1	3	4	3 %
Alaskan Native/Native American	1	0	1	1 %
Totals	23	113	136	

Total Female Sworn: 23 (17% of TPD)

Total Sworn Officer Minorities: (24% of TPD)

Appendix C: Comparative Analysis of Traffic Stops

Street Location

City Streets	8587	79.66%
US Highway	1438	13.34%
State Highway	676	6.27%
County Rd	18	0.17%
Private Property/Other	60	0.56%
TOTAL	10779	

Was race or ethnicity known prior to stop

Yes	170	1.58%
No	10609	98.42%
TOTAL	10779	

Race or Ethnicity

Alaska Native/American Indian	24	0.22%
Asian/Pacific Islander	189	1.75%
Black	2442	22.66%
White	5577	51.74%
Hispanic/Latino	2547	23.63%
TOTAL	10779	

Gender

Alaska Native/American Indian	11	0.24%
Asian/Pacific Islander	77	1.71%
Black	1019	22.61%
White	2434	54.02%
Hispanic/Latino	965	21.42%
Female total:	4506	41.80%

Alaska Native/American Indian	13	0.21%
Asian/Pacific Islander	112	1.79%
Black	1423	22.68%
White	3143	50.10%
Hispanic/Latino	1582	25.22%
Male total:	6273	58.20%

TOTAL GENDER 10779

Reason for Stop

Violation of Law		
Alaska Native/American Indian	1	0.41%
Asian/Pacific Islander	5	2.07%
Black	75	30.99%
White	116	47.93%
Hispanic/Latino	45	18.60%
Total Violation of the Law	242	2.25%

Continued... Reason for Stop (compared against the total number of stops)

Pre existing knowledge

Alaska Native/American Indian	0	0.00%
Asian/Pacific Islander	1	0.53%
Black	52	27.66%
White	85	45.21%
Hispanic/Latino	50	26.60%
Total Pre existing knowledge	188	1.74%

Moving traffic violation

Alaska Native/American Indian	19	0.23%
Asian/Pacific Islander	157	1.88%
Black	1797	21.54%
White	4403	52.79%
Hispanic/Latino	1965	23.56%
Total Moving traffic violation	8341	77.38%

Vehicle traffic violation

Alaska Native/American Indian	4	0.20%
Asian/Pacific Islander	26	1.29%
Black	518	25.80%
White	973	48.46%
Hispanic/Latino	487	24.25%
Total Vehicle traffic violation	2008	18.63%

TOTAL REASON FOR STOP 10779

Was search conducted

Alaska Native/American Indian	0	0.00%
Asian/Pacific Islander	2	0.50%
Black	151	38.04%
White	145	36.52%
Hispanic/Latino	99	24.94%
Traffic stop with search conducted	397	3.68%

Alaska Native/American Indian	24	0.23%
Asian/Pacific Islander	187	1.80%
Black	2291	22.07%
White	5432	52.32%
Hispanic/Latino	2448	23.58%
Traffic stop with no search conducted	10382	96.32%

TOTAL SEARCH RESULT 10779

Reason for Search

Alaska Native/American Indian	0	0.00%
Asian/Pacific Islander	0	0.00%
Black	14	22.22%
White	32	50.79%
Hispanic/Latino	17	26.98%
Consent total	63	15.87%

Alaska Native/American Indian	0	0.00%
Asian/Pacific Islander	0	0.00%
Black	4	40.00%
White	2	20.00%
Hispanic/Latino	4	40.00%
Contraband total	10	2.52%

Alaska Native/American Indian	0	0.00%
Asian/Pacific Islander	0	0.00%
Black	79	48.77%
White	47	29.01%
Hispanic/Latino	36	22.22%
Probable cause total	162	40.81%

Alaska Native/American Indian	0	0.00%
Asian/Pacific Islander	1	4.00%
Black	8	32.00%
White	8	32.00%
Hispanic/Latino	8	32.00%
Inventory total	25	6.30%

Alaska Native/American Indian	0	0.00%
Asian/Pacific Islander	1	0.73%
Black	46	33.58%
White	56	40.88%
Hispanic/Latino	34	24.82%
Incident to arrest total	137	34.51%

YES SEARCHES TOTAL 397 3.68%

Was contraband discovered

Alaska Native/American Indian	0	0.00%
Asian/Pacific Islander	1	0.38%
Black	107	40.53%
White	94	35.61%
Hispanic/Latino	62	23.48%

YES total	264	2.45%
Continued... Contraband discovered		

Alaska Native/American Indian	24	0.23%
Asian/Pacific Islander	188	1.79%
Black	2335	22.21%
White	5483	52.14%
Hispanic/Latino	2485	23.63%
NO total	10515	97.55%

TOTAL contraband answer (yes or no)	10779
-------------------------------------	-------

Description of Contraband

Alaska Native/American Indian	0	0.00%
Asian/Pacific Islander	0	0.00%
Black	80	40.40%
White	68	34.34%
Hispanic/Latino	50	25.25%
Drugs total	198	64.92%

Alaska Native/American Indian	0	0.00%
Asian/Pacific Islander	1	12.50%
Black	4	50.00%
White	1	12.50%
Hispanic/Latino	2	25.00%
Currency total	8	2.62%

Alaska Native/American Indian	0	0.00%
Asian/Pacific Islander	0	0.00%
Black	16	51.61%
White	10	32.26%
Hispanic/Latino	5	16.13%
Weapons total	31	10.16%

Alaska Native/American Indian	0	0.00%
Asian/Pacific Islander	0	0.00%
Black	8	27.59%
White	13	44.83%
Hispanic/Latino	8	27.59%
Alcohol total	29	9.51%

Alaska Native/American Indian	0	0.00%
Asian/Pacific Islander	0	0.00%
Black	2	40.00%
White	2	40.00%
Hispanic/Latino	1	20.00%
Stolen property total	5	1.64%

Continued... Description of contraband

Alaska Native/American Indian	0	0.00%
Asian/Pacific Islander	0	0.00%
Black	17	50.00%
White	14	41.18%
Hispanic/Latino	3	8.82%
Other total	34	11.15%

TOTAL CONTRABAND 305

NOTE: Contraband items do not equal the stops with contraband found. More than one contraband item can be found with one stop.

Result of Stop

Alaska Native/American Indian	3	0.16%
Asian/Pacific Islander	45	2.37%
Black	483	25.43%
White	964	50.76%
Hispanic/Latino	404	21.27%
Verbal warning total	1899	17.62%

Alaska Native/American Indian	5	0.23%
Asian/Pacific Islander	33	1.51%
Black	474	21.62%
White	1196	54.56%
Hispanic/Latino	484	22.08%
Written warning total	2192	20.34%

Alaska Native/American Indian	16	0.25%
Asian/Pacific Islander	108	1.71%
Black	1345	21.27%
White	3279	51.87%
Hispanic/Latino	1574	24.90%
Citation only	6322	58.65%

Alaska Native/American Indian	0	0.00%
Asian/Pacific Islander	0	0.00%
Black	2	0.00%
White	0	0.00%
Hispanic/Latino	0	0.00%
Written warning with arrest total	2	0.00%

Continued... Result of Stop

Alaska Native/American Indian	0	0.00%
Asian/Pacific Islander	1	2.78%
Black	14	38.89%
White	13	36.11%
Hispanic/Latino	8	22.22%
Citation with arrest total	36	0.33%

Alaska Native/American Indian	0	0.00%
Asian/Pacific Islander	2	0.61%
Black	124	37.80%
White	125	38.11%
Hispanic/Latino	77	23.48%
Arrest only total	328	3.04%

TOTAL STOPS 10779

Alaska Native/American Indian	24	0.22%
Asian/Pacific Islander	189	1.75%
Black	2442	22.66%
White	5577	51.74%
Hispanic/Latino	2547	23.63%
TOTAL	10779	

Arrest based on

Alaska Native/American Indian	0	0.00%
Asian/Pacific Islander	1	0.53%
Black	66	34.74%
White	77	40.53%
Hispanic/Latino	46	24.21%
Total Violation of Penal Code	190	51.91%

Alaska Native/American Indian	0	0.00%
Asian/Pacific Islander	0	0.00%
Black	17	45.95%
White	11	29.73%
Hispanic/Latino	9	24.32%
Total Violation of Traffic Law	37	10.11%

Alaska Native/American Indian	0	0.00%
Asian/Pacific Islander	0	0.00%
Black	0	0.00%
White	0	0.00%
Hispanic/Latino	2	100.00%
Total Violation of City Ordinance	2	0.55%

Continued... Arrest based on

Alaska Native/American Indian	0	0.00%
Asian/Pacific Islander	2	1.46%
Black	57	41.61%
White	50	36.50%
Hispanic/Latino	28	20.44%
Total Violation of Outstanding Warrant	137	37.43%

Total Arrests 366

Was physical force used resulting in bodily injury during traffic stop

Alaska Native/American Indian	0	0.00%
Asian/Pacific Islander	0	0.00%
Black	0	0.00%
White	1	100.00%
Hispanic/Latino	0	0.00%
Total YES force with bodily injury total	1	0.02%

Alaska Native/American Indian	24	0.28%
Asian/Pacific Islander	189	2.20%
Black	2442	22.66%
White	5576	51.74%
Hispanic/Latino	2547	23.63%
Total NO force with bodily injury total	10778	99.98%

Total Stops 10779

Number of complaints of racial profiling

Total: 2

Resulted in disciplinary action: 0

Did not result in disciplinary action: 2