

2023
City of Sturgeon Bay
Guide to Single Stream Recycling
And Solid Waste for Residential
Properties



Recycling and Garbage Carts must be placed out for collection **no later than 7:00 A.M.** on your normal collection day (recycling is collected every other week). **Recycling and Garbage Carts** must be placed with wheels away from the road, at ground level, a minimum of 3 feet from mailboxes, other garbage carts, trees, shrubs, or other obstructions. As a courtesy, please be aware of where you are parking so you do not block other carts.

Thank you for your cooperation!

City of Sturgeon Bay
Municipal Services
835 N. 14th Ave
Sturgeon Bay, WI 54235
920-746-2912

Mike Barker
Municipal Services Director

Questions and Answers

Q: What day of the week is my garbage and recycling collected?

A: Garbage is collected every week and recycling is collected every other week. Schedules are available online or in our office. The city is divided into four sections for garbage collection to allow for pick up Monday through Thursday. Please call the department at 920-746-2912 to find out your collection day. Please note that holidays that we are closed for will affect the collection schedule- see "Holiday Schedule" on page 3 for the specific holidays that will affect garbage collection)

Q: Where do I place the carts for pick-up?

A: Residents are asked to put their cart(s) at least three (3) feet from other obstructions (mailboxes, other carts, cars, etc.). Please, DO NOT put containers in the roadway. The new collection trucks have an arm that can collect your cart safely from a short distance.

Q: What is single stream recycling?

A: Single stream recycling refers to a system in which all paper fibers and containers are mixed together in a collection truck, instead of being sorted into separate commodities (newspaper, cardboard, plastic, glass, etc.). Single stream recycling reduces the need for residents to separate recyclables. It allows you to place ALL recyclable materials into one container, so all plastic, glass, metal and cardboard may be placed together in your recycling cart (blue lid) for collection.

Q: Can I use any other type of garbage container other than the carts provided by the City?

A: **NO**. The type of collection equipment the City uses requires specific type carts. In addition, the designated cart color specifies whether the contents are garbage or recyclable materials. Therefore, you must use the designated carts for your materials to be picked up. The City will provide each residence with two wheeled carts, one for recycling (black with blue lid) and one for garbage (all black).

Q: Can I purchase my own cart at a local store?

A: No. The garbage and recycling carts have to be compatible with the automated and semi-automated collection equipment. The carts are assigned to a specific address and the carts purchased through the City come with a ten-year warranty.

Q: Can I bag my recyclables before placing them in the cart?

A: Plastic bags cannot be used since they are not recyclable. All recyclables may be placed in the cart loose or in a brown paper bag.

Q: Does the lid have to be closed?

A: Yes, place your garbage or recycling into the carts in a way that allows you to properly close the lid. This will keep garbage from blowing around the neighborhood. The lid should not have anything placed on top of it and should remain clear of debris.

Q: What if I have more garbage than I can fit in my garbage container? Can I put trash bags next to the containers?

A: **NO**. The city will ONLY pick up what is in the carts. Any other materials will not be picked up. Large item pick-ups can be scheduled through the Municipal Services Office.

Q: Do I have to put my carts out on the scheduled dates if they are not full?

A: No. this is entirely up to your household's needs. The collection schedule allows for you to place your garbage cart out once a week and your recycling cart out every other week for collection on your regularly scheduled day. If you find that your carts do not need to be put out as scheduled, then adjust your personal pick-up schedule accordingly. Example: You may wish to put your garbage out every other week)

Q: How do I prepare my recyclables?

A: Containers must be emptied and rinsed before being placed in the recycling cart. Cardboard should be flattened and may have to be cut to fit in the recycling cart. Papers and magazines must be placed in the recycling cart loose. Shredded paper must be placed in a paper bag and then put in the recycling cart. Plastic bags are not allowed in the recycling cart. Garbage is not allowed in the recycling cart. Yard waste is also not allowed in either cart.

Q: Can I put my address on the side of my carts?

A: The upper left flat side of the cart is left for markings or logos, so you may place your address on your carts for identification purposes.

Q: Who will maintain the new carts?

A: The carts are maintained by the property owner and stay with the property if the owner should move.

Q: Are the carts under warranty?

A: Yes. The garbage and recycling carts are under warranty for ten years of normal use.

Q: Do I have to store my carts indoors?

A: You may store them wherever is most convenient for you (in or adjacent to your home/garage)

Q: Can I put yard waste in the carts as well?

A: **No**. Carts containing yard waste will not be emptied. Yard waste may be brought to the compost site at 1531 Division Road.


Q: Will the carts have a code or set of numbers on them that will correspond with a specific address?

A: Yes. All of the recycling and garbage carts will have serial numbers hot stamped on the front that will correspond with that address.


Q: If I move can I take my cart with me to a new location?

A: No. The carts were purchased by the City for that address and must remain with the property.

HOW TO PREPARE RECYCLABLE ITEMS FOR PICK-UP!



DO'S



RECYCLE THESE ITEMS IN YOUR RECYCLING CARTS


- ~ Aluminum beverage cans
- ~ Cardboard beverage packs (soda/beer)
- ~ Books (hard covers removed)
- ~ Brown paper grocery bags
- ~ Cardboard tubes
- ~ Cereal & cracker boxes
- ~ Corrugated cardboard
- ~ Egg cartons (paper type only)
- ~ Frozen food boxes
- ~ Gift wrap rolls & paper towel rolls
- ~ Glass (food and beverage) clear, blue, brown & green
- ~ Hanging file folders (remove metal hangers)
- ~ Home office paper
- ~ Ice cream containers
- ~ Junk mail & envelopes
- ~ Magazines & catalogs
- ~ Newspaper (*all sections*)
- ~ Paperback books
- ~ Phone books
- ~ Plastic containers (marked with a 1-7)
- ~ Shredded paper (in a PAPER bag only)
- ~ Tin food cans (labels & lids on)
- ~ Tissue boxes
- ~ Waxed coated boxes or paper

NOTE: **ALL** the items listed above can be placed in your RECYCLING cart.

Items must be **LOOSE**.
NO PLASTIC BAGS ALLOWED!

~ EMPTY, RINSE, & CLEAN your recyclables!

DON'TS



DO NOT RECYCLE THESE ITEMS

- ~ Pizza boxes/bakery boxes
- ~ Plastic bags / cellophane or plastic wrap
- ~ Aluminum foil
- ~ Aluminum cooking and food trays
- ~ Brake fluid
- ~ Computer components
- ~ Contaminated paper
- ~ Diapers
- ~ Drinking glasses
- ~ Empty paint cans (see next page for proper disposal instructions)
- ~ Freon units (air conditioners, dehumidifiers, refrigeration units)
- ~ Light bulbs
- ~ Microwaves
- ~ Mirrors
- ~ Oil
- ~ Personal paper products
- ~ Pesticide or hazardous chemical bottles
- ~ Plant flats & pots
- ~ Pyrex dishes
- ~ Styrofoam packaging (rigid or peanut)
- ~ Tissue paper
- ~ Transmission fluid
- ~ Window glass

DO NOT place above items in recycling cart!

**** Recycling and Garbage Carts must be placed out by 7 a.m. with wheels away from the road, at ground level, a minimum of 3 feet from mailboxes, other garbage carts, trees, shrubs, or other obstructions. As a courtesy, please be aware of where you are parking so you do not block other carts.**

City of Sturgeon Bay Garbage and Recycling Rules

Time of Collection



Garbage and recycling must be placed out for collection **NO LATER THAN 7:00 A.M.** on your collection day. All materials must be removed from the curb by 7:00 A.M. of the day following the collection.

Please note: garbage routes may be altered for various reasons – for example roadwork may be occurring somewhere else which could affect a whole day's collection route.

Beginning September 1, 2014 recycling IS collected every other week on the same day as your garbage collection. Recycling calendars are available online at www.sturgeonbaywi.org or at our office at 835 N. 14th Avenue.



“2023 Holiday Garbage Schedule”

Garbage/recycling pick-up will be delayed ONE DAY from the holiday on the following dates. These are the only holidays that will affect the garbage and recycling schedule.

2023 Dates

Memorial Day—Monday, May 29
Fourth of July – Tuesday, July 4
Labor Day—Monday, September 4
Thanksgiving—Thursday, November 23
Christmas Eve Day – Monday, December 25
Christmas Day – Tuesday, December 26
New Year's Day – Monday, January 1, 2024



Please note: (Our offices will be closed for the Christmas holiday on Monday Dec. 25, Tuesday December 26 and New Year's Day on Monday, January 1, 2024).



Solid Waste Collected Curbside

Animal Feces—must be properly disposed of by wrapping in plastic bag before placing it in your garbage cart.

Foam polystyrene packing—such as Styrofoam and packing peanuts are packaging made primarily from foam polystyrene.

These materials must be placed in plastic bags inside your garbage cart (these materials are not recyclable) and WILL NOT be accepted loose or in cardboard boxes.

Paint cans from LATEX PAINT ONLY—can be placed inside of your garbage cart after the covers have been removed and any existing paint has dried/hardened. kitty litter or saw dust can be used to absorb the paint. Oil based paints, stains and varnishes are considered hazardous waste and must be brought to a hazardous waste facility for proper disposal.



Materials NOT Accepted for Collection

Hazardous Substances

Any hazardous substance, as determined by the Department of Natural Resources or combination of substances includes, but is not limited to:

Pesticides Irritants
Corrosives Solvents
Flammables Fluorescent Bulbs
Paint thinners and strippers
Stains & Varnish Oil-based paints



For more information on how to properly dispose of hazardous materials please contact Brown County Hazardous Waste Facility by calling 920-492-4950.

Dispose of Contaminated Needles Safely

Used needles are a hazard and should NOT be put in recycling bags or garbage containers. ***State law requires that sharps used in the home must be properly discarded. For more information on the Door County Sharps Collection Program, you may contact the Door County Public Health Dept. at 920-746-2234.***

Used Motor Oil

Used Motor oil must be recycled. Used oil may ***not*** be poured down the sewer grate in the street or on the ground. Empty oil bottles must be placed in the garbage, not in the blue recycling cart. Used motor oil **CAN'T** be mixed with anti-freeze or any other liquid.

USED MOTOR OIL (CANNOT BE MIXED WITH GASOLINE) CAN BE TAKEN TO THE FOLLOWING LOCATION AND DISPOSED OF FOR \$1 PER GALLON.

*Municipal Services Office
835 N. 14th Ave (Sturgeon Bay)*

Miscellaneous Items

Items such as fluorescent bulbs, ballasts, propane tanks (empty), car/truck batteries, etc. are recyclable and may be brought to GFL Environmental at 1509 Division Road for a small fee. For more information you may call them at 920-473-2251.

STILL HAVE QUESTIONS???



THE CITY OF STURGEON BAY MUNICIPAL SERVICES:

920-746-2912 or 835 N. 14TH AVE

BROWN COUNTY HAZARDOUS WASTE FACILITY:

920- 492-4950 or 2561 South Broadway (Ashwaubenon)

GFL ENVIRONMENTAL- WASTE AND RECYCLING FACILITY

920-473-2251 or 1509 Division Road

STREET DEPARTMENT INFORMATION

Large Item and Brush Collection:

Large item and Brush pick-ups take place the **SECOND FRIDAY** of every month from April to October. This service allows residents to dispose of garbage that is too big to dispose of with their weekly garbage collection, is metal in nature or requires special disposal (microwaves, computers, televisions and items that contain Freon).

You may also register for a collection of your brush, branches and garden waste on one of the dates listed below. All branches must be placed parallel to the roadway for collection.

Large Item and Brush Collection Days:

- April 14
- May 12
- June 9
- July 14
- August 11
- September 8
- October 13



Residents must register at least 48 hours prior to the collection date for a pick up. This service has a \$35 fee for each service (subject to change) per scheduled date – so if you are in need of both a large item and brush collection at the same time it will cost \$70. The fee for items that are not allowed in the landfill and require special disposal are:

Items containing freon:	\$53.50
TVs & monitors up to 27”:	\$37.50
TVs 28” – 35”:	\$48.50
TVs 36” and larger:	\$70.50
Small electronics <20 lbs.:	\$35.00
Large electronics >20 lbs.:	\$43.50

Fall Loose Leaf Collection:

In the fall, the department conducts its Fall Loose Leaf Collection. This allows residents an opportunity to have their leaves collected curbside. All leaves must be raked out to the curb – not into the street (this affects the storm sewers when leaves blow into or flow into the storm sewers).

The crews **typically** begin this service in mid-October and continue through the end of November (weather permitting) – once the snow season begins, the crews have to move onto snow removal operations. The department tries to make at least 2 passes by each residence. Once they begin their “final pass” this will be the last time anyone is guaranteed a leaf collection. This final pass will typically occur the week prior to Thanksgiving.



Spring Brush Collection:

PLEASE NOTE - BEGINNING IN 2017 THERE IS NO LONGER A ONE TIME COLLECTION OF BRUSH IN THE SPRING.

This service will now run with large item collection and will be a call-in service. Please see the information to the left.

Compost Site

The City operates a compost site that is located at 1531 Division Road. Since grass clippings, garden materials, leaves and brush are not allowed to be placed in landfills, and must be recycled, residents that reside within the City limits may dispose of these items by bringing them to the compost site.

Please contact the department for hours of operation and any fees that may be associated with use of the site. You may be required to show proof of residency when dropping items off or taking items from the site.



****Disposal of brush at this site by contractors and/or landscapers is prohibited, unless an annual permit has been purchased. Please contact the Municipal Services Office for more information.***

Compost Site Rules:

- All compost (grass, leaves, and garden waste only) must be put on compost piles where designated.
- All bags of material must be emptied and bags must be placed in the garbage cans provided at the south end of the property.
- No dumping of garbage of any kind is allowed.
- No rocks are to be mixed in with the brush or compost.
- All brush must be put on the brush pile, not on the compost pile. Limbs must not exceed five feet in length or six inches in diameter.
- No stumps or roots are allowed on the brush or compost piles.
- No metal is to be mixed with the brush or compost.
- Lumber of any kind is NOT acceptable.
- Paint, tires and appliances are not to be deposited on the brush or compost piles.
- Only contractors who have purchased an annual permit may bring brush, leaves, and grasses to the site.
- For commercial use of finished compost, please contact the department for rules and pricing.
- Finished compost material can be picked up by the residents for their personal home use only, not for resale.