



2025 Stokes County Community Survey Findings Report

July 2025



ETC
INSTITUTE

Contents

Section 1: Executive Summary.....	4
Section 2: Charts and Graphs.....	12
Section 3: Importance-Satisfaction Rating.....	42
Section 4: Benchmarks.....	46
Section 5: Tabular Data.....	53
Section 6: Open-Ended Responses.....	80
Section 7: Survey Instrument.....	111



Executive Summary

2024 Stokes County Community Survey

Executive Summary



Purpose

During the summer of 2025, ETC Institute administered a community survey for Stokes County, North Carolina. The purpose of the survey was to assess resident satisfaction with the delivery of major City services and to help set priorities for the community.

Methodology

The five-page survey, cover letter and postage-paid return envelope were mailed to a random sample of households in Stokes County. The cover letter explained the purpose of the survey and encouraged residents to either return their survey by mail or complete the survey online. At the end of the online survey, residents were asked to enter their home address; this was done to ensure that only responses from residents who were part of the random sample were included in the final survey database. After the surveys were mailed, residents who received the survey were contacted to encourage participation.

The goal was to receive 400 completed surveys. This goal was met, with 460 households completing the survey. The results for 460 households have a 95% level of confidence with a precision of at least +/-4.5%. There were no statistically significant differences in the results of the survey based on the method of administration (mail vs. online).

The percentage of “don’t know” responses has been excluded from many of the graphs and the benchmarking data shown in this report to facilitate valid comparisons between county services. Since the number of “don’t know” responses often reflects the utilization and awareness of county services, the percentage of “don’t know” responses has been provided in the tabular data section of this report.

This report contains:

- an executive summary of the methodology and major findings (Section 1)
- charts depicting the overall results of the survey (Section 2)
- benchmarking analysis that shows how the survey results compare to the U.S. average and the Atlantic Region average (Section 3)
- Importance-Satisfaction analysis that shows priorities for investment (Section 4)
- tabular data for all questions on the survey (Section 5)
- a copy of the survey instrument (Section 6)

2024 Stokes County Community Survey

Executive Summary



Major Findings

Reasons to Live in Stokes County. Respondents were asked to select all the reasons they choose to live in Stokes County. The three most commonly selected reasons were rural setting (85%), low traffic congestion (58%), close to family/friends (54%), and low crime rate (54%). Respondents were then asked to select the three items that would have the biggest impact on their decision to stay in Stokes County over the next five years. The three most commonly selected areas were rural setting (71%), low crime rate (41%), close to family/friends (40%), and low cost of living (40%).

Visioning. Respondents were asked to rate how important they believe various factors are to the overall quality of life in Stokes County. The three items rated highest (as “somewhat important” or “very important”) were safety, low crime, and responsive public safety services (96%), adequacy of roads and highways (93%), and health care access (93%). The three issues respondents think will be the most important for the County to address over the next five years are safety, low crime, and responsive public safety services (43%), health care access (39%), and public education (37%).

Quality of Life. Eighty-nine percent (89%) of respondents agree (rating “somewhat agree” or “strongly agree”) that Stokes County is a safe place to live and 73% agree Stokes County enjoys a high quality of life.

Overall Ratings. Respondents were most satisfied (rating “good” or “excellent”) with Stokes County as a place to live (91%), as a place to raise children (85%), and as a place to retire (84%).

Major Categories of County Services. The three major categories of County services respondents feel most satisfied with (rating “satisfied” or “very satisfied”) are the overall quality of emergency response services provided by rural fire district fire departments (78%), public libraries (75%), and overall quality of 911 services (75%). The three major categories respondents think should receive the most emphasis from the County over the next five years are quality of K-12 education facilities (42%), communication with the public (29%), and quality of public health services (20%).

Tax Increase. Almost half (49%) of respondents feel “supportive” (31%) or “very supportive” (18%) of a tax increase if it were used to fund the major categories of services they indicated should receive the most emphasis.

Communication. The three sources households use most often to learn about Stokes County news, events, and other information are Facebook (69%), word of mouth (67%), and Stokes County website (57%). The three sources they most prefer to receive information from are Facebook (58%), Stokes County website (49%), and local TV news (33%).

Aspects of Life in Stokes County. Respondent felt most satisfied (rating “satisfied” or “very satisfied”) with life in Stokes County regarding their experience engaging with Stokes County Staff (62%), customer service provided by Stokes County staff (60%), and professional conduct of the most recent county-wide election (53%).

2024 Stokes County Community Survey

Executive Summary



Library. The library visited by the highest percentage of respondents (47%) in the last year was Kings Public Library. Ratings for condition and quality of library services were overall high for all three libraries surveyed.

Sheriff's Office. Respondents felt most satisfied (rating "satisfied" or "very satisfied") with the overall quality of Sheriff protection (72%) and professionalism of Sheriff's Office employees (69%).

Emergency Services Experience. Thirty-three percent (33%) of respondents had contact with Stokes County 911 service last year, 28% had contact with EMS, and 10% with the fire department. These respondents were then asked to rate their satisfaction with aspects related to service when in contact with these departments. Respondents were most satisfied (rating "satisfied" or "very satisfied") with the overall quality of EMS (88%), professionalism of EMS staff (87%), and overall EMS response time (83%).

2024 Stokes County Community Survey

Executive Summary



How Stokes County Compares to Other Communities Nationally

Satisfaction ratings for Stokes County **rated at or above the national average in 17 of the 23 areas** that were assessed. The County rated significantly higher than the U.S. average (difference of 5% or more) in 12 of these areas. The tables below and on the following page shows how the Stokes County compares to the U.S. average:

Service	Stokes County	U.S.	Difference	Category
As a place to live	90%	49%	42%	Overall Ratings of County
As a place to retire	84%	52%	32%	Overall Ratings of County
As a place to raise children	85%	61%	23%	Overall Ratings of County
Customer service provided by local governments in your area	58%	39%	19%	Major Categories of Services
Overall quality of police services	71%	53%	18%	Emergency and Public Safety
As a place to visit	72%	58%	14%	Overall Ratings of County
How quickly ambulance/emergency medical services personnel respond to emergencies	83%	69%	14%	Emergency and Public Safety
Parks and recreation programs and facilities	63%	49%	14%	Major Categories of Services
Efforts to ensure your community is prepared for emergencies/disasters	55%	43%	12%	Emergency and Public Safety
Library services	75%	64%	11%	Major Categories of Services
How quickly fire services personnel respond to emergencies	82%	72%	11%	Emergency and Public Safety
Solid waste	61%	55%	6%	Major Categories of Services
Overall quality of emergency medical/ambulance services	74%	71%	4%	Emergency and Public Safety
How quickly police respond to emergencies	58%	56%	2%	Emergency and Public Safety
Overall quality of fire services	78%	76%	2%	Emergency and Public Safety
Effectiveness of communication by local governments in your area	38%	37%	1%	Major Categories of Services
Overall value that you receive for your county taxes and fees	33%	34%	0%	Communication and Overall Value

2024 Stokes County Community Survey

Executive Summary



Service	Stokes County	U.S.	Difference	Category
Quality of public education in your community	35%	48%	-12%	Major Categories of Services
Animal control services	34%	49%	-15%	Major Categories of Services
The level of public involvement in local decision making	18%	34%	-16%	Communication and Overall Value
As a place to work	38%	57%	-19%	Overall Ratings of County
Efforts by local government to keep you informed about local issues	21%	43%	-23%	Communication and Overall Value
Availability of information about local governmental services and activities	22%	46%	-25%	Communication and Overall Value

2024 Stokes County Community Survey

Executive Summary



How the Stokes County Compares to Communities in the Atlantic Region

Satisfaction ratings for Stokes County **rated at or above the average for the Atlantic Region in 11 of the 23 areas** that were assessed. The County rated significantly higher than this average (difference of 5% or more) in nine of these areas. The tables below and on the following page shows how Stokes County compares to the Atlantic Region average:

Service	Stokes County	Atlantic Region	Difference	Category
As a place to live	90%	58%	32%	Overall Ratings of County
As a place to retire	84%	55%	29%	Overall Ratings of County
Customer service provided by local governments in your area	58%	36%	22%	Major Categories of Services
As a place to raise children	85%	67%	17%	Overall Ratings of County
Parks and recreation programs and facilities	63%	49%	14%	Major Categories of Services
Efforts to ensure your community is prepared for emergencies/disasters	55%	42%	12%	Emergency and Public Safety
Overall quality of police services	71%	60%	11%	Emergency and Public Safety
As a place to visit	72%	61%	11%	Overall Ratings of County
Library services	75%	70%	5%	Major Categories of Services
How quickly ambulance/emergency medical services personnel respond to emergencies	83%	78%	4%	Emergency and Public Safety
How quickly fire services personnel respond to emergencies	82%	79%	3%	Emergency and Public Safety
Solid waste	61%	64%	-3%	Major Categories of Services
Overall quality of emergency medical/ambulance services	74%	78%	-3%	Emergency and Public Safety
Overall value that you receive for your county taxes and fees	33%	40%	-7%	Communication and Overall Value
Overall quality of fire services	78%	85%	-7%	Emergency and Public Safety
Effectiveness of communication by local governments in your area	38%	48%	-11%	Major Categories of Services
How quickly police respond to emergencies	58%	70%	-11%	Emergency and Public Safety
Quality of public education in your community	35%	52%	-17%	Major Categories of Services
The level of public involvement in local decision making	18%	38%	-19%	Communication and Overall Value

2024 Stokes County Community Survey

Executive Summary



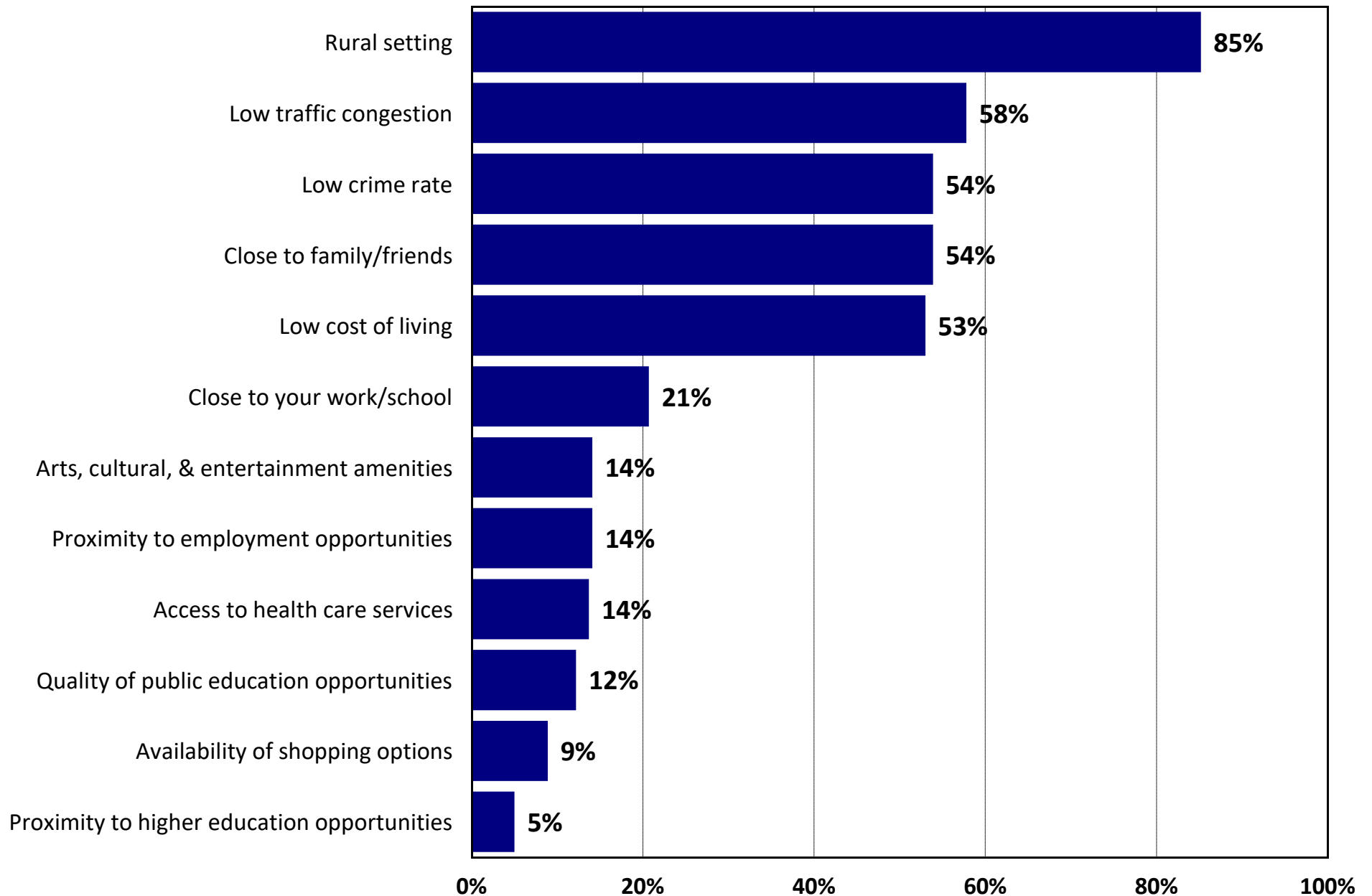
Service	Stokes County	Atlantic Region	Difference	Category
Animal control services	34%	58%	-24%	Major Categories of Services
As a place to work	38%	63%	-25%	Overall Ratings of County
Availability of information about local governmental services and activities	22%	50%	-29%	Communication and Overall Value
Efforts by local government to keep you informed about local issues	21%	51%	-30%	Communication and Overall Value



Charts and Graphs

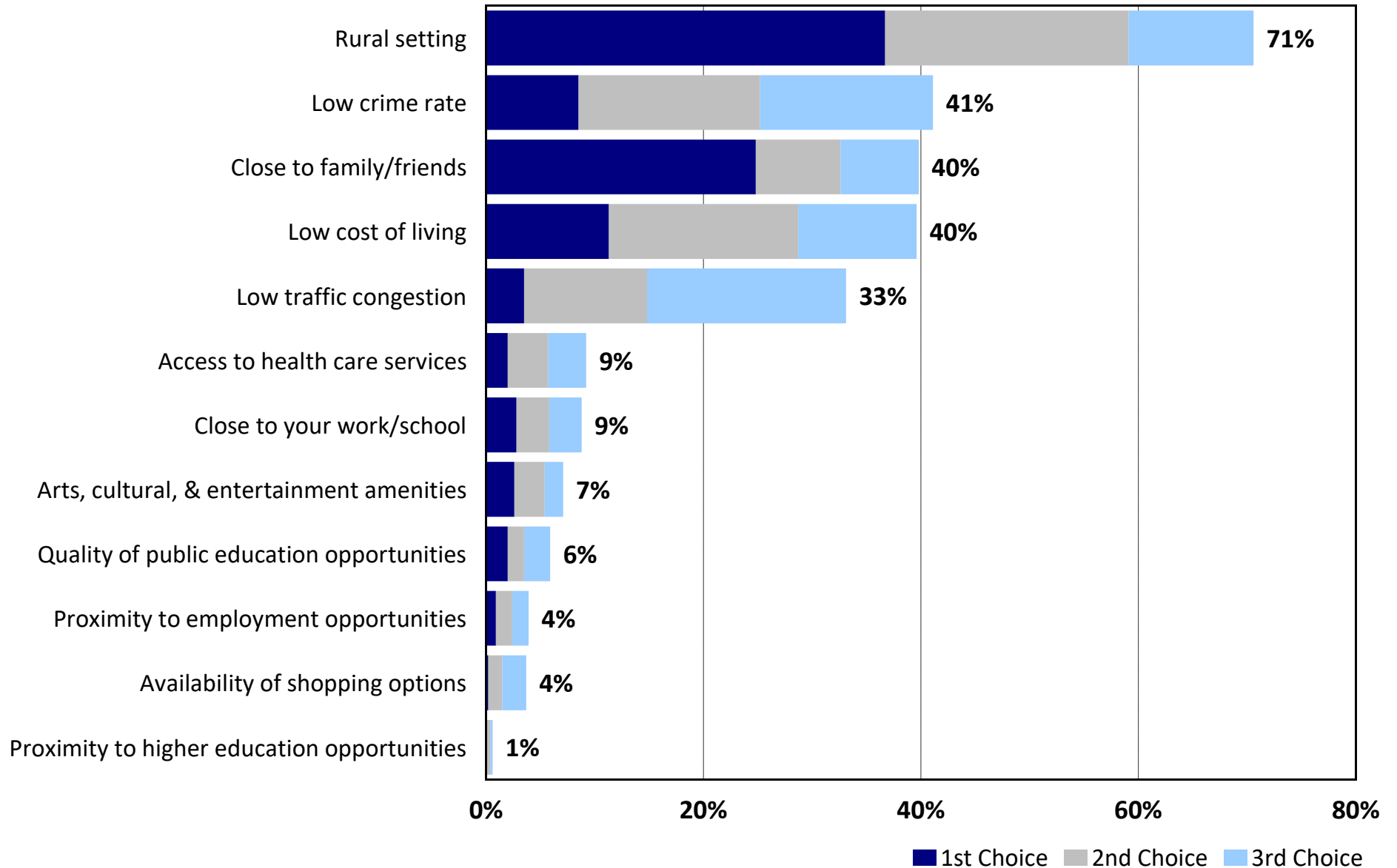
Q1. Please CHECK ALL of the reasons why you choose to live in Stokes County.

by percentage of respondents (multiple selections could be made)



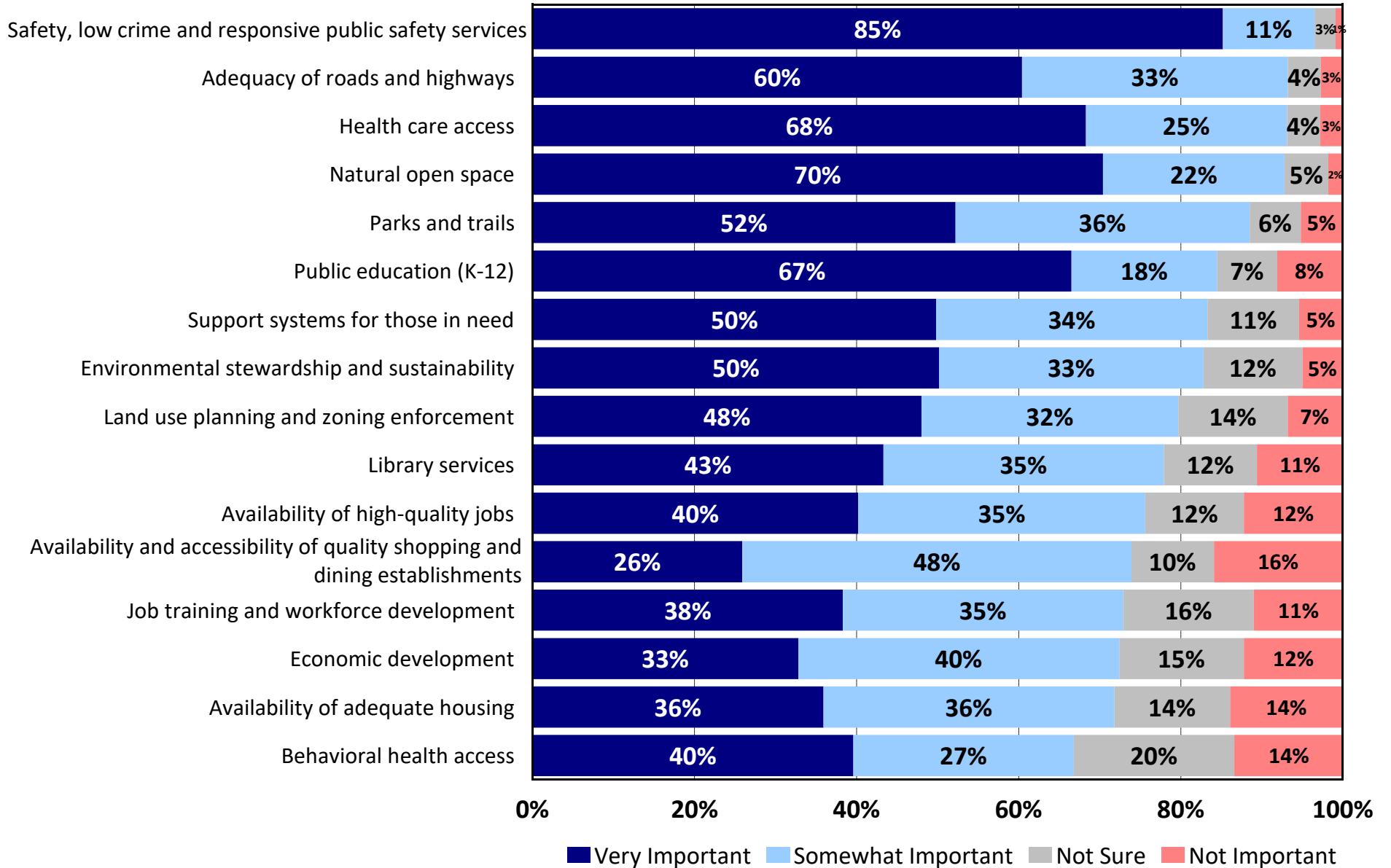
Q2. Which THREE of the items listed in Question 1 will have the BIGGEST IMPACT on your decision to stay in Stokes County over the next five years?

by percentage of respondents who selected the item as one of their top three choices



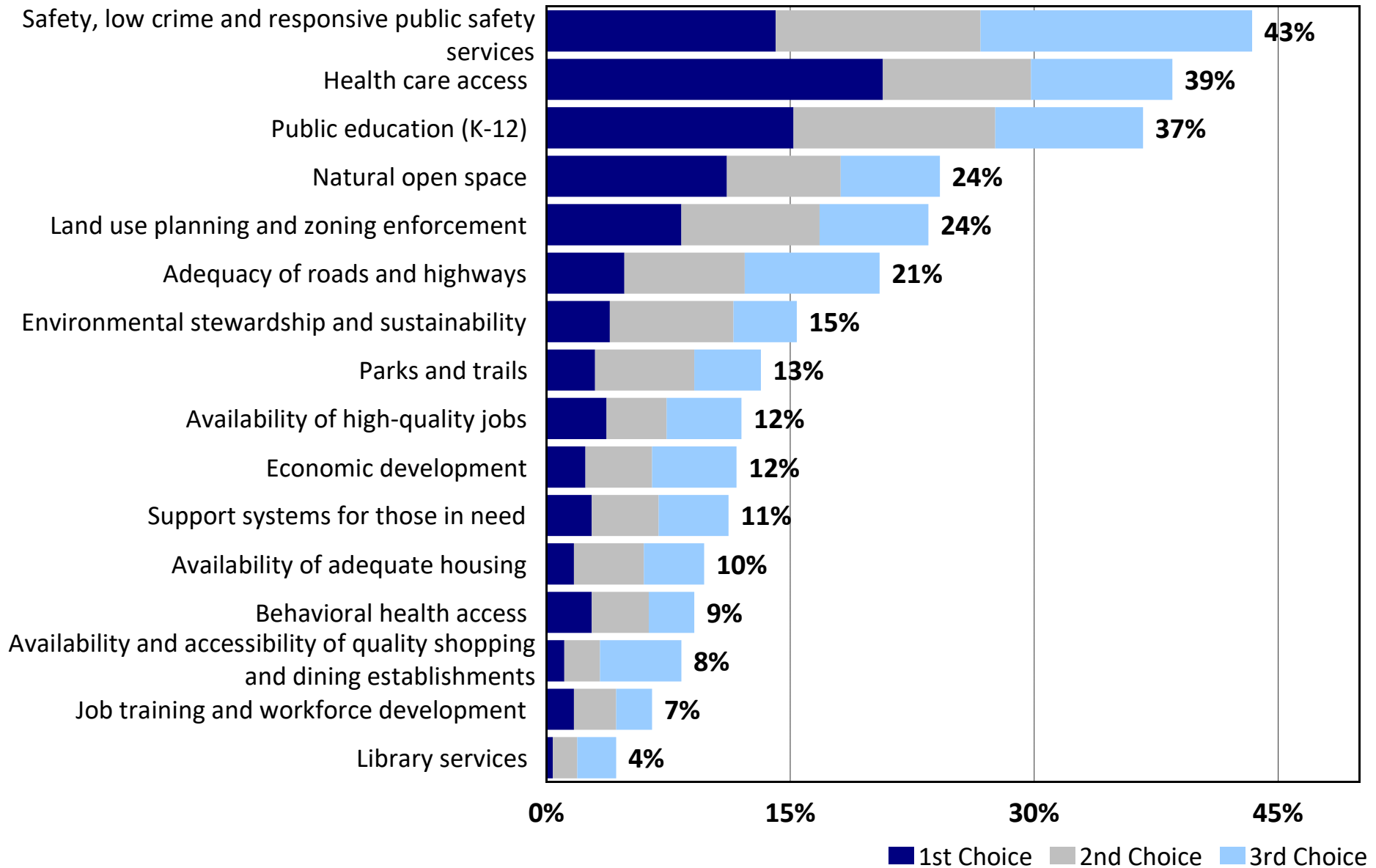
Q3. Visioning. Please indicate how important you believe each of the following factors are to overall quality of life in Stokes County

by percentage of respondents (excluding “don't know”)



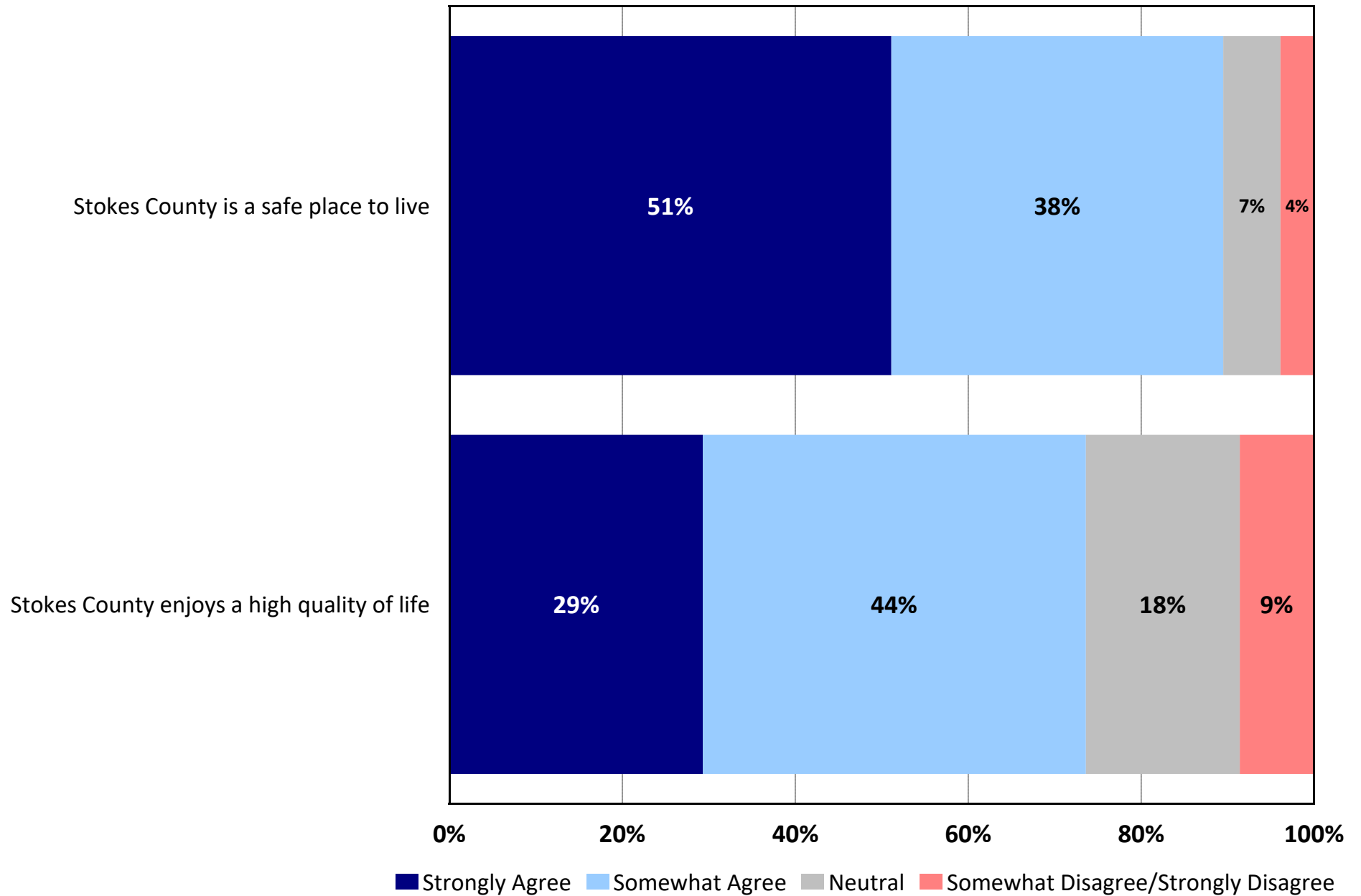
Q4. Which THREE of the issues listed in Question 3 do you think will be the most important for the County to address over the next 5 years?

by percentage of respondents who selected the item as one of their top three choices



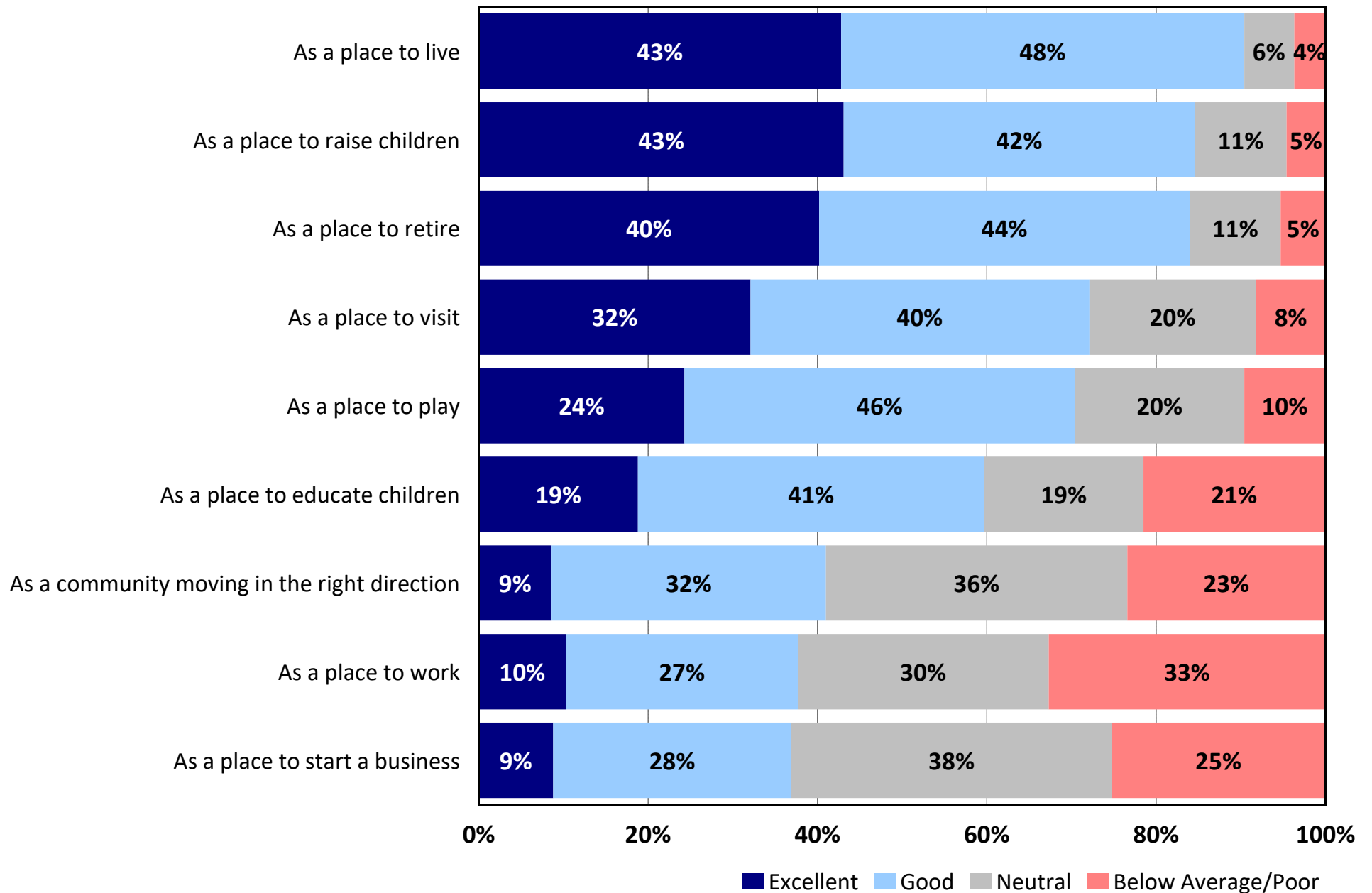
Q5. Quality of Life. Please indicate your agreement with the following statements

by percentage of respondents (excluding "don't know")



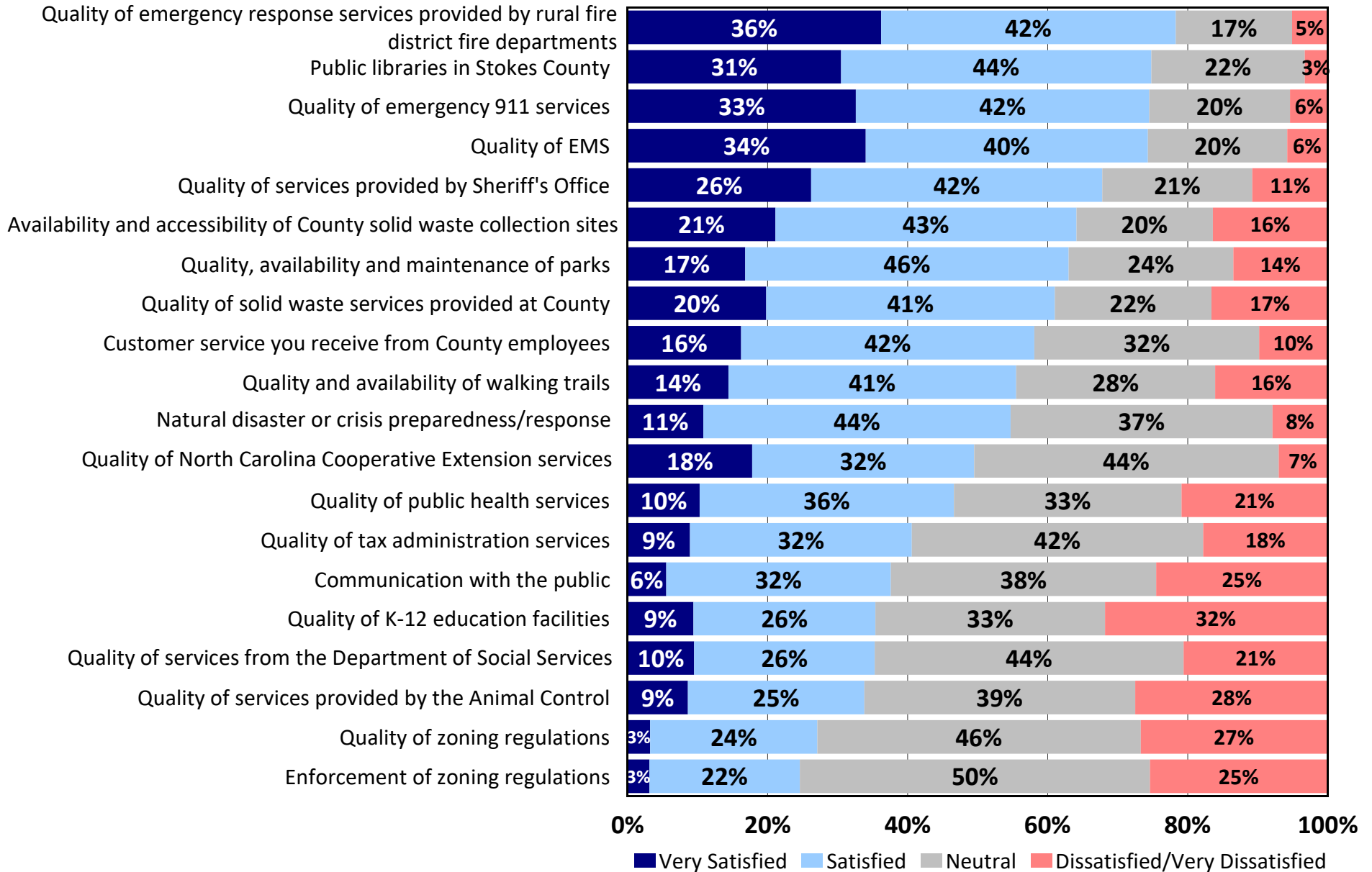
Q6. Overall Ratings of Stokes County.

by percentage of respondents (excluding "don't know")



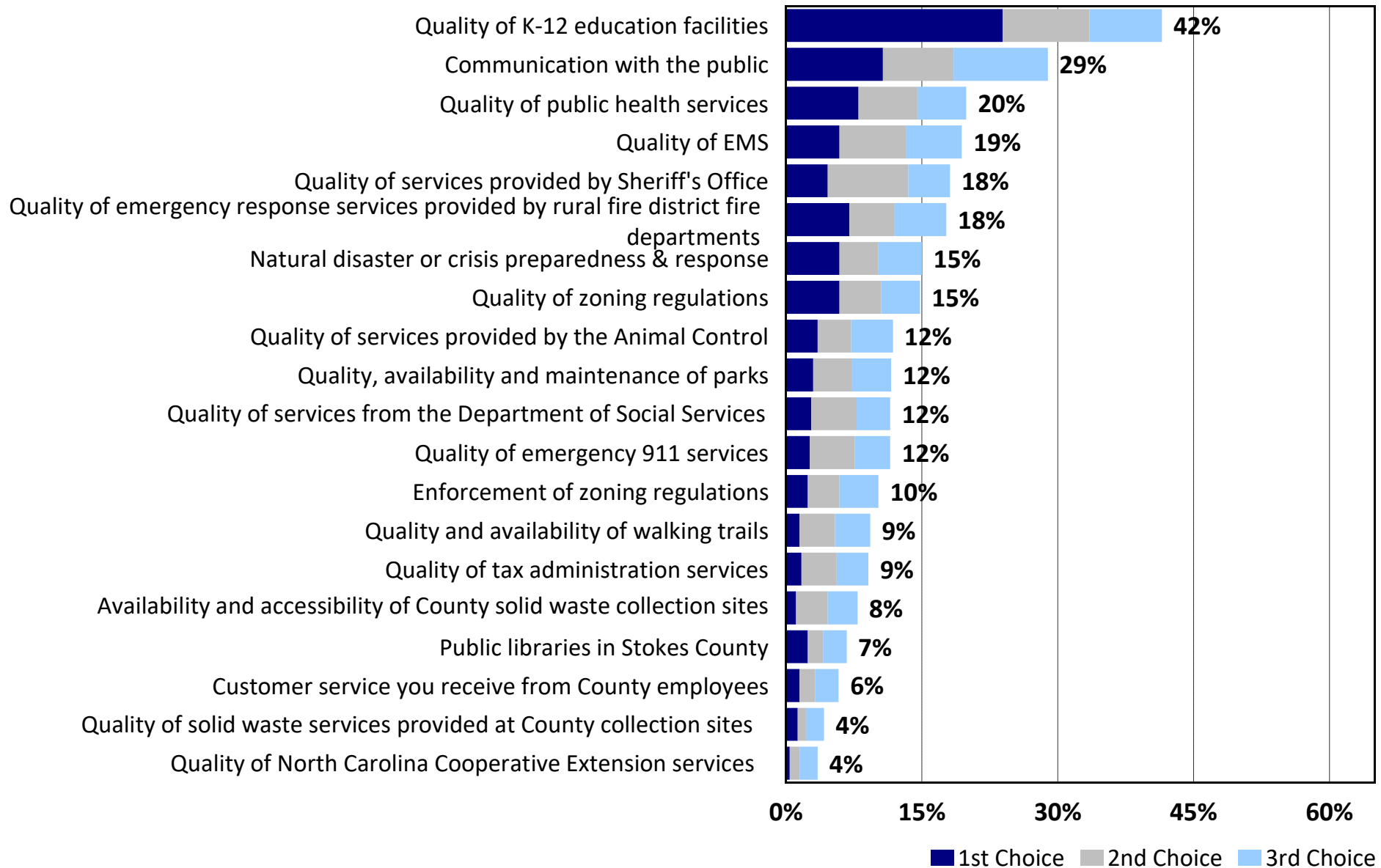
Q7. Major Categories of County Services. Please rate your satisfaction with each of the major categories of services provided by Stokes County

by percentage of respondents (excluding "don't know")



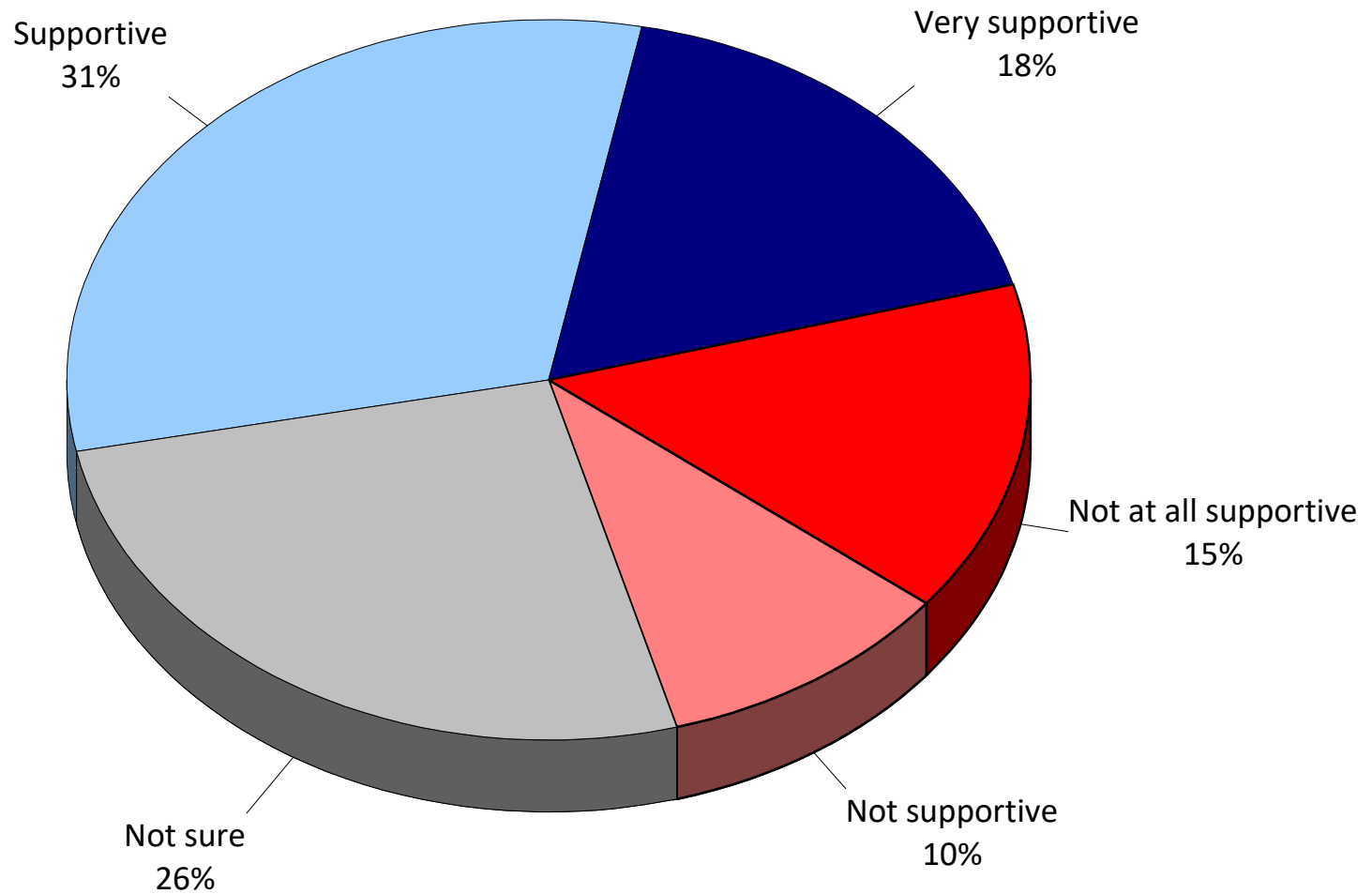
Q8. Which THREE of the major categories of services do you think should receive the MOST EMPHASIS from the County over the next FIVE years?

by percentage of respondents who selected the item as one of their top three choices



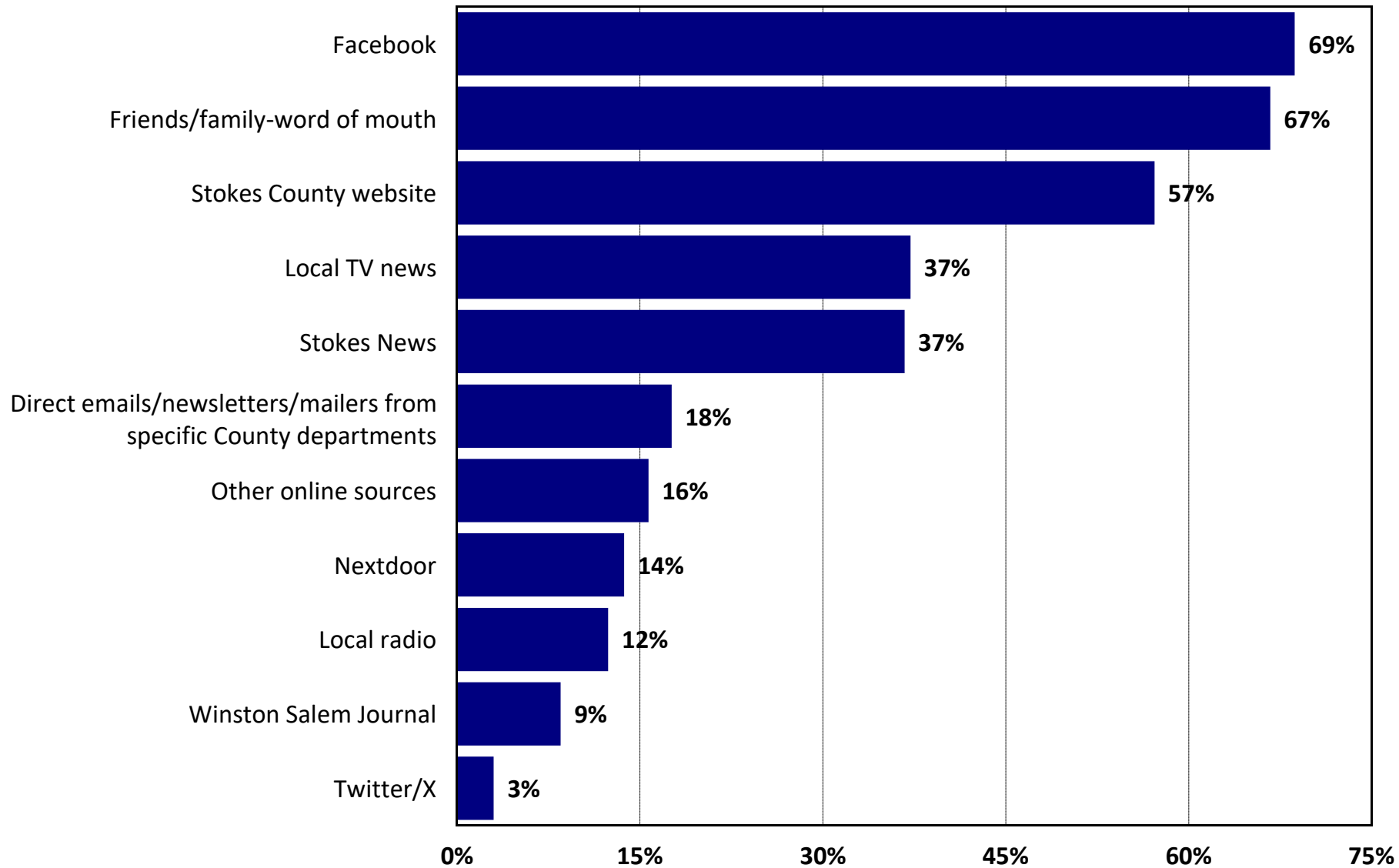
Q9. How supportive would you be of a tax increase if it were used to fund the major category of service(s) that you indicated should receive the most emphasis in Question 8?

by percentage of respondents



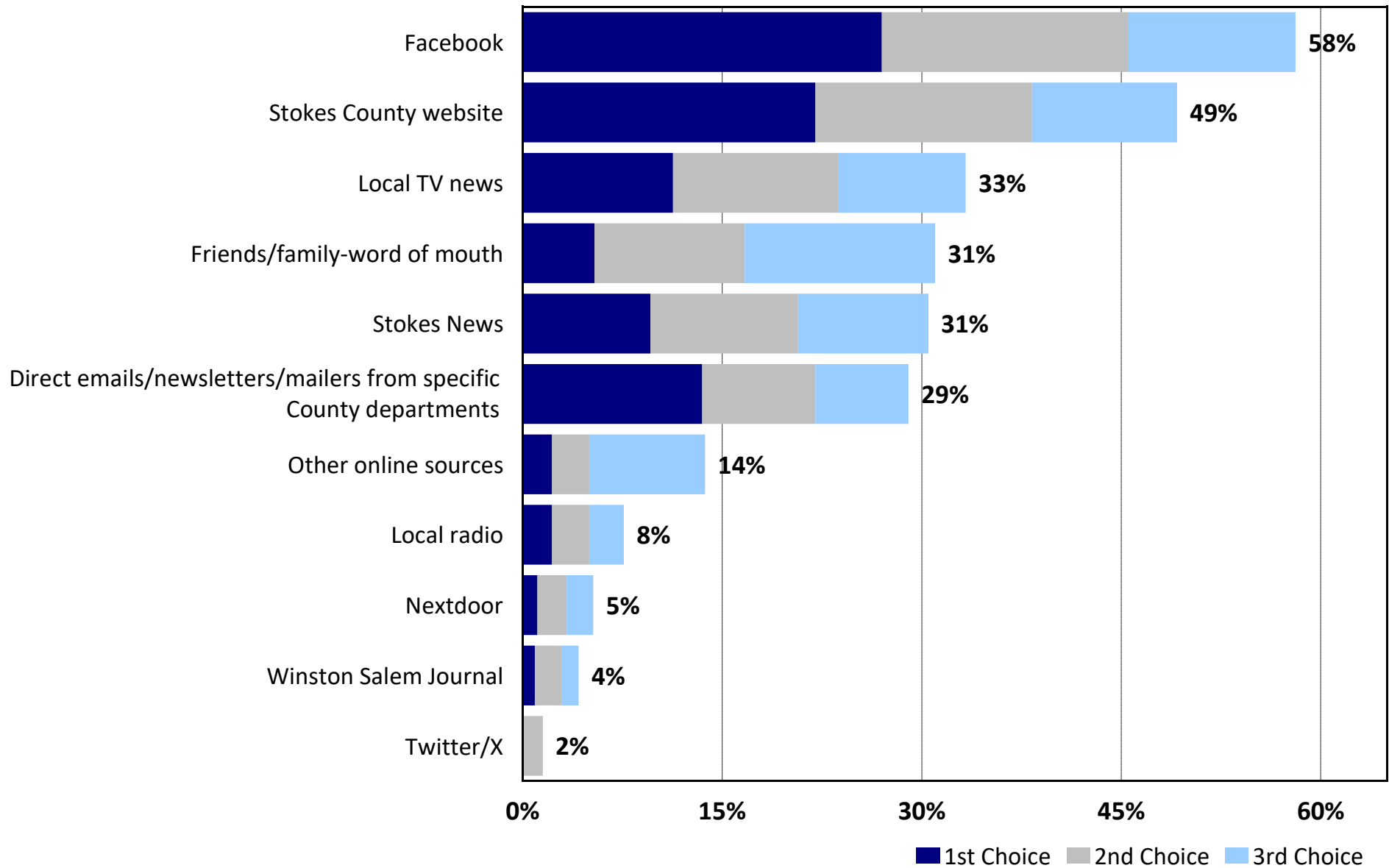
Q10. Communication. Please CHECK ALL of the sources that you and members of your household use to learn about Stokes County news, events, and to get other County information.

by percentage of respondents (multiple selections could be made)



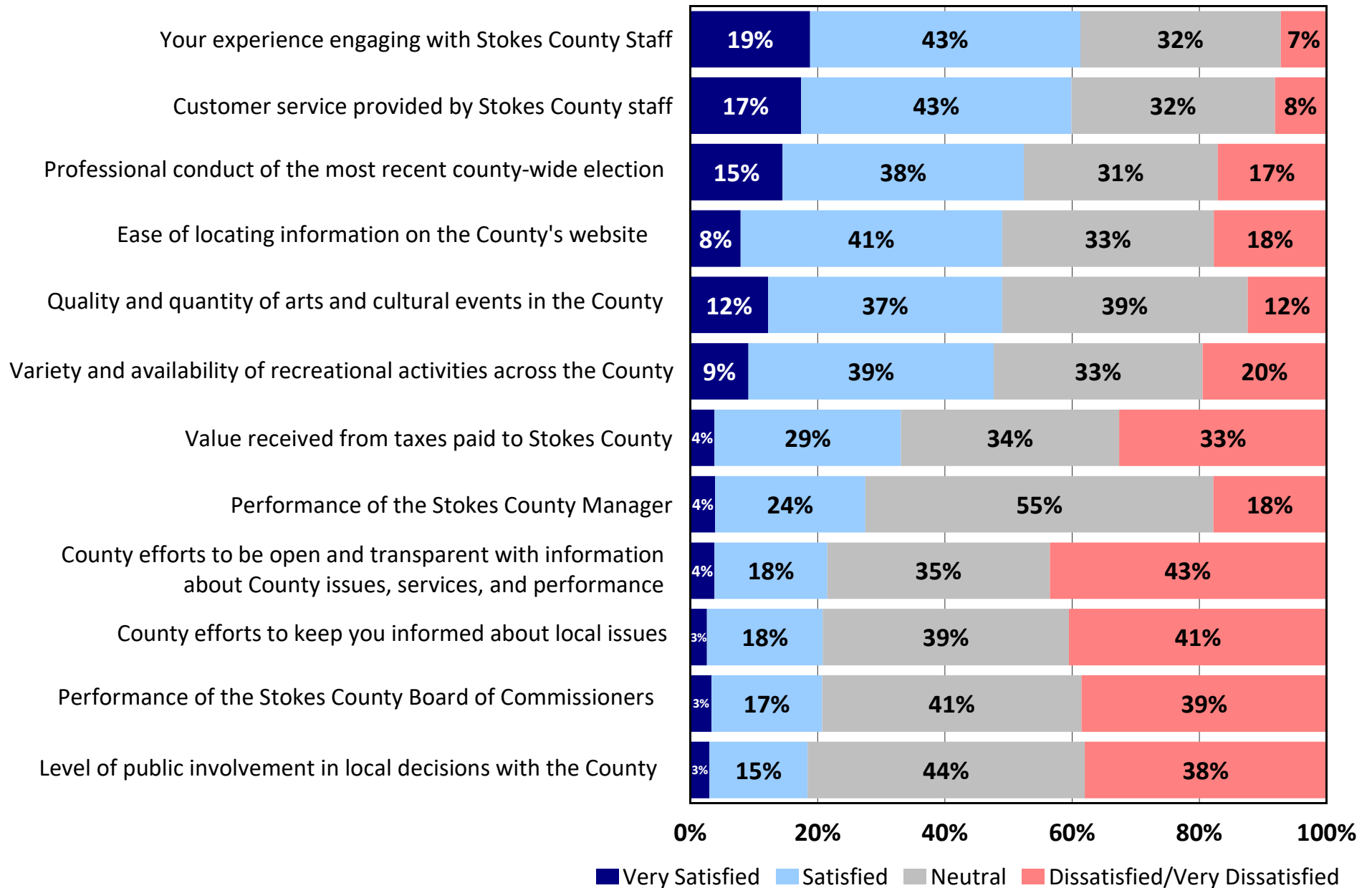
Q11. Which THREE information sources do you MOST PREFER to use to get information on County news, events, and other County information?

by percentage of respondents who selected the item as one of their top three choices



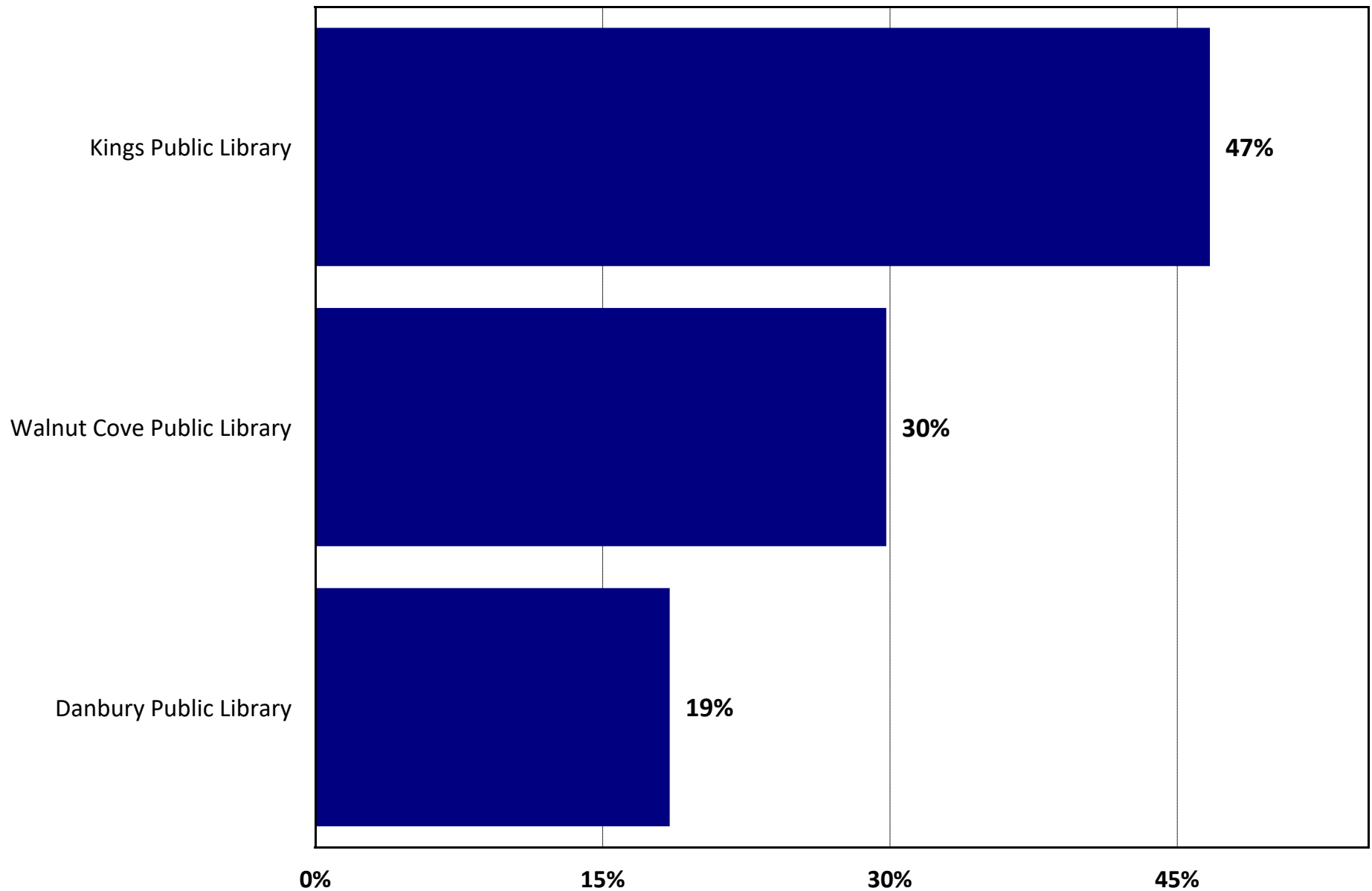
Q12. Satisfaction with Aspects of Life in Stokes County

by percentage of respondents (excluding “don't know”)



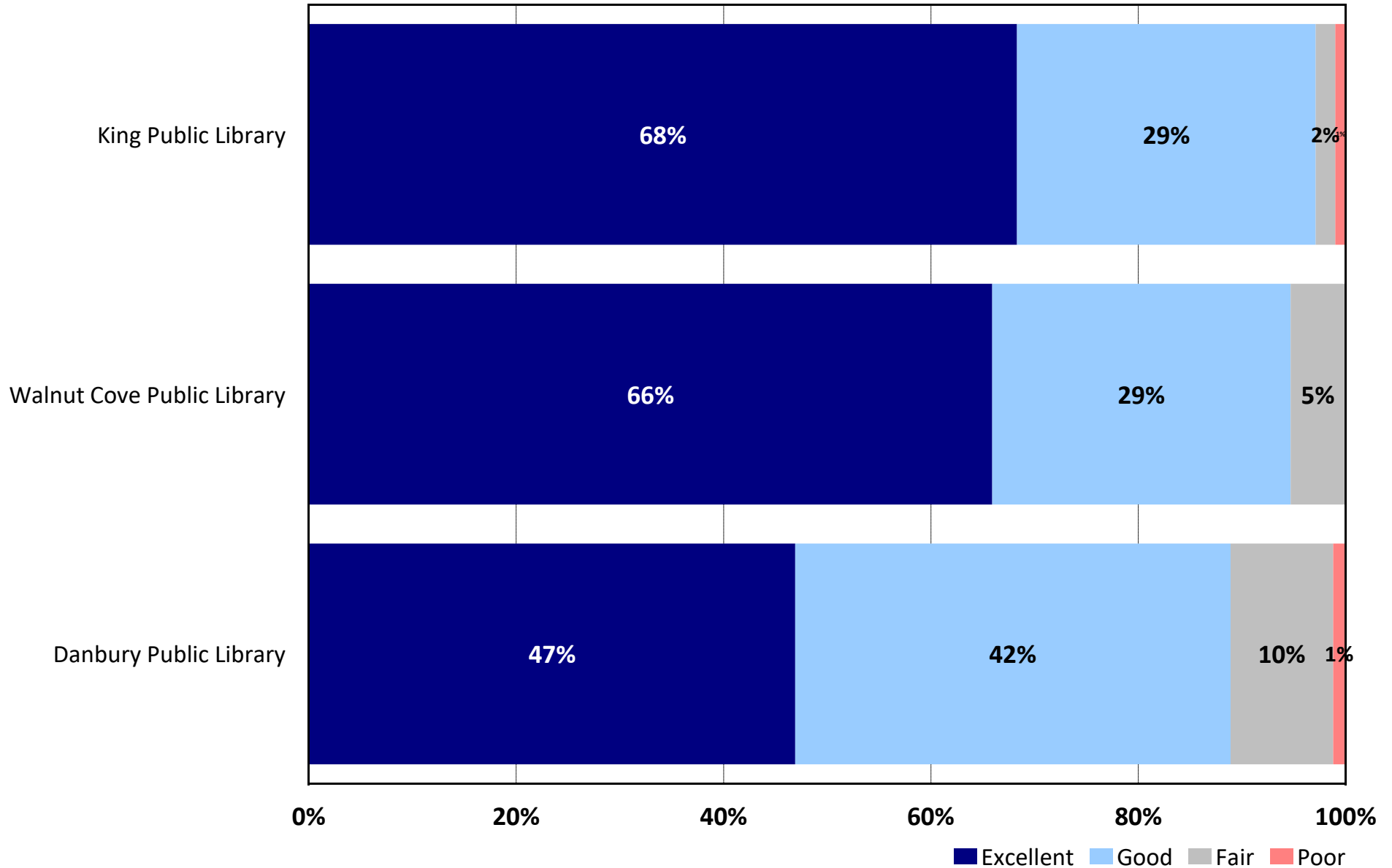
Q13. Library. Please indicate if you or other members of your household have visited each of the libraries during the past year.

by percentage of respondents who indicated they have used the library (multiple selections could be made)



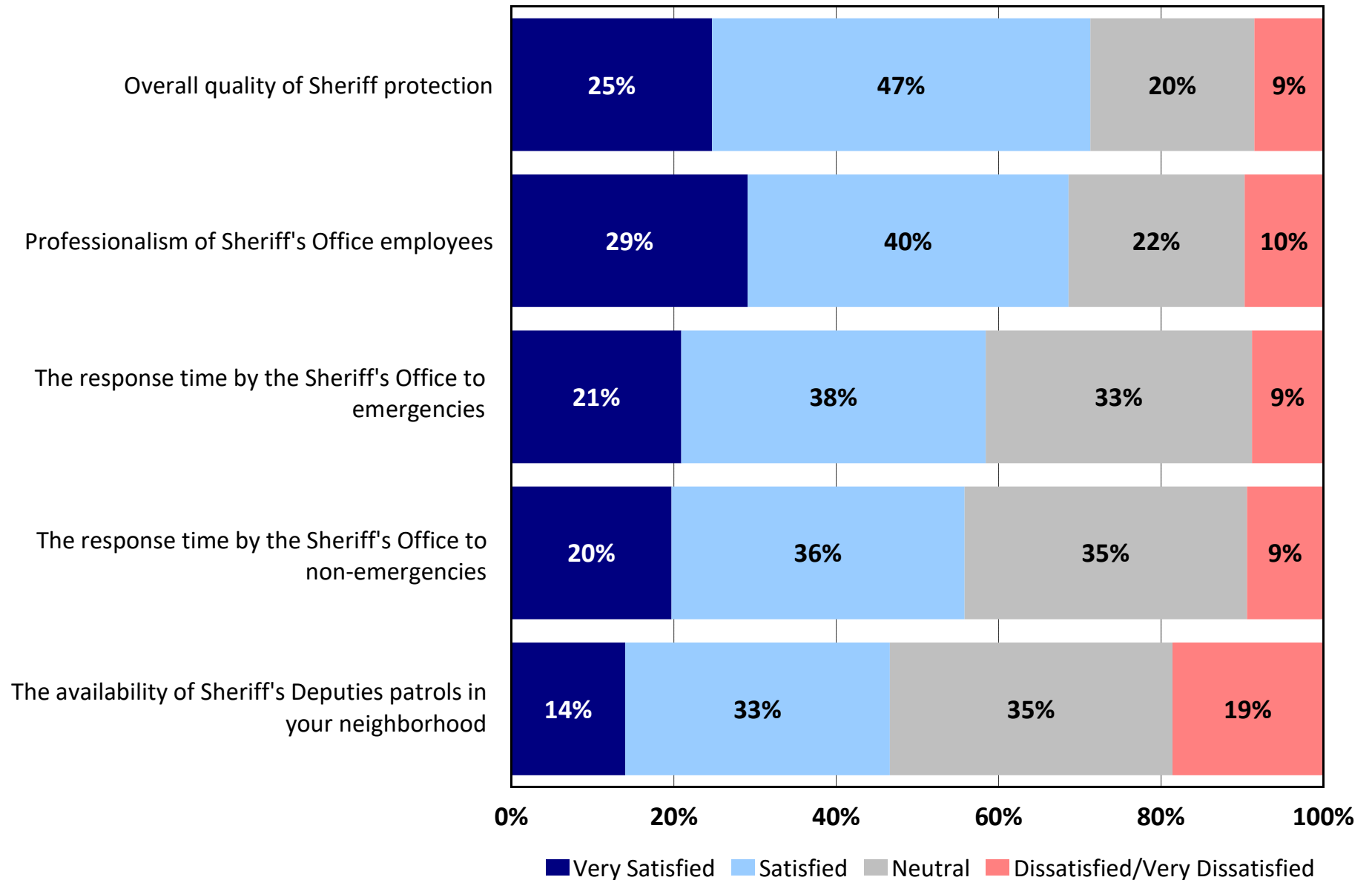
Q13. If "yes," please rate the condition and the quality of library services based on your most recent experience.

by percentage of respondents who answered "yes" to Q13 (excluding "not provided")



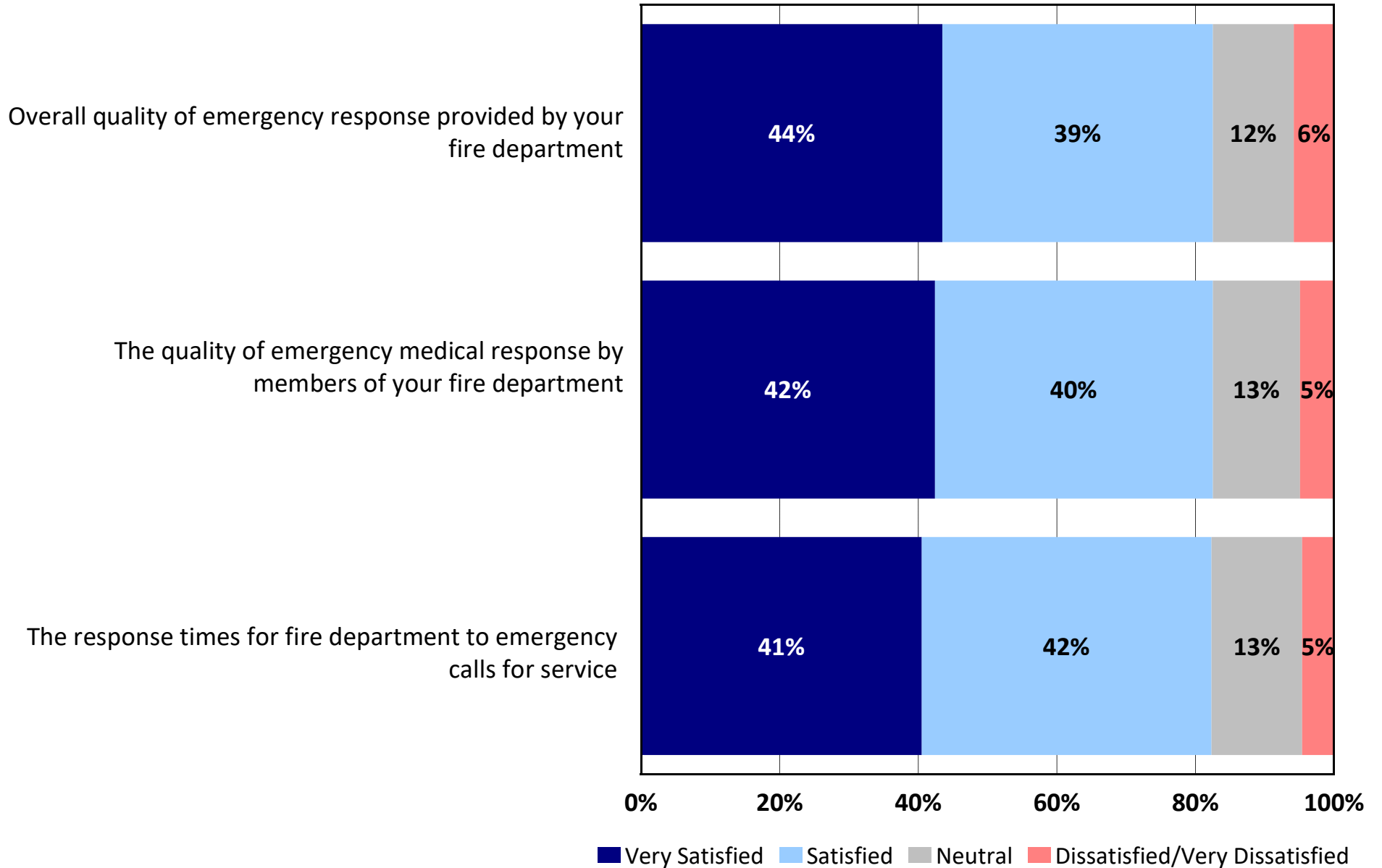
Q14. Stokes County Sheriff's Office. Please rate your satisfaction with each of the services provided by the Stokes County Sheriff's office.

by percentage of respondents (excluding "don't know")



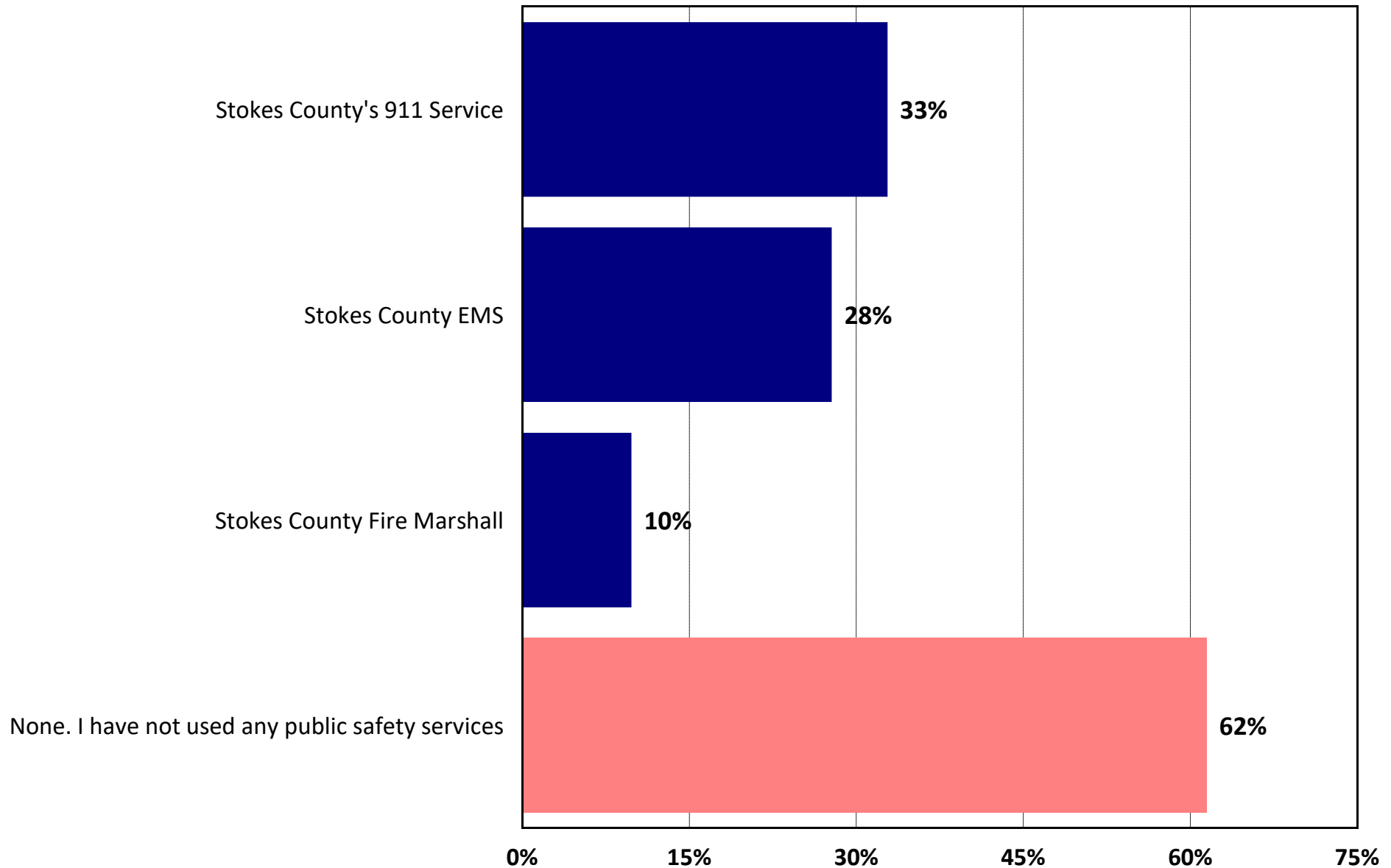
Q15. If you live outside the municipal limits of King and Walnut Cove, please rate your satisfaction with the following items.

by percentage of respondents (excluding "don't know")



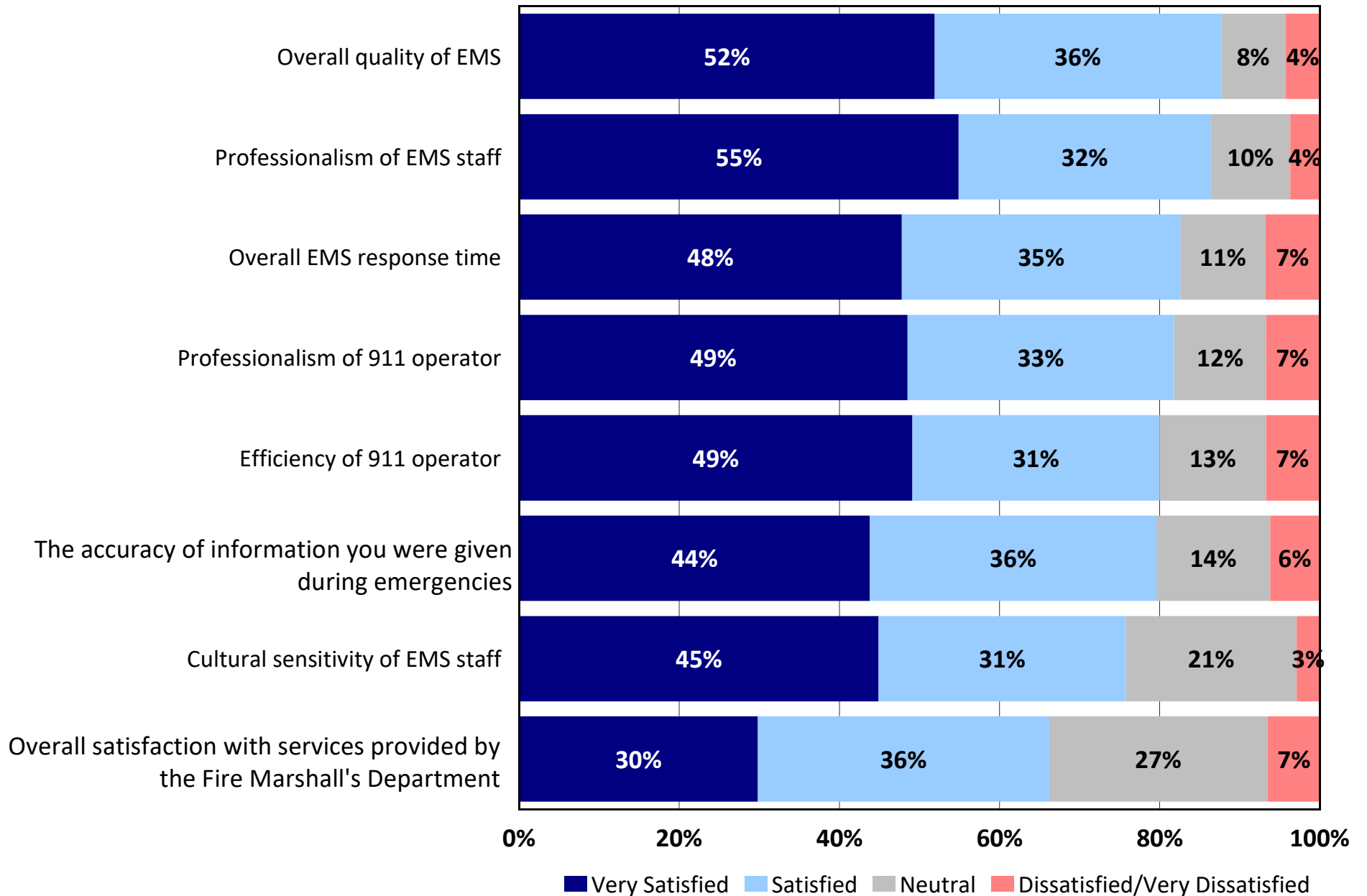
Q16. Please CHECK ALL of the Emergency Services offered by Stokes County that you or members of your household have had contact with during the last year.

by percentage of respondents (multiple selections could be made)



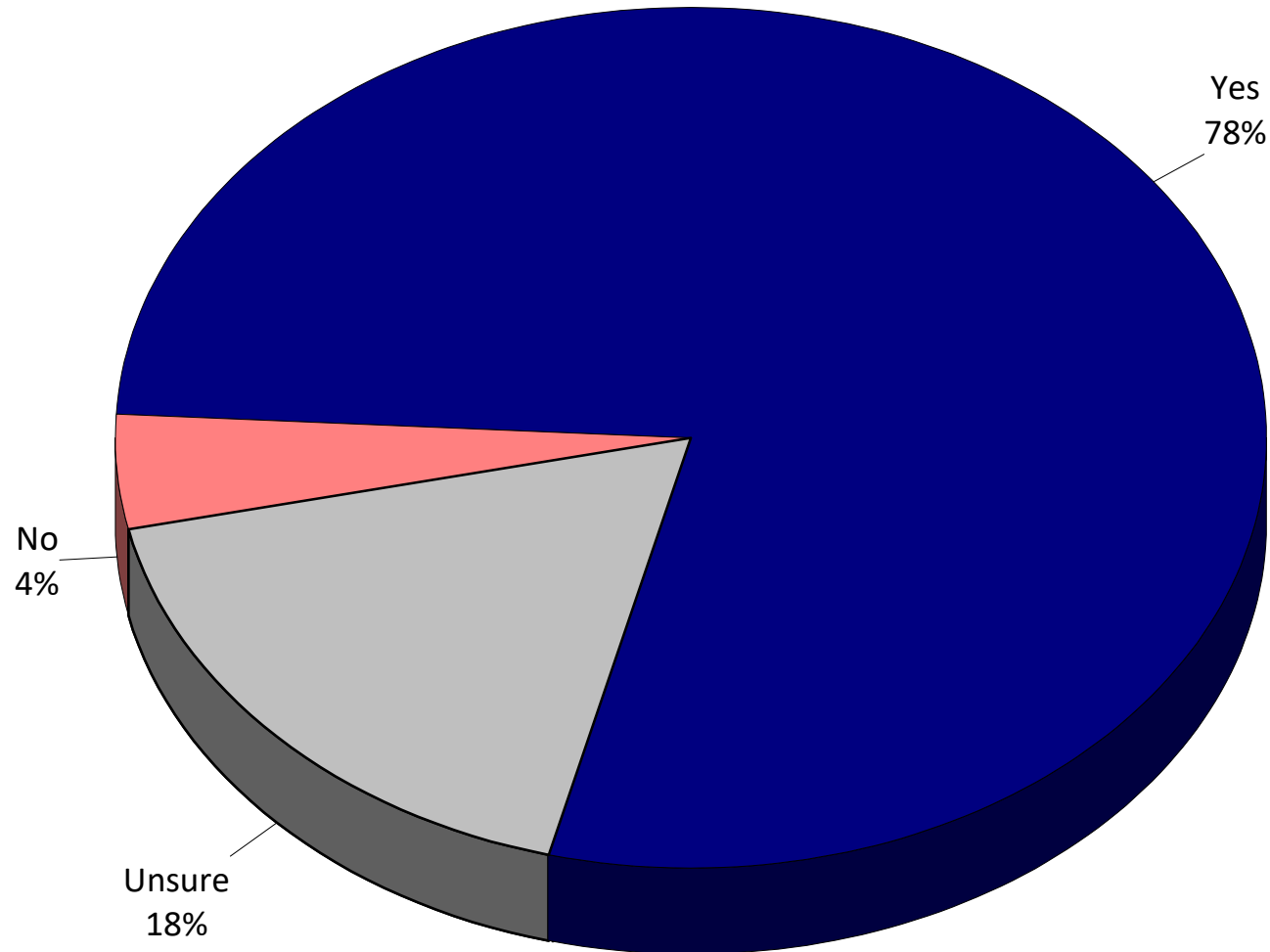
Q16a. Please rate your satisfaction with each service provided by Stokes County.

by percentage of respondents who indicate they have used the service in the last year (excluding “don't know”)



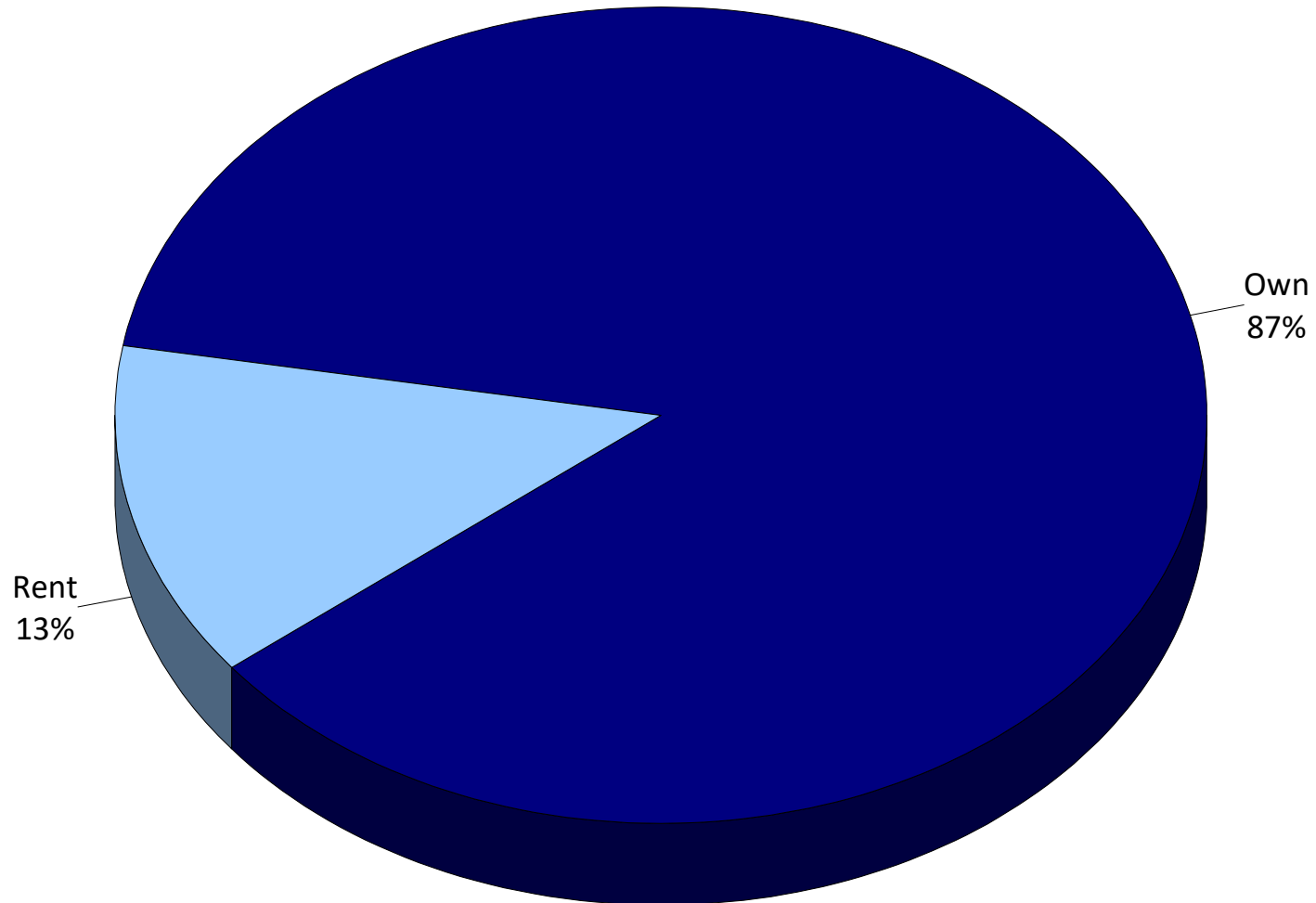
Q20. Do you think you will be living in Stokes County five years from now?

by percentage of respondents (excluding "not provided")



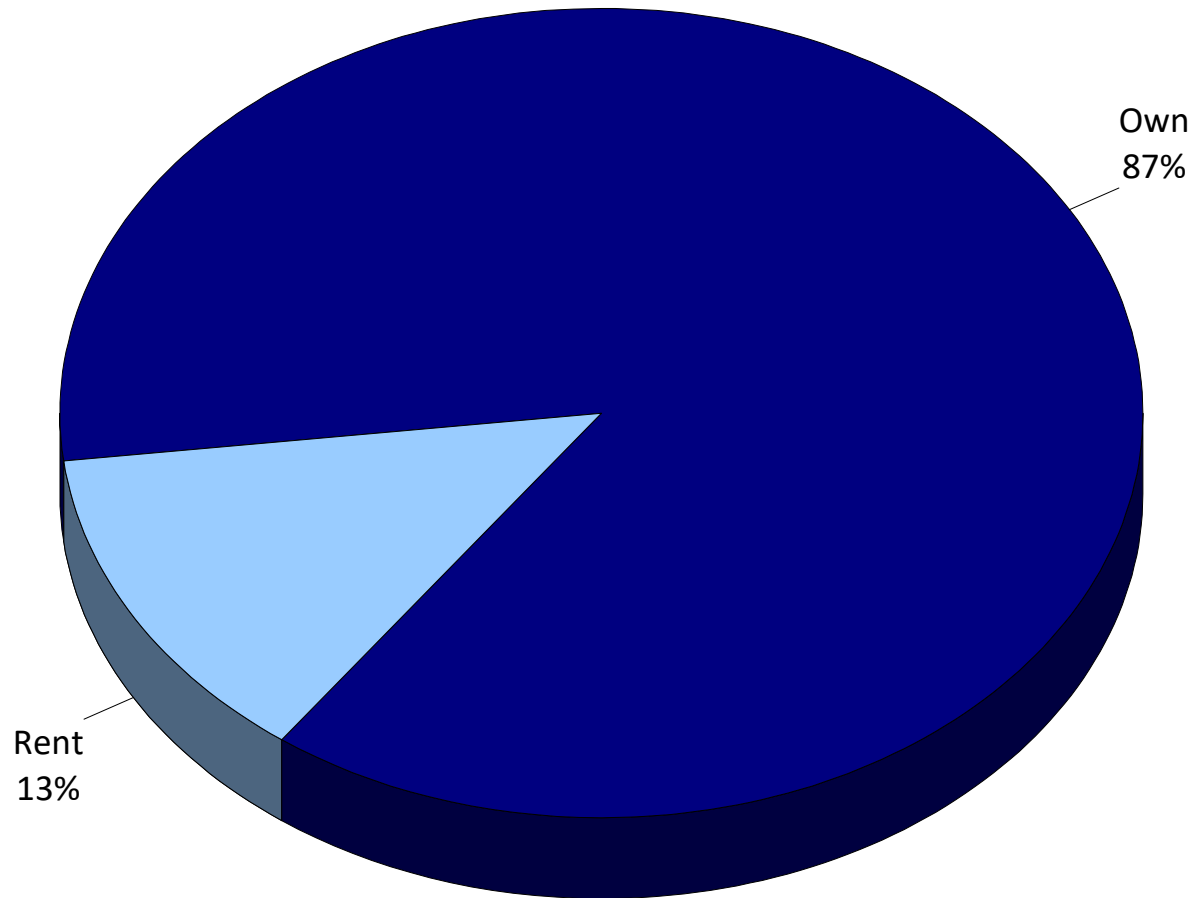
Q21. Do you own or rent your current residence?

by percentage of respondents (excluding "not provided")



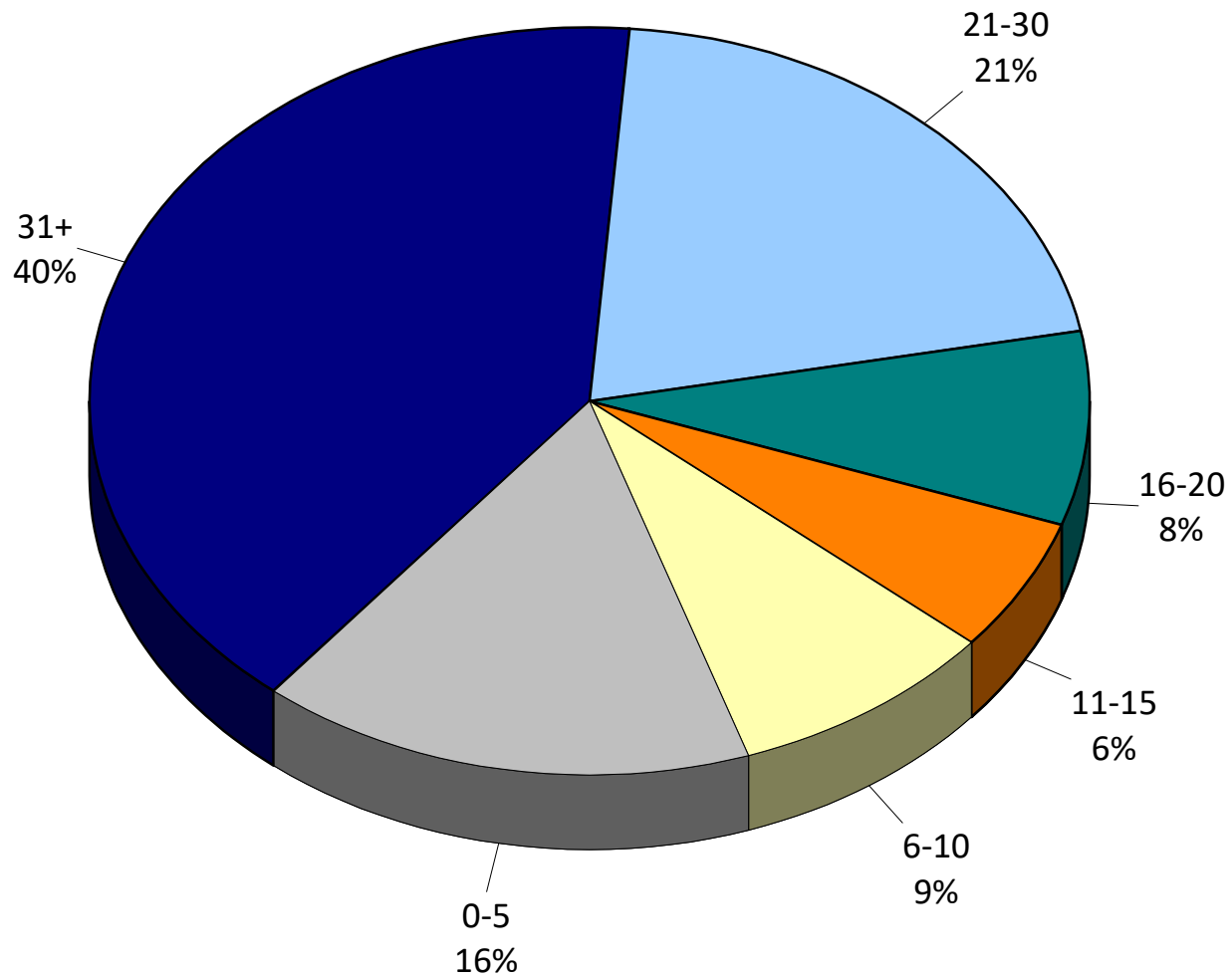
Q21. Do you own or rent your current residence?

by percentage of respondents (excluding "not provided")



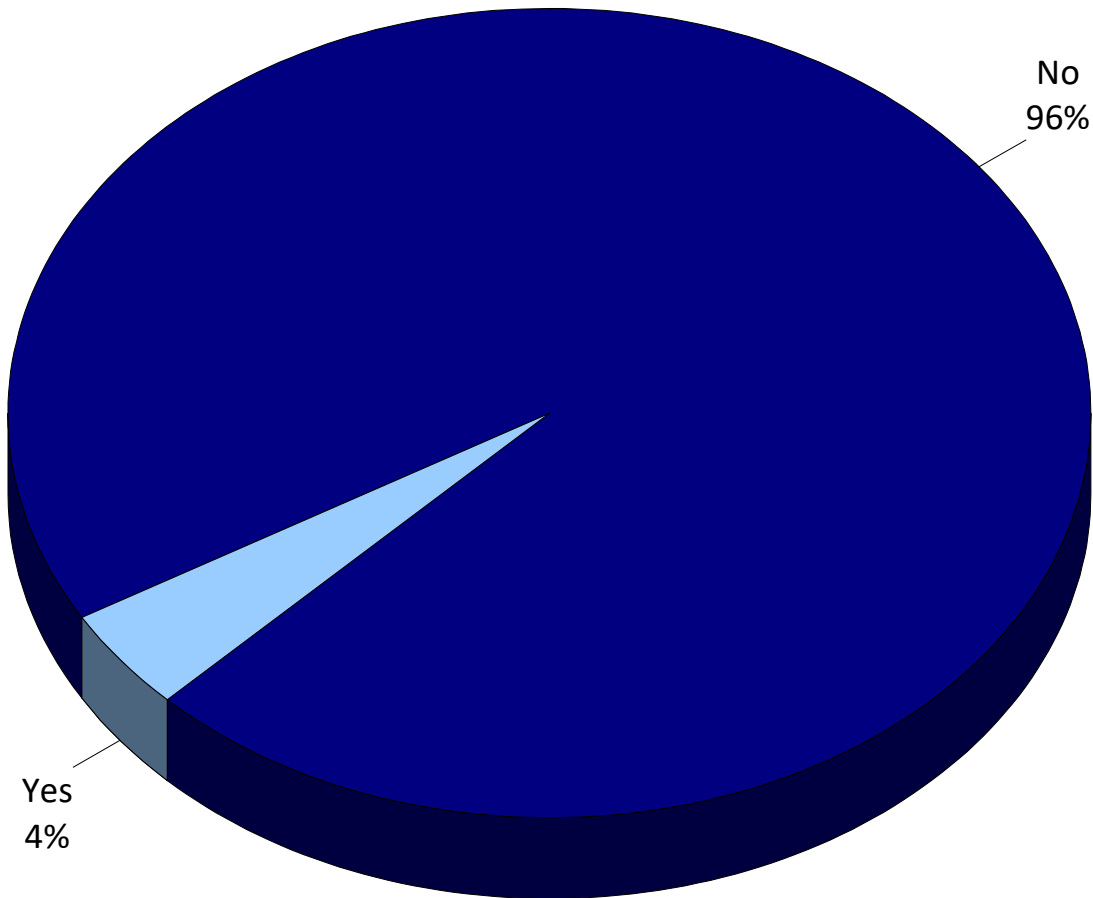
Q22. Approximately how many years have you lived in Stokes County?

by percentage of respondents (excluding "not provided")



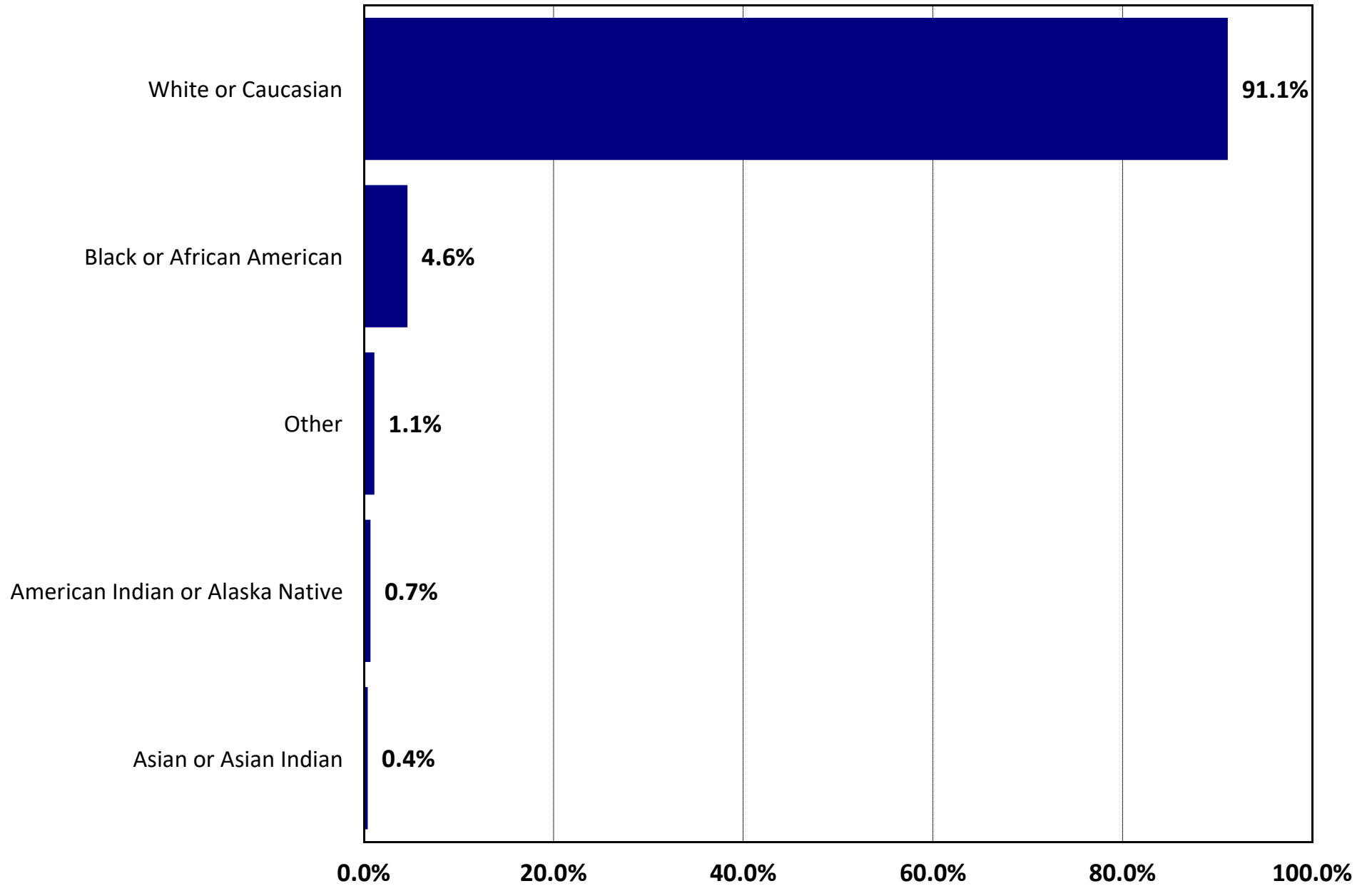
Q23. Are you of Hispanic, Latino, or other Spanish ancestry?

by percentage of respondents (excluding "not provided")



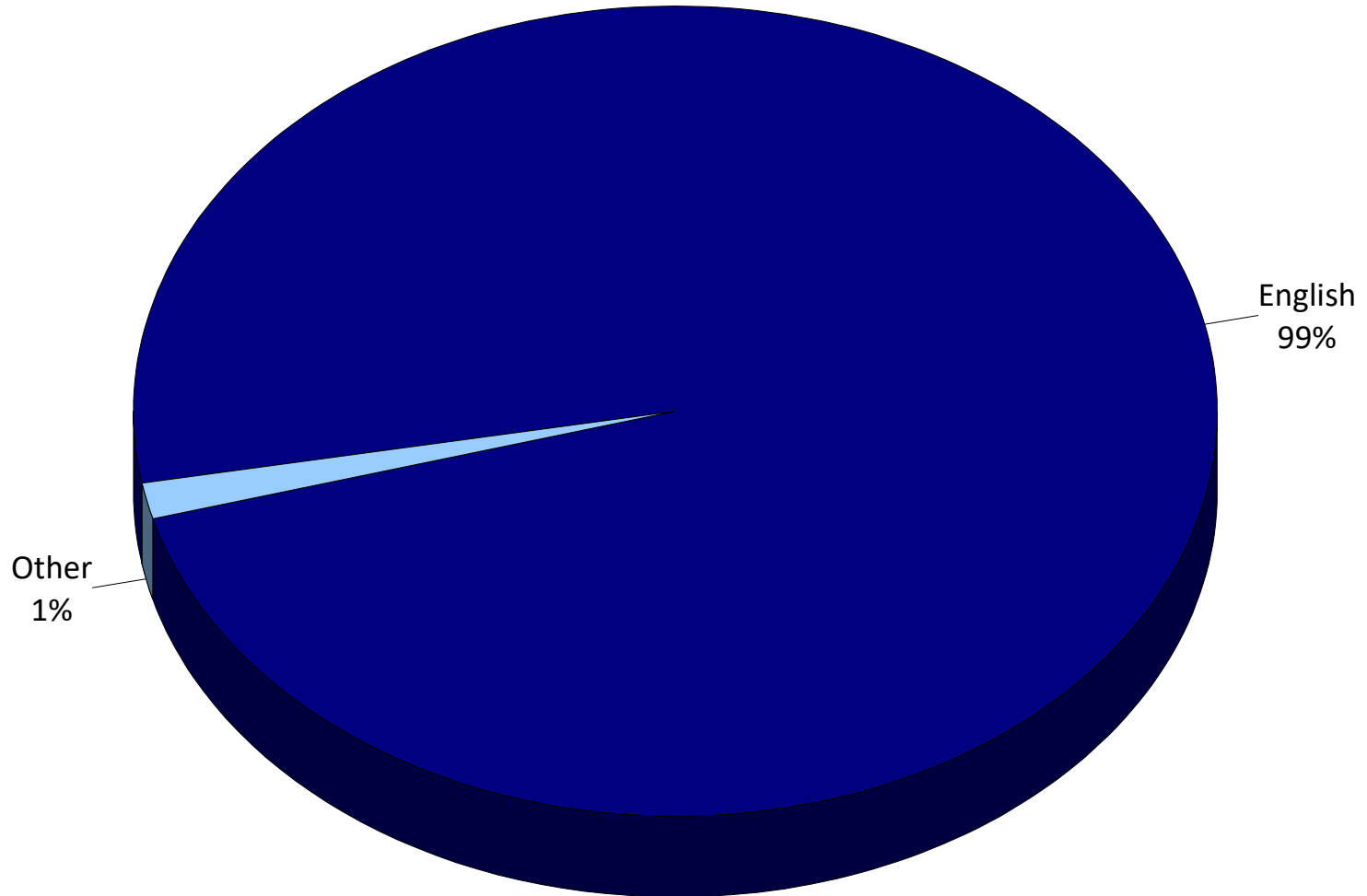
Q24. Which of the following best describes your race?

by percentage of respondents



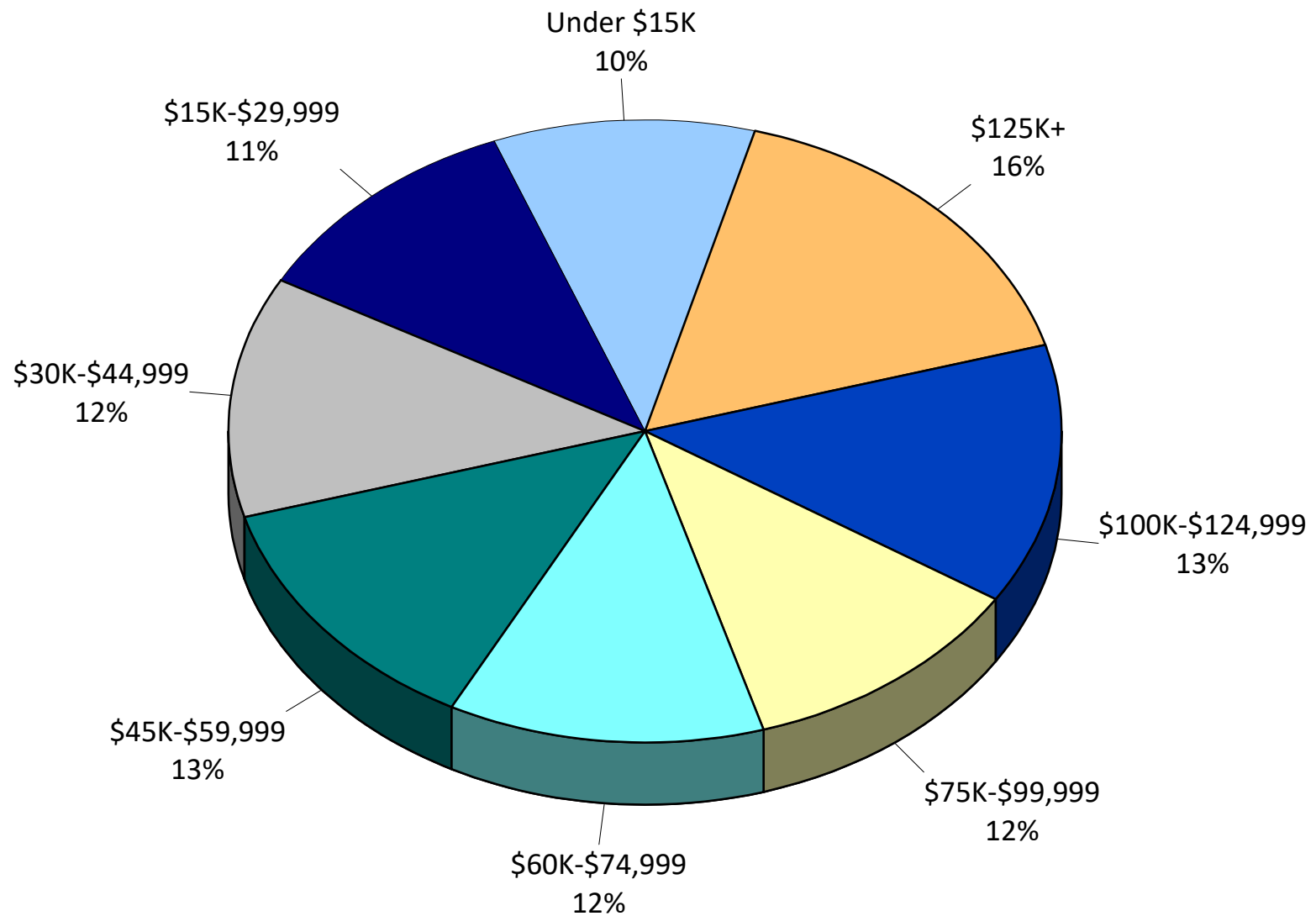
Q25. What is the primary language spoken in your home?

by percentage of respondents



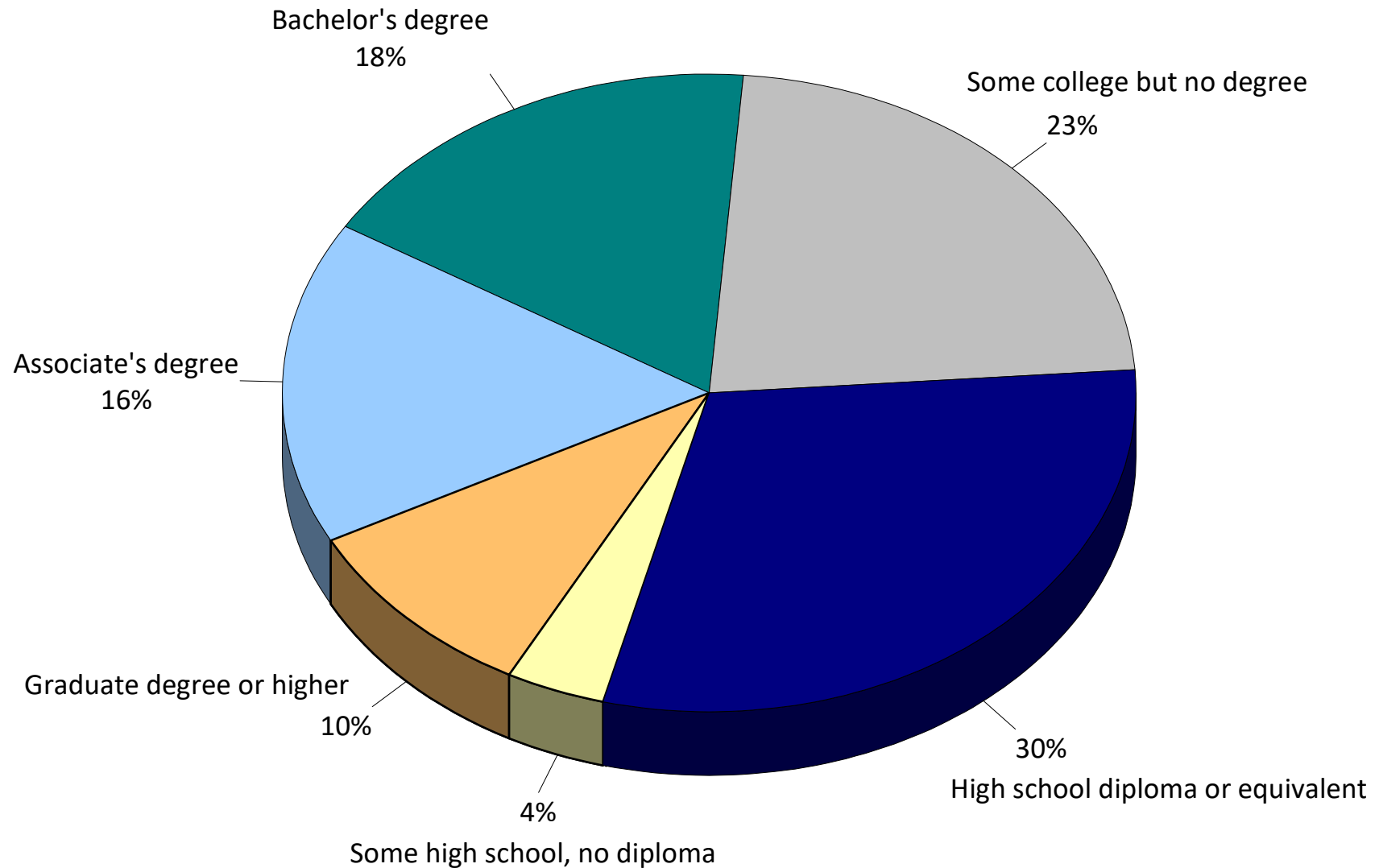
Q26. Would you say your total annual household income is...

by percentage of respondents (excluding "not provided")



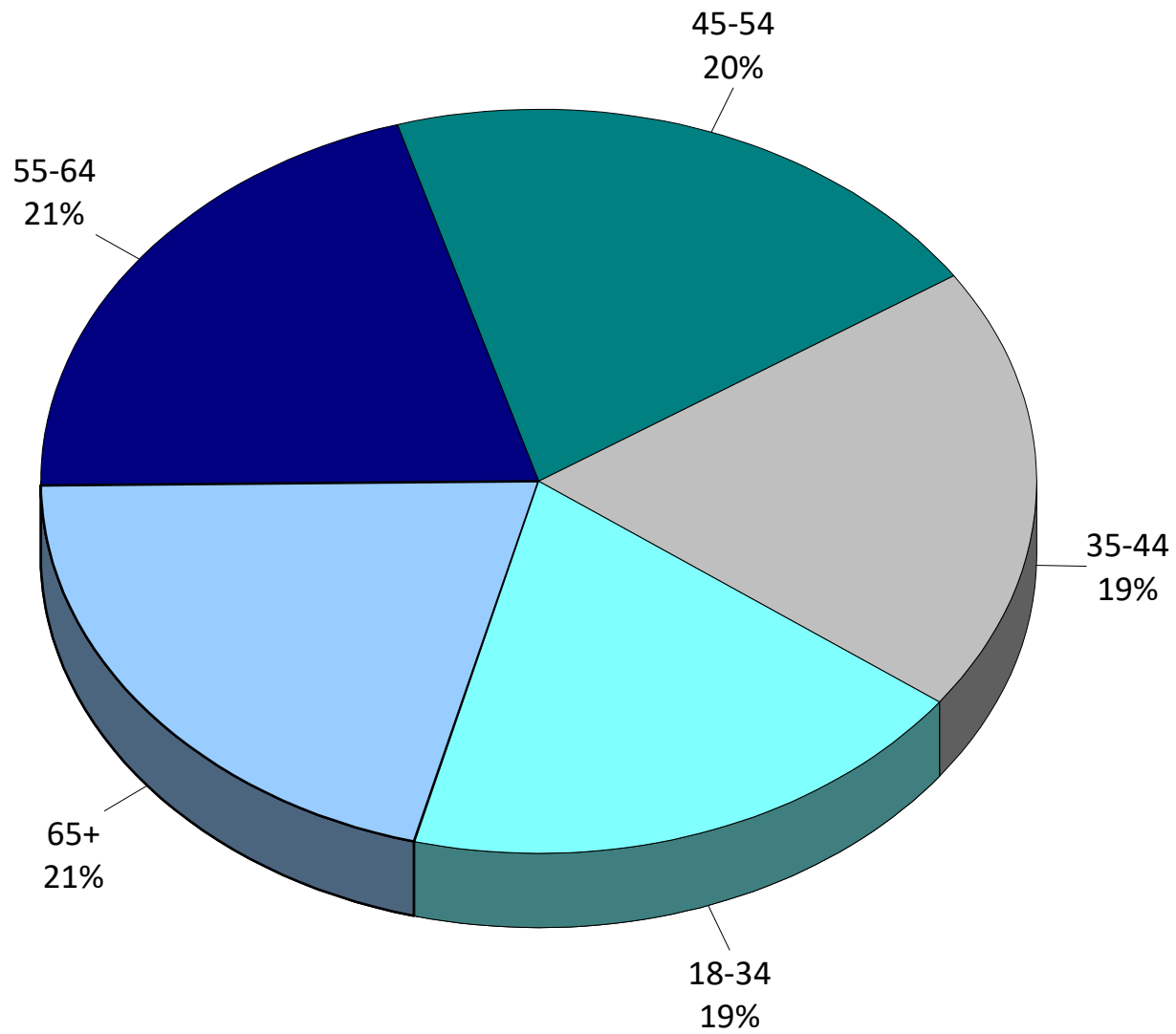
Q27. What is the highest level of education you have completed?

by percentage of respondents (excluding "not provided")



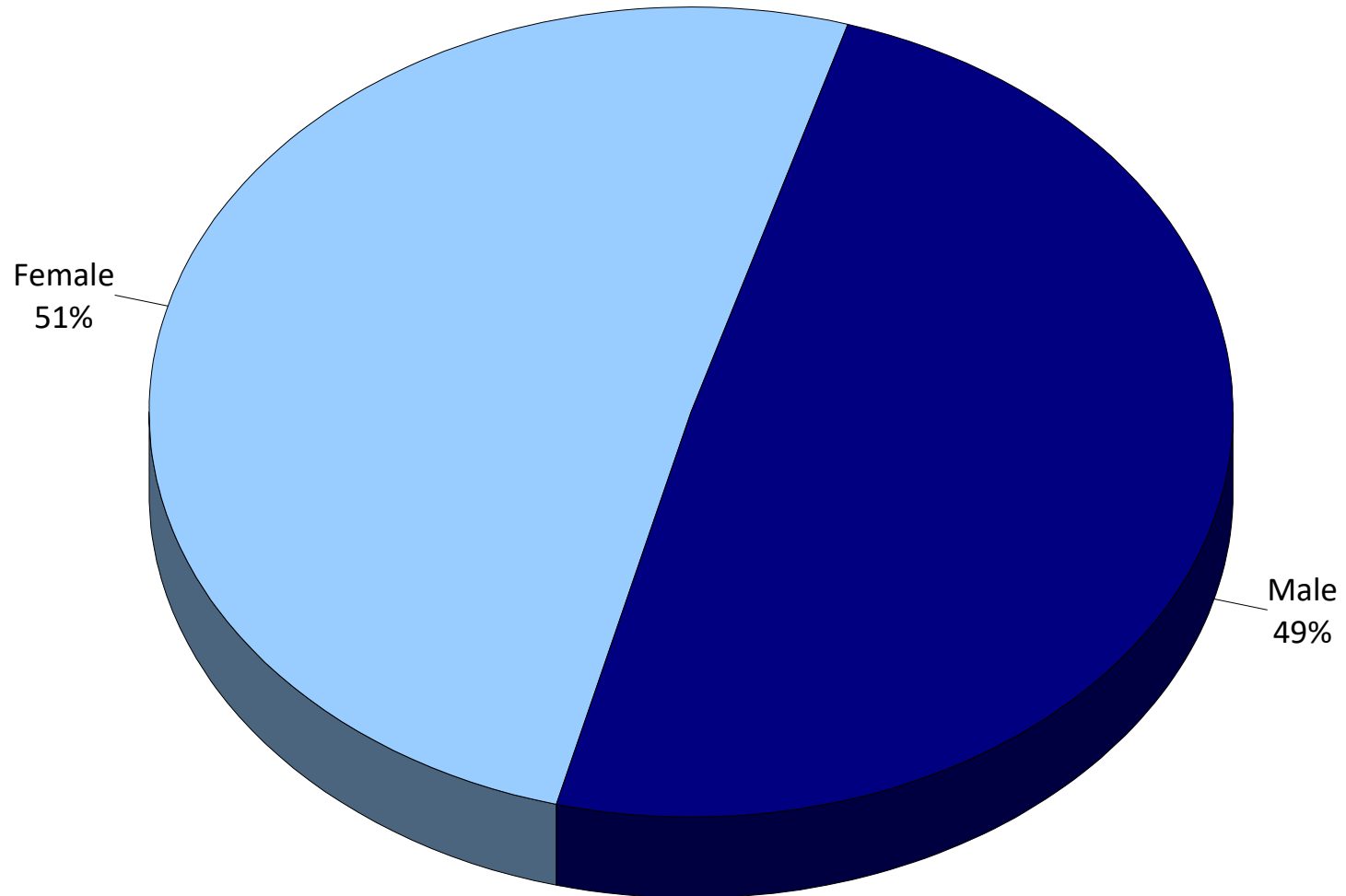
Q28. What is your age?

by percentage of respondents (excluding "not provided")



Q29. Your gender

by percentage of respondents (excluding "not provided")



3

Importance-Satisfaction Rating

Importance-Satisfaction Analysis



Overview

Today, community leaders have limited resources which need to be targeted to activities that are of the most benefit to their citizens. Two of the most important criteria for decision making are (1) to target resources toward services of the highest importance to citizens; and (2) to target resources toward those services where citizens are the least satisfied.

The Importance-Satisfaction (I-S) rating is a unique tool that allows public officials to better understand both of these highly important decision-making criteria for each of the services they are providing. The Importance-Satisfaction (I-S) rating is based on the concept that public agencies will maximize overall customer satisfaction by emphasizing improvements in those areas where the level of satisfaction is relatively low, and the perceived importance of the service is relatively high.

The rating is calculated by summing the percentage of responses for items selected as the first, second, and third most important services for the County to emphasize over the next five years. The sum is then multiplied by 1 minus the percentage of respondents who indicated they were positively satisfied with the County's performance in the related area (the sum of the ratings of 4 and 5 on a 5-point scale excluding "don't know" responses). "Don't know" responses are excluded from the calculation to ensure the satisfaction ratings among service categories are comparable.

$$\text{I-S Rating} = \text{Importance} \times (1 - \text{Satisfaction})$$

Example of the Calculation

Respondents were asked to identify the major categories of County services that were most important to emphasize over the next five years. Forty-two percent (42%) of the respondent households selected "*quality of K-12 schools*" as one of the most important services for the County to emphasize.

With regard to satisfaction, 35% of respondents surveyed rated "*quality of K-12 schools*" as a "4" or "5" on a 5-point scale (where "5" means "Very Satisfied") excluding "don't know" responses. The I-S rating was calculated by multiplying the sum of the most important percentages by one minus the sum of the satisfaction percentages. In this example, 42% was multiplied by 65% (1-0.35). This calculation yielded an I-S rating of 0.2681, which ranked 3rd out of 10 categories of City services analyzed.

Importance-Satisfaction Analysis



The maximum rating is 1.00 and would be achieved when 100% of the respondents select an item as one of their top two choices of importance and 0% indicate they are positively satisfied with the delivery of the service.

The lowest rating is 0.00 and could be achieved under either of the following two situations:

- If 100% of the respondents were positively satisfied with the delivery of the service
- If none (0%) of the respondents selected the service as one of the two most important areas.

Interpreting the Ratings

Ratings that are greater than or equal to 0.20 identify areas that should receive significantly more emphasis over the next five years. Ratings from 0.10 to 0.20 identify service areas that should receive increased emphasis. Ratings less than 0.10 should continue to receive the current level of emphasis.

- Definitely Increase Emphasis (I-S > 0.20)
- Increase Current Emphasis (I-S = 0.10 - 0.20)
- Maintain Current Emphasis (I-S < 0.10)

A table showing the results for Stokes County is provided on the following page.

2025 Importance-Satisfaction Rating Stokes County, NC Major Categories of County Services

Category of Service	Most Important %	Most Important Rank	Satisfaction %	Satisfaction Rank	Importance-Satisfaction Rating	I-S Rating Rank
<u>Very High Priority (IS >.20)</u>						
Quality of K-12 education facilities	42%	1	35%	16	0.2681	1
<u>High Priority (IS .10-.20)</u>						
Communication with the public	29%	2	38%	15	0.1803	2
Quality of zoning regulations	15%	8	27%	19	0.1079	3
Quality of public health services	20%	3	47%	13	0.1063	4
<u>Medium Priority (IS <.10)</u>						
Quality of services provided by the Animal Control Dept.	12%	9	34%	18	0.0781	5
Enforcement of zoning regulations	10%	13	25%	20	0.0769	6
Quality of services from the Department of Social Services	12%	11	35%	17	0.0744	7
Natural disaster or crisis preparedness and response	15%	7	55%	11	0.0680	8
Quality of services provided by the Sheriff's Office	18%	5	68%	5	0.0583	9
Quality of tax administration services	9%	15	41%	14	0.0541	10
Quality of emergency medical services (paramedics/ambulances)	19%	4	74%	4	0.0499	11
Quality, availability and maintenance of County parks	12%	10	63%	7	0.0429	12
Quality and availability of walking trails in the county	9%	14	56%	10	0.0414	13
Quality of emergency response services provided by rural fire district fire departments	18%	6	78%	1	0.0384	14
Quality of emergency 911 services	12%	12	75%	3	0.0293	15
Availability and accessibility of County solid waste collection sites	8%	16	64%	6	0.0284	16
Customer service you receive from County employees	6%	18	58%	9	0.0243	17
Quality of North Carolina Cooperative Extension services	4%	20	50%	12	0.0177	18
Public libraries in Stokes County	7%	17	75%	2	0.0169	19
Quality of solid waste services provided at County collection sites	4%	19	61%	8	0.0164	20

Note: The I-S Rating is calculated by multiplying the "Most Important" % by (1-'Satisfaction' %)

Most Important %:

The "Most Important" percentage represents the sum of the first, second, and third most important responses for each item. Respondents were asked to identify the items they thought should receive the most emphasis from County leaders over the next five years.

Satisfaction %:

The "Satisfaction" percentage represents the sum of the ratings "5" and "4" excluding 'don't knows.' Respondents ranked their level of satisfaction with each of the items on a scale of 5 to 1 with "5" being Very Satisfied and "1" being Very Dissatisfied.

© 2025 DirectionFinder by ETC Institute

4

Benchmarks

Benchmarking



Overview

ETC Institute's *DirectionFinder*® program was originally developed in 1999 to help community leaders use statistically-valid community survey data as a tool for making better decisions. Since November 1999, the survey has been administered in more than 500 cities and counties in 49 states. Most participating communities conduct the survey on an annual or biennial basis.

This report contains benchmarking data from two sources: (1) a national survey that was administered by ETC Institute during the summer of 2023 to a random sample of over 10,000 residents in the continental United States and (2) a regional survey that was administered by ETC Institute during the summer of 2023 to a random sample of residents living in the Atlantic region of the United States. The North Central region includes the states of Delaware, Maryland, North Carolina, Virginia, West Virginia, and D.C.

The charts on the following pages show how the results for Stokes County compares to the national average and the Atlantic regional average. The blue bar shows the results for Stokes County. The red bar shows the Atlantic regional average from communities that administered the *DirectionFinder*® survey during the summer of 2023. The yellow bar shows the results of a national survey that was administered by ETC Institute to a random sample of more than 10,000 U.S. residents during the summer of 2023.

The charts on the following pages exclude the "don't know" responses to aid in data comparison.

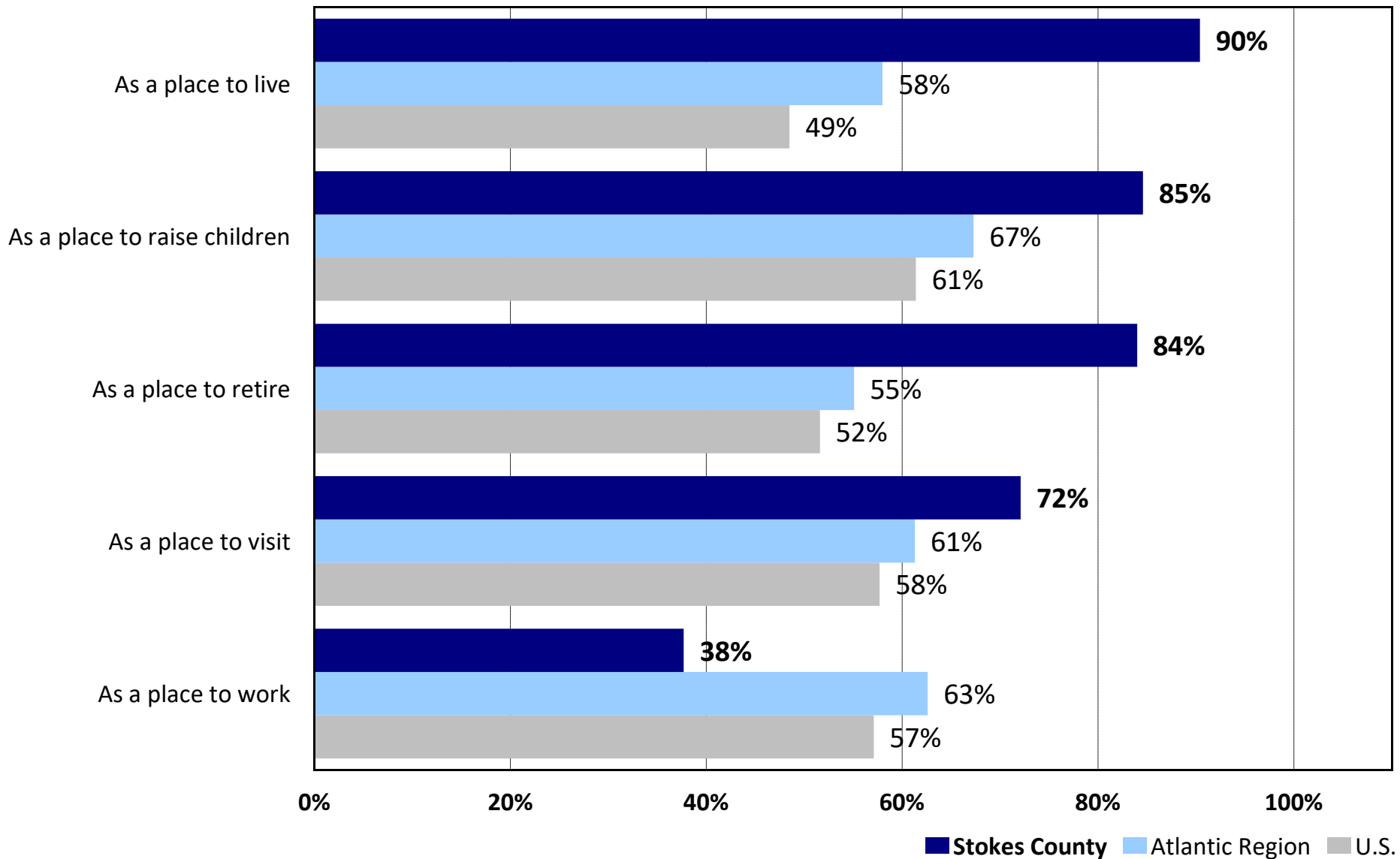
National Benchmarks

Note: The benchmarking data contained in this report is protected intellectual property. Any reproduction of the benchmarking information in this report by persons or organizations not directly affiliated with Stokes County is not authorized without written consent from ETC Institute.

Overall Ratings of Community

Stokes County vs. Atlantic Region vs. U.S. Average

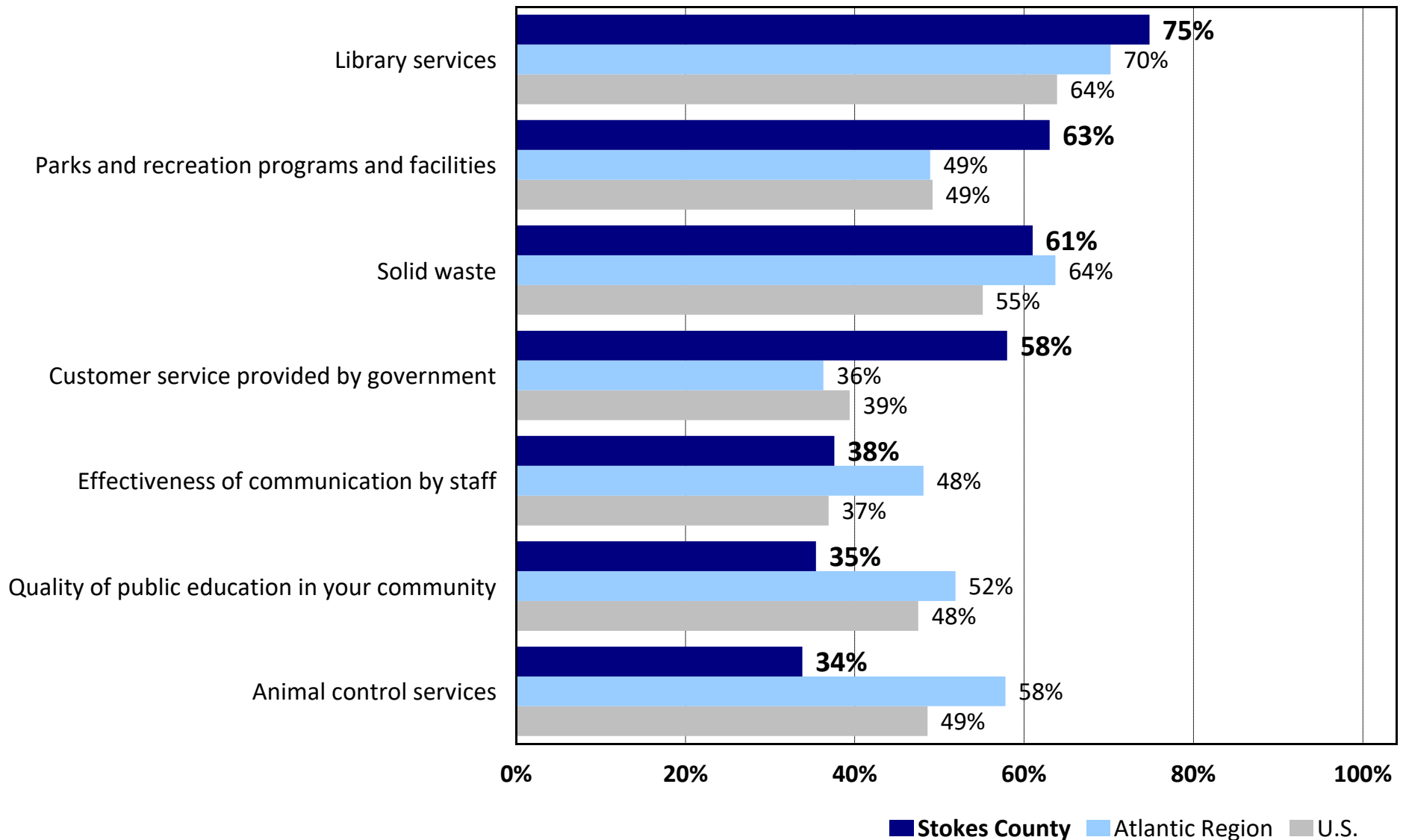
by percentage of respondents who rated the item 4 or 5 on a 5-point scale where 5 was "excellent" and 1 was "poor" (excluding don't knows)



Major Categories of Services

Stokes County vs. Atlantic Region vs. U.S. Average

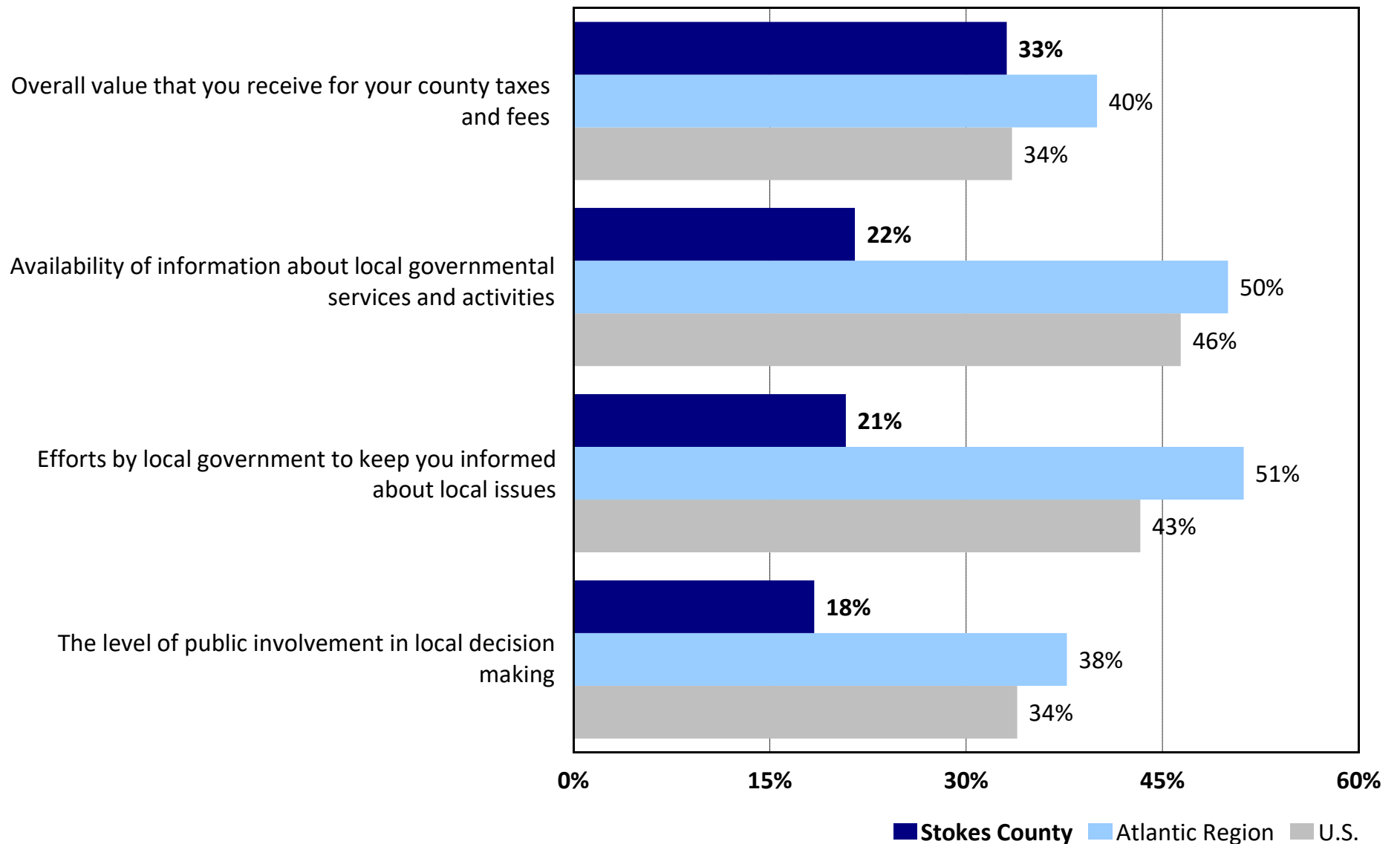
by percentage of respondents who rated the item 4 or 5 on a 5-point scale where 5 was "very satisfied" and 1 was "very dissatisfied" (excluding don't knows)



Communication and Overall Value

Timnath vs. Mountain Region vs. U.S. Average

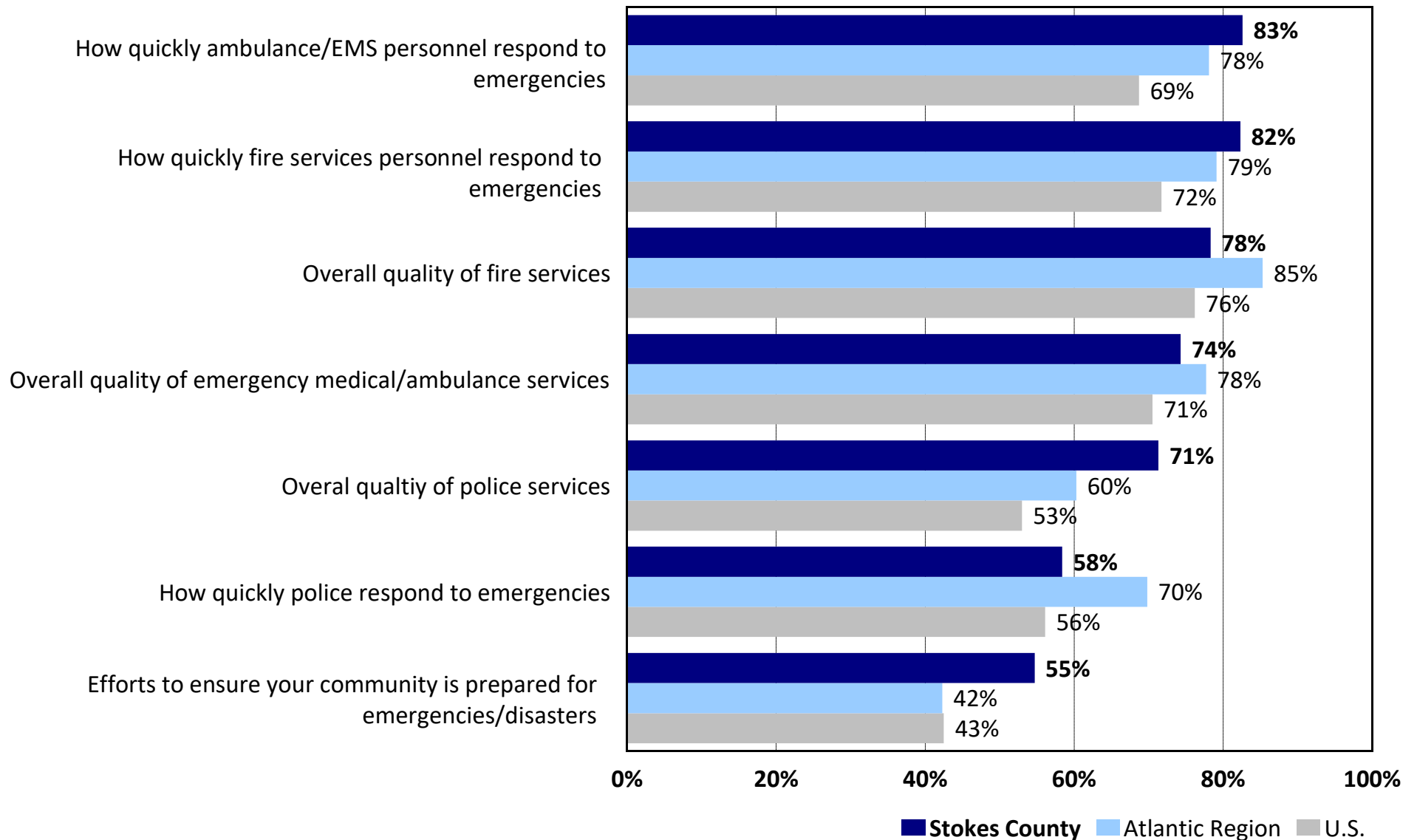
by percentage of respondents who rated the item 4 or 5 on a 5-point scale where 5 was "very satisfied" and 1 was "very dissatisfied" (excluding don't knows)



Emergency and Public Safety Response Ratings

Stokes County vs. Atlantic Region vs. U.S. Average

by percentage of respondents who rated the item 4 or 5 on a 5-point scale where 5 was "very satisfied" and 1 was "very dissatisfied" (excluding don't knows)



5

Tabular Data

Q1. Please CHECK ALL of the reasons why you choose to live in Stokes County.

<u>Q1. Reasons why you choose to live in Stokes County</u>	<u>Number</u>	<u>Percent</u>
Arts, cultural, & entertainment amenities	65	14.1 %
Rural setting	392	85.2 %
Availability of shopping options	41	8.9 %
Low cost of living	244	53.0 %
Proximity to higher education opportunities	23	5.0 %
Proximity to employment opportunities	65	14.1 %
Low crime rate	248	53.9 %
Low traffic congestion	266	57.8 %
Close to family/friends	248	53.9 %
Access to health care services	63	13.7 %
Quality of public education opportunities	56	12.2 %
Close to your work/school	95	20.7 %
Other	41	8.9 %
Total	1847	

Q2. Which THREE of the items listed in Question 1 will have the BIGGEST IMPACT on your decision to stay in Stokes County over the next five years?

<u>Q2. Top choice</u>	<u>Number</u>	<u>Percent</u>
Arts, cultural, & entertainment amenities	12	2.6 %
Rural setting	169	36.7 %
Availability of shopping options	1	0.2 %
Low cost of living	52	11.3 %
Proximity to employment opportunities	4	0.9 %
Low crime rate	39	8.5 %
Low traffic congestion	16	3.5 %
Close to family/friends	114	24.8 %
Access to health care services	9	2.0 %
Quality of public education opportunities	9	2.0 %
Close to your work/school	13	2.8 %
None chosen	22	4.8 %
Total	460	100.0 %

Q2. Which THREE of the items listed in Question 1 will have the BIGGEST IMPACT on your decision to stay in Stokes County over the next five years?

<u>Q2. 2nd choice</u>	<u>Number</u>	<u>Percent</u>
Arts, cultural, & entertainment amenities	13	2.8 %
Rural setting	103	22.4 %
Availability of shopping options	6	1.3 %
Low cost of living	80	17.4 %
Proximity to higher education opportunities	2	0.4 %
Proximity to employment opportunities	7	1.5 %
Low crime rate	77	16.7 %
Low traffic congestion	52	11.3 %
Close to family/friends	36	7.8 %
Access to health care services	17	3.7 %
Quality of public education opportunities	7	1.5 %
Close to your work/school	14	3.0 %
None chosen	46	10.0 %
Total	460	100.0 %

Q2. Which THREE of the items listed in Question 1 will have the BIGGEST IMPACT on your decision to stay in Stokes County over the next five years?

<u>Q2. 3rd choice</u>	<u>Number</u>	<u>Percent</u>
Arts, cultural, & entertainment amenities	8	1.7 %
Rural setting	53	11.5 %
Availability of shopping options	10	2.2 %
Low cost of living	50	10.9 %
Proximity to higher education opportunities	1	0.2 %
Proximity to employment opportunities	7	1.5 %
Low crime rate	73	15.9 %
Low traffic congestion	84	18.3 %
Close to family/friends	33	7.2 %
Access to health care services	16	3.5 %
Quality of public education opportunities	11	2.4 %
Close to your work/school	14	3.0 %
None chosen	100	21.7 %
Total	460	100.0 %

(SUM OF TOP 3 RESPONSES)

Q2. Which THREE of the items listed in Question 1 will have the BIGGEST IMPACT on your decision to stay in Stokes County over the next five years? (top 3)

<u>Q2. Top choice</u>	<u>Number</u>	<u>Percent</u>
Arts, cultural, & entertainment amenities	33	7.2 %
Rural setting	325	70.7 %
Availability of shopping options	17	3.7 %
Low cost of living	182	39.6 %
Proximity to higher education opportunities	3	0.7 %
Proximity to employment opportunities	18	3.9 %
Low crime rate	189	41.1 %
Low traffic congestion	152	33.0 %
Close to family/friends	183	39.8 %
Access to health care services	42	9.1 %
Quality of public education opportunities	27	5.9 %
Close to your work/school	41	8.9 %
None chosen	22	4.8 %
Total	1234	

Q3. Visioning. Please indicate how important you believe each of the following factors are to overall quality of life in Stokes County using a scale of 4 to 1, where 4 means "Very Important," and 1 means "Not Important."

(N=460)

	Very important	Somewhat important	Not sure	Not important
Q3-1. Health care access	68.3%	24.8%	4.1%	2.8%
Q3-2. Behavioral health access	39.6%	27.2%	19.8%	13.5%
Q3-3. Support systems for those in need	49.8%	33.5%	11.3%	5.4%
Q3-4. Natural open space	70.4%	22.4%	5.4%	1.7%
Q3-5. Parks & trails	52.2%	36.3%	6.3%	5.2%
Q3-6. Library services	43.3%	34.6%	11.5%	10.7%
Q3-7. Public education (K-12)	66.5%	18.0%	7.4%	8.0%
Q3-8. Environmental stewardship & sustainability	50.2%	32.6%	12.2%	5.0%
Q3-9. Land use planning & zoning enforcement	48.0%	31.7%	13.5%	6.7%
Q3-10. Adequacy of roads & highways	60.4%	32.8%	4.1%	2.6%
Q3-11. Availability of high-quality jobs	40.2%	35.4%	12.2%	12.2%
Q3-12. Economic development	32.8%	39.6%	15.4%	12.2%
Q3-13. Job training & workforce development (post-secondary education & training)	38.3%	34.6%	16.1%	11.1%
Q3-14. Availability of adequate housing	35.9%	35.9%	14.3%	13.9%
Q3-15. Safety, low crime & responsive public safety services	85.2%	11.3%	2.6%	0.9%
Q3-16. Availability & accessibility of quality shopping & dining establishments	25.9%	48.0%	10.2%	15.9%

Q4. Which THREE of the issues listed in Question 3 do you think will be the most important for the County to address over the next 5 years?

Q4. Top choice	Number	Percent
Health care access	95	20.7 %
Behavioral health access	13	2.8 %
Support systems for those in need	13	2.8 %
Natural open space	51	11.1 %
Parks & trails	14	3.0 %
Library services	2	0.4 %
Public education (K-12)	70	15.2 %
Environmental stewardship & sustainability	18	3.9 %
Land use planning & zoning enforcement	38	8.3 %
Adequacy of roads & highways	22	4.8 %
Availability of high-quality jobs	17	3.7 %
Economic development	11	2.4 %
Job training & workforce development (post-secondary education & training)	8	1.7 %
Availability of adequate housing	8	1.7 %
Safety, low crime & responsive public safety services	65	14.1 %
Availability & accessibility of quality shopping & dining establishments	5	1.1 %
None chosen	10	2.2 %
Total	460	100.0 %

Q4. Which THREE of the issues listed in Question 3 do you think will be the most important for the County to address over the next 5 years?

Q4. 2nd choice	Number	Percent
Health care access	42	9.1 %
Behavioral health access	16	3.5 %
Support systems for those in need	19	4.1 %
Natural open space	32	7.0 %
Parks & trails	28	6.1 %
Library services	7	1.5 %
Public education (K-12)	57	12.4 %
Environmental stewardship & sustainability	35	7.6 %
Land use planning & zoning enforcement	39	8.5 %
Adequacy of roads & highways	34	7.4 %
Availability of high-quality jobs	17	3.7 %
Economic development	19	4.1 %
Job training & workforce development (post-secondary education & training)	12	2.6 %
Availability of adequate housing	20	4.3 %
Safety, low crime & responsive public safety services	58	12.6 %
Availability & accessibility of quality shopping & dining establishments	10	2.2 %
None chosen	15	3.3 %
Total	460	100.0 %

Q4. Which THREE of the issues listed in Question 3 do you think will be the most important for the County to address over the next 5 years?

Q4. 3rd choice	Number	Percent
Health care access	40	8.7 %
Behavioral health access	13	2.8 %
Support systems for those in need	20	4.3 %
Natural open space	28	6.1 %
Parks & trails	19	4.1 %
Library services	11	2.4 %
Public education (K-12)	42	9.1 %
Environmental stewardship & sustainability	18	3.9 %
Land use planning & zoning enforcement	31	6.7 %
Adequacy of roads & highways	38	8.3 %
Availability of high-quality jobs	21	4.6 %
Economic development	24	5.2 %
Job training & workforce development (post-secondary education & training)	10	2.2 %
Availability of adequate housing	17	3.7 %
Safety, low crime & responsive public safety services	77	16.7 %
Availability & accessibility of quality shopping & dining establishments	23	5.0 %
None chosen	28	6.1 %
Total	460	100.0 %

(SUM OF TOP 3 RESPONSES)

Q4. Which THREE of the issues listed in Question 3 do you think will be the most important for the County to address over the next 5 years? (top 3)

Q4. Top choice	Number	Percent
Health care access	177	38.5 %
Behavioral health access	42	9.1 %
Support systems for those in need	52	11.3 %
Natural open space	111	24.1 %
Parks & trails	61	13.3 %
Library services	20	4.3 %
Public education (K-12)	169	36.7 %
Environmental stewardship & sustainability	71	15.4 %
Land use planning & zoning enforcement	108	23.5 %
Adequacy of roads & highways	94	20.4 %
Availability of high-quality jobs	55	12.0 %
Economic development	54	11.7 %
Job training & workforce development (post-secondary education & training)	30	6.5 %
Availability of adequate housing	45	9.8 %
Safety, low crime & responsive public safety services	200	43.5 %
Availability & accessibility of quality shopping & dining establishments	38	8.3 %
None chosen	10	2.2 %
Total	1337	

Q5. Quality of Life. Please indicate your agreement with the following statements using a scale of 5 to 1, where 5 means "Strongly Agree" and one means "Strongly Disagree."

(N=460)

	Strongly agree	Somewhat agree	Neutral	Somewhat disagree	Strongly disagree	Don't know
Q5-1. Stokes County enjoys a high quality of life	28.9%	43.7%	17.6%	7.6%	0.9%	1.3%
Q5-2. Stokes County is a safe place to live	50.9%	38.3%	6.5%	2.6%	1.3%	0.4%

(WITHOUT "DON'T KNOW")

Q5. Quality of Life. Please indicate your agreement with the following statements using a scale of 5 to 1, where 5 means "Strongly Agree" and one means "Strongly Disagree." (without "don't know")

(N=460)

	Strongly agree	Somewhat agree	Neutral	Somewhat disagree	Strongly disagree
Q5-1. Stokes County enjoys a high quality of life	29.3%	44.3%	17.8%	7.7%	0.9%
Q5-2. Stokes County is a safe place to live	51.1%	38.4%	6.6%	2.6%	1.3%

Q6. Overall Ratings of Stokes County. Using a scale of 5 to 1, where 5 means "Excellent," and 1 means "Poor," please rate Stokes County with regard to the following.

(N=460)

	Excellent	Good	Neutral	Below average	Poor	Don't know
Q6-1. As a place to live	42.6%	47.4%	5.9%	2.4%	1.3%	0.4%
Q6-2. As a place to work	8.9%	23.7%	25.7%	19.3%	8.9%	13.5%
Q6-3. As a place to play	23.5%	44.6%	19.3%	6.5%	2.8%	3.3%
Q6-4. As a place to raise children	40.9%	39.3%	10.2%	2.6%	1.7%	5.2%
Q6-5. As a place to educate children	17.6%	38.3%	17.6%	13.3%	6.7%	6.5%
Q6-6. As a place to retire	39.1%	42.6%	10.4%	3.3%	2.0%	2.6%
Q6-7. As a place to visit	31.5%	39.3%	19.3%	6.7%	1.3%	1.7%
Q6-8. As a place to start a business	7.6%	24.3%	32.8%	16.1%	5.7%	13.5%
Q6-9. As a community that is moving in the right direction	8.3%	31.1%	34.1%	15.2%	7.2%	4.1%

(WITHOUT "DON'T KNOW")**Q6. Overall Ratings of Stokes County. Using a scale of 5 to 1, where 5 means "Excellent," and 1 means "Poor," please rate Stokes County with regard to the following. (without "don't know")**

(N=460)

	Excellent	Good	Neutral	Below average	Poor
Q6-1. As a place to live	42.8%	47.6%	5.9%	2.4%	1.3%
Q6-2. As a place to work	10.3%	27.4%	29.6%	22.4%	10.3%
Q6-3. As a place to play	24.3%	46.1%	20.0%	6.7%	2.9%
Q6-4. As a place to raise children	43.1%	41.5%	10.8%	2.8%	1.8%
Q6-5. As a place to educate children	18.8%	40.9%	18.8%	14.2%	7.2%
Q6-6. As a place to retire	40.2%	43.8%	10.7%	3.3%	2.0%
Q6-7. As a place to visit	32.1%	40.0%	19.7%	6.9%	1.3%
Q6-8. As a place to start a business	8.8%	28.1%	37.9%	18.6%	6.5%
Q6-9. As a community that is moving in the right direction	8.6%	32.4%	35.6%	15.9%	7.5%

Q7. Major Categories of County Services. Please rate your satisfaction with each of the major categories of services provided by Stokes County listed below.

(N=460)

	Very satisfied	Satisfied	Neutral	Dissatisfied	Very dissatisfied	Don't know
Q7-1. Natural disaster or crisis preparedness & response	8.7%	35.2%	30.0%	3.3%	3.0%	19.8%
Q7-2. Communication with the public	5.2%	30.2%	35.7%	19.1%	3.9%	5.9%
Q7-3. Quality of zoning regulations	2.6%	19.3%	37.4%	16.5%	5.0%	19.1%
Q7-4. Enforcement of zoning regulations	2.4%	16.5%	38.5%	14.8%	4.8%	23.0%
Q7-5. Customer service you receive from County employees	15.0%	38.9%	29.8%	5.7%	3.5%	7.2%
Q7-6. Public libraries in Stokes County	28.5%	41.3%	20.4%	2.2%	0.9%	6.7%
Q7-7. Quality, availability & maintenance of County parks	15.7%	43.0%	22.0%	10.4%	2.2%	6.7%
Q7-8. Quality of public health services	8.9%	31.3%	28.0%	13.7%	4.3%	13.7%
Q7-9. Quality of services from Department of Social Services	6.3%	17.2%	29.3%	9.6%	4.1%	33.5%
Q7-10. Quality of tax administration services	7.6%	27.2%	35.7%	8.9%	6.3%	14.3%
Q7-11. Quality of emergency medical services (paramedics/ambulances)	30.4%	36.1%	17.8%	3.5%	1.7%	10.4%
Q7-12. Quality of services provided by Sheriff's Office	23.7%	37.6%	19.3%	6.7%	3.0%	9.6%
Q7-13. Quality of services provided by Animal Control Dept.	7.2%	21.1%	32.4%	13.7%	9.3%	16.3%
Q7-14. Quality of emergency 911 services	28.3%	36.3%	17.4%	3.5%	1.3%	13.3%

Q7. Major Categories of County Services. Please rate your satisfaction with each of the major categories of services provided by Stokes County listed below.

	Very satisfied	Satisfied	Neutral	Dissatisfied	Very dissatisfied	Don't know
Q7-15. Availability & accessibility of County solid waste collection sites	20.0%	40.7%	18.5%	10.7%	4.8%	5.4%
Q7-16. Quality of solid waste services provided at County collection sites	18.3%	38.0%	20.7%	10.9%	4.6%	7.6%
Q7-17. Quality of North Carolina Cooperative Extension services	12.2%	21.7%	29.8%	3.0%	1.7%	31.5%
Q7-18. Quality of K-12 education facilities	7.8%	21.5%	27.2%	19.6%	6.7%	17.2%
Q7-19. Quality & availability of walking trails in the County	13.0%	37.2%	25.7%	11.3%	3.3%	9.6%
Q7-20. Quality of emergency response services provided by rural fire district fire departments	30.9%	35.9%	14.1%	3.0%	1.3%	14.8%

(WITHOUT "DON'T KNOW")**Q7. Major Categories of County Services. Please rate your satisfaction with each of the major categories of services provided by Stokes County listed below. (without "don't know")**

(N=460)

	Very satisfied	Satisfied	Neutral	Dissatisfied	Very dissatisfied
Q7-1. Natural disaster or crisis preparedness & response	10.8%	43.9%	37.4%	4.1%	3.8%
Q7-2. Communication with the public	5.5%	32.1%	37.9%	20.3%	4.2%
Q7-3. Quality of zoning regulations	3.2%	23.9%	46.2%	20.4%	6.2%
Q7-4. Enforcement of zoning regulations	3.1%	21.5%	50.0%	19.2%	6.2%
Q7-5. Customer service you receive from County employees	16.2%	41.9%	32.1%	6.1%	3.7%
Q7-6. Public libraries in Stokes County	30.5%	44.3%	21.9%	2.3%	0.9%
Q7-7. Quality, availability & maintenance of County parks	16.8%	46.2%	23.5%	11.2%	2.3%
Q7-8. Quality of public health services	10.3%	36.3%	32.5%	15.9%	5.0%
Q7-9. Quality of services from Department of Social Services	9.5%	25.8%	44.1%	14.4%	6.2%
Q7-10. Quality of tax administration services	8.9%	31.7%	41.6%	10.4%	7.4%
Q7-11. Quality of emergency medical services (paramedics/ambulances)	34.0%	40.3%	19.9%	3.9%	1.9%
Q7-12. Quality of services provided by Sheriff's Office	26.2%	41.6%	21.4%	7.5%	3.4%
Q7-13. Quality of services provided by Animal Control Dept.	8.6%	25.2%	38.7%	16.4%	11.2%
Q7-14. Quality of emergency 911 services	32.6%	41.9%	20.1%	4.0%	1.5%

(WITHOUT "DON'T KNOW")**Q7. Major Categories of County Services. Please rate your satisfaction with each of the major categories of services provided by Stokes County listed below. (without "don't know")**

	Very satisfied	Satisfied	Neutral	Dissatisfied	Very dissatisfied
Q7-15. Availability & accessibility of County solid waste collection sites	21.1%	43.0%	19.5%	11.3%	5.1%
Q7-16. Quality of solid waste services provided at County collection sites	19.8%	41.2%	22.4%	11.8%	4.9%
Q7-17. Quality of North Carolina Cooperative Extension services	17.8%	31.7%	43.5%	4.4%	2.5%
Q7-18. Quality of K-12 education facilities	9.4%	26.0%	32.8%	23.6%	8.1%
Q7-19. Quality & availability of walking trails in the County	14.4%	41.1%	28.4%	12.5%	3.6%
Q7-20. Quality of emergency response services provided by rural fire district fire departments	36.2%	42.1%	16.6%	3.6%	1.5%

Q8. Which THREE of the major categories of services listed in Question 7 do you think should receive the MOST EMPHASIS from the County over the next FIVE years?

Q8. Top choice	Number	Percent
Natural disaster or crisis preparedness & response	27	5.9 %
Communication with the public	49	10.7 %
Quality of zoning regulations	27	5.9 %
Enforcement of zoning regulations	11	2.4 %
Customer service you receive from County employees	7	1.5 %
Public libraries in Stokes County	11	2.4 %
Quality, availability & maintenance of County parks	14	3.0 %
Quality of public health services	37	8.0 %
Quality of services from Department of Social Services	13	2.8 %
Quality of tax administration services	8	1.7 %
Quality of emergency medical services (paramedics/ambulances)	27	5.9 %
Quality of services provided by Sheriff's Office	21	4.6 %
Quality of services provided by Animal Control Dept.	16	3.5 %
Quality of emergency 911 services	12	2.6 %
Availability & accessibility of County solid waste collection sites	5	1.1 %
Quality of solid waste services provided at County collection sites	6	1.3 %
Quality of North Carolina Cooperative Extension services	2	0.4 %
Quality of K-12 education facilities	110	23.9 %
Quality & availability of walking trails in the County	7	1.5 %
Quality of emergency response services provided by rural fire district fire departments	32	7.0 %
None chosen	18	3.9 %
Total	460	100.0 %

Q8. Which THREE of the major categories of services listed in Question 7 do you think should receive the MOST EMPHASIS from the County over the next FIVE years?

Q8. 2nd choice	Number	Percent
Natural disaster or crisis preparedness & response	20	4.3 %
Communication with the public	36	7.8 %
Quality of zoning regulations	21	4.6 %
Enforcement of zoning regulations	16	3.5 %
Customer service you receive from County employees	8	1.7 %
Public libraries in Stokes County	8	1.7 %
Quality, availability & maintenance of County parks	20	4.3 %
Quality of public health services	30	6.5 %
Quality of services from Department of Social Services	23	5.0 %
Quality of tax administration services	18	3.9 %
Quality of emergency medical services (paramedics/ ambulances)	34	7.4 %
Quality of services provided by Sheriff's Office	41	8.9 %
Quality of services provided by Animal Control Dept.	17	3.7 %
Quality of emergency 911 services	23	5.0 %
Availability & accessibility of County solid waste collection sites	16	3.5 %
Quality of solid waste services provided at County collection sites	4	0.9 %
Quality of North Carolina Cooperative Extension services	5	1.1 %
Quality of K-12 education facilities	44	9.6 %
Quality & availability of walking trails in the County	18	3.9 %
Quality of emergency response services provided by rural fire district fire departments	23	5.0 %
None chosen	35	7.6 %
Total	460	100.0 %

Q8. Which THREE of the major categories of services listed in Question 7 do you think should receive the MOST EMPHASIS from the County over the next FIVE years?

Q8. 3rd choice	Number	Percent
Natural disaster or crisis preparedness & response	22	4.8 %
Communication with the public	48	10.4 %
Quality of zoning regulations	20	4.3 %
Enforcement of zoning regulations	20	4.3 %
Customer service you receive from County employees	12	2.6 %
Public libraries in Stokes County	12	2.6 %
Quality, availability & maintenance of County parks	20	4.3 %
Quality of public health services	25	5.4 %
Quality of services from Department of Social Services	17	3.7 %
Quality of tax administration services	16	3.5 %
Quality of emergency medical services (paramedics/ ambulances)	28	6.1 %
Quality of services provided by Sheriff's Office	21	4.6 %
Quality of services provided by Animal Control Dept.	21	4.6 %
Quality of emergency 911 services	18	3.9 %
Availability & accessibility of County solid waste collection sites	15	3.3 %
Quality of solid waste services provided at County collection sites	9	2.0 %
Quality of North Carolina Cooperative Extension services	9	2.0 %
Quality of K-12 education facilities	37	8.0 %
Quality & availability of walking trails in the County	18	3.9 %
Quality of emergency response services provided by rural fire district fire departments	26	5.7 %
None chosen	46	10.0 %
Total	460	100.0 %

Q8. Which THREE of the major categories of services listed in Question 7 do you think should receive the MOST EMPHASIS from the County over the next FIVE years? (top 3)

Q8. Top choice	Number	Percent
Natural disaster or crisis preparedness & response	69	15.0 %
Communication with the public	133	28.9 %
Quality of zoning regulations	68	14.8 %
Enforcement of zoning regulations	47	10.2 %
Customer service you receive from County employees	27	5.9 %
Public libraries in Stokes County	31	6.7 %
Quality, availability & maintenance of County parks	54	11.7 %
Quality of public health services	92	20.0 %
Quality of services from Department of Social Services	53	11.5 %
Quality of tax administration services	42	9.1 %
Quality of emergency medical services (paramedics/ ambulances)	89	19.3 %
Quality of services provided by Sheriff's Office	83	18.0 %
Quality of services provided by Animal Control Dept.	54	11.7 %
Quality of emergency 911 services	53	11.5 %
Availability & accessibility of County solid waste collection sites	36	7.8 %
Quality of solid waste services provided at County collection sites	19	4.1 %
Quality of North Carolina Cooperative Extension services	16	3.5 %
Quality of K-12 education facilities	191	41.5 %
Quality & availability of walking trails in the County	43	9.3 %
Quality of emergency response services provided by rural fire district fire departments	81	17.6 %
None chosen	18	3.9 %
Total	1299	

Q9. How supportive would you be of a tax increase if it were used to fund the major category of service(s) that you indicated should receive the most emphasis in Question 8?

Q9. How supportive would you be of a tax increase if it were used to fund major category of services	Number	Percent
Very supportive	82	17.8 %
Supportive	143	31.1 %
Not sure	120	26.1 %
Not supportive	47	10.2 %
Not at all supportive	68	14.8 %
Total	460	100.0 %

Q10. Communication. Please CHECK ALL of the sources listed below that you and members of your household use to learn about Stokes County news, events, and to get other County information.

Q10. Sources your household members would use to learn about Stokes County news, events, & to get other

<u>County information</u>	<u>Number</u>	<u>Percent</u>
Stokes County website	263	57.2 %
Nextdoor	63	13.7 %
Twitter/X	14	3.0 %
Facebook	316	68.7 %
Direct emails/newsletters/mailers from specific County departments	81	17.6 %
Stokes News	169	36.7 %
Winston Salem Journal	39	8.5 %
Local radio	57	12.4 %
Local TV news	171	37.2 %
Friends/family-word of mouth	307	66.7 %
Other online sources	72	15.7 %
Other	12	2.6 %
Total	1564	

Q10-12. Other:

<u>Q10-12. Other</u>	<u>Number</u>	<u>Percent</u>
Texts	2	16.7 %
Neighbors	1	8.3 %
Newsbreak email	1	8.3 %
Stokes County Hanging Rock app	1	8.3 %
Library	1	8.3 %
Yard signs	1	8.3 %
Mail	1	8.3 %
Phone calls	1	8.3 %
Church	1	8.3 %
YouTube	1	8.3 %
American Legion King	1	8.3 %
Total	12	100.0 %

Q11. Which THREE of the information sources from Question 10 do you MOST PREFER to use to get information on County news, events, and other County information?

<u>Q11. Top choice</u>	<u>Number</u>	<u>Percent</u>
Stokes County website	101	22.0 %
Nextdoor	5	1.1 %
Facebook	124	27.0 %
Direct emails/newsletters/mailers from specific County departments	62	13.5 %
Stokes News	44	9.6 %
Winston Salem Journal	4	0.9 %
Local radio	10	2.2 %
Local TV news	52	11.3 %
Friends/family-word of mouth	25	5.4 %
Other online sources	10	2.2 %
None chosen	23	5.0 %
Total	460	100.0 %

Q11. Which THREE of the information sources from Question 10 do you MOST PREFER to use to get information on County news, events, and other County information?

Q11. 2nd choice	Number	Percent
Stokes County website	75	16.3 %
Nextdoor	10	2.2 %
Twitter/X	7	1.5 %
Facebook	85	18.5 %
Direct emails/newsletters/mailers from specific County departments	39	8.5 %
Stokes News	51	11.1 %
Winston Salem Journal	9	2.0 %
Local radio	13	2.8 %
Local TV news	57	12.4 %
Friends/family-word of mouth	52	11.3 %
Other online sources	13	2.8 %
None chosen	49	10.7 %
Total	460	100.0 %

Q11. Which THREE of the information sources from Question 10 do you MOST PREFER to use to get information on County news, events, and other County information?

Q11. 3rd choice	Number	Percent
Stokes County website	50	10.9 %
Nextdoor	9	2.0 %
Facebook	58	12.6 %
Direct emails/newsletters/mailers from specific County departments	32	7.0 %
Stokes News	45	9.8 %
Winston Salem Journal	6	1.3 %
Local radio	12	2.6 %
Local TV news	44	9.6 %
Friends/family-word of mouth	66	14.3 %
Other online sources	40	8.7 %
None chosen	98	21.3 %
Total	460	100.0 %

(SUM OF TOP 3 RESPONSES)

Q11. Which THREE of the information sources from Question 10 do you MOST PREFER to use to get information on County news, events, and other County information? (top 3)

Q11. Top choice	Number	Percent
Stokes County website	226	49.1 %
Nextdoor	24	5.2 %
Twitter/X	7	1.5 %
Facebook	267	58.0 %
Direct emails/newsletters/mailers from specific County departments	133	28.9 %
Stokes News	140	30.4 %
Winston Salem Journal	19	4.1 %
Local radio	35	7.6 %
Local TV news	153	33.3 %
Friends/family-word of mouth	143	31.1 %
Other online sources	63	13.7 %
None chosen	23	5.0 %
Total	1233	

Q12. For each of the following, please rate your satisfaction with each item on a scale of 5 to 1, where 5 means "Very Satisfied," and 1 means "Very Dissatisfied."

(N=460)

	Very satisfied	Satisfied	Neutral	Dissatisfied	Very dissatisfied	Don't know
Q12-1. Ease of locating information on County's website	7.0%	36.3%	29.3%	12.8%	2.8%	11.7%
Q12-2. Your experience engaging with Stokes County staff	16.3%	37.0%	27.4%	3.5%	2.8%	13.0%
Q12-3. Level of public involvement in local decisions with County	2.6%	13.3%	37.6%	22.6%	10.2%	13.7%
Q12-4. County efforts to keep you informed about local issues	2.4%	16.7%	35.7%	26.1%	11.3%	7.8%
Q12-5. County efforts to be open & transparent with information about County issues, services, & performance	3.5%	16.1%	31.7%	25.9%	13.5%	9.3%
Q12-6. Variety & availability of recreational activities across County	8.5%	36.1%	30.7%	12.6%	5.7%	6.5%
Q12-7. Quality & quantity of arts & cultural events in County	10.7%	32.2%	33.7%	8.0%	2.8%	12.6%
Q12-8. Professional conduct of the most recent County-wide election	12.8%	33.5%	27.0%	9.1%	5.9%	11.7%
Q12-9. Customer service provided by Stokes County staff	15.4%	37.8%	28.5%	4.8%	2.4%	11.1%
Q12-10. Value received from taxes paid to Stokes County	3.5%	26.7%	31.3%	20.9%	8.9%	8.7%
Q12-11. Performance of Stokes County Manager	2.6%	15.9%	36.7%	6.5%	5.4%	32.8%
Q12-12. Performance of Stokes County Board of Commissioners	2.6%	13.9%	32.6%	20.0%	10.9%	20.0%

(WITHOUT "DON'T KNOW")

Q12. For each of the following, please rate your satisfaction with each item on a scale of 5 to 1, where 5 means "Very Satisfied," and 1 means "Very Dissatisfied." (without "don't know")

(N=460)

	Very satisfied	Satisfied	Neutral	Dissatisfied	Very dissatisfied
Q12-1. Ease of locating information on County's website	7.9%	41.1%	33.3%	14.5%	3.2%
Q12-2. Your experience engaging with Stokes County staff	18.8%	42.5%	31.5%	4.0%	3.3%
Q12-3. Level of public involvement in local decisions with County	3.0%	15.4%	43.6%	26.2%	11.8%
Q12-4. County efforts to keep you informed about local issues	2.6%	18.2%	38.7%	28.3%	12.3%
Q12-5. County efforts to be open & transparent with information about County issues, services, & performance	3.8%	17.7%	35.0%	28.5%	14.9%
Q12-6. Variety & availability of recreational activities across County	9.1%	38.6%	32.8%	13.5%	6.0%
Q12-7. Quality & quantity of arts & cultural events in County	12.2%	36.8%	38.6%	9.2%	3.2%
Q12-8. Professional conduct of the most recent County-wide election	14.5%	37.9%	30.5%	10.3%	6.7%
Q12-9. Customer service provided by Stokes County staff	17.4%	42.5%	32.0%	5.4%	2.7%
Q12-10. Value received from taxes paid to Stokes County	3.8%	29.3%	34.3%	22.9%	9.8%
Q12-11. Performance of Stokes County Manager	3.9%	23.6%	54.7%	9.7%	8.1%
Q12-12. Performance of Stokes County Board of Commissioners	3.3%	17.4%	40.8%	25.0%	13.6%

Q13. Library. Please indicate if you or other members of your household have visited each of the libraries during the past year.

(N=460)

	Yes	No
Q13-1. King Public Library	46.7%	53.3%
Q13-2. Walnut Cove Public Library	29.8%	70.2%
Q13-3. Danbury Public Library	18.5%	81.5%

Q13. If "yes," please rate the condition and the quality of library services based on your most recent experience.

(N=356)

	Excellent	Good	Fair	Poor	Not provided
Q13-1. King Public Library	66.0%	27.9%	1.9%	0.9%	3.3%
Q13-2. Walnut Cove Public Library	63.5%	27.7%	5.1%	0.0%	3.6%
Q13-3. Danbury Public Library	44.7%	40.0%	9.4%	1.2%	4.7%

(WITHOUT "NOT PROVIDED")

Q13. If "yes," please rate the condition and the quality of library services based on your most recent experience. (without "not provided")

(N=356)

	Excellent	Good	Fair	Poor
Q13-1. King Public Library	68.3%	28.8%	1.9%	1.0%
Q13-2. Walnut Cove Public Library	65.9%	28.8%	5.3%	0.0%
Q13-3. Danbury Public Library	46.9%	42.0%	9.9%	1.2%

Q14. Stokes County Sheriff's Office. Please rate your satisfaction with each of the services provided by the Stokes County Sheriff's office.

(N=460)

	Very satisfied	Satisfied	Neutral	Dissatisfied	Very dissatisfied	Don't know
Q14-1. Overall quality of Sheriff protection	21.3%	40.2%	17.4%	4.1%	3.3%	13.7%
Q14-2. Professionalism of Sheriff's Office employees	24.8%	33.7%	18.5%	4.6%	3.7%	14.8%
Q14-3. Response time by Sheriff's Office to emergencies	14.6%	26.1%	22.8%	3.3%	2.8%	30.4%
Q14-4. Response time by Sheriff's Office to non-emergencies	13.7%	25.0%	24.1%	2.8%	3.7%	30.7%
Q14-5. Availability of Sheriff's Deputies patrols in your neighborhood	11.1%	25.9%	27.6%	8.9%	5.9%	20.7%

(WITHOUT "DON'T KNOW")

Q14. Stokes County Sheriff's Office. Please rate your satisfaction with each of the services provided by the Stokes County Sheriff's office. (without "don't know")

(N=460)

	Very satisfied	Satisfied	Neutral	Dissatisfied	Very dissatisfied
Q14-1. Overall quality of Sheriff protection	24.7%	46.6%	20.2%	4.8%	3.8%
Q14-2. Professionalism of Sheriff's Office employees	29.1%	39.5%	21.7%	5.4%	4.3%
Q14-3. Response time by Sheriff's Office to emergencies	20.9%	37.5%	32.8%	4.7%	4.1%
Q14-4. Response time by Sheriff's Office to non-emergencies	19.7%	36.1%	34.8%	4.1%	5.3%
Q14-5. Availability of Sheriff's Deputies patrols in your neighborhood	14.0%	32.6%	34.8%	11.2%	7.4%

Q15. If you live outside the municipal limits of King and Walnut Cove, please rate your satisfaction with the following items.

(N=460)

	Very satisfied	Satisfied	Neutral	Dissatisfied	Very dissatisfied	Don't know
Q15-1. Overall quality of emergency response provided by your fire department	29.1%	26.1%	7.8%	2.4%	1.5%	33.0%
Q15-2. Response times for fire department to emergency calls for service	27.0%	27.8%	8.7%	2.6%	0.4%	33.5%
Q15-3. Quality of emergency medical response by members of your fire department	27.8%	26.3%	8.3%	2.4%	0.9%	34.3%

(WITHOUT "DON'T KNOW")**Q15. If you live outside the municipal limits of King and Walnut Cove, please rate your satisfaction with the following items. (without "don't know")**

(N=460)

	Very satisfied	Satisfied	Neutral	Dissatisfied	Very dissatisfied
Q15-1. Overall quality of emergency response provided by your fire department	43.5%	39.0%	11.7%	3.6%	2.3%
Q15-2. Response times for fire department to emergency calls for service	40.5%	41.8%	13.1%	3.9%	0.7%
Q15-3. Quality of emergency medical response by members of your fire department	42.4%	40.1%	12.6%	3.6%	1.3%

Q16. Stokes County Emergency Services. Please CHECK ALL of the Emergency Services offered by Stokes County that you or members of your household have had contact with during the last year.

Q16. All Emergency Services offered by Stokes County your household members have had contact with during last year

	Number	Percent
Stokes County's 911 Service	151	32.8 %
Stokes County Fire Marshall	45	9.8 %
Stokes County EMS	128	27.8 %
None. I have not used any public safety services	283	61.5 %
Total	607	

(WITHOUT "NONE")**Q16. Stokes County Emergency Services. Please CHECK ALL of the Emergency Services offered by Stokes County that you or members of your household have had contact with during the last year. (without "none")**

Q16. All Emergency Services offered by Stokes County
your household members have had contact with during
last year

	Number	Percent
Stokes County's 911 Service	151	85.3 %
Stokes County EMS	128	72.3 %
Stokes County Fire Marshall	45	25.4 %
Total	324	

Q16a. Please rate your satisfaction with each of the services provided by Stokes County.

(N=177)

	Very satisfied	Satisfied	Neutral	Dissatisfied	Very dissatisfied	Don't know
Q16a-1. Overall satisfaction with services provided by Fire Marshall's Department	20.3%	24.9%	18.6%	2.3%	2.3%	31.6%
Q16a-2. Professionalism of 911 Operator	45.2%	31.1%	10.7%	4.5%	1.7%	6.8%
Q16a-3. Efficiency of 911 Operator	45.8%	28.8%	12.4%	4.5%	1.7%	6.8%
Q16a-4. Accuracy of information you were given during emergencies	40.1%	32.8%	13.0%	4.0%	1.7%	8.5%
Q16a-5. Overall quality of Emergency Medical Services (EMS)	47.5%	32.8%	7.3%	1.7%	2.3%	8.5%
Q16a-6. Overall EMS response time	43.5%	31.6%	9.6%	4.0%	2.3%	9.0%
Q16a-7. Professionalism of EMS staff	50.3%	28.8%	9.0%	1.1%	2.3%	8.5%
Q16a-8. Cultural sensitivity of EMS staff	34.5%	23.7%	16.4%	1.7%	0.6%	23.2%

(WITHOUT "DON'T KNOW")

Q16a. Please rate your satisfaction with each of the services provided by Stokes County. (without "don't know")

(N=177)

	Very satisfied	Satisfied	Neutral	Dissatisfied	Very dissatisfied
Q16a-1. Overall satisfaction with services provided by Fire Marshall's Department	29.8%	36.4%	27.3%	3.3%	3.3%
Q16a-2. Professionalism of 911 Operator	48.5%	33.3%	11.5%	4.8%	1.8%
Q16a-3. Efficiency of 911 Operator	49.1%	30.9%	13.3%	4.8%	1.8%
Q16a-4. Accuracy of information you were given during emergencies	43.8%	35.8%	14.2%	4.3%	1.9%
Q16a-5. Overall quality of Emergency Medical Services (EMS)	51.9%	35.8%	8.0%	1.9%	2.5%
Q16a-6. Overall EMS response time	47.8%	34.8%	10.6%	4.3%	2.5%
Q16a-7. Professionalism of EMS staff	54.9%	31.5%	9.9%	1.2%	2.5%
Q16a-8. Cultural sensitivity of EMS staff	44.9%	30.9%	21.3%	2.2%	0.7%

Q20. Do you think you will be living in Stokes County five years from now?

Q20. Will you be living in Stokes County five years from now	Number	Percent
Yes	359	78.0 %
No	19	4.1 %
Unsure	82	17.8 %
Total	460	100.0 %

Q21. Do you own or rent your current residence?

Q21. Do you own or rent your current residence	Number	Percent
Own	395	85.9 %
Rent	60	13.0 %
Not provided	5	1.1 %
Total	460	100.0 %

(WITHOUT "NOT PROVIDED")**Q21. Do you own or rent your current residence? (without "not provided")**

Q21. Do you own or rent your current residence	Number	Percent
Own	395	86.8 %
Rent	60	13.2 %
Total	455	100.0 %

Q22. Approximately how many years have you lived in Stokes County?

Q22. How many years have you lived in Stokes County	Number	Percent
0-5	70	15.2 %
6-10	39	8.5 %
11-15	26	5.7 %
16-20	36	7.8 %
21-30	92	20.0 %
31+	178	38.7 %
Not provided	19	4.1 %
Total	460	100.0 %

(WITHOUT "NOT PROVIDED")**Q22. Approximately how many years have you lived in Stokes County? (without "not provided")**

Q22. How many years have you lived in Stokes County	Number	Percent
0-5	70	15.9 %
6-10	39	8.8 %
11-15	26	5.9 %
16-20	36	8.2 %
21-30	92	20.9 %
31+	178	40.4 %
Total	441	100.0 %

Q23. Are you of Hispanic, Latino, or other Spanish ancestry?

Q23. Are you of Hispanic, Latino, or other Spanish ancestry	Number	Percent
Yes	19	4.1 %
No	435	94.6 %
Not provided	6	1.3 %
Total	460	100.0 %

(WITHOUT "NOT PROVIDED")**Q23. Are you of Hispanic, Latino, or other Spanish ancestry? (without "not provided")**

Q23. Are you of Hispanic, Latino, or other Spanish ancestry	Number	Percent
Yes	19	4.2 %
No	435	95.8 %
Total	454	100.0 %

Q24. Which of the following best describes your race?

Q24. Your race/ethnicity	Number	Percent
Asian or Asian Indian	2	0.4 %
Black or African American	21	4.6 %
American Indian or Alaska Native	3	0.7 %
White or Caucasian	419	91.1 %
Other	5	1.1 %
Total	450	

Q24-6. Self-describe your race:

Q24-6. Self-describe your race/ethnicity	Number	Percent
Appalachian	1	20.0 %
Latino	1	20.0 %
Mixed	1	20.0 %
Multiple races	1	20.0 %
Mexican	1	20.0 %
Total	5	100.0 %

Q25. What is the primary language spoken in your home?

Q25. Primary language spoken in your home	Number	Percent
English	421	98.6 %
Spanish	4	0.9 %
Bi-Lingual	1	0.2 %
Stokinese	1	0.2 %
Total	427	100.0 %

Q26. Would you say your total annual household income is...

Q26. Your total annual household income	Number	Percent
Under \$15K	38	8.3 %
\$15K-\$29,999	43	9.3 %
\$30K-\$44,999	47	10.2 %
\$45K-\$59,999	50	10.9 %
\$60K-\$74,999	46	10.0 %
\$75K-\$99,999	44	9.6 %
\$100K-\$124,999	51	11.1 %
\$125K+	63	13.7 %
Not provided	78	17.0 %
Total	460	100.0 %

(WITHOUT "NOT PROVIDED")**Q26. Would you say your total annual household income is... (without "not provided")**

Q26. Your total annual household income	Number	Percent
Under \$15K	38	9.9 %
\$15K-\$29,999	43	11.3 %
\$30K-\$44,999	47	12.3 %
\$45K-\$59,999	50	13.1 %
\$60K-\$74,999	46	12.0 %
\$75K-\$99,999	44	11.5 %
\$100K-\$124,999	51	13.4 %
\$125K+	63	16.5 %
Total	382	100.0 %

Q27. What is the highest level of education you have completed?

Q27. Highest level of education you have completed	Number	Percent
Some high school, no diploma	17	3.7 %
High school diploma or equivalent	135	29.3 %
Some college but no degree	102	22.2 %
Associate's degree	73	15.9 %
Bachelor's degree	79	17.2 %
Graduate degree or higher	44	9.6 %
Not provided	10	2.2 %
Total	460	100.0 %

(WITHOUT "NOT PROVIDED")**Q27. What is the highest level of education you have completed? (without "not provided")**

Q27. Highest level of education you have completed	Number	Percent
Some high school, no diploma	17	3.8 %
High school diploma or equivalent	135	30.0 %
Some college but no degree	102	22.7 %
Associate's degree	73	16.2 %
Bachelor's degree	79	17.6 %
Graduate degree or higher	44	9.8 %
Total	450	100.0 %

Q28. What is your age?

Q28. Your age	Number	Percent
18-34	81	17.6 %
35-44	83	18.0 %
45-54	87	18.9 %
55-64	89	19.3 %
65+	90	19.6 %
Not provided	30	6.5 %
Total	460	100.0 %

(WITHOUT "NOT PROVIDED")**Q28. What is your age? (without "not provided")**

Q28. Your age	Number	Percent
18-34	81	18.8 %
35-44	83	19.3 %
45-54	87	20.2 %
55-64	89	20.7 %
65+	90	20.9 %
Total	430	100.0 %

Q29. What is your gender?

Q29. Your gender	Number	Percent
Male	224	48.7 %
Female	230	50.0 %
Not provided	6	1.3 %
Total	460	100.0 %

(WITHOUT "NOT PROVIDED")**Q29. What is your gender? (without "not provided")**

<u>Q29. Your gender</u>	<u>Number</u>	<u>Percent</u>
Male	224	49.3 %
Female	230	50.7 %
Total	454	100.0 %

6

Open-Ended Responses

Open-Ended Question Responses

Q1—"Other": Please CHECK ALL of the reasons why you choose to live in Stokes County.

- At the time we purchased 12yrs ago, it had lower tax rates
- Born here
- Born here
- Born here
- Born here
- Can't move
- Church
- Equal distance to larger towns (from Lawsonville)
- Family land
- Friendliness in Walnut Cove. Is none other!!!!
- Friendly Hometown feeling
- Grew up here
- Grew up here
- Had to move in with family
- Hanging rock close to pilot mountain nice older downtown area
- Home is in my family for six generations
- Grew up here
- I have always lived here
- I was born & raised in Stokes County. I love the land & the people. Good place to raise my children.
- IT FELT SAFE, UNCROWDED
- Job required housing
- Job transfer
- Just where I was born and have family here
- Lived here most of my childhood.
- Love being around the lifelong citizens of Stokes County
- Love the country settings but don't appreciate the low pay wages for the drug problem and theft the younger groups taking hard working people stuff they have no opportunities for success Surry and Stokes county needs to reinvest in the rural areas of jobs that pay better for one surviving to live in these areas!
- Married a Stokes County fella. He passed away in 2014 and I'm still in our home. Been here 27 years.
- My family moved here when I was a toddler & we've just been here since.
- My father moved here
- No emissions testing. Reasonable residential county inspections for home renovations. Beautiful topography. Not an excessive amount of stinky animal farms like Surry.
- Not a highly congested area with multiple apartment, townhomes can huge housing developments
- Proximity to church and family
- Proximity to state parks and rivers

- Quiet
- Sentimental reasons due to land/farm being in family for multiple generations.
- Simply Stokes offers beautiful views.
- Stuck here
- The natural beauty of Stokes is near and dear to me
- The people
- We wanted to live in a rural, conservative county. Tired of democrat controlled cities going to the dogs!
- Where are my home is

Q17—"What are you MOST CONCERNED about as a citizen of Stokes County?"

- Access to healthcare in northern stokes county. The nearest ED is Danbury and it is in need of funding and upgrades
- Accessibility and accountability
- Accessibility; there are NOT enough sidewalks for carless folks like me to safely traverse my city! The sidewalks are only in random patches that don't actually connect to the openings of neighborhoods so people can actually walk to the store or to work; keeping more cars off the roads to help with reducing car congestion + less pollution from car exhaust + saving Stokes County citizens money on gas! I am also concerned about the streetlights contributing to light pollution, we NEED to go back to yellow bulbs, & they NEED to only shine towards the ground! We won't be able to see the stars anymore if this keeps up!
- Age of schools facilities
- All good
- All of the cheap built, housing developments
- Animal control staff turnover
- As growth increases, it is getting harder to get out of Laurice Glenn (private turning left)
- As this nation/ world slowly transitions from fossil fuels to more environmentally friendly sources, I feel people who choose to transition now, should not be penalized with higher taxes, i.e., electric vehicle ownership. In fact and for the sake of our children, there should be encouragement and incentives.
- Availability of broad band access to the northeastern part of the county. Totally dissatisfied that no one at the county level can seem to get broad band access to the side roads. I don't have access to Spectrum and I refuse to use Bright speed due to things I have heard. I might as well live in a cave.
- being unaware of grants and major developments that the county is choosing
- Better health care & facilities to serve rural people (less populated areas). Keep schools in communities. Better pay for schools & staff of Stokes County. Keep it competitive so good ones stay here. Support communities.
- BETTER HEALTH FACILITY AND EDUCATIONAL PROGRAMS-INCLUDING HOMESCHOOL
- Building of subdivisions and infrastructure to support it
- Careful planning in order to maintain the rural nature of the county. Being more progressive with county wide ordinances like establishing one for light pollution or light trespass from one property to another.

- Cars driving too fast and city and surrounding
- Clean air and clean water. Education for the next generation in Pine Hall.
- Closing schools
- Community growth.
- Community programs for our elders
- Congestion, water bill, specifically sewer-infrastructure
- Control the crime. Too much over development
- Controlled growth
- Cost of living increases
- Crime
- Crime
- Crime and roads in western part of the county
- Crime is going up
- Crime prevention, open spaces, forestry preservation
- Crime rate increases-Maintaining care for schools, roads, crime when the new houses are added. Not rural any more.
- Crime rates rising as population grows
- Crime, drugs, homelessness, increase in population that exceeds the usable capacity of our infrastructures.
- CRIME, ROAD CONGESTION
- CRIME/DRUGS
- Crowded schools and congested roads
- Crumbling schools, low paid teachers, people leaving our public schools
- Cuts and quality of rural EMS and fire when we fund coop extension and only a small few benefit from services such as the extension office
- Development of land
- Development without sufficient infrastructure, loss of rural aspect, traffic
- Different nationalities moving in.
- DRUG DEALERS
- Drugs
- Drugs
- Drugs and safety for our children
- Economic development and getting Golden Leaf money back to our county. We could use those funds to help businesses get started and nobody is paying attention. We can't sustain the status quo!
- Economic development. Educate new businesses as they are starting out. Planning/zoning should be more helpful instead of such a hurdle. They can very difficult to work with.
- Economic future- many buildings in disrepair and lack of businesses to provide jobs
- Economic growth, stalling out. Need town to keep growing.
- Education
- Education
- Education King's growth is affecting the schools. Must build new school for King Elementary.

- Education for our children.. I would rather see North and South repaired and kept as is. And spend the money to offer more classes and better teachers. You can learn in an old build as well as new. If you owned a house that was 60 years old you wouldn't abandon it. You would keep it up and that is what we should do for our school. I took cosmetology at North and it has been my career for almost 43 years. I think it is time to offer it again as most of us are nearing retirement. And more for the boys as well. Used to have. Auto body, welding and auto mechanics. Everyone can't afford college. Thanks
- Education for the growth and potential closing of schools.
- Education-public schools being closed/merged/moved
- Effective use of our tax dollars. The answer to every issue by government is ALWAYS more money, but that never seems to solve anything.
- Emergency shelter. Bomb shelter.
- EMS deployment strategies are extremely flawed leading to extreme response times. Fire service is out of control regarding lack of staffing and siloed spending methodology. There is essentially zero economic development actions to bring quality businesses to the county to provide local jobs and share in the tax burden.
- Encroaching municipalities
- Enough sheriff's to adequately patrol the whole county
- Environmental conditions (e.g.,, rusted non-inhabited mobile homes, sheds, garbage on sides of roads); Communication of county-wide events or availability of diverse events/activities.
- Equal consideration of all citizen concerns about economic development. Support for children, the elderly, small businesses and medical care access especially in the northern and eastern sides of the county.
- Excessive growth in the King area.
- Excessive growth, increase in subdivisions, rapid population increase
- Fair representation for the county's schools
- Fair spending of tax money
- Fairness of allocated funds to benefit the education and safety of all children, especially northern Stokes County.
- Fire
- Fire risk
- Food prices
- Future students education
- Getting over populated and losing the reason I moved here.
- Grand water, waste management, child, education, keeping our rural lifestyle, taxes, going up on property that we have not sold, but is now inflated.
- Growth
- Growth bringing trashy, looking town and crimes
- Health care
- Health care. The board of education are idiots. They don't care about schools needs except from the area each one is from, and what they can do to look good. Stupid decisions and waste money
- Heavy traffic

- High county taxes!
- High property tax
- High taxes
- High taxes
- Hospital availability.
- I am concerned about the MASSIVE overgrowth of King. There has apparently been zero thought given to basic infrastructure, especially water and sewage. Police, fire, and emergency health services will be hard pressed to keep up with this violent increase in population.
- I am concerned with these questions most of all. To change what has been for a very long time would be a disaster for the life that Stokes county offers. My family has been here for over 200 years a life long Stokes County resident. These questions concern me. If the plan in the future is to build new schools, new schools don't improve education. If the plan is to invest in parks, it will be a waste of tax payers dollars. Because most Stokes county citizens don't get to use the parks because of the tourist. Only certain businesses prosper and the money doesn't get to reach the hands of the citizens. If the plan is zoning, zoning is the reason we don't have more business in the county now... To much government regulations. If the plan is to get rid of the volunteer fireman, that's fine just be ready to pay the price. I totally understand that government doesn't care what the insurance rating means to the citizens. If the plan is to change the fire marshals office, you better look what the agency does for the citizens of the county. If the plan is to do away with and sub it out. You better look at the care lost and the obligation to serve that will no longer be there... If you haven't been there and haven't seen it you'll never know.
- I am most concerned about safety/law enforcement, EMS, fire. Big city issues, drugs, traffic, murder, crime
- I am very disappointed that there is no recreation center similar to a YMCA in my area.
- I did not want the county to pursue growth at any price. Commissioner and politicians are not looking out for the average family interests.
- I had a bad experience with one Deputy in the past. I called on a former neighbor who threatened me when I was 63 and I got pepper sprayed standing in my driveway. Have had bad experiences with the director of animal control who sided with the New York transplants that aggressively called on me after not ever speaking to me or letting me know they had a problem and singled me out from other pet owners. He actually raised his voice at me and after that kept raising fines so I could no longer get my pets back and had to leave them at the pound. I was afraid of having a breakdown and he was heartless towards me. The rest of the staff are great, caring people. It was only Tommy Reeves that treated me like a criminal when I was already working on the problem as best as I could. A problem that I had no control over due to long term illness plus being elderly. He has no sympathy for locals.
- I love living in Stokes County
- I want to see the county grow responsibly, yet I see many houses being thrown up on small pieces of land.
- I'm concerned that tax dollars aren't being allocated where they're needed most. I feel like County Commissioners, school board members, and Brad Rice (superintendent) all have personal quarrels. These quarrels are affecting the quality of services provided to citizens and funds are being allocated inappropriately because of personal grievances. I've lived in Stokes my whole life, if it weren't for family I'd leave and never come back. I'm also greatly concerned about the

substance abuse problem and the lack of services for those suffering from addiction. To receive legitimate treatment, substance abusers have to go out of county.

- IMPACT OF HOUSING RGOWTH ON ROADS AND WATER TREATMENT ALONG WITH PUBLIC SCHOOL OVERCROWDING
- Improve schools
- Improve zoning regulations, environmental sustainability, and improve school conditions
- Increased property tax.
- Increased taxes
- Increased taxes, rapid expansion that destroys the peaceful culture
- increasing cost of public utilities
- Influx of more housing and people at to fast of a rate
- Jobs, schools, parks and BOC & BOE who put citizens first.
- K-12 education and ensuring our next generation is prepared to lead and take care of us
- Keep the hospital available to Stokes County citizens.
- Keeping crime low.
- Keeping our hospital
- Keeping Stokes County rural
- Keeping Stokes County Rural.
- Keeping the area clean and beautiful
- Keeping the country charm as we go into future endeavors.
- Keeping the positive good things while providing for the education and growth of the younger generation.
- King is apparently growing as many building sites. Make sure services grow accordingly.
- King is growing too fast
- King seems to be growing too fast with poor quality tract home builders invading the County. Other areas seems to get less attention (i.e. Germanton Park needs a major overhaul, Walnut Cove does not have a play ground). Additionally zoning meetings are rarely publicized as well as other meetings.
- King's City water is too expensive
- Lack of a well designed growth plan with no long term planning for infrastructure or attention to the environmental impact of large developments which are built on clear cut lands. Part of the Stokes charm are it's trees and wildlife. As we see multiple developments rise there does not seem to be any constraints on preserving trees and no requirements for greenspaces or a certain number of trees per acres of development. We came from the Raleigh area and watched many of the towns around that area turned into acres and acres of houses built on postage stamp sized lots. No attention to green spaces or road development. It took me a hour to drive 7 miles to work. I would hate for Stokes to take that same path.
- Lack of accountability of how school taxes funds are utilized.
- Lack of acute care services in King
- Lack of available shopping center
- LACK OF BROADBAND ACCESS TO RURAL AREA SIDE ROADS
- Lack of health access in the northern area of the county. Lack of child care also in the northern area. Since the daycare closed in around 2008 at the hospital there has been none.

- Lack of high paying jobs and drug use being rampant throughout the county.
- Lack of internet service in my area. Ten minutes from King and cannot get ANY quality internet service.
- Lack of parks and playgrounds in Walnut Cove.
- Lack of proper economic development, Lack of any affordable housing, Lack of programs and business training designed to keep our young people vested in the future of Stokes County.
- Lack of quality affordable housing for our you couples and elderly.
- Lack of roads for increased traffic in the King area
- Land being developed
- Land use development and control
- Law and order
- Laws enacted in private
- Leadership is old fashioned, hardly can use email, don't research important topics (and consult with local experts) before making decisions
- Less new homes; no apartment living in King, make county dump for large items, not just household trash; free to dump no fee
- Limited options for the elderly
- Limiting growth of population in our county
- Losing the country feel while trying to grow a tax base
- Lower taxes
- Maintaining the quality of life and respect for our loved home citizens
- Making sure that the Stokes County Sherriff's department patrols our neighborhood and surrounding businesses on a regular basis. Being a widowed Senior Citizen, this makes me feel more safe.
- Medical services in eastern Stokes
- Minimal forward thinking. Minimal investment in the future
- Money is Stokes county
- Money to build a hospital in wasting of Danbury
- Monitor housing developments And enhance green spaces and parks
- My children's school
- Need a hospital here in King that is open 24/7
- Need a new middle school.
- Need for another middle school, the traffic that will be coming to king
- Needs to be a better court system as far as getting the drug dealers off the streets and keeping them off not giving them a slap on the wrist and then them getting released back
- Never see a deputy, they stay in King/Danbury/Walnut Cove. Turnover in all emergency services related departments (sheriffs office, communications, EMS) EMS is due to toxic leadership. There's still some other department heads that exhibit poor leadership capabilities that needs to be either coached into better leaders, retire, or be terminated. Our rural fire departments are also in poor shape. They fraudulently spend money, given out left and right by the fire commission with no accountability. Volunteerism is dying, the part time staff they have working here and there is hit and miss and citizens aren't receiving the same uniform delivery of service across the county. Two departments hold the most debt in the county, and still get money hand

over fist. One department has full time staff and had money earmarked for another full timer, never hired anyone and pocketed the money. I'll say again THERE'S NO ACCOUNTABILITY and CORRUPTION in some departments. Further, some departments who've hoarded money; a few have between \$200,000 to almost \$500,000 still get the same operational money that departments who've not hoarded have very little fund balance money. One department has replaced the same tanker-twice and now their oldest front line apparatus is around a 2010 model of memory serves me correct. Why is the fire commission doing this? Where's the accountability? The one department who has no full time staff working now but has money for two full timers can't meet the requirement of being a fire department and should be on probation due to no response to a structure fire but there's no accountability for that either. The county needs to accept the fact that it's going to have to take over some-not all departments or force mergers somehow with these poor performing departments with other departments as a temporary fix. One in particular needs to merge with King Fire department. The voters have a hard time understanding civics, the sales tax increase was a no brainer, the Republican Party inadvertently hurt itself over village crying about not raising taxes, getting rid of big government, etc. We done it to ourselves.

- No public transportation. Very poor sidewalks. Not enough sidewalks. Walnut cove n King
- No vision. Stuck in the past
- Non-business land is becoming increasingly unavailable, as large corporations are buying large portions. The area I live was described as a food desert, by a company wanting to put a new location in. Many locals disagreed with the idea of letting them build here, and yet, it is here. Despite being put in to remedy our ""food desert"" status, the goods sold there are minimally helpful to locals experiencing hunger hardships. Many of the goods sold are low nutrition, highly processed goods, that have no real value. If there is a shortage of healthy food somewhere, the answer should be to bring healthy food to the area, not to make a quick buck of the people you claim to help.
- Northern Stokes schools
- Not enough deputies
- Not enough deputies. Should be more working a shift.
- Not enough economic development in our tourist areas. Not being attractive enough to keep visitors in our county to spend money.
- Not enough options for disabled people; not enough good employment
- Our kids and their future
- Our schools, facilities are not maintained until they are crumbling. Not enough money to fix all aging problems.
- Out of control spending that will lead to tax increases in the county. Closing schools
- Over crowding of schools, need new facilities,
- Over development
- OVER DEVELOPMENT
- Over development in the entire county. Taking away our country living and ruining the beautiful outdoors.
- OVERGROWTH OF KING
- Partisanship in elected official. Fear of elected official.
- Personally, the lack of handicap assistance, such as downtown parking, outdoor recreation.

- Places in Danbury/Lawsonville/Sandy ridge to take our kids to play other than elementary schools!
- Political corruption (county commissioners)
- Pollution from Duke
- Poor condition of schools.
- Preserving rural environment and farm land and wilderness
- Pricing on food is too high, gas prices, water bill is high to live in Stokes County.
- Promoting public education; programs, and facilities
- Proper use of tax collections/remove and reappropriate of its use
- Property prices and taxes
- Property taxes need to be eliminated
- Property taxes, road conditions
- Protection from speeder in our neighborhood
- Protection of agricultural connection to the land.
- PUBLIC SAFETY
- Public Schools and the lack of performance by the superintendent. Our teachers also do not get the pay that they deserve. Between the two, it is hard to keep a great educator.
- Quality of Education, and diversity among the county commissioners
- Quality of life K-12 education, reading, math
- Rapid housing construction-how it will impact schools, roads, and services
- Reputation of being uneducated and low economics
- Rising taxes
- Rising taxes. The drug problem. And the county handing out Suboxone for free.
- Road ways and mowing and cleaning on the sides off the roads for clear view at stop signs. The sanitation sites (dumpster) (green box sites) and land field should be open and available all day on Saturday until 7. Close them on Sunday and Monday but open 7 to 7 Tuesday through Saturday.
- Roads in King
- Roads/sewer keeping up with growth
- Rural Fire Departments and the continued decrease in volunteerism. A good source of public education and facilities for education.
- Safety
- Safety
- Safety Crime rate Medical personnel and facilities
- Safety of my family
- Safety, Emergency services, healthcare access & open communication by County Officials
- Safety, transparency of all tax and funding
- School system
- School system
- Schools
- Schools
- Schools
- Schools
- Schools

- Schools ... Facility wise
- Schools and lack of a physician/ hospital to most of county
- SCHOOLS ROADS BRIDGES
- Selling and refining of land to utility companies or other companies which create toxic environment or destroy natural beauty
- Services for the elderly
- Sewage treatment in the city of King to reduce water bills.
- Sheriffs department and deputies, they are bullies that hide behind the badge
- Sheriffs department. Part-time sheriff deputies. I feel all should be full-time.
- Sheriffs dept doesn't arrest persons who have felony warrants on them. Fire department in Pinnacle does not run the majority of their calls. My children have been out of school due to water issues at South Stokes.
- Sheriffs not helping when needed.
- Stokes Co. is currently being managed by idiots.
- Stokes county is growing fast and pricing out locals. There's also a huge drug issue here.
- STOKES COUNTY NOT STAYING RURAL. WE DO NOT NEED TO BECOME URBAN
- Taxes
- Taxes
- Taxes
- Taxes
- Taxes going up
- Taxes have increased but services have decreased. We lack integrity and/or training in our sheriff department. We need better resources to protect/educate regarding mental health. More training regarding domestic violence victims is imperative.
- Taxes on my property keeps going up. Property value keeps going up, it isn't fair
- Taxes, Drugs and crime. The amount of animals dumped and lack of spay / Neuter. Lack of criminal charges for animal cruelty. The terrible laws pertaining to animals.
- That the local LEO and EMS will not have the resources they need to continue to respond effectively.
- The ability to pay taxes, value for tax money
- The age of the school buildings is number one the lack of zoning and zoning enforcement is number two
- The banking of books, lack of youth mental health services and lack of financial support for public education.
- The City of King ignoring how fast the city is developing and refusing to adjust infrastructure and water services, and also refusal to raise taxes which means they are cutting into emergency funds
- The commissioners have done nothing that they ran on. Novant taking over the hospital is at a stand still and what happened to the grant to build a new hospital in Danbury.
- The continued loss of things that brought us here-pastoral views, the approval of neighborhoods with what i call tacky, look alike houses that ruin the views of our city. The charm of king is being lost daily

- The county emergency services being understaffed due to scheduling and being underpaid. The Sheriff's Department provides the best services possible for being understaffed. Every interaction I have had with them has been pleasant and I feel that they truly want to help our community. EMS is understaffed and is in need of a better schedule such as the proposed 24/72 schedule but the take home pay needs to stay the same as it is now because if you take away money from the paramedics most of them will leave and the county cannot afford that to happen. EMS in this county is very progressive and requires highly skilled and "seasoned" personnel to appropriately conduct these medical procedures. If the pay gets cut you will only have fresh out of the classroom paramedics who do not have the necessary experience to know when to perform these skills when the intervention is not "textbook obvious". The interventions that EMS performs will save lives but in the hands of an inexperienced paramedic that makes a mistake or uses the intervention at the wrong time can kill a person very quickly. Just to be clear paramedics can do more procedures than a nurse can and they are expected to do perfectly while in an unstable/dangerous environment. Emergency services should be at the very top of the priority list and should be where the county spends the most of tax payers money because they save the taxpayers lives. Without taxpayers there will be no taxes to be collected.
- The county growing too fast. King is growing too fast and not enough infrastructure to support new people.
- The county is becoming overcrowded with more people moving here daily. Too much land development/housing developments. Too much traffic, backed up traffic at lights, not enough turn lanes (need a right turn lane off Mtn View Road/E. King Street BADLY. Need a left turn green arrow light coming from Hwy 66 turning left onto Mtn View Road BADLY. Need road repairs for holes/cracks. Not enough parking downtown/overcrowded. SPEEDING! Mobeds and other vehicles on main roads illegally. HOMELESS PEOPLE LIVING IN THE WOODS!! Animals running around all the time with no supervision.
- The county manager taking money from fire departments
- The county VSO needs more staff. They do a great job with what they have.
- the crazy hike in property values! never, has the value been based on "market value"...and a senior citizen, who has paid off their home, should be able to live in their house property tax free. it's like you are trying to run off all the senior citizens.
- The disjointed and insensitive nature in which our Board of Commissioners and Board of Education are conducting business. Very disrespectful towards each other and especially how the Board of Education and school system is handling our schools.
- The increase in crimes especially drug related, and gang related. I am not comfortable being out at night, shopping etc. I am nervous when my teenage grandchildren are out alone. I fear for my children and grandchildren when they are out or even at work. I feel the county does not communicate the criminal activities that are present in our community, and we only learn about them from those who were impacted.
- The lack of care at animal shelter that is supported by commissioners. Seems like we are going backwards in care and laws.
- The lack of following through with plans that have been stated that the county would do. Example, the new animal shelter.
- The lack of jobs in Stokes County
- The lack of schools and funding outside of king for the rural communities

- The lack of support for farmers, especially young and first-generation farmers who are actively working to bolster local economies and support the Stokes community. Also the over-emphasis on King, Walnut Cove, and Danbury that excludes other areas of Stokes County, particularly the Northwest region.
- The loss of green open spaces in the county that are being lost to development. The rising land prices are concerning as someone who wants to pursue agriculture in the future.
- The loss of our woods and wild places to development
- The number of homeless being built and the lack of infrastructure
- The overcrowding and large amounts of developments coming up everywhere
- The plans for a nuclear reactor plant to be built!
- The political climate
- The power with no oversight the superintendent of our schools has and the power DSS has with no oversight.
- the quality of care for older citizens
- The quality of the schools
- The raising of property taxes every couple of years.
- The rapid growth and losing the rural feel.
- THE RESISTANCE TO GROWTH AND CHANGE
- The sewage and too much traffic on the roads
- The state of the school buildings and the way school closings are handled.
- "The Stokes County Animal
- shelter needs new management."
- The Stokes county logo. A factory with smog coming out and a tobacco leaf does not represent the county well. Something like Hanging Rock would be more appropriate.
- The theft and drug problems in the county
- The water bill
- There are no biking or walking trails other than Hanging Rock. We are driving to Mt Airy/Surry County and other surrounding communities to exercise outside with our bicycles. Mt Airy has an 8 mile trail that's completely paved. It has 16 places to start and stop. Something like this is vital to Stokes County to get people to visit our county.
- To much growth to fast
- Too crowded
- Too much development and loss of rural landscape.
- Too much farmland being used for development
- Too much growth too fast.
- Too much subsidized housing
- Too rapid growth
- Traffic
- Traffic and walking trails
- Traffic controls/directions in downtown area/Ingram. Cleanliness of park bathrooms, wages of all emergency personnel
- Traffic issues as the city of King grows
- TRAFFIC MANAGEMENT

- Traffic signals and markings
- Traffic, need traffic circles now
- Uncontrolled development.
- Uncontrolled to growth
- UNPLANNED OR POORLY PLANNED GROWTH
- W STOKES HAS NO PARKS, TRAILS, LIBRARY, SENIOR CENTER, GROCERY STOREM HEALTH CLINICS, HOME IMPROVEMENT STORE, COLLEGE
- Walmart
- Water
- We have a toddler, and the one reason we are considering moving is that the public schools are not as good as they could be.
- We need a hospital in Stokes like Clemmons, Kernersville or Davie County INSTEAD of us having to go to one of those places when we need help. Don't like going to urgent care where there is no doctor just NPR.
- We really need a nice park a bigger park than what we have in Walnut Cove. Somewhere all the kids can come together and play. And a nice walking trail. Now we have to go up to Germantown to the park to walk. It would be nice to have a nice one in Walnut Cove.
- We used to be a small county, now we are building more houses that are too expensive and getting too many people
- Why did it take a year to fix Hwy 89? Will we have issues again when the next road falls off the mountain?
- With growth comes the need for more deputies and EMS personnel.
- You should allow Tiny homes that are not “stick built”. I would love to convert a shed to a tiny home and feel like the country has no right telling me what I can live in outside city limits. Not everyone in King is rich.

Q18—“What do you perceive to be the BIGGEST THREAT to quality of life in Stokes County?”

- # of new housing developments
- (Unethical politics). (Closed mindedness pertaining to economic development and lack of emphasis on this, and funding) lack of business education designed to keep our young people vested in Stokes County. Terrible communication between Stokes County, City of King, Town of Walnut Cove. (No Infrastructure which would bring significant revenue)
- A nuclear power plant!
- ABC store; drugs
- Agility to adapt and promote proactive approaches based on best practices. Embracing technology and willingness of elected officials to make decisions that are future facing and not based on a the handful of those that complain. “I don’t want to hear from mad people.” It’s what you signed up for!
- Aging schools
- All good
- AN INCREASE IN POPULATION
- Appreciation for each persons potential to contribute to life no matter their status or background.

- Attempting to maintain the status quo without planning for future changes
- Big box stores and these condos going up everywhere
- Big business and overgrowth.
- Big neighborhoods
- Breaking and entering. Drug dealing, use, and abuse. Let's clean it up. These people need help. Promote the family values and get people volunteering to build their resumes. They need respect and self confidence about parenting.
- Building to many houses, moved here to get away from. Now house are going up every week
- Closing schools
- Closing schools
- commercial development
- COMMISSIONERS
- Congestion, overbuilding, improper planning
- Congestion; Safety; Litter; Lack of enough public safety staffing (e.g., EMS, fire fighters, deputies, etc.)
- Controlled growth
- Cookie cutter housing neighborhoods.
- Cost of life. Spending more money on taxes and groceries and anything else will lower income and make it harder to have quality of life.
- Cost of living
- Cost of living and crime
- County leadership failing to make necessary improvements and advancements solely in the name of keeping taxes low; moronic partisan behavior that is a disservice to all citizens.
- County manager and fire marshal office
- Crackheads
- Crime
- Crime
- Crime
- Crime
- Crime
- Crime
- Crime
- Crime
- Crime
- Crime
- Crime
- Crime
- Crime and drugs.
- Crime and drugs.
- Crime and over development
- Crime increase, tax increase and over development.
- Crime Increasing
- Crime is merging our way by the day
- Current County Commissioners.
- deers
- Developers coming in and developing farmland for housing developments.

- Development
- Development and Increased housing boom in King.
- Development of land
- Diversity
- DRUG USE
- Drug users and low paying jobs
- Drugs
- Drugs
- Drugs
- Drugs
- Drugs
- Drugs
- Drugs and corruption in the government and judicial system
- Drugs and crime
- Drugs and poor education
- Drugs in our community which leads to crime
- Drugs, crime, and no availability of quality jobs
- Drugs, increased crime and too much expansion for our infrastructure.
- Drugs, petty crimes, overpopulation in traffic
- DSS not stepping in with home life situations.
- Duke Energy contamination, Solar panels, Selling too much land to developer's
- DUKE ENERGY, NUCLEAR PLANT
- Duke Power and are they regulated?
- Duke power and loss of land to industry and large housing companies
- Education
- Education
- Elected officials serving self-interest.
- Eliminating schools
- Environmental damage
- Everything going to king all the best goes to King stripping the rest of the county.
- Extended road closure times.
- Extreme amount of drugs in rural county. Sheriffs office doesn't seem to be making any progress getting drugs out of the communities.
- Farms being sold to developers for cookie cutter, overpriced housing
- Fast population growth
- Fire
- Fire
- Flooding ditches in my neighborhood
- Food scarcity
- Forest and land being destroyed
- Government. And the man that says I'm from the government and I'm here to help.. quoted by Ronald Reagan.

- Greed & low availability of jobs & housing. Keeping services here for the younger generations in Stokes.
- Growing numbers in King and causing crime to go up
- Growing too fast
- Growing too fast. Unchecked ambition of business people who care about their pockets and not about the citizens or destruction of the community they cause.
- Growth in a quarter of the county which has three quarters of the population.
- Health care
- Health of the children in Sandy Ridge school, where there are dehumidifiers in the classroom and children have lots of sickness.
- Healthcare
- Healthcare
- High property tax
- Higher taxes and revaluation. Its going to be hard on those that are retired on fixed incomes.
- Homeless population and crime!
- Hospital availability near Danbury , Sandy Ridge, Dillard area.
- Housing development
- I am concerned about the MASSIVE overgrowth of King. There has apparently been zero thought given to basic infrastructure, especially water and sewage. Too many developers (or perhaps just one or two greedy ones?) are selling King at the expense of its existing residents. The infrastructure cannot support the population now, let alone the population if all the new housing developments are filled.
- I am concerned that big city issues will begin to collect us more and more as we continue to grow
- I don't know about a threat, but it would be really nice for the people that live in Stokes County in Walnut Cove. to have a big park for children to play at and parents to hang out at with their children and also a place to walk their dogs.
- I guess the biggest problem would be dangerous opioid and heroine addiction
- I know the County owns the hospital property, but why can't it be sold to a company that actually desires to upgrade the facilities and bring some "give a shit" to the residents/patients? Take the money and wash your hands of the whole issue!
- I think the biggest threat is drugs
- If services can't keep up with growth.
- Illegal drugs, immigration
- illegal immigrants
- Improper infrastructure, poor water maintenance, houses are unaffordable
- Increase tax "with no return on investment" and population.
- Increased lack of response from certain rural fire departments.
- Increased population and approval of developments
- Increased traffic.
- Increasing taxes and lack of living options driving out younger Stokes county residents.
- Influx of low-income housing and public transportation from Forsyth County

- Kicking the can down the road regarding the tough decisions that no one wants to make. Someone needs to get us on track with an economic strategy that works to improve our run down county. I believe three of the commissioners have made valant strides to accomplish that. Transparency and accountability can go a long ways.
- King
- King and surrounding areas unchecked growth
- King district will take most all of resources in the future
- King police department response and unprofessional escalated behavior and how that will effect a growing population in King. Also road and traffic capacity and sustainability with continued building and growth.
- Lack of a long term growth plan.
- Lack of acute care services in King
- Lack of animal services
- Lack of businesses and low pay for teachers and teacher assistants
- LACK OF DEVELOPMENT IN NORTHERN PART OF COUNTY
- Lack of diversity among leadership
- Lack of interest in promotion and advocacy for education and learning
- Lack of investment in k-12 education, personal grievances with politicians and appointed officials affecting funding. Substance usage
- Lack of jobs and dining establishments, internet access, educational opportunities-we will not grow population wise without these.
- Lack of jobs and kids need trade schools for preparation.
- Lack of response
- Land being taken away by housing, shopping centers, and storage units
- Large number of people moving into county
- Large scale growth without intelligent planning
- Latinos
- Law and order, over taxation
- Lay
- Limited access to healthcare
- Losing senior center funds
- MAGA
- Maga republicans
- Money and use of tax dollars
- More and more people moving to Stokes County
- More new homes being built need more schools
- More retail opportunities
- Need medical and mental health places besides King
- New homes being built which is make Stokes County overcrowded and more traffic in the area.
- New people
- No communication between county and citizens
- No economic growth and no good paying jobs
- No jobs

- No water or sewer
- Not being able to handle growing population
- Not being able to live here because everything is high to survive.
- Not building a hospital on Moore Road in King
- Not enough jobs to keep young people here.
- Not enough patrolling in trouble neighborhood
- Not having county water, we pay for Forsyth County
- Not keeping up with the changes and advancements in technology and the current needs of the county.
- Not raising taxes enough to provide the services a municipality should for its constituents. Education, planning, EMS, etc.
- Old leadership ideas.
- Old mindsets will destroy or not allow new/forward thinking
- Opportunities for young families to have access to decent buildings for their child's education.
- Our children needed updated schools. I know it takes money, but they need to be thoroughly evaluated and updated.
- Outdated and inadequate water treatments/supply
- Outside influences-wealthy, changing the county culture. I do not want continued and increasing regulations and rules.
- Outside interest using Stokes for their own gain and profit
- Outsiders from different counties moving here and who want to influence their ideals on how Stokes County should be.
- Over crowded
- Over crowded
- Over crowded
- Over developing the county
- Over developing with lack of adequate water and sewer systems and road systems. Schools for children who move here.
- Over development
- Over development
- Over development
- Over development and becoming like Winston or Kernersville
- Over development of King
- Over development, keep it rural
- Over population
- Over population
- Overcrowding due to increased living accommodations in King and too much traffic
- Overcrowding in the King area
- OVERDEVELOPMENT
- Overdevelopment, Inadequate infrastructure (King)
- Overdevelopment, trying to be a big city, which is not why we choose to live here.
- Overgrowth, too many new people, houses built, becoming Winston Salem

- Overcrowding (people, new homes being built) in the county. The county, once of rural character, is experiencing gradual demographic and economic shifts that suggest a modest trend toward suburbanization. Unfortunately, with suburbanization comes negatives, such as higher crime rate, loss of forests and grassland meadows and farmland, increased air pollution and emissions. Stormwater runoff: Paved surfaces reduce natural absorption, increasing FLOOD RISKS and water pollution. More traffic congestion: As population grows, roads may become overcrowded unless infrastructure keeps up. Rising property taxes and housing costs: These can push out long-time, lower-income residents.
- Overpopulation
- Overpopulation and traffic
- Partisanship in elected officials.
- People coming from Winston Salem to break in and rob hard working people and people moving here from other states trying to force their ideals on everyone else
- People having to travel so far taking their children to school and the in ack of classes being offered at North Stokes.
- PEOPLE THAT MOVE HERE WANT TO CHANGE WHAT WE HAVE HERE
- People who don't care enough about themselves or others to not dump trash. Literally this invites disease, damages our mowers when we try to keep the grass low to minimize ticks. Since a lot of the trash is liquor bottles and used condoms, I am assuming there is potential criminal activity that I am not aware of.
- People who have criminal backgrounds living in my county.
- People working remotely/outside of Stokes county buying huge parcels of land for million dollar homes that negatively affect the property taxes of the surrounding communities and generational residents of Stokes county who are working and spending within the county.
- perception of the educational system
- Political agenda
- Politics and partiality shown to King and Walnut Cove
- Pollution by Duke
- Poor education
- Poor planning and backward thinking. Climate change.
- Poor public school systems
- Poor support of Public education.
- "Population explosion and how it will
- Effect schools."
- Population growth
- Potential destruction of environmental health in our natural spaces through overdevelopment and lack of protective policy and potential destruction of our education system and public places of education such as libraries due to loss of government funding and protective policies.
- Property prices and taxes
- Rapid growth in King without considering roads and schools.
- Rapid growth without new schools or new roads to handle population
- Republican kiss ups
- Rick Morris

- Riff raff that comes from section 8/subsidized housing
- Rising taxes
- School system is out of touch with reality and needs a major overhaul from the top / teachers are trying and parents are trying but discipline and control within the school is lacking.
- Schools
- Schools getting worse, prices going up
- Selling off our farmland
- Sheriffs dept not taking persons into custody who have felony warrant(s). Fire department not responding to calls they are dispatched on.
- Shutting down of one side of the county
- Special interests and preferential treatment, politics becoming the driving force rather than integrity in relationships and services
- Sprawl
- Stagnation and unwillingness to accept the responsibility to move forward from outdated ideologies.
- Tax money being wasted.
- Taxes getting raised.
- The Democratic Party
- The destruction of forest to build these cheap developments
- The development that has started in King and will spread through the county.
- The drug problem. And they overwhelming growth in King.
- The joke that is our BOCC. The BOCC as a whole are not trustworthy and are only out to help themselves. They are unprofessional with the business they conduct and the way they carry themselves. As a taxpayer I would love to know where the tax money goes that is budgeted for the parks in the county. I know that the county only owns 2 parks and I know for a fact that Lions Park in Walnut Cove does not get any money at all. I think the budget set aside \$68,000 or so for parks last year. I'm not sure if that was the exact amount but it was a decent amount of money that should have been decided between each park. There has not been any help or upgrades done to the parks. I know that at Lions Park the peewee football league pays for their part of the park and the little league pays for their part. Just the mowing alone for the little league cost \$350 per month. The #3 baseball field does not have working lights on that field and it will cost many thousands of dollars to fix them. The little league has been holding fundraisers to try to raise money to fix them but it will take a very long time to do so. There was a sinkhole at the head of the path going to the tee ball field for over a year that the league was trying to get money to have fixed. I took a parent to make a fake Facebook account named Sandlot Sinkhole and post all kinds of pictures and status posts before the county actually started to take bids of getting it fixed. That is extremely unacceptable! A few years back there was a tree that fell and tore down one of the dugouts. The BOCC was notified multiple times and they refused to do anything about it until Virginia Smith came down to the park to watch a ball game and noticed that the dugout had not been put back up and she made a phone call. About 30 minutes later Ronnie Mendenhall (don't know if I spelled it correctly) came to the field apologized to Mrs. Smith then took pictures of the place where the dugout was then apologized again and left. About a week later the new dugout was built. The BOCC needs to be removed and replaced with

people who actually care about the county and will act in the best interest of the citizens not for their own personal gain.

- The lack of accessibility (namely the lack of sidewalks connecting the openings of neighborhoods to the shops & businesses; I cannot leave my neighborhood because it is not safe to walk anywhere outside of it; preventing me from living a quality life where, for example, I can run over to the Sheetz in King to grab something real quick for my family (such as a bottle of milk we're missing for a recipe!) I cannot go anywhere because the county/my city has not done enough to make the city actually livable, or in this case, walkable.
- The lack of concern and funds provided to the county not in King. I live in King
- The lack of public transportation, lack of sidewalks or walking trails. The very few sidewalks that are available aren't safe or looked after! Walnut Cove n King
- THE RESISTANCE TO GROWTH AND CHANGE
- The sewage
- The tax rate is outrageous and will keep people from moving here
- The traffic and all the new houses coming to king
- The Trump administration and Republican Party
- Theft drugs
- Too many apartments
- too many homes and no where for traffic. Seeing more support for those in need, whether homeless or on drugs.
- Too many houses being built.
- too many housing developments
- Too many housing developments going up but not enough room in schools
- Too many housing developments!!!
- Too many people
- Too many people
- Too many people and not enough updates to roads
- Too many people coming in too fast
- Too many people moving here
- Too much being added at once
- Too much building of houses without the support of the infrastructure, including additional schools, road conditions, and other services necessary to support a much larger population.
- Too much clear cutting of trees, leaving barren landscapes
- TOO MUCH COMMERCIAL BUILDING WALMART
- Too much development (shopping malls)
- Too much development and funds going to King and no other parts of the county.
- Too much development, ruining the rural feel
- Too much growth
- too much growth in housing developments too quickly for the infrastructure to support it.
- Too much growth too fast
- Too much housing availability (over population). Too many consumer options, especially no local retailers and restaurants.
- Too much small minded government control.

- Too much stuff relying on politics. And certain things being on a who you know basis instead of who you are.
- Too rapid growth
- Tourist take away from locals and housing development
- Tract home builders creating massive neighborhoods in King and the county cannot keep up with the amt of people moving there.
- Traffic
- Traffic and uncontrolled growth without infrastructure
- Traffic congestion throughout King
- TRAFFIC SAFETY IN KEY AREAS. LEFT TURN TO GET TO WALMART COMING ON 52N
- Trump
- Turnover in EMS, communications, and Sheriffs office, poor performance of rural fire departments.
- Uninvited immigrants
- Unlimited development was not enough infrastructure
- Unmanaged growth in King - they have bent to the old boy club developers
- UNPLANNED OR POORLY PLANNED GROWTH
- Urbanization
- Urbanization
- W STOKES COUNTY HAS NOTHING. ALL OUR MONEY IS SPENT IN SURRY COUNTY. WOULD LIKE TO BUY IN STOKES COUNTY
- Walmart
- Water sources, water quality
- Winston growing into the small communities
- Wrong type of development raising the cost of living and driving long time residents out.
- You really don't want my answer
- Zoning issues/houses being built /families moving in without proper infrastructure. Our roads cannot handle it. Our schools are out dated. An overhaul in most departments is warranted.

Q19—"What is the BEST thing about living in Stokes County?"

- A good place to live
- Away from the city just far enough.
- Away from Winston Salina (the "big" city)
- BEAUTIFUL AREA
- Beauty and connection to my family heritage
- Being rural
- Being so close to nature & the mountains + being so close to Winston Salem, which has more diverse & arts events, such as LGBT+ pride themed events.
- Clean, safe, beautiful rural living
- Close to cities outside of King
- Close to everything
- Close to family, rural constitutes
- Close to WS, but still rural

- Community
- Community
- Community
- Cost of living, reasonable, beauty of the topography
- Could be better
- Country living
- Country living and not being too far from town and larger cities like Winston or Greensboro
- Country roads, simple life, friends and family
- County life
- County like living
- Crime rates, cost of living
- Currently, having the small town feeling and safety to our family.
- Down home country life
- EMS and fire great- Arts great due to local advertising
- Everything
- Everything
- Everything
- Family
- Family farm, friends, and family
- Family, small town living
- Fire department
- For me it is the open area and rural surroundings
- For me, the quietness and joy of enjoying nature over city life
- Friendly
- FRIENDLY ATMOSPHERE
- Friendly atmosphere with rural setting and beautiful scenery.
- Friendly folks
- Friendly neighborhood
- Friendly people and country living.
- Friendly people, quiet neighborhood
- Friendly, small-town community
- From a services standpoint: Francisco VFD/EMS has been excellent... EMS from Danbury needs some more training... from living here: the reason I chose to raise a family in this county after getting back from Iraq, I just want to be left alone. I do not wish to have King policies or prices pushed out here. I guess I may need to start investigating Patrick county.
- Good air and good neighbors
- Good people, outdoor spaces. Wildlife
- GREAT ACCESS TO SHOPPING, HEALTHCARE AND MOUNTAINS
- Great people/rural atmosphere
- Great police department. Good people. Quiet living.
- Great schools and the openness of the rural areas
- Growing, yet not overwhelming
- Has country life

- Have a wonderful home
- Having YMCA close by
- I have a quiet, out-of-the-way shack on 28 acres with deer, bears, coyotes, rabbits, snakes, turtles, fish, herons, hawks, etc. The price was right! And I worked in the hospital for 2 years. After I had about 15 years experience, I accepted \$14/hr. I worked harder than ever trying to improve things in my dept! Well, now I work at Hanging Rock State Park, for the State of NC. Thank God, I don't have that sad headache of watching the hospital building and nursing home residents fall into despair.
- I like living in the country
- In the country but close to the city
- It is beautiful and peaceful.
- It is beautiful. It will be destroyed if we do not preserve it. The county accepting friends from large property companies is the worst possible thing for the area. There is no control once it has been done, you can't go backwards.
- It is quiet
- It used to be close to nature, but now I don't know
- It was a small bedroom community. It is rural, open fields, etc.
- It was the peace and quiet until they started the development on White Road directly behind my townhouse. The noise is unbearable.
- It was the taxes
- It's a beautiful place to live.
- It's peaceful and quiet, away from the hustle and bustle of the larger cities
- It's a good place to live
- its beautiful
- It's convenient to everything
- It's home and I love the people, but do not like the huge lack of anything provided to Northern Stokes.
- It's Home, so I don't have to go far to get things you need and want. Everything is available.
- Its peaceful and the citizens are the finest you will find anywhere. And, they deserve to be treated as such.
- It's quiet and friendly
- It's quiet and small town feel
- ITS SIMPLICITY, FRIENDLINESS, AND SAFE PLACE TO LIVE
- Kind people. Wonderful churches.
- Knowing most of the people
- Laid back living
- Less liberals.
- Life
- Like all things
- Living
- Living in the country with mountain ranges close by
- Living in the country, availability of parks, local businesses
- Local small business growth

- Location
- Location
- Location
- low crime rate
- Low crime, low cost of living
- Low taxes, and rural setting
- Low traffic; low home count; ease of travel; low crime
- Lower cost of living.
- Lower crime rate.
- Lower taxes
- Moving
- My family
- My family has lived in Stokes County since the 1700's
- My family is the only reason I remain here.
- My home and view of Pilot Mountain and my family being near
- Natural beauty
- Natural beauty and quality of citizens
- Natural beauty and rural lifestyle.
- NATURAL BEAUTY OF WILDLIFE AND OPEN LAND
- Nature
- Nature
- Near family
- Nice community and good friends.
- Nice people!
- Nice rural areas and good folks
- Not a lot of people
- Not being in a city. Less people and development
- Only place I have ever lived and never have thought about moving. It is just home to me. Beautiful...
- Outdoor recreation and the arts!
- Parks
- Parks, library, arts place, river access, hospital and close to Department of Transportation.
- Peace and quiet. Small rural schools for our kids if the school board will stop closing them. Nobody wants bigger schools with bigger problems.
- Peaceful
- Peaceful and clean easy river access
- Peaceful and safe
- Peaceful, quiet, overall friendliness of residents
- Peaceful, small town setting, hometown, values, friendliness of people
- peacefulness
- People
- People
- PEOPLE AND RURAL SETTING

- People helping people
- People, Beautiful natural surroundings
- People, rural community
- Proximity to Hanging Rock and Pilot Mountain State Parks and Winston/Greensboro.
- Proximity to neighboring areas.
- PROXIMITY TO WINSTON AND LOWER TAXES
- Quality of being a small county without the problems without the problems of larger more populated areas
- Quality of life
- Quiet
- Quiet
- Quiet
- Quiet and cheaper taxes
- Quiet and peaceful living with easy access to everything.
- Quiet and rural setting
- Quiet and safe
- Quiet and serene.
- Quiet town for most part
- Quiet, good place to raise a family
- Quiet, close to the city, but far enough away
- quiet, country living
- Quiet, friendly, rural
- Quiet, friendly, small town, vibes, peaceful, feeling safe
- Quiet, Home, family
- Quiet, not crowded (yet)
- Quiet, rural living
- Quiet, rural yet convenient.
- Quiet, safe, beautiful lands.
- Quiet, until the tubers come and drink on the river
- Quiet, peaceful country living
- Quiet. Small town feel. Senior center services
- Quiet/low crime
- Quieter than the city and less crime.
- Quite, away from the larger city issues.
- Rural
- Rural
- Rural
- Rural
- Rural
- Rural
- Rural
- Rural
- Rural
- Rural

- Rural and low crime
- Rural and not very crowded.
- Rural area
- Rural area
- Rural area
- Rural area
- Rural area (as of now) with friendly neighbors. All the natural areas and woods that haven't been torn down yet.
- Rural area without a high population
- Rural area, people waving when you meet them, people kind when walking in/out of stores, overall kindness in Walnut Cove where I live, etc.
- Rural area. Small town feel
- RURAL AREA/LOW TRAFFIC
- Rural atmosphere
- Rural communities and close to family. Very peaceful living.
- Rural community
- Rural community
- Rural environment with close proximity to two metro areas and all of the variety that provides.
- Rural life
- Rural life
- Rural life
- Rural life and hanging rock state park
- Rural life style, safe community
- Rural life, friendly people
- Rural life, low taxes
- Rural life, safe, low crime and friendly
- Rural lifestyle
- Rural living
- Rural living
- Rural living
- Rural living but close to everything we use
- Rural living with decent access to shopping, nice community festivals, low traffic, low violent crime.
- Rural living with low crime.
- Rural living, low traffic, availability of State Park
- RURAL LIVING, NOT OVER POPULATED
- Rural setting
- Rural setting
- Rural setting
- Rural setting
- Rural setting
- Rural setting
- RURAL SETTING AND LACK OF COMMUNICATION

- Rural Setting and small town feeling
- Rural setting mostly nice people
- Rural setting with gorgeous landscapes
- Rural setting, conservative values
- Rural setting, owning my own home
- rural setting, peace of mind, and the NC Cooperative extension
- Rural setting/environment.
- Rural settings with lots of trees and natural environment
- Rural values
- Rural, easy going life.
- Rural, farmland/protected environments
- Rural, friendly, can access almost everything without going to W-S.
- RURAL, PEOPLE
- Rural, quiet, beautiful
- Ruralness and not too many people... but that's changing
- Safety
- Scenery and fresh air
- Scenery and people living in Stokes County
- Scenery and small town atmosphere
- Schools and parks
- Security and low taxes
- Serenity
- Services for taxes paid are above average, and our proximity to urban areas and an international airport.
- Slow steady pace of day to day life
- Small community
- Small town appeal
- Small town area, peace
- Small town atmosphere, good schools, low crime rate
- Small town atmosphere, rural
- Small town feel.
- Small town feeling for the most part.
- Small town friendliness!
- Small town living
- Small town living and knowing neighbors, having space.
- Small town setting
- Small town, not congested, no large cities
- Still trying to figure that out as we don't know anyone here.
- Stokes county is a beautiful place to live. I fell in love with it the first time I came camping here and even more so when dating my late husband. He showed me all the great places up here. We bought this property in 1998.
- Stokes County is close to all of the perks of a large city but is more rural and tucked away. Less traffic.

- The Arts council and hanging Rock State Park, quiet spaces, open land
- The Arts, the people, the natural areas, views, rivers, mountain.
- The beauty of the area
- The beauty of the county and it is not far from other places
- The Beauty of the landscape, and the great neighborhood I live in.
- The beauty of the mountains and farms and the people.
- The beauty.
- The best thing about living in Stokes County WAS living in a small town but having access to everything we need. Now that has started being stripped away. King is becoming a suburb of Winston-Salem, with many of its problems, along with the issues that were already issues. Not much better than being in Forsyth County, and getting worse by the day.
- The citizens!!!
- The Community I live in is the greatest community to be involved with
- The country part of the county itself! Two lane roads, neighbors that get along and knowing so many people!
- The local people who are supportive of each other. The access to art and culture strongly supported by the Stokes Arts Council.
- the local people!!!
- The mountains and the Dan river
- The natural beauty and being close to family.
- The natural beauty.
- The nature and quiet living
- The open spaces. Not overdeveloped
- The peacefulness and quiet, space and the neighbors
- The people
- The people
- The people
- The people
- The people & beautiful area.
- The people and the country feel
- The people as a whole
- The people! Especially the farmers, first responders, teachers, and artists
- The people, places and parks
- The people. Stokes county is a place of community where people help each other. While it may be peaceful and quiet at home, you are never more than five minutes away from friends and community members who are ready to have a good conversation over lunch, or get together for events.
- The quietness of southern living.
- The rural aspect and rural living.
- The rural atmosphere and agriculture.
- The rural character, or what remains of it for now. We enjoy the tranquility of rural life while benefiting from access to services (especially medical, health, safety, public libraries, senior services, and more). There's the support for local agriculture: Access to fresh local food through

farm stands and markets. While it may not have everything urban areas offer, its strengths lie in quality of life, access to nature and the state park, and personal connection.

- The rural communities
- The rural farming, country life, atmosphere being left alone
- The rural feeling, farmland
- The rural life! I enjoy shopping and dining once in a while but at the end of the day, I enjoy being at home and not having a neighbor to look at when I go outside. I also love that the people, for the most part are nice, peaceful and willing to work together at common goals.
- The rural nature of the county. Hanging Rock State Park.
- The rural setting
- The rural setting and community.
- The rural surroundings!
- The scenery
- The scenery
- The scenery and people.
- The setting
- The small community that is close to larger areas.
- The small town feel
- The view
- The views and the peace of mind having helpful neighbors. Love being close to nature and away from city life.
- The views of the mountains. The rural atmosphere.
- The wild spaces and our beautiful parks
- They don't know Westfield exist.
- They friendly people and all of the shops we have I our town and the new restaurants.
- This county could stand to be more progressive in outlook but the rural nature and natural beauty offset a lot of the conservative ideology here.
- This county is perfect for families. Average people and affordability. The county feel safe. High growth areas are changing that.
- Trees
- Trying live in a peaceful place to raise a family to work provide for a family to have the American dream yet was robbed 3 times !
- Untouched land
- Used to be a quiet, small town feel... the people are still awesome!
- Very quiet and nice
- Very rural
- Weather
- Where I live!!!



Survey Instrument

COUNTY OF STOKES

Jeff Sanborn
County Manager
jsanborn@co.stokes.nc.us
(336) 593-2407



Amber Brown
Assistant County Manager
anbrown@co.stokes.nc.us
(336) 593-2448

ADMINISTRATION

Post Office Box 20 • 1014 Main Street • Danbury, NC 27016 • www.co.stokes.nc.us

June 00, 2025

Dear Stokes County Resident,

Beginning this year, Stokes County is surveying residents to obtain feedback on how well the County is meeting their needs and expectations. We invite you to participate in this year's Community Survey by providing your personal opinion. By taking approximately 20 minutes to complete this anonymous survey, you can help make an impact on our county. The feedback we receive will help county leaders and elected officials set priorities for staffing and budget expenditures, areas or services that need improvement, and meeting future needs. We strive to exceed your expectations as we protect, promote, and enhance quality of life for Stokes County residents and visitors.

Complete the survey using the paper survey and postage paid envelope provided or complete it online by visiting StokesCountySurvey.org.

The survey data will be collected by ETC Institute, one of the nation's leading governmental research firms. County staff will receive the survey results, without your identifying information, from ETC Institute for further analysis. Results will be presented to the Board of County Commissioners at a public meeting in September. Please join us to hear the results!

If you have any questions about the survey, please contact me at 336-593-2407. Thank you for participating in the 2025 Community Survey.

Sincerely,

A handwritten signature in cursive script that reads "Jeffrey M. Sanborn".

Jeffrey M. Sanborn
County Manager

2025 Stokes County Community Survey

Please take a few minutes to complete this survey. Your input is an important part of the County's on-going effort to identify and respond to citizen concerns. If you have questions, please email ojessup@co.stokes.nc.us. This survey is intended for Stokes County residents only. If you would like to complete this survey online, please go to StokesCountySurvey.org.

1. Please CHECK ALL of the reasons why you choose to live in Stokes County.

- | | |
|---|---|
| <input type="checkbox"/> (01) Arts, cultural, and entertainment amenities | <input type="checkbox"/> (08) Low traffic congestion |
| <input type="checkbox"/> (02) Rural setting | <input type="checkbox"/> (09) Close to family/friends |
| <input type="checkbox"/> (03) Availability of shopping options | <input type="checkbox"/> (10) Access to health care services |
| <input type="checkbox"/> (04) Low cost of living | <input type="checkbox"/> (11) Quality of public education opportunities |
| <input type="checkbox"/> (05) Proximity to higher education opportunities | <input type="checkbox"/> (12) Close to your work/school |
| <input type="checkbox"/> (06) Proximity to employment opportunities | <input type="checkbox"/> (13) Other: _____ |
| <input type="checkbox"/> (07) Low crime rate | |

2. Which THREE of the items listed in Question 1 will have the BIGGEST IMPACT on your decision to stay in Stokes County over the next five years? [Write in your answers below using the numbers from the list in Question 1, or circle "NONE."]

1st: ____ 2nd: ____ 3rd: ____ NONE

3. Visioning. Please indicate how important you believe each of the following factors are to overall quality of life in Stokes County using a scale of 4 to 1, where 4 means "Very Important," and 1 means "Not Important."

Visioning	Very Important	Somewhat Important	Not Sure	Not Important
01. Health care access	4	3	2	1
02. Behavioral health access	4	3	2	1
03. Support systems for those in need	4	3	2	1
04. Natural open space	4	3	2	1
05. Parks and trails	4	3	2	1
06. Library services	4	3	2	1
07. Public education (K-12)	4	3	2	1
08. Environmental stewardship and sustainability	4	3	2	1
09. Land use planning and zoning enforcement	4	3	2	1
10. Adequacy of roads and highways	4	3	2	1
11. Availability of high-quality jobs	4	3	2	1
12. Economic development	4	3	2	1
13. Job training and workforce development (post-secondary education and training)	4	3	2	1
14. Availability of adequate housing	4	3	2	1
15. Safety, low crime and responsive public safety services	4	3	2	1
16. Availability and accessibility of quality shopping and dining establishments	4	3	2	1

4. Which THREE of the issues listed in Question 3 do you think will be the most important for the County to address over the next 5 years? [Write-in your answers using the numbers from the list in Question 3.]

1st: ____ 2nd: ____ 3rd: ____

5. Quality of Life. Please indicate your agreement with the following statements using a scale of 5 to 1, where 5 means "Strongly Agree" and one means "Strongly Disagree."

How much do you agree that...	Strongly Agree	Somewhat Agree	Neutral	Somewhat Disagree	Strongly Disagree	Don't Know
1. Stokes County enjoys a high quality of life	5	4	3	2	1	9
2. Stokes County is a safe place to live	5	4	3	2	1	9

6. Overall Ratings of Stokes County. Using a scale of 5 to 1, where 5 means "Excellent," and 1 means "Poor," please rate Stokes County with regard to the following.

How would you rate Stokes County...	Excellent	Good	Neutral	Below Average	Poor	Don't Know
1. As a place to live	5	4	3	2	1	9
2. As a place to work	5	4	3	2	1	9
3. As a place to play	5	4	3	2	1	9
4. As a place to raise children	5	4	3	2	1	9
5. As a place to educate children	5	4	3	2	1	9
6. As a place to retire	5	4	3	2	1	9
7. As a place to visit	5	4	3	2	1	9
8. As a place to start a business	5	4	3	2	1	9
9. As a community that is moving in the right direction	5	4	3	2	1	9

7. Major Categories of County Services. Please rate your satisfaction with each of the major categories of services provided by Stokes County listed below.

How satisfied are you with...	Very Satisfied	Satisfied	Neutral	Dissatisfied	Very Dissatisfied	Don't Know
01. Natural disaster or crisis preparedness and response	5	4	3	2	1	9
02. Communication with the public	5	4	3	2	1	9
03. Quality of zoning regulations	5	4	3	2	1	9
04. Enforcement of zoning regulations	5	4	3	2	1	9
05. Customer service you receive from County employees	5	4	3	2	1	9
06. Public libraries in Stokes County	5	4	3	2	1	9
07. Quality, availability and maintenance of County parks	5	4	3	2	1	9
08. Quality of public health services	5	4	3	2	1	9
09. Quality of services from the Department of Social Services	5	4	3	2	1	9
10. Quality of tax administration services	5	4	3	2	1	9
11. Quality of emergency medical services (paramedics/ambulances)	5	4	3	2	1	9
12. Quality of services provided by the Sheriff's Office	5	4	3	2	1	9
13. Quality of services provided by the Animal Control Dept.	5	4	3	2	1	9
14. Quality of emergency 911 services	5	4	3	2	1	9
15. Availability and accessibility of County solid waste collection sites	5	4	3	2	1	9
16. Quality of solid waste services provided at County collection sites	5	4	3	2	1	9
17. Quality of North Carolina Cooperative Extension services	5	4	3	2	1	9
18. Quality of K-12 education facilities	5	4	3	2	1	9
19. Quality and availability of walking trails in the county	5	4	3	2	1	9
20. Quality of emergency response services provided by rural fire district fire departments	5	4	3	2	1	9

8. Which THREE of the major categories of services listed in Question 7 do you think should receive the MOST EMPHASIS from the County over the next FIVE years? [Write-in your answers using the numbers from the list in Question 7.]

1st: ____ 2nd: ____ 3rd: ____

9. How supportive would you be of a tax increase if it were used to fund the major category of service(s) that you indicated should receive the most emphasis in Question 8?

____(5) Very supportive ____ (3) Not sure ____ (1) Not at all supportive
 ____ (4) Supportive ____ (2) Not supportive

10. Communication. Please CHECK ALL of the sources listed below that you and members of your household use to learn about Stokes County news, events, and to get other County information.

- | | |
|--|--|
| ___(01) Stokes County website | ___(07) Winston Salem Journal |
| ___(02) Nextdoor | ___(08) Local radio |
| ___(03) Twitter/X | ___(09) Local TV news |
| ___(04) Facebook | ___(10) Friends/family - word of mouth |
| ___(05) Direct emails/newsletters/mailers from specific County departments | ___(11) Other online sources |
| ___(06) Stokes News | ___(12) Other: _____ |

11. Which THREE of the information sources from Question 10 do you MOST PREFER to use to get information on County news, events, and other County information? [Write-in your answers using the numbers from the list in Question 10.]

1st: ___ 2nd: ___ 3rd: ___

12. For each of the following, please rate your satisfaction with each item on a scale of 5 to 1, where 5 means "Very Satisfied," and 1 means "Very Dissatisfied."

How satisfied are you with...	Very Satisfied	Satisfied	Neutral	Dissatisfied	Very Dissatisfied	Don't Know
01. Ease of locating information on the County's website	5	4	3	2	1	9
02. Your experience engaging with Stokes County Staff	5	4	3	2	1	9
03. Level of public involvement in local decisions with the County	5	4	3	2	1	9
04. County efforts to keep you informed about local issues	5	4	3	2	1	9
05. County efforts to be open and transparent with information about County issues, services, and performance	5	4	3	2	1	9
06. Variety and availability of recreational activities across the County	5	4	3	2	1	9
07. Quality and quantity of arts and cultural events in the County	5	4	3	2	1	9
08. Professional conduct of the most recent county-wide election	5	4	3	2	1	9
09. Customer service provided by Stokes County staff	5	4	3	2	1	9
10. Value received from taxes paid to Stokes County	5	4	3	2	1	9
11. Performance of the Stokes County Manager	5	4	3	2	1	9
12. Performance of the Stokes County Board of Commissioners	5	4	3	2	1	9

13. Library. Please indicate if you or other members of your household have visited each of the libraries during the past year by circling either "Yes" or "No." If "Yes," please rate the condition and the quality of library services based on your most recent experience.

Library Branch/Location	Has anyone in your household visited?		If "Yes," rate the physical condition of the facility.			
	Yes	No	Excellent	Good	Fair	Poor
1. King Public Library	Yes	No	4	3	2	1
2. Walnut Cove Public Library	Yes	No	4	3	2	1
3. Danbury Public Library	Yes	No	4	3	2	1

14. Stokes County Sheriff's Office. Please rate your satisfaction with each of the services provided by the Stokes County Sheriff's office.

How satisfied are you with...	Very Satisfied	Satisfied	Neutral	Dissatisfied	Very Dissatisfied	Don't Know
1. Overall quality of Sheriff protection	5	4	3	2	1	9
2. Professionalism of Sheriff's Office employees	5	4	3	2	1	9
3. The response time by the Sheriff's Office to emergencies	5	4	3	2	1	9
4. The response time by the Sheriff's Office to non-emergencies	5	4	3	2	1	9
5. The availability of Sheriff's Deputies patrols in your neighborhood	5	4	3	2	1	9

15. If you live outside the municipal limits of King and Walnut Cove, please rate your satisfaction with the following items.

How satisfied are you with...		Very Satisfied	Satisfied	Neutral	Dissatisfied	Very Dissatisfied	Don't Know
1.	Overall quality of emergency response provided by your fire department	5	4	3	2	1	9
2.	The response times for fire department to emergency calls for service	5	4	3	2	1	9
3.	The quality of emergency medical response by members of your fire department	5	4	3	2	1	9

16. Stokes County Emergency Services. Please CHECK ALL of the Emergency Services offered by Stokes County that you or members of your household have had contact with during the last year.

- (1) Stokes County's 911 Service (3) Stokes County EMS
 (2) Stokes County Fire Marshall (4) None, I have not used any public safety services [Skip to Q17.]

16a. Please rate your satisfaction with each of the services provided by Stokes County.

How satisfied are you with...		Very Satisfied	Satisfied	Neutral	Dissatisfied	Very Dissatisfied	Don't Know
1.	Overall satisfaction with services provided by the Fire Marshall's Department	5	4	3	2	1	9
2.	Professionalism of 911 operator	5	4	3	2	1	9
3.	Efficiency of 911 operator	5	4	3	2	1	9
4.	The accuracy of information you were given during emergencies	5	4	3	2	1	9
5.	Overall quality of Emergency Medical Services (EMS)	5	4	3	2	1	9
6.	Overall EMS response time	5	4	3	2	1	9
7.	Professionalism of EMS staff	5	4	3	2	1	9
8.	Cultural sensitivity of EMS staff	5	4	3	2	1	9

17. What are you MOST CONCERNED about as a citizen of Stokes County?

18. What do you perceive to be the BIGGEST THREAT to quality of life in Stokes County?

19. What is the BEST thing about living in Stokes County?

Demographics

20. Do you think you will be living in Stokes County five years from now?

- (1) Yes (2) No (3) Unsure

21. Do you own or rent your current residence? (1) Own (2) Rent

22. Approximately how many years have you lived in Stokes County? _____ years

23. Are you of Hispanic, Latino, or other Spanish ancestry? (1) Yes (2) No

24. Which of the following best describes your race/ethnicity? [Check all that apply.]

- (01) Asian or Asian Indian (04) White or Caucasian
 (02) Black or African American (05) Native Hawaiian/Pacific Islander
 (03) American Indian or Alaska Native (99) Other: _____

25. **What is the primary language spoken in your home?** _____

26. **Would you say your total annual household income is...**

- | | | |
|-----------------------------|-----------------------------|-------------------------------|
| ____(1) Under \$15,000 | ____(4) \$45,000 - \$59,999 | ____(7) \$100,000 - \$124,999 |
| ____(2) \$15,000 - \$29,999 | ____(5) \$60,000 - \$74,999 | ____(8) \$125,000 or more |
| ____(3) \$30,000 - \$44,999 | ____(6) \$75,000 - \$99,999 | |

27. **What is the highest level of education you have completed?**

- | | |
|---|-----------------------------------|
| ____(1) Some high school, no diploma | ____(4) Associate's degree |
| ____(2) High school diploma or equivalent | ____(5) Bachelor's degree |
| ____(3) Some college but no degree | ____(6) Graduate degree or higher |

28. **What is your age?** _____ years

29. **What is your gender?** ____ (1) Male ____ (2) Female

30. **Would you be willing to participate in future surveys sponsored by Stokes County?**

- ____(1) Yes [Answer Q30a.] ____ (2) No

30a. Please provide your contact information.

Mobile Phone Number: _____

Email Address: _____

This concludes the survey. Thank you for your time!
Please return your completed survey in the enclosed postage-paid envelope addressed to:
ETC Institute, 725 W. Frontier Circle, Olathe, KS 66061

Your responses will remain anonymous. The information printed to the right will ONLY be used to help identify which areas of the County are having problems with services. If your address is not correct, please provide the correct information. Thank you.