

AGENDA

REGULAR MEETING

OF THE

STOKES COUNTY

April 26, 2023

3:00 p.m.

BOARD OF SOCIAL SERVICES

ETHICS AND CONFLICT OF INTEREST REMINDER:

In accordance with the State Government Ethics Act, it is the duty of every board member to avoid both conflicts of interest and appearances of conflict. Does any board member have any known conflict of interest or appearance of conflict with respect to any matters coming before board today? If so, please identify the conflict or appearance of conflict and refrain from any undue participation in the particular matter involved.

- I. Call to Order
- II. Discussion/Adjustments to the Agenda
- III. Consent Agenda
 - A. Minutes – Regular Meeting – March 22, 2023
- IV. Board Member Comments
- V. Public Comments (Maximum Allowance of Three Minutes Per Person)
- VI. Information and Discussion
 - A. DSS Dashboard
 - B. Adult Services Survey Report SFY 2021-2022
 - C. REDA Audit (email dated March 23, 2023)
 - D. LME/MCO Dashboard Information (email dated April 18, 2023)
 - E. Kudo's to Bobbi McDowell (email dated March 23, 2023)
 - F. April Child Abuse and Prevention Month Proclamation
 - G. Second Harvest Food Bank Distribution – May 20, 2023
- VII. Old Business
- VIII. New Business
 - Next meeting – June 28, 2023 at 3:00 p.m. in the DSS conference room
- IX. Adjournment

STOKES COUNTY BOARD OF SOCIAL SERVICES
MINUTES
March 22, 2023

The regular meeting of the Stokes County Board of Social Services was held on Wednesday, March 22, 2023, at the Social Services Building in Danbury, North Carolina. Board members present were Chairman Jan Spencer, Vice Chairman Darlene Bullins, Member Greg Collins, Member Sandy Smith and Member Sonya Cox. Staff present were Director Stacey Elmes, Income Maintenance Administrator Cindy Joyce and Administrative Officer Becky East. Chairman Spencer called the meeting to order at 3:02 p.m.

Chairman Spencer read the Ethics and Conflict of Interest reminder to the Board. Board members were asked if they had a conflict with any of the items listed on the agenda. No conflicts noted.

Chairman Spencer opened the floor for any adjustments to today's agenda. Member Cox motioned to approve the agenda as presented. Member Smith seconded and the motion passed 5-0.

Consent Agenda

Chairman Spencer entertained a motion to approve or amend the consent agenda which includes the minutes of February 10, 2023 and February 22, 2023. Chairman Spencer requested to amend the minutes of February 22, 2023 (page 4). Under New Business the word employee should be added to sentence five after the word current (current employee). Member Cox made a motion to approve the consent agenda as amended. Vice Chairman Bullins seconded and the motion passed 5-0.

Board Member Comments

Chairman Spencer congratulated IMA Joyce on her upcoming retirement and stated that she would be missed. Member Collins thanked IMA Joyce for her dedication to Stokes County and especially to the Department of Social Services. Member Smith thanked IMA Joyce for her service to the Department of Social Services and stated she has enjoyed getting to know her and work with her. Member Cox thanked IMA Joyce for all she has done over the years for the Department of Social Services. Member Cox noted that this can be a thankless job at times. Vice Chairman Bullins shared with IMA Joyce that she will love retirement and appreciated all she has done for the Department of Social Services.

Public Comments

Chairman Spencer opened the floor for public comments at 3:06 p.m.

Cindy Joyce
1080 Pete's Farm Road
Westfield, NC 27053
RE: Thankful for work history with the county

Kimberly Childress
1414 Spainhour Mill Road
Pinnacle, NC 27043
RE: Update on social work happenings as March is Social Work Appreciation Month

Other items on the agenda for discussion were as follows:

DSS Dashboard

Director Elmes noted that childcare numbers (which come from the NCFAST System and are not always correct) show a decrease. Director Elmes stated that 45 children were not terminated from the childcare program in February.

Director Elmes shared that the agency currently has a MAPP (Model Approach to Planned Parenting) class going on each Tuesday at The Rock Church in King with 8 families attending. Twenty individuals have already expressed interest in the next class. The agency is looking into the possibility of a virtual class this summer and another in-person class in the fall.

Member Cox stated that Lisa Uber attended her church last Sunday and gave a good 10-minute presentation on fostering and the need for more foster homes in the county.

Chairman Spencer confirmed with Director Elmes that one foster family has decided not to renew their license.

Chairman Spencer was pleased to see that Child Protective Services initiation rates look good. Chairman Spencer also mentioned that 91% of foster care visits took place in the home which was an improvement from last month.

Member Collins confirmed with Director Elmes that the CIP (Crisis Intervention Program) expenditures have decreased due to lack of available funding.

Child Support Consultation

IMA Joyce shared that the state representative meets with our child support supervisor monthly either by phone or in person which revealed no current issues. The agency's child support supervisor continues to go to Surry County's Child Support Unit for training to help improve the agency's numbers. Chairman Spencer confirmed with IMA Joyce that the interception of income tax returns will increase our numbers.

REDA Audit

IMA Joyce stated that the agency passed the first and second month of the REDA Audit at 100% and anticipates passing the third month. If the agency passes, the REDA Audit will not take place again until March 2024.

Second Harvest Food Bank

Director Elmes shared an email from the SHFB regarding the food distribution held at the Government Center on January 28, 2023 stating this was a great event with a great turnout. A total of 1,716 individuals were served 58,890 pounds of food. Member Collins confirmed with Director Elmes that the event was not just for Stokes County residents. Member Collins shared that Senior Services was gearing up to provide frozen meals again.

Proposed 2023 – 2024 Budget

Director Elmes stated that this is still a work in progress. Staff have been entering the information in the new county budget system, as well as, the budget template required by the state with both being very time-consuming. Director Elmes provided a handout

showing the current budget and the proposed budget. The increase in salaries and wages is due to the 2% that staff will receive on their anniversary date along with four new positions (two Income Maintenance Caseworkers to assist with Medicaid expansion, one Administrative Assistant to assist with increased administrative duties, and one Child Protective Services Social Worker to help with on-call and/or intake).

Chairman Spencer confirmed with Director Elmes that the increase in the contract line item is due to the contract with VanGuard who is currently supplying the agency with two social workers to help in Child Welfare.

Vice Chairman Bullins confirmed with Director Elmes that Medicaid expansion will likely be approved. Member Collins stated that the agency will need to be getting employees trained to start once it is approved. Director Elmes shared that the State has indicated that there may be funding to help with staffing.

Member Cox shared that if a merit program is approved for the county that would need to be taken into consideration with the budget. Director Elmes stated the proposed budget includes two new vehicles. Vice Chairman Bullins confirmed with Director Elmes that the agency still receives approximately 50% federal and state reimbursement to purchase needed vehicles. Director Elmes shared that the '21-'22 DSS budget only used 30% county dollars (information is not yet available from Finance to provide the '22-'23 percentage). Vice Chairman Bullins confirmed with Director Elmes that it is very important to configure the DSS budget to make sure the least amount of county funds are used. Member Cox shared that she had mentioned to the Board of County Commissioners about the possibility of the agency using the probation building once the renovations are made in the courthouse. Member Cox confirmed with Director Elmes that the agency will struggle with where to house any new positions.

Chairman Spencer confirmed with Director Elmes that the LIEAP/CIP (Low Income Energy Assistance Program/Crisis Intervention Program) amounts are budget estimates provided by the State with LIEWAP (Low Income Energy Water Assistance Program) ending September 2023 (federal budget item). Director Elmes shared that Special Adoption Assistance and Foster Care-Cardinal funding stays with the agency each year and can't be put back into the General Fund. The agency receives Special Adoption Assistance funding based on the number of adoptions completed each year and can be used to help with the MAPP classes or related adoption/foster home needs. The Foster Care-Cardinal funding is based on a per member (child) per month percentage and can be used to hold an emergency bed at a facility or for things that aren't covered by Medicaid like neurofeedback therapy. Several of the agency's foster children attend neurofeedback therapy which seems to be helpful. Funding can also be used to pay for staff that stay with our foster children overnight as well as used for things that might help keep children out of the foster care system. Chairman Spencer confirmed with Director Elmes that these dollars are being brought forward each year. Member Cox questioned Director Elmes about the neuro feedback therapy and the monies not being used for the general public to get these services. Director Elmes stated that these funds are earmarked for the foster child population and those children that are opened in Child Protective Services to help prevent them from entering foster care. Chairman Spencer confirmed with Director Elmes that Vaya monitors the use of these funds on a quarterly basis.

Chairman Spencer confirmed with Director Elmes that she needed the Board to approve submission of the budget upon its completion. Vice Chairman Bullins stated that last year the draft was approved, and Director Elmes was given authority to make corrections as necessary and report back to the board if needed. Member Collins made a motion to approve the draft budget and give Director Elmes authority to make corrections if necessary and to report back to the board if needed. Member Smith seconded and the motion passed 5-0.

Old Business

No old business to discuss.

New Business

The next meeting will be on Wednesday, April 26, 2023 at 3:00 p.m. in the DSS conference room.

Chairman Spencer entertained a motion to enter closed session. Vice Chairman Bullins moved to enter closed session for the following:

G.S. 143-318.11(a)

(6) To consider the qualifications, competence, performance, character, fitness, conditions of appointment, or conditions of initial employment of an individual public officer or employee or prospective public officer or employee; or to hear or investigate a complaint, charge, or grievance by or against an individual public officer or employee. General personnel policy issues may not be considered in a closed session. A public body may not consider the qualifications, competence, performance, character, fitness, appointment, or removal of a member of the public body or another body and may not consider or fill a vacancy among its own membership except in an open meeting. Final action making an appointment or discharge or removal by a public body having final authority for the appointment or discharge or removal shall be taken in an open meeting.

Member Collins seconded and the motion passed 5-0. The Board entered closed session. The board reentered open session.

With no further business, Chairman Spencer entertained a motion to adjourn. Member Cox moved to adjourn the meeting. Member Smith seconded and the motion passed 5-0. The meeting was adjourned at 4:20 p.m.

Stacy Elmes
Secretary

4/19/2023
Date

Stokes County DSS Dashboard 2023

	January	February	March	Qrt. Total	Annual Total
ADULT SOCIAL WORK SERVICES					
Guardianship Cases	32	33	33		
New APS Reports Received	9	13	15	37	37
APS Reports Accepted	6	6	6	18	18
Investigations Initiated Timely [Goal 95%]	100%	100%	100%		
Outreach Visits	3	5	7	15	15
In Home Aide Programs	9	9	9		
Community Alternatives Program (CAP/DA)	55	55	54		
Representative Payee	7	7	7		
SA - In-Home	52	52	51		
Placement	0	0	0		
Adult Care Homes Monitored	0	0	0		
Total Requests for CIP	45	25	35	105	105
CIP Expenditures	\$12,900	\$50	\$0	\$12,950	\$12,950
Total Requests for LIEAP & LIEWAP	206	96	62	364	364
LIEAP Expenditures	\$53,800	\$8,597	\$400	\$62,797	\$62,797
Unclaimed Bodies	0	0	1	1	1
Staff Hours Spent at Shelters	0	0	0	0	0
CHILD CARE SUBSIDY					
Children Receiving Services	189	144	142		
Expenditures	\$53,073	\$67,683	\$74,865	\$195,621	\$195,621
Waiting List	0	0	0		
CHILD PROTECTIVE SERVICES					
S Reports Received	57	49	61	167	167
CPS Reports Accepted	36	32	25	93	93
Children Opened	59	71	53	183	183
Open Reports	31	29	30		
Reports Substantiated/Services Needed	13	8	8		
Open Case Management	15	17	16		
Courtesy Requests	2	3	7	12	12
Substance Affected Infants Reported to DSS	0	0	1	1	1
Substance Affected Infants Accepted for Inv.	0	0	1	1	1
Reports Initiated Timely [Goal 95%]	97%	100%	98%		
Reports Completed Timely [Goal 75%]	74%	77%	77%		
Children Remaining at Home [Goal 95%]	85%	93%	98%		
CHILD SUPPORT					
Number of Children Served	1,017	1,013	1,011		
Total Collections	\$156,165	\$160,977	\$211,385	\$528,527	\$528,527
Paternities Established	11	8	10	29	29
New Court Orders	9	12	17	38	38
FISHING LICENSE WAIVERS					
Fishing License Waivers	0	4	7	11	11
FOOD & NUTRITION SERVICES					
Total Households	3,483	3,485	3,439		
Total Individuals	6,857	6,871	6,760		
Report Card (App. Timeliness) [Goal: 95%]	100%	98%			
Report Card (Recert. Timeliness) [Goal: 95%]	99%	99%	100%		
Benefits Distributed	\$ 1,823,750	\$1,842,610	\$1,040,778	\$4,707,138	\$4,707,138

2023	January	February	March	Qtr. Total	Annual Total
FOSTER CARE					
Children Entering Care	9	5	1	15	15
Total Children in Care	96	101	94		
Children Discharged	8	1	8	17	17
Children in Care Over 1 Year	51	53	52		
% Receiving a Monthly Visit [Goal 100%]	99%	99%	98%		
% Visited in the Home [Goal > 90%]	89%	91%	87%		
Foster Care 18-21	6	6	6		
Monitoring of Children No Longer in Custody	1	1	1		
Licensed Foster Homes	12	11	13		
Sanctioned Homes	1	2	1		
# of Individuals/Families Receiving Training	0	8 fam	6 fam		
Recruitment Events Held	6	5	2	13	13
Foster Care Costs (county/state/fed)	\$125,665	\$121,839	not avail	\$247,504	\$247,504
Children Free For Adoption	9	9	16		
Children Open for LINKS	84	89	80		
Adoptions Completed	3	0	4	7	7
Adoption Assistance Cases	176	176	176		
Adoption Assistance Costs (fed & state)	\$8,913	\$3,425	\$1,332	\$13,670	\$13,670
MEDICAID [ADULT, FAMILY & CHILDREN'S]					
# of Cases	8,758	8,650	9,013		
Report Card (Timeliness) [Goal: 85%]	99%	99%	95%		
Public Assistance Hearings (All Areas)	2	3	1		
MEDICAID TRANSPORTATION					
Clients Served	177	140	201		
Trips Provided	1,292	1,140	822	3,254	3,254
Monthly Cost	\$51,482	\$49,762	\$49,463	\$150,707	\$150,707
PROGRAM INTEGRITY					
New Claims Established	\$ 8,421	\$1,032	\$0	\$ 9,453	\$9,453
Total Collections	\$574	\$1,448	\$1,097	\$3,119	\$3,119
Retained in County	\$183	\$250	\$335	\$2,790	\$2,790
SPECIAL ASSISTANCE					
# of Special Assistance Cases	131	131	132		
Benefits Distributed	\$50,679	\$51,823	\$48,408	\$150,910	\$150,910
SA/MH LIAISON					
Number of Referrals during the Month	5	9	10	24	24
Open Cases at end of Month	31	33	38		
VACANCIES					
Social Work	5	4	5		
Clerical/Income Maintenance/Child Support	1	2	1		
WORK FIRST					
Total Work First Cases	48	46	46		
Number of Child Only Cases	48	46	46		
Employment Cases	0	0	0		
Benefits Distributed	\$10,169	\$9,767	\$9,350	\$29,286	\$29,286
OTHER					
Other Registrations	2	0	3	5	5
Walk-In Traffic	963	719	854	2,536	2,536



NC DEPARTMENT OF
**HEALTH AND
HUMAN SERVICES**

ROY COOPER • Governor

KODY H. KINSLEY • Secretary

JOYCE MASSEY-SMITH, MPA •
Director, Division of Aging and Adult Services

March 3, 2023

DEAR COUNTY DIRECTOR OF SOCIAL SERVICES

ATTENTION: ADULT SERVICES SUPERVISORS AND PROGRAM MANAGERS

SUBJECT: ADULT SERVICES SURVEY REPORT SFY 2021-2022

REQUIRED ACTION: ☒ Information Only ☐ Time Sensitive ☐ Action Required

The Division of Aging and Adult Services (DAAS) is pleased to provide you with the finalized Adult Services Survey Report for state fiscal year 2021 – 2022. Monthly data collected from your agencies has been gathered throughout the previous state fiscal year and compiled into this report. The data captured represents information from your agencies' monthly surveys, APS-R register reports and the Client Services Data Warehouse (CSDW). The information shows all areas of your adult services programs, to include Adult Protective Services, Guardianship, and Special Assistance In-Home.

Thank you for the hard work and dedication that you and your staff provide for vulnerable adults in your communities. If you have questions or need additional information, please contact Sarah Richardson, Adult Services Program Administrator, sarah.richardson@dhhs.nc.gov or the Adult Services listserv at DAAS.AdultServices@dhhs.nc.gov.

Sincerely,

Karey Perez
Adult Services Section Chief

DAAS_AS_07_2023

KP/smr

NC DEPARTMENT OF HEALTH AND HUMAN SERVICES • DIVISION OF AGING AND ADULT SERVICES

LOCATION: 693 Palmer Drive, Taylor Hall, Raleigh, NC 27603
MAILING ADDRESS: 2101 Mail Service Center, Raleigh, NC 27699-2101
www.ncdhhs.gov • TEL: 919-855-3400 • FAX: 919-733-0443

AN EQUAL OPPORTUNITY / AFFIRMATIVE ACTION EMPLOYER



NC DEPARTMENT OF
**HEALTH AND
HUMAN SERVICES**

ROY COOPER • GOVERNOR
KODY H. KINSLEY • SECRETARY
JOYCE MASSEY-SMITH, MPA •
DIRECTOR, DIVISION OF AGING AND ADULT SERVICES

ADULT SERVICES FINAL REPORT

SFY 2021-2022

Joyce Massey-Smith, Director
Karey Perez, Adult Services Section Chief
Sarah Richardson, Adult Services Program Administrator
Thomas Grecco, Special Assistance Program Administrator

Table of Contents

DAAS Adult Services Contact Information	3
County Contact Information	4-5
Adult Protective Services	6
Adult Protective Services Reports	7-9
Adult Protective Services – Information & Referral or Outreach	10
Adult Protective Services Distinct Client Count	11-12
Adult Protective Services- Substantiation and Confirmation Rates	13
Adult Protective Services- Evaluation Timeframes	14
Adult Protective Services- Initiation & Protection Timeframes	15
Adult Services- Staffing	16
Adult Protective Services Funding	17
Adult Protective Services- Essential Services Funding	18-21
Adult Services Training	22
Multidisciplinary Teams (MDTs)	23
Guardianship	24
Guardianship and Contracting with Corporations Guardianship	25
Funding	26
Special Assistance In Home	27
Special Assistance In Home- Active Cases	28
Special Assistance In Home- Facility Cases	29
Special Assistance In Home Waiting Lists	30
NC Coverage Maps	31
Statewide Consultations	32
Special Assistance Adult Services SharePoint	33
Medicaid Administrative Claiming (MAC)	34-39

ADULT SERVICES SECTION

CENTRAL OFFICE (919) 855-3400

Karey Perez, Section Chief

Sarah M. Richardson, Adult Services Program Administrator

Kristi Wall, Administrative Assistant

LeShana Baldwin, Adult Services Program Coordinator

Kasie Odham, Adult Services Program Coordinator

Alexandria Wilkens, Adult Services Program Coordinator

Christie Danforth, Adult Services Program Coordinator

Denyse Leake, Adult Protective Services Consultant

Preston Craddock, Guardianship Consultant

Kimberly Johnson, Program Assistant

Special Assistance

Thomas Grecco, Special Assistance Program Administrator

Charlotte Blake, Continuous Quality Improvement Specialist

Wendy Booth, Continuous Quality Improvement Specialist

Latesha Haddock, Continuous Quality Improvement Specialist

Dawn Jernigan, Continuous Quality Improvement Specialist

Valerie Williams, Continuous Quality Improvement Specialist

Saunji Perry, Continuous Quality Improvement Specialist

Laurie Williamson, Continuous Quality Improvement Specialist

Charlotte Gibbons, (NC FAST) Special Assistance

Vacant, Program Assistant

Adult Services

April Black, Continuous Quality Improvement Specialist

LaVerne Blue, Continuous Quality Improvement Specialist

Kathi Graham, Continuous Quality Improvement Specialist

Grandy Mann, Continuous Quality Improvement Specialist

Katie McCarron, Continuous Quality Improvement Specialist

Kate Walton, Continuous Quality Improvement Specialist

Joann Windley, Continuous Quality Improvement Specialist

DSS County Contact Information

County Name	Phone Number	County Name	Phone Number	County Name	Phone Number
Alamance	336-570-6532	Franklin	919 496-5721	Pamlico	252-745-4086
Alexander	828-632-1080	Gaston	704-862-7500	Pasquotank	252-338-2126
Alleghany	336-372-1445	Gates	252-357-0075	Pender	910-259-1240
Anson	704-694-9351	Graham	828-479-7911	Perquimans	252-426-7373
Ashe	336-846-5719	Granville	919-693-1511	Person	336-599-8361
Avery	828-733-8248	Greene	252-747-5932	Pitt	252-902-1110
Beaufort	252-975-5500	Guildford	336-641-3447	Polk	828-894-2100
Bertie	252-794-6307	Halifax	252-536-6443	Randolph	336-683-8000
Bladen	910-862-6858	Harnett	910-893-7500	Richmond	910-997-8480
Brunswick	910-253-2077	Haywood	828-452-6620	Robeson	910-671-3500
Buncombe	828-250-5588	Henderson	828-697-5500	Rockingham	336-342-1394
Burke	828-764-9600	Hertford	252-358-7830	Rowan	704-216-8330
Cabarrus	704-920-1400	Hoke	910-875-8725	Rutherford	828-287-6199
Caldwell	828-426-8271	Hyde	252-926-4476	Sampson	910-592-7131
Camden	252-331-4787	Iredell	704-873-5631	Scotland	910-277-2500
Carteret	252-728-3181	Jackson	828-586-5546	Stanly	704-982-6100
Caswell	336-694-4141	Johnston	919 989-5300	Stokes	336-593-2861
Catawba	828-695-5600	Jones	252-448-2581	Surry	336-401-8700
Chatham	919-542-2759	Lee	919-718-4690	Swain	828-488-6921
Cherokee	828-835-8520	Lenoir	252-559-6400	Transylvania	828-884-3174
Chowan	252-482-7441	Lincoln	704-732-0738	Tyrrell	252-796-2653
Clay	828-389-6301	Macon	828-349-2124	Union	704-296-4300
Cleveland	704-487-0661	Madison	828-649-2711	Vance	252-492-5001
Columbus	910-642-2800	Martin	252-789-4400	Wake	919-212-7000
Craven	252-636-4900	McDowell	828-652-3355	Warren	252-257-5000
Cumberland	910-323-1540	Mecklenburg	704-336-3000	Washington	252-793-4041
Currituck	252-232-3083	Mitchell	828-688-2175	Watauga	828-265-8100
Dare	252-475-5500	Montgomery	910-576-6531	Wayne	919-580-4034
Davidson	336-242-2500	Moore	910-947-2436	Wilkes	336-651-7400
Davie	336-753-6250	Nash	252-459-9818	Wilson	252-206-4000
Duplin	910-296-2200	New Hanover	910-798-3400	Yadkin	336-679-4210
Durham	919-560-8000	Northampton	252-534-5811	Yancey	828-682-6148
Edgecombe	252-641-7611	Onslow	910-455-4145		
Forsyth	336-703-3800	Orange	919-245-2800		

*Data collected on DHHS DSS Online Directory

<https://www.ncdhhs.gov/divisions/social-services/local-dss-directory>

DSS County Contact Information

County Name	Fax Number	County Name	Fax Number	County Name	Fax Number
Alamance	336-570-6497	Franklin	919 496-8137	Pamlico	252-745-7384
Alexander	828-632-1092	Gaston	704-862-7885	Pasquotank	252-338-7512
Alleghany	336-372-2635	Gates	252-357-2132	Pender	910-259-1418
Anson	704-695-1608	Graham	828-479-7928	Perquimans	252-426-1240
Ashe	336-846-5779	Granville	919-603-5090	Person	336-597-9339
Avery	828-733-8245	Greene	252-747-8654	Pitt	252-413-1299
Beaufort	252-975-5555	Guildford	336-641-6868	Polk	828-894-6326
Bertie	252-794-5344	Halifax	252-536-2432	Randolph	336-683-8131
Bladen	910-862-6801	Harnett	910-893-6604	Richmond	910-997-8447
Brunswick	910-253-2071	Haywood	828-452-6686	Robeson	910-671-3092
Buncombe	828-250-6235	Henderson	828-697-4544	Rockingham	336-634-1847
Burke	828-764-9793	Hertford	252-358-0597	Rowan	704-638-3134
Cabarrus	704-920-1401	Hoke	910-875-1068	Rutherford	828-287-6350
Caldwell	828-426-8398	Hyde	252-926-3711	Sampson	910-592-4297
Camden	252-335-1009	Iredell	704-878-5419	Scotland	910-277-2402
Carteret	252-648-7462	Jackson	828-586-6270	Stanly	704-983-5818
Caswell	336-694-1816	Johnston	919-989-5324	Stokes	336-593-9362
Catawba	828-695-2497	Jones	252-488-5651	Surry	336-401-8750
Chatham	919-542-6355	Lee	919-718-4634	Swain	828-488-8271
Cherokee	828-837-9789	Lenoir	252-559-6381	Transylvania	828-884-3263
Chowan	252-482-7041	Lincoln	704-736-8727	Tyrrell	252-796-1732
Clay	828-389-6427	Macon	828-349-2401	Union	704-296-6151
Cleveland	704-484-1051	Madison	828 649-3687	Vance	252-438-5997
Columbus	910-641-3970	Martin	252-789-4409	Wake	919-212-7285
Craven	252-636-4946	McDowell	828-652-9167	Warren	252-257-4656
Cumberland	910-677-2801	Mecklenburg	704-353-1325	Washington	252-793-3195
Currituck	252-232-2167	Mitchell	828-688-4940	Watauga	828-265-7638
Dare	252-473-9824	Montgomery	910-576-5016	Wayne	919-731-1293
Davidson	336-249-7588	Moore	910-947-1618	Wilkes	336-651-7568
Davie	336-751-1639	Nash	252-459-9833	Wilson	252-237-1544
Duplin	910-296-2323	New Hanover	910-798-7824	Yadkin	336-679-2664
Durham	919-560-8102	Northampton	252-534-0061	Yancey	828-682-6712
Edgecombe	252-641-7980	Onslow	910 219-4983		
Forsyth	336-727-2850	Orange	919-644-3005		

*Data collected on DHHS DSS Online Directory

<https://www.ncdhhs.gov/divisions/social-services/local-dss-directory>

ADULT PROTECTIVE SERVICES (APS)

Adult Protective Services (APS) is a statutorily mandated service that provides for the protection of disabled and vulnerable adults. North Carolina General Statute 108A gives county departments of social services the authority to evaluate reports of abuse, neglect, and exploitation when a disabled adult is the alleged victim. The primary purpose of Adult Protective Services is to help the disabled adult who has experienced or is experiencing maltreatment to be free from abuse, neglect, and exploitation. The available funds to pay for these services are limited, often depleted early in the state fiscal year, and primarily funded by counties.

Adult Protective Services reports are consistently increasing each state fiscal year. North Carolina ranks 9th nationally in total population (10.6 million) and in the number of people 65 and older. In 2025, 1 in 5 North Carolinians will be 65 or older. Our 65 and older population will almost double in the next twenty years. Individuals 85 and older will be the fastest growing segment beginning 2030, when 2.4 million baby boomers approach their 85th birthday. [NC State Aging Profile 2018](#)

The data in this report was provided by each of the 100 county departments of social services and the Office of State Budget Management.

APS Reports Received in NC for SFY 2021-2022

Total: 34,470

County Name	Total	County Name	Total	County Name	Total
Alamance	926	Franklin	115	Pamlico	65
Alexander	158	Gaston	1160	Pasquotank	153
Alleghany	107	Gates	16	Pender	222
Anson	67	Graham	62	Perquimans	94
Ashe	175	Granville	118	Person	181
Avery	37	Greene	43	Pitt	767
Beaufort	288	Guildford	1251	Polk	135
Bertie	99	Halifax	174	Randolph	249
Bladen	121	Harnett	147	Richmond	161
Brunswick	472	Haywood	409	Robeson	571
Buncombe	2090	Henderson	530	Rockingham	651
Burke	418	Hertford	55	Rowan	528
Cabarrus	510	Hoke	132	Rutherford	502
Caldwell	456	Hyde	30	Sampson	219
Camden	33	Iredell	220	Scotland	37
Carteret	352	Jackson	247	Stanly	233
Caswell	73	Johnston	419	Stokes	170
Catawba	588	Jones	29	Surry	243
Chatham	207	Lee	144	Swain	95
Cherokee	182	Lenoir	213	Transylvania	195
Chowan	50	Lincoln	336	Tyrrell	36
Clay	55	Macon	217	Union	493
Cleveland	767	Madison	91	Vance	96
Columbus	187	Martin	120	Wake	1317
Craven	522	McDowell	199	Warren	43
Cumberland	1264	Mecklenburg	2660	Washington	84
Currituck	109	Mitchell	75	Watauga	115
Dare	74	Montgomery	131	Wayne	507
Davidson	386	Moore	488	Wilkes	446
Davie	145	Nash	320	Wilson	363
Duplin	203	New Hanover	1479	Yadkin	28
Durham	809	Northampton	52	Yancey	145
Edgecombe	297	Onslow	805		
Forsyth	307	Orange	305		

**Data collected through AS Monthly Survey*

APS Reports Screened In & Screened Out

Total Screened In Reports:	20,510	Total Screened Out Reports:	13,960
**State Average of Screened in Reports		61%	

County Name	IN	OUT	%**	County Name	IN	OUT	%**	County Name	IN	OUT	%**
Alamance	521	405	56%	Franklin	76	39	66%	Pamlico	20	45	31%
Alexander	89	69	56%	Gaston	768	392	66%	Pasquotank	88	65	58%
Alleghany	76	31	71%	Gates	10	6	63%	Pender	143	79	64%
Anson	44	23	66%	Graham	48	14	77%	Perquimans	44	50	47%
Ashe	85	90	49%	Granville	68	50	58%	Person	91	90	50%
Avery	12	25	32%	Greene	33	10	77%	Pitt	628	139	82%
Beaufort	259	29	90%	Guildford	834	417	67%	Polk	76	59	56%
Bertie	81	18	82%	Halifax	99	75	57%	Randolph	167	82	67%
Bladen	81	40	67%	Harnett	129	18	88%	Richmond	96	65	60%
Brunswick	218	254	46%	Haywood	236	173	58%	Robeson	456	115	80%
Buncombe	1238	852	59%	Henderson	305	225	58%	Rockingha m	219	432	34%
Burke	303	115	72%	Hertford	35	20	64%	Rowan	227	301	43%
Cabarrus	221	289	43%	Hoke	105	27	80%	Rutherford	284	218	57%
Caldwell	299	157	66%	Hyde	21	9	70%	Sampson	178	41	81%
Camden	14	19	42%	Iredell	115	105	52%	Scotland	27	10	73%
Carteret	235	117	67%	Jackson	114	133	46%	Stanly	164	69	70%
Caswell	54	19	74%	Johnston	360	59	86%	Stokes	79	91	46%
Catawba	400	188	68%	Jones	11	18	38%	Surry	134	109	55%
Chatham	68	139	33%	Lee	82	62	57%	Swain	55	40	58%
Cherokee	94	88	52%	Lenoir	143	70	67%	Transylvani a	101	94	52%
Chowan	26	24	52%	Lincoln	183	153	54%	Tyrrell	29	7	81%
Clay	25	30	45%	Macon	106	111	49%	Union	251	242	51%
Cleveland	265	502	35%	Madison	73	18	80%	Vance	59	37	61%
Columbus	76	111	41%	Martin	82	38	68%	Wake	789	528	60%
Craven	247	275	47%	McDowell	151	48	76%	Warren	30	13	70%
Cumberland	751	513	59%	Mecklenburg	1065	1595	40%	Washington	63	21	75%
Currituck	71	38	65%	Mitchell	53	22	71%	Watauga	53	62	46%
Dare	54	20	73%	Montgomery	79	52	60%	Wayne	343	164	68%
Davidson	223	163	58%	Moore	228	260	47%	Wilkes	316	130	71%
Davie	89	56	61%	Nash	171	149	53%	Wilson	300	63	83%
Duplin	183	20	90%	New Hanover	1160	319	78%	Yadkin	13	15	46%
Durham	412	397	51%	Northampton	40	12	77%	Yancey	77	68	53%
Edgecombe	175	122	59%	Onslow	550	255	68%				
Forsyth	221	86	72%	Orange	167	138	55%				

* Screened in & out Charts are based on data reported on the APS monthly surveys.

Adult Protective Services Reports

Screened In Reports:	18,281	SFY average percentage of reports with prior intervention (INTV):	14%
-----------------------------	---------------	--	------------

County Name	Total	Prior INTV	%	County Name	Total	Prior INTV	%	County Name	Total	Prior INTV	%
Alamance	364	65	18%	Franklin	73	11	15%	Pamlico	18	2	11%
Alexander	70	9	13%	Gaston	798	127	16%	Pasquotank	81	13	16%
Alleghany	61	8	13%	Gates	13	2	15%	Pender	130	14	11%
Anson	44	3	7%	Graham	39	4	10%	Perquimans	30	5	17%
Ashe	71	10	14%	Granville	51	3	6%	Person	74	10	14%
Avery	13	1	8%	Greene	31	6	19%	Pitt	518	87	17%
Beaufort	258	43	17%	Guildford	740	110	15%	Polk	67	10	15%
Bertie	74	8	11%	Halifax	92	4	4%	Randolph	202	28	14%
Bladen	69	7	10%	Harnett	127	13	10%	Richmond	74	6	8%
Brunswick	143	18	13%	Haywood	238	40	17%	Robeson	426	65	15%
Buncombe	1032	215	21%	Henderson	290	56	19%	Rockingham	204	23	11%
Burke	253	41	16%	Hertford	29	4	14%	Rowan	132	16	12%
Cabarrus	124	17	14%	Hoke	84	12	14%	Rutherford	257	34	13%
Caldwell	279	46	16%	Hyde	7	3	43%	Sampson	167	24	14%
Camden	10	0	0%	Iredell	92	10	11%	Scotland	28	5	18%
Carteret	232	40	17%	Jackson	64	5	8%	Stanly	146	19	13%
Caswell	42	4	10%	Johnston	367	50	14%	Stokes	70	11	16%
Catawba	378	60	16%	Jones	7	1	14%	Surry	123	8	7%
Chatham	70	7	10%	Lee	62	11	18%	Swain	52	8	15%
Cherokee	91	13	14%	Lenoir	116	12	10%	Transylvania	92	15	16%
Chowan	27	1	4%	Lincoln	161	25	16%	Tyrrell	24	7	29%
Clay	24	4	17%	Macon	86	10	12%	Union	206	33	16%
Cleveland	261	36	14%	Madison	71	11	15%	Vance	52	2	4%
Columbus	64	10	16%	Martin	71	8	11%	Wake	744	109	15%
Craven	117	14	12%	McDowell	151	18	12%	Warren	27	2	7%
Cumberland	681	112	16%	Mecklenburg	954	142	15%	Washington	64	5	8%
Currituck	60	8	13%	Mitchell	49	7	14%	Watauga	50	4	8%
Dare	57	6	11%	Montgomery	74	13	18%	Wayne	320	42	13%
Davidson	202	23	11%	Moore	228	40	18%	Wilkes	302	61	20%
Davie	87	8	9%	Nash	105	10	10%	Wilson	248	33	13%
Duplin	173	24	14%	New Hanover	1080	228	21%	Yadkin	42	6	14%
Durham	419	71	17%	Northampton	40	1	3%	Yancey	67	12	18%
Edgecombe	94	13	14%	Onslow	514	105	20%				
Forsyth	240	19	8%	Orange	156	22	14%				

* APS-R Charts are based on the APS 702-1 report with a run date of 06-30-2022.

APS, INFORMATION, AND OUTREACH

10

Adult Protective Services reports are received by county departments of social services. The information is reviewed to determine whether it meets the criteria mandated in N.C. General Statute 108A.

The three criteria are:


1. a disabled adult
2. who has been abused, neglected or exploited, and
3. is in need of protective services.

If any of the three criteria are not met, the APS report is screened out. The individual may be provided information & referral or outreach. The information may be referred to another agency or given additional information about resources in the community. An outreach may be completed with the adult in their home or through a phone call to gather additional information and provide services or resources.



Counties provided information & referral or Outreach for 13,235 individuals in SFY 21/22.

94% of Screened out reports were provided with Information and Referrals or Outreach services.



APS - Distinct Client Count

County Name	202	204	County Name	202	204	County Name	202	204
Alamance	312	79	Franklin	61	11	Pamlico	16	2
Alexander	49	6	Gaston	621	184	Pasquotank	77	4
Alleghany	51	12	Gates	9	1	Pender	117	17
Anson	40	6	Graham	24	2	Perquimans	24	1
Ashe	61	7	Granville	55	10	Person	65	5
Avery	14	2	Greene	21	2	Pitt	247	58
Beaufort	214	30	Guildford	1043	20	Polk	58	5
Bertie	79	12	Halifax	81	13	Randolph	166	8
Bladen	66	13	Harnett	107	6	Richmond	77	7
Brunswick	155	12	Haywood	200	18	Robeson	360	133
Buncombe	768	103	Henderson	257	38	Rockingham	182	45
Burke	236	18	Hertford	27	6	Rowan	125	19
Cabarrus	104	15	Hoke	83	7	Rutherford	207	5
Caldwell	204	38	Hyde	8	2	Sampson	120	32
Camden	13	1	Iredell	77	10	Scotland	24	2
Carteret	192	31	Jackson	62	6	Stanly	137	15
Caswell	41	2	Johnston	307	53	Stokes	66	7
Catawba	317	48	Jones	9	1	Surry	116	39
Chatham	56	11	Lee	57	4	Swain	39	12
Cherokee	78	7	Lenoir	112	5	Transylvania	82	8
Chowan	27	6	Lincoln	124	39	Tyrrell	20	9
Clay	20	6	Macon	77	7	Union	156	14
Cleveland	191	19	Madison	64	6	Vance	52	16
Columbus	71	14	Martin	63	6	Wake	614	33
Craven	112	30	McDowell	139	7	Warren	27	0
Cumberland	521	52	Mecklenburg	926	88	Washington	51	1
Currituck	44	1	Mitchell	48	7	Watauga	42	5
Dare	53	9	Montgomery	65	19	Wayne	270	36
Davidson	188	30	Moore	185	17	Wilkes	226	24
Davie	82	29	Nash	86	10	Wilson	236	38
Duplin	122	9	New Hanover	799	60	Yadkin	36	1
Durham	380	51	Northampton	41	9	Yancey	49	9
Edgecombe	86	27	Onslow	376	28			
Forsyth	229	16	Orange	93	4			

**Data collected through Client Services Data Warehouse*

Discount client count refers to how many individuals were served through an Adult Protective Services evaluation (202) and through the mobilization of protective services (204).

APS REPORTING

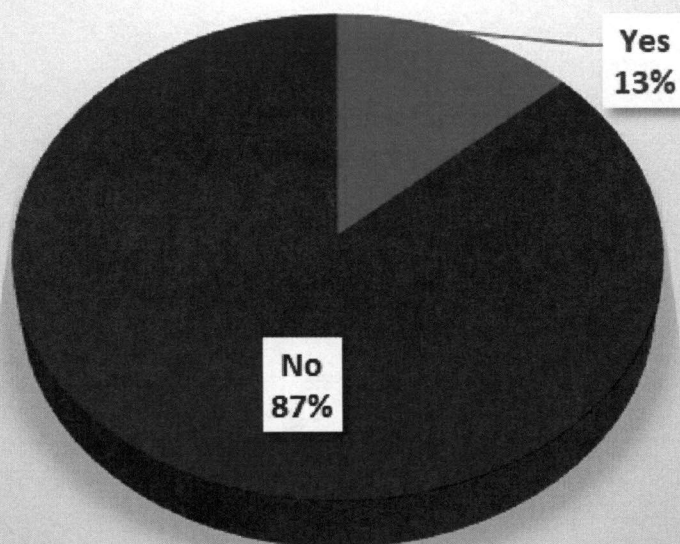
State Totals for Distinct 202 Cases:

15,567

State Totals for Distinct 204 Cases:

2,068

Outcome was APS Mobilizing Services



Substantiation and Confirmation Rates

SFY Average Confirmation Rate:	46%	SFY Average Substantiation Rate:	23%
---	------------	---	------------

County Name	Confirm. Rate	Sub. Rate	County Name	Confirm. Rate	Sub. Rate	County Name	Confirm. Rate	Sub. Rate
Alamance	61%	43%	Franklin	47%	31%	Pamlico	33%	11%
Alexander	64%	34%	Gaston	50%	38%	Pasquotank	43%	19%
Alleghany	68%	49%	Gates	53%	23%	Pender	53%	31%
Anson	45%	20%	Graham	43%	15%	Perquimans	53%	23%
Ashe	33%	25%	Granville	60%	33%	Person	70%	39%
Avery	23%	7%	Greene	38%	19%	Pitt	62%	35%
Beaufort	36%	16%	Guildford	43%	12%	Polk	22%	11%
Bertie	56%	18%	Halifax	56%	32%	Randolph	42%	10%
Bladen	57%	37%	Harnett	57%	27%	Richmond	47%	8%
Brunswick	33%	8%	Haywood	46%	15%	Robeson	64%	53%
Buncombe	32%	20%	Henderson	53%	17%	Rockingham	50%	32%
Burke	44%	19%	Hertford	27%	20%	Rowan	48%	28%
Cabarrus	52%	20%	Hoke	46%	23%	Rutherford	33%	13%
Caldwell	53%	31%	Hyde	42%	28%	Sampson	54%	49%
Camden	40%	10%	Iredell	30%	9%	Scotland	39%	25%
Carteret	51%	17%	Jackson	54%	25%	Stanly	43%	21%
Caswell	35%	11%	Johnston	48%	22%	Stokes	38%	24%
Catawba	48%	26%	Jones	14%	0%	Surry	58%	36%
Chatham	70%	31%	Lee	27%	17%	Swain	57%	30%
Cherokee	54%	17%	Lenoir	25%	6%	Transylvania	51%	25%
Chowan	48%	37%	Lincoln	62%	31%	Tyrrell	62%	50%
Clay	41%	29%	Macon	37%	19%	Union	61%	17%
Cleveland	34%	14%	Madison	47%	23%	Vance	46%	42%
Columbus	46%	26%	Martin	35%	14%	Wake	37%	13%
Craven	51%	27%	McDowell	63%	20%	Warren	29%	7%
Cumberland	45%	19%	Mecklenburg	40%	16%	Washington	42%	18%
Currituck	51%	3%	Mitchell	40%	28%	Watauga	34%	24%
Dare	54%	21%	Montgomery	35%	28%	Wayne	32%	22%
Davidson	64%	40%	Moore	48%	17%	Wilkes	47%	26%
Davie	71%	34%	Nash	29%	19%	Wilson	41%	33%
Duplin	39%	20%	New Hanover	43%	16%	Yadkin	35%	16%
Durham	36%	21%	Northampton	62%	22%	Yancey	55%	28%
Edgecombe	58%	43%	Onslow	47%	18%			
Forsyth	48%	22%	Orange	40%	15%			

* APS-R Charts are based on the APS 702-1 report with a run date of 06-30-2022

Evaluation Timeframes

SFY Average # of days for Abuse	15.0 Days	SFY Average # of days for Neglect	22.1 Days	SFY Average # of days for Exploitation	26.0 Days
---------------------------------------	------------------	---	------------------	--	------------------

County Name	ABS	NEG	EXP	County Name	ABS	NEG	EXP	County Name	ABS	NEG	EXP
Alamance	24.3	25.6	31.4	Franklin	18.0	19.9	32.8	Pamlico	0.0	8.0	0.0
Alexander	30.0	25.7	42.5	Gaston	19.2	21.6	28.8	Pasquotank	1.0	23.0	26.6
Alleghany	1.0	17.6	36.3	Gates	0.0	24.6	21.0	Pender	0.0	23.0	26.2
Anson	28.0	26.2	38.5	Graham	24.0	21.2	17.3	Perquimans	0.0	17.9	35.0
Ashe	0.0	21.9	0.0	Granville	30.3	22.6	23.0	Person	18.6	21.3	21.8
Avery	0.0	13.3	0.0	Greene	22.0	21.5	22.2	Pitt	30.4	26.2	36.9
Beaufort	0.0	25.0	37.1	Guildford	18.0	19.9	26.1	Polk	28.5	24.6	16.3
Bertie	24.0	22.4	37.2	Halifax	30.0	21.1	25.0	Randolph	26.0	19.2	19.0
Bladen	0.0	19.0	17.8	Harnett	28.0	24.3	31.4	Richmond	25.0	17.2	22.0
Brunswick	28.0	26.2	5.0	Haywood	26.2	23.3	36.6	Robeson	24.6	27.9	39.9
Buncombe	17.5	21.9	30.2	Henderson	16.0	21.1	31.9	Rockingham	0.0	13.2	22.0
Burke	30.0	28.3	40.0	Hertford	0.0	20.6	0.0	Rowan	25.5	24.9	32.0
Cabarrus	0.0	27.9	34.7	Hoke	0.0	23.5	21.0	Rutherford	20.1	21.8	27.9
Caldwell	9.1	25.1	40.2	Hyde	0.0	21.0	0.0	Sampson	28.0	22.8	36.0
Camden	0.0	21.0	0.0	Iredell	20.5	22.6	25.5	Scotland	0.0	16.3	21.0
Carteret	16.2	23.1	6.5	Jackson	23.8	22.0	36.5	Stanly	25.0	25.4	36.0
Caswell	0.0	19.9	33.0	Johnston	20.1	19.0	26.3	Stokes	25.6	13.8	22.7
Catawba	20.4	22.4	30.8	Jones	0.0	27.0	0.0	Surry	27.1	19.9	31.6
Chatham	24.6	28.5	37.2	Lee	16.0	19.8	0.0	Swain	0.0	15.6	0.0
Cherokee	41.0	22.9	32.6	Lenoir	0.0	24.7	27.0	Transylvania	26.0	22.4	27.5
Chowan	0.0	28.4	30.0	Lincoln	18.8	14.9	10.3	Tyrrell	0.0	19.9	0.0
Clay	0.0	16.1	0.0	Macon	13.0	20.2	27.4	Union	0.0	27.7	42.1
Cleveland	16.2	21.9	32.1	Madison	0.0	19.8	29.1	Vance	0.0	27.6	34.8
Columbus	0.0	20.7	26.0	Martin	33.6	21.2	38.0	Wake	24.2	25.4	33.2
Craven	0.0	19.9	13.6	McDowell	0.0	21.5	29.7	Warren	23.0	28.1	21.0
Cumberland	30.1	28.5	39.9	Mecklenburg	20.6	24.4	35.8	Washington	20.0	26.7	34.2
Currituck	0.0	28.0	38.2	Mitchell	0.0	25.4	44.0	Watauga	0.0	25.8	42.0
Dare	14.0	15.6	25.2	Montgomery	0.0	14.0	8.3	Wayne	9.0	22.4	23.0
Davidson	15.6	20.8	26.1	Moore	25.3	20.8	27.7	Wilkes	28.2	28.0	35.8
Davie	28.0	23.2	41.3	Nash	0.0	19.5	30.0	Wilson	29.8	25.4	36.1
Duplin	29.2	24.3	27.8	New Hanover	29.0	22.9	30.1	Yadkin	0.0	21.9	0.0
Durham	31.2	21.7	27.3	Northampton	0.0	21.1	39.0	Yancey	24.0	19.7	40.0
Edgecombe	27.0	20.4	20.1	Onslow	27.2	20.2	28.0				
Forsyth	22.5	23.1	34.1	Orange	23.5	23.3	38.0				

*APS-R Charts are based on APS 702-1 report with a run date of 06-30-2022

Initiation and Protection Timeframes

SFY average to initiate:			1.7 Days			SFY average to provide protective services:			81.2 Days		
County Name	AVG # Days to Initiate	AVG # Days to provide PS	County Name	AVG # Days to Initiate	AVG # Days to provide PS	County Name	AVG # Days to initiate Eval	AVG # Days to provide PS			
Alamance	1.5	71.1	Franklin	1.0	86.2	Pamlico	1.1	33.3			
Alexander	1.3	86.8	Gaston	1.7	92.6	Pasquotank	1.1	43.2			
Alleghany	0.4	120.9	Gates	1.0	140.7	Pender	0.0	77.9			
Anson	2.0	113.5	Graham	0.8	83.5	Perquimans	0.6	35.2			
Ashe	2.0	138.2	Granville	1.0	79.0	Person	1.5	81.9			
Avery	0.9	0.0	Greene	1.4	199.2	Pitt	15.3	110.7			
Beaufort	1.5	56.3	Guildford	1.1	81.3	Polk	0.8	33.8			
Bertie	1.3	35.2	Halifax	1.2	102.3	Randolph	1.4	41.7			
Bladen	0.6	59.4	Harnett	0.9	87.0	Richmond	0.9	71.0			
Brunswick	1.9	97.8	Haywood	1.0	63.2	Robeson	0.6	98.5			
Buncombe	1.3	78.7	Henderson	14.0	63.7	Rockingham	1.2	41.5			
Burke	5.5	65.1	Hertford	1.1	36.8	Rowan	3.5	82.1			
Cabarrus	1.1	125.7	Hoke	1.3	146.5	Rutherford	0.7	73.5			
Caldwell	1.0	65.1	Hyde	0.7	93.5	Sampson	1.1	123.8			
Camden	0.9	72.0	Iredell	1.2	99.0	Scotland	0.4	32.5			
Carteret	4.5	60.8	Jackson	0.6	52.7	Stanly	1.5	65.3			
Caswell	1.0	111.0	Johnston	1.2	77.3	Stokes	1.2	36.9			
Catawba	0.8	77.3	Jones	1.4	0.0	Surry	1.0	65.8			
Chatham	1.4	116.4	Lee	0.5	96.7	Swain	1.3	41.9			
Cherokee	0.8	67.8	Lenoir	0.6	53.7	Transylvania	0.8	75.7			
Chowan	1.8	48.3	Lincoln	1.5	50.7	Tyrrell	0.6	48.9			
Clay	0.7	58.8	Macon	1.5	111.2	Union	1.5	86.8			
Cleveland	0.9	57.3	Madison	0.8	77.6	Vance	0.9	117.2			
Columbus	0.9	78.1	Martin	6.2	29.5	Wake	1.4	115.8			
Craven	4.6	54.4	McDowell	0.7	101.8	Warren	0.6	294.5			
Cumberland	2.3	118.0	Mecklenburg	9.0	81.4	Washington	0.8	78.7			
Currituck	1.0	186.0	Mitchell	1.1	76.0	Watauga	1.1	120.7			
Dare	1.7	55.4	Montgomery	1.1	55.6	Wayne	1.2	102.0			
Davidson	1.0	52.9	Moore	1.0	60.6	Wilkes	0.7	75.4			
Davie	1.0	64.2	Nash	1.0	118.5	Wilson	1.1	113.1			
Duplin	1.1	129.2	New Hanover	1.4	71.5	Yadkin	1.1	30.0			
Durham	1.4	97.8	Northampton	0.6	81.2	Yancey	11.7	88.0			
Edgecombe	1.4	41.6	Onslow	1.4	62.1						
Forsyth	1.4	109.6	Orange	1.0	97.0						

* APS-R Charts are based on APS 702-1 report with a run date of 06-30-2022

ADULT SERVICES STAFFING

**329**

According to county agency survey, there were 329 adult services staff statewide.

Vacancies	
NC annual turnover rate of adult services social workers	41%
Reported Vacancies in NC as of June of 2022	86

ADULT PROTECTIVE SERVICES FUNDING

17

Adult Protective Services is federally funded through the Social Services Block Grant (SSBG), which is also the major source of funding for several other programs at county departments of social services.

Funding is limited, and must be shared across several different areas, resulting in many counties using all their allocation by the midpoint of the state fiscal year. Once this funding is depleted, then county funds must cover the remaining cost of providing the statutorily mandated program.

County	Federal-SSBG
\$20,618,549.06	\$4,929,371.28
81%	19%

At the beginning of SFY 2021-2022, Medicaid Administrative Claiming (MAC) was opened up to APS as a funding source for counties. The impact of this much needed additional funding is already visible. With the expansion of Medicaid Administration Claiming (MAC) funding to APS, counties have a much-needed additional source that includes a 50 percent federal and 50 percent county uncapped reimbursement.

MAC/APS Reimbursement for
SFY 21/22 was **\$5,142,466.03.**

APS Essential Services Funding

The Division of Aging and Adult Services (DAAS) allocated \$1,500,00.00 of the American Rescue Plan Act (ARPA) of 2021 funding to an Adult Protective Services (APS) Essential Services Fund for service period February of 2022 through December of 2022. This funding allows county departments of social services to provide essential services for adults for whom the need for protective services has been substantiated. These funds will assist adults to age in place, eliminating unnecessary institutionalization and promoting opportunities to return to a community-based setting when possible.

The fund is intended to assist county departments of social services in addressing identified protective services needs and mobilizing protective services where limited county funding and limited local resources may be a barrier. The funds are being made available in addition to any funds already allocated by the county and is not intended to replace funds already in place. Counties should ensure no other funding sources or resources are available to assist the individual prior to using the APS Essential Services Fund.

The APS Essential Services Fund must be used to provide and arrange for essential needs on behalf of an individual receiving Protective Services for Adults Planning and Mobilizing Services (SIS Code 204). The individual must be opened for SIS Code 204 services on a signed DSS-5027. If the individual is a recipient of the Community Alternatives Program (CAP) or the Special Assistance In Home Program (SAIH), counties should ensure that APS Essential Services Funds are used for needs that are not being covered through either of the programs.

These essential services needs include the provision of medical care for physical and mental health, assistance in personal hygiene, assistance with obtaining appropriate food, clothing, seeking and providing heated and ventilated shelter, providing for protection from health and safety hazards, and protection from abuse, neglect, and exploitation.

APS Essential Services Funding

**Total APS Essential Service Funding For
SFY 2021/2022:**

\$297,709.49

County Name	March Service Month	April Service Month	May Service Month	June Service Month
ALAMANCE	\$ 7,936.38	\$ 5,074.76	\$ 34,789.98	\$ 46,146.37
ALEXANDER	\$ -	\$ -	\$ -	\$ -
ALLEGHANY	\$ -	\$ -	\$ -	\$ -
ANSON	\$ -	\$ -	\$ -	\$ -
ASHE	\$ 103.99	\$ 159.34	\$ 629.23	\$ 607.14
AVERY	\$ -	\$ -	\$ -	\$ -
BEAUFORT	\$ -	\$ -	\$ -	\$ -
BERTIE	\$ -	\$ -	\$ 200.00	\$ -
BLADEN	\$ -	\$ -	\$ -	\$ 650.91
BRUNSWICK	\$ -	\$ 3,945.42	\$ -	\$ -
BUNCOMBE	\$ -	\$ -	\$ 254.00	\$ 832.92
BURKE	\$ -	\$ -	\$ -	\$ -
CABARRUS	\$ -	\$ -	\$ -	\$ -
CALDWELL	\$ -	\$ 66.99	\$ 132.60	\$ -
CAMDEN	\$ -	\$ -	\$ -	\$ -
CARTERET	\$ -	\$ -	\$ 6,320.88	\$ 7,199.62
CASWELL	\$ -	\$ -	\$ -	\$ -
CATAWBA	\$ -	\$ -	\$ 3,000.00	\$ 3,500.00
CHATHAM	\$ -	\$ 1,267.56	\$ 4,987.44	\$ -
CHEROKEE	\$ -	\$ 435.00	\$ -	\$ -
CHOWAN	\$ -	\$ -	\$ -	\$ -
CLAY	\$ -	\$ -	\$ -	\$ 720.00
CLEVELAND	\$ -	\$ -	\$ -	\$ 5,374.40
COLUMBUS	\$ -	\$ -	\$ -	\$ -
CRAVEN	\$ -	\$ -	\$ 3,224.98	\$ 3,224.98
CUMBERLAND	\$ -	\$ -	\$ -	\$ 3,744.73
CURRITUCK	\$ -	\$ -	\$ -	\$ -
DARE	\$ -	\$ -	\$ -	\$ -
DAVIDSON	\$ -	\$ -	\$ -	\$ 13,507.70
DAVIE	\$ -	\$ 580.00	\$ 1,000.00	\$ -
DUPLIN	\$ -	\$ -	\$ -	\$ -
DURHAM	\$ -	\$ -	\$ 23,596.78	\$ 19,812.10
EDGECOMBE	\$ -	\$ -	\$ -	\$ -
FORSYTH	\$ -	\$ 1,631.93	\$ 1,583.16	\$ 395.87
FRANKLIN	\$ -	\$ -	\$ -	\$ 785.89
GASTON	\$ -	\$ -	\$ 3,952.86	\$ 4,725.72

APS Essential Services Funding

GATES	\$ -	\$ -	\$ -	\$ 1,248.00
GRAHAM	\$ -	\$ -	\$ 3,337.00	\$ 340.62
GRANVILLE	\$ -	\$ -	\$ -	\$ -
GREENE	\$ -	\$ -	\$ -	\$ -
GUILFORD	\$ -	\$ -	\$ -	\$ -
HALIFAX	\$ -	\$ -	\$ -	\$ -
HARNETT	\$ -	\$ -	\$ -	\$ 3,533.01
HAYWOOD	\$ -	\$ -	\$ -	\$ 1,098.87
HENDERSON	\$ -	\$ -	\$ 2,610.70	\$ 3,797.06
HERTFORD	\$ -	\$ -	\$ -	\$ -
HOKE	\$ -	\$ -	\$ -	\$ -
HYDE	\$ -	\$ -	\$ -	\$ -
IREDELL	\$ -	\$ -	\$ -	\$ -
JACKSON	\$ 247.38	\$ -	\$ 1,777.36	\$ -
JOHNSTON	\$ -	\$ -	\$ -	\$ 80.65
JONES	\$ -	\$ -	\$ -	\$ -
LEE	\$ -	\$ -	\$ -	\$ -
LENOIR	\$ -	\$ -	\$ -	\$ -
LINCOLN	\$ -	\$ -	\$ -	\$ -
MACON	\$ -	\$ 151.94	\$ 1,567.36	\$ 151.00
MADISON	\$ -	\$ 19.78	\$ 11.78	\$ -
MARTIN	\$ -	\$ -	\$ -	\$ 41.97
MCDOWELL	\$ 2,364.00	\$ 4,609.80	\$ -	\$ -
MECKLENBURG	\$ -	\$ -	\$ -	\$ 7,810.58
MITCHELL	\$ -	\$ -	\$ -	\$ 84.80
MONTGOMERY	\$ -	\$ 1,640.96	\$ 2,218.78	\$ 412.02
MOORE	\$ -	\$ -	\$ -	\$ -
NASH	\$ -	\$ 3,935.21	\$ 3,210.51	\$ -
NEW HANOVER	\$ -	\$ -	\$ 214.50	\$ -
NORTHAMPTON	\$ -	\$ -	\$ -	\$ -
ONSLOW	\$ -	\$ -	\$ -	\$ 4,215.04
ORANGE	\$ -	\$ -	\$ -	\$ -
PAMLICO	\$ -	\$ -	\$ -	\$ -
PASQUOTANK	\$ -	\$ -	\$ -	\$ -
PENDER	\$ -	\$ -	\$ -	\$ -
PERQUIMANS	\$ -	\$ -	\$ -	\$ -
PERSON	\$ -	\$ 1,280.84	\$ 3,065.80	\$ 1,840.08
PITT	\$ -	\$ -	\$ -	\$ -
POLK	\$ -	\$ -	\$ -	\$ -
RANDOLPH	\$ -	\$ -	\$ -	\$ -
RICHMOND	\$ -	\$ 698.00	\$ -	\$ -
ROBESON	\$ 440.00	\$ 748.85	\$ 597.27	\$ 2,233.71
ROCKINGHAM	\$ -	\$ -	\$ -	\$ -

APS Essential Services Funding

ROWAN	\$ -	\$ -	\$ -	\$ -
RUTHERFORD	\$ 3,301.00	\$ 1,672.00	\$ -	\$ -
SAMPSON	\$ -	\$ -	\$ -	\$ -
SCOTLAND	\$ -	\$ -	\$ -	\$ -
STANLY	\$ -	\$ -	\$ -	\$ -
STOKES	\$ -	\$ -	\$ -	\$ -
SURRY	\$ 416.89	\$ 913.86	\$ 2,428.30	\$ -
SWAIN	\$ 681.31	\$ 78.01	\$ 2,008.58	\$ -
TRANSYLVANIA	\$ 93.20	\$ -	\$ -	\$ 48.00
TYRRELL	\$ -	\$ -	\$ -	\$ -
UNION	\$ -	\$ -	\$ 861.07	\$ 645.39
VANCE	\$ -	\$ -	\$ -	\$ -
WAKE	\$ -	\$ -	\$ 2,199.60	\$ 1,252.48
WARREN	\$ -	\$ -	\$ -	\$ -
WASHINGTON	\$ -	\$ -	\$ -	\$ -
WATAUGA	\$ -	\$ -	\$ -	\$ -
WAYNE	\$ -	\$ -	\$ -	\$ -
WILKES	\$ -	\$ -	\$ -	\$ 642.00
WILSON	\$ -	\$ -	\$ 2,423.94	\$ 307.00
YADKIN	\$ -	\$ -	\$ -	\$ -
YANCEY	\$ -	\$ -	\$ -	\$ -
	\$ 15,584.15	\$ 28,910.25	\$ 112,204.46	\$ 141,010.63

ADULT SERVICES TRAINING

22

The Division of Aging and Adult Service provides basic skills and advanced level trainings for the following programs: Adult Protective Services, Guardianship, and Medicaid Administrative Claiming, and other Adult Services programs.



DAAS launched a new Learning Management System in July of 2022. We are excited to report that as of November of 2022 we have 1,260 users registered on Absorb and all 100 Counties are now represented.

For SFY 21-22, trainings were conducted in the virtual environment due to safety concerns.

In SFY 22-23, the state conducted in-person training for the first time since the COVID-19 pandemic. The updated training calendar was issued in December of 2022.

2021-2022 DAAS Training Offerings:

- APS Basic Skills
- APS Financial Exploitation
- APS Assessing Capacity to Consent
- APS for the Non-APS Worker
- Adult Services Supervisor
- Director Training
- Effective Social Work CORE
- Fundamentals of Guardianship
- Medicaid Administrative Claiming for Adults and Children
- Service Planning
- Severe and Persistent Mental Illness

MULTIDISCIPLINARY TEAMS (MDT)

DSS are seeing an increase in difficult cases involving severe and persistent mental illness. Many cases involve mental health issues, behavioral issues, criminal and sometimes complex medical issues. There is a growing need for counties to work collaboratively with their community partners. Collaboration on a local level is critical to resolving these complex issues. All 100 counties should have an MDT. There are currently only 34 county DSSs with an identified MDT and about 20 are active. Having a MDT is critical to helping identify services and resources that are needed to help address complex client issues. DAAS is collaborating with the UNC School of Government to develop resources to help the counties develop and sustain MDTs. By working in unison, the strength of each agency can complement the others. Together, the agencies involved in the MDT can ensure that individuals do not fall through the cracks while addressing their range of needs. An MDT allows each team's strengths to shine, by bringing a diverse group of professionals to the table to identify needs and together pinpoint solutions to assist positive outcomes in complex cases. When developing a MDT counties should include a wide range of partners from all disciplines such as mental health, local hospital discharge planner/social worker, law enforcement, home health, Elder Justice Centers, aging services, homeless shelters, local advocacy groups and a facility representative. Agencies that work collaboratively can produce better solutions for individuals, MDT members, and the community.

Successful MDT partnerships can benefit individuals in need of services in the following ways:

- Can help agencies gain an understanding of local resources and community partners.
- Enhances the probability that no matter where individuals enter the system, they have access to coordinated services.
- Individuals may receive concurrent services by many disciplines, coordination of these services may reduce the number of systems the individual has to navigate.
- Collaboration promotes greater awareness of available services and improves access to and receipt of services for individuals.

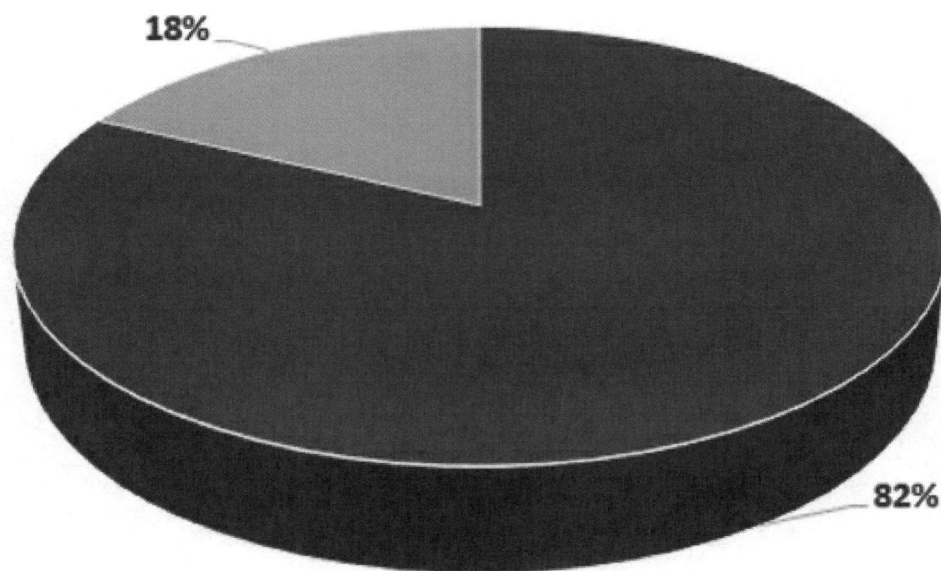
GUARDIANSHIP

Adult guardianship is governed by North Carolina General Statute 35A. County departments of social services Directors are the only statutorily defined disinterested public agent guardians (DPAG). County DSS Directors are appointed for incompetent individuals when no other family or social supports are identified. The guardian is responsible for making decisions about their person or estate, for the best interest of the individual under guardianship.

There are three types of guardianship appointments:

1. Guardianship of the Person- involves making decisions about the individual's medical procedures, placement, and overall wellbeing.
2. Guardianship of the Estate- involves management of the individual's property and financial resources.
3. General Guardian- has the responsibility of both the person and estate decisions.

June 2022 Guardianship



5,786 Total Guardianships

- **4,757 DSS was Guardian**
- **1,029 Contracted with Private Agency through a County DSS**

Learn more about Guardianship at:

<https://www.ncdhhs.gov/assistance/guardianship/guardianship-alternatives-to-guardianship>

GUARDIANSHIP & CONTRACTING WITH CORPORATIONS

25

DAAS, on behalf of county DSS, manages contracts for 1,410 individuals served by one of six private guardianship corporations. Each corporation has a specific number of individuals that they contractually serve. The corporations are:

- The Arc of North Carolina
- Empowering Lives Guardianship Services
- Hope for the Future
- Phoenix Counseling
- GGems
- Case Management Services



1,410 individuals were served through contracts with DAAS.

Statewide, those contracts totaled \$3,795,442.80 for the SFY. The monthly amount for each individual per month is \$226.09.



GUARDIANSHIP FUNDING

The guardianship program is funded through the Social Services Block Grant (SSBG). This funds county staff time who work with this vulnerable population who often have both physical and mental health diagnosis.

The funding is often depleted quickly in the state fiscal year leaving county funding to cover the cost of providing this statutorily mandated program.

County	Federal-SSBG
\$8,042,105.22	\$6,353,655.33
56%	44%

SPECIAL ASSISTANCE IN HOME (SAIH)

The Special Assistance In Home (SAIH) program was created for individuals who may need care in a facility, but who can remain safely in a private living arrangement (PLA), if provided with sufficient income, adequate housing, necessary health and social services, reliable informal support from family and friends, and case management services.

The N.C. General Assembly recognized this as a viable option when it passed a special provision in Session Law 1999 237 authorizing the SAIH Program, and then making it a permanent statutory program in 2007.

The goal of the SAIH program is to allow eligible individuals to remain in the community and live as independently as possible. The SAIH payment is an income supplement, and is intended to assist with the provision of daily necessities such as food, shelter, clothing, utilities, transportation, in-home aide services, essential household items, essential home repairs and modifications and other services that enable the client to live at home safely. The purpose of the SAIH payment is to help eligible individuals meet their basic financial needs.

As of June 30th 2022, 93% of counties were serving SAIH individuals , which equates to 3,747 individuals being served statewide.

Special Assistance In Home - Active Cases

Totals Active Cases: 3,747

DSS Managed Cases:

2,323

LME/MCO Managed Cases:

1,424

County Name	Current Active Cases	TCL	County Name	Current Active Cases	TCL	County Name	Current Active Cases	TCL
Alamance	19	19	Franklin	14	4	Pamlico	2	0
Alexander	3	2	Gaston	66	32	Pasquotank	41	10
Alleghany	0	0	Gates	1	0	Pender	12	0
Anson	9	2	Graham	15	0	Perquimans	3	1
Ashe	24	0	Granville	7	3	Person	4	6
Avery	2	1	Greene	7	0	Pitt	30	25
Beaufort	86	0	Guilford	132	84	Polk	0	0
Bertie	6	0	Halifax	29	14	Randolph	24	4
Bladen	44	1	Harnett	35	15	Richmond	4	10
Brunswick	10	5	Haywood	17	3	Robeson	70	47
Buncombe	26	169	Henderson	103	14	Rockingham	30	0
Burke	27	41	Hertford	23	0	Rowan	15	10
Cabarrus	97	22	Hoke	12	0	Rutherford	6	13
Caldwell	19	13	Hyde	2	0	Sampson	11	4
Camden	1	0	Iredell	39	6	Scotland	3	8
Carteret	41	4	Jackson	4	4	Stanly	4	8
Caswell	14	0	Johnston	44	15	Stokes	50	0
Catawba	83	9	Jones	3	0	Surry	18	12
Chatham	18	0	Lee	2	0	Swain	4	2
Cherokee	5	2	Lenoir	15	0	Transylvania	20	4
Chowan	7	2	Lincoln	38	13	Tyrrell	1	0
Clay	0	0	Macon	0	3	Union	10	2
Cleveland	35	13	Madison	2	0	Vance	15	0
Columbus	25	6	Martin	6	0	Wake	43	111
Craven	4	11	McDowell	47	11	Warren	5	0
Cumberland	76	8	Mecklenburg	55	307	Washington	0	0
Currituck	15	0	Mitchell	1	1	Watauga	15	0
Dare	17	0	Montgomery	19	3	Wayne	17	32
Davidson	20	1	Moore	16	6	Wilkes	0	5
Davie	6	5	Nash	19	12	Wilson	33	1
Duplin	8	0	New Hanover	55	109	Yadkin	3	1
Durham	149	36	Northampton	13	0	Yancey	0	0
Edgecombe	13	10	Onslow	22	0			
Forsyth	42	50	Orange	16	17			

**TCL numbers are based on the data that has been entered into the NC FAST system as of June 30th, 2022.*

Special Assistance Facility Cases

Total: 12,565

County Name	Facility Cases	County Name	Facility Cases	County Name	Current Active Cases
Alamance	260	Franklin	68	Pamlico	21
Alexander	38	Gaston	289	Pasquotank	106
Alleghany	19	Gates	26	Pender	62
Anson	49	Graham	7	Perquimans	32
Ashe	59	Granville	67	Person	105
Avery	35	Greene	42	Pitt	294
Beaufort	86	Guildford	542	Polk	21
Bertie	54	Halifax	121	Randolph	161
Bladen	65	Harnett	151	Richmond	100
Brunswick	80	Haywood	99	Robeson	261
Buncombe	334	Henderson	159	Rockingham	221
Burke	159	Hertford	86	Rowan	137
Cabarrus	192	Hoke	56	Rutherford	141
Caldwell	130	Hyde	11	Sampson	126
Camden	12	Iredell	178	Scotland	70
Carteret	80	Jackson	48	Stanly	107
Caswell	51	Johnston	270	Stokes	82
Catawba	229	Jones	10	Surry	133
Chatham	68	Lee	78	Swain	20
Cherokee	53	Lenoir	143	Transylvania	48
Chowan	40	Lincoln	90	Tyrrell	10
Clay	20	Macon	59	Union	169
Cleveland	204	Madison	33	Vance	74
Columbus	90	Martin	59	Wake	695
Craven	107	McDowell	88	Warren	38
Cumberland	402	Mecklenburg	630	Washington	29
Currituck	21	Mitchell	28	Watauga	40
Dare	51	Montgomery	54	Wayne	221
Davidson	247	Moore	138	Wilkes	111
Davie	50	Nash	167	Wilson	143
Duplin	91	New Hanover	198	Yadkin	58
Durham	345	Northampton	63	Yancey	27
Edgecombe	157	Onslow	144		
Forsyth	492	Orange	130		

* TCL numbers are based on the data that has been entered into the NC FAST system as of June 30th, 2022.

SPECIAL ASSISTANCE IN HOME WAITING LIST


County departments of social services face barriers while providing the Special Assistance In Home (SAIH) program. Some of those barriers include additional funding for staff, large caseload sizes, community education about the program, and the COVID-19 pandemic.

While these barriers have posed challenges, the SAIH program has proven to be a value to many older and disabled adults. The SAIH program can provide the ability for individuals to stay in their homes with the necessary supports and can prevent maltreatment to include abuse, neglect, and exploitation. Counties reported that a lack of funding for additional staff and staff having multi-program responsibilities as leading barriers to increasing SAIH cases.

20% of NC counties reported having a SAIH waiting list in SFY 21-22.

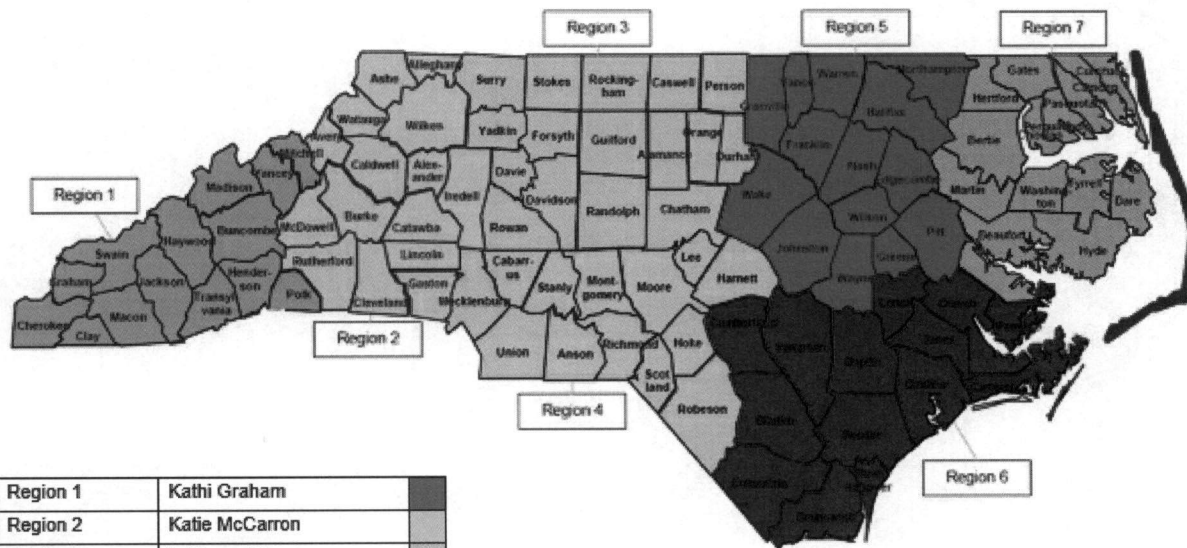
As of June 2022, there were a total of **401** adults on those SAIH Waiting Lists.

In December 2021, Session Law (S.L.) 2021-180 removed the limit on the number of allowable SA In-Home recipients. Counties should not place individuals on a waiting list. Any waiting lists that counties currently have should be worked to be eliminated.



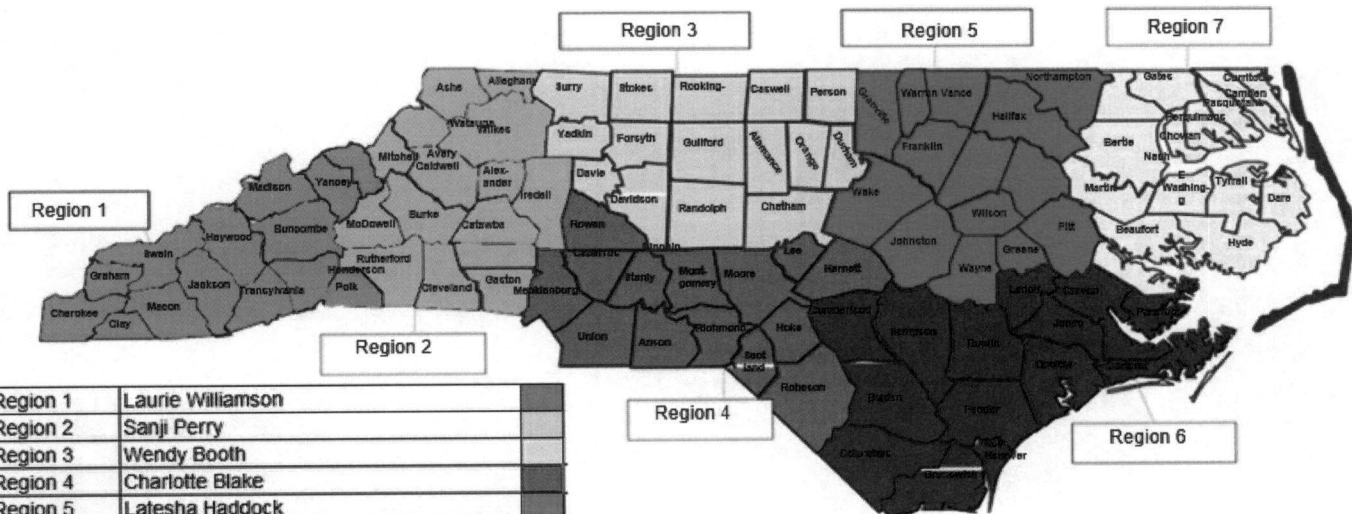
NC Coverage Maps for Continuous Quality Improvement Specialist (CQIs)

Continuous Quality Improvement Specialist for Adult Services



Region 1	Kathi Graham
Region 2	Katie McCarron
Region 3	LaVerne Blue
Region 4	Kate Walton
Region 5	April Black
Region 6	Joann Windley
Region 7	Brandy Mann

Continuous Quality Improvement Specialist for Special Assistance



Region 1	Laurie Williamson
Region 2	Sanji Perry
Region 3	Wendy Booth
Region 4	Charlotte Blake
Region 5	Latesha Haddock
Region 6	Dawn Jernigan
Region 7	Valerie Williams

STATEWIDE CONSULTATIONS


32

Statewide Monthly Consultations were a new form of communication for SYF 21-22. Statewide Consultations allow DAAS staff to communicate effectively and efficiently with all 100 County DSS's in one setting.

This type of consult allows DAAS to conduct continuous quality improvement updates, special presentations, and In-Services in Microsoft LIVE.

Average attendance for SFY 21-22

**445
ATTENDEES**



The largest attended statewide
consult was

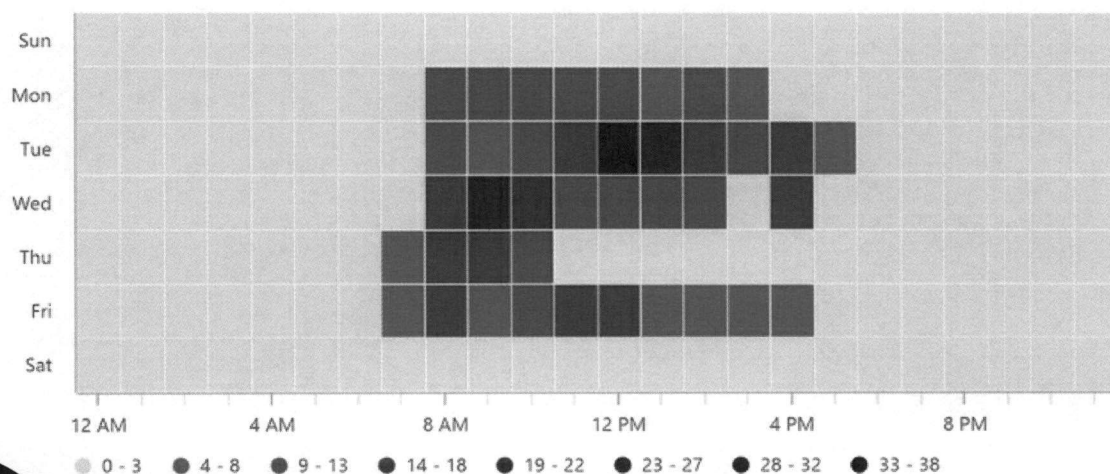
**551 ATTENDEES
IN MARCH OF 2022**

SPECIAL ASSISTANCE ADULT SERVICES SHAREPOINT

The fourth Thursday of every month at 9 AM is when most people access our SharePoint. On a typical week, the site visits increase on Tuesdays and Fridays.

We know this is a correlation between our SA/AS Statewide Meeting Consultations and when partners access the SharePoint Site.

If you are a local DSS and need users added or deleted from the SA/AS SharePoint site, please access the technical assistance form here:
https://forms.office.com/Pages/ResponsePage.aspx?id=3IF2etC5mkSFw-zCbNftGdpmzQF_079NjLKI8otOG1JURVNRSFPMFo1U0dUSjRFNzdTNEI3WVhWVCQlQCN0PWcu




Total Site Visits: 346,144
Unique Viewers of all time: 2,300



NC DEPARTMENT OF
**HEALTH AND
HUMAN SERVICES**

ROY COOPER • Governor
KODY H. KINSLEY • Secretary
JOYCE MASSEY-SMITH • Director
Division of Aging and Adult Services

**Adult Services
SFY 2021-2022**

**Medicaid Administrative Claiming Reimbursements
For Adults and Children
(Service Months from the DSS-1571)**

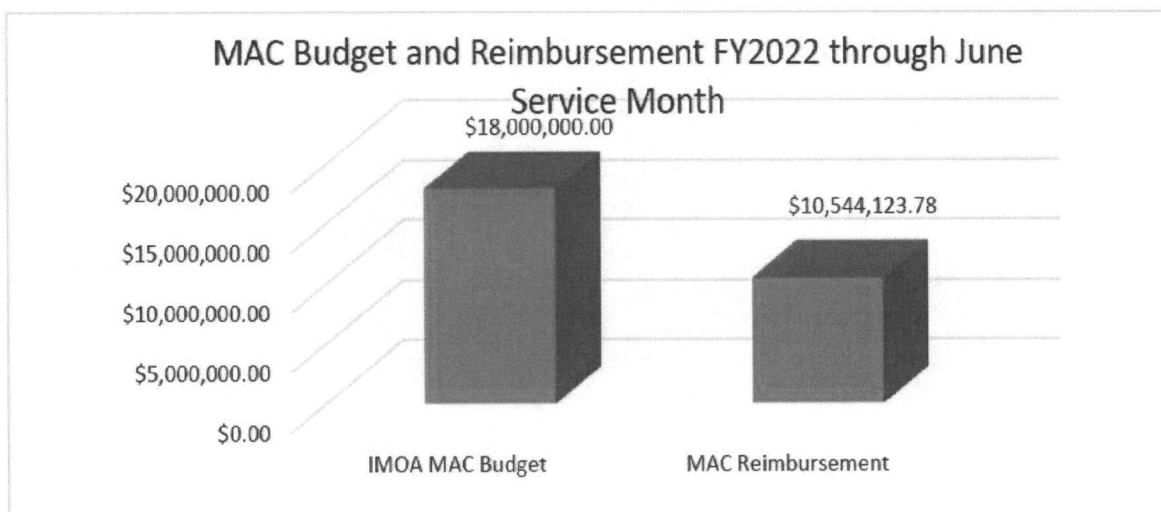
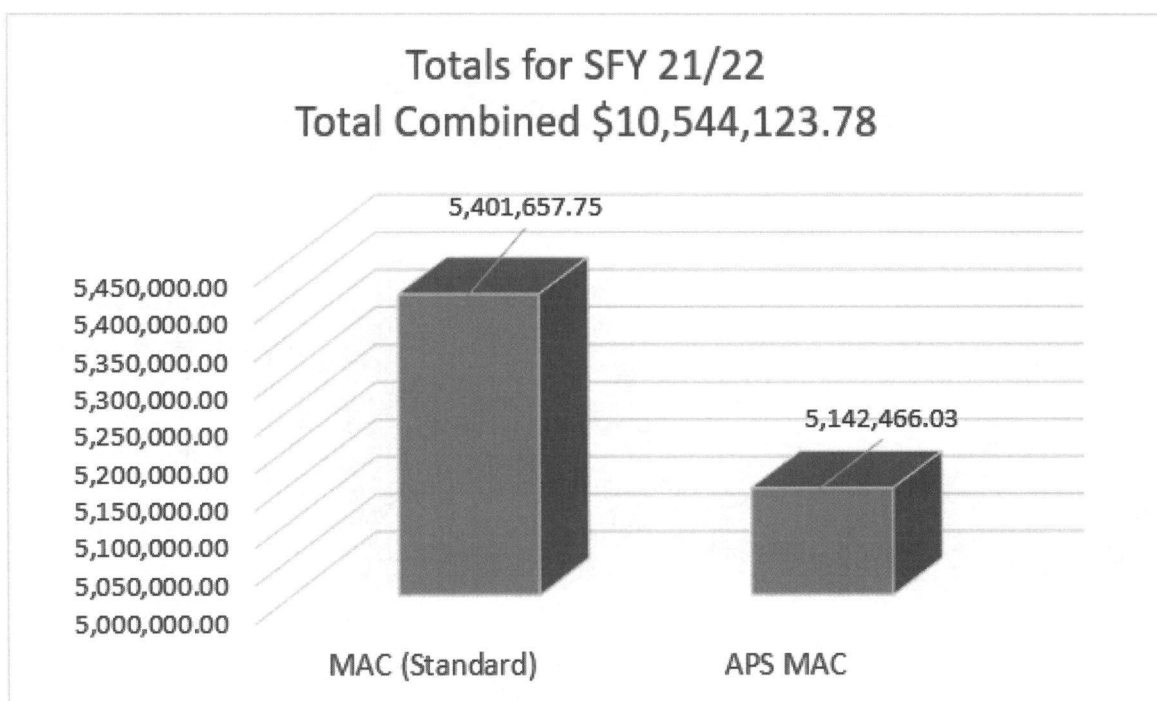
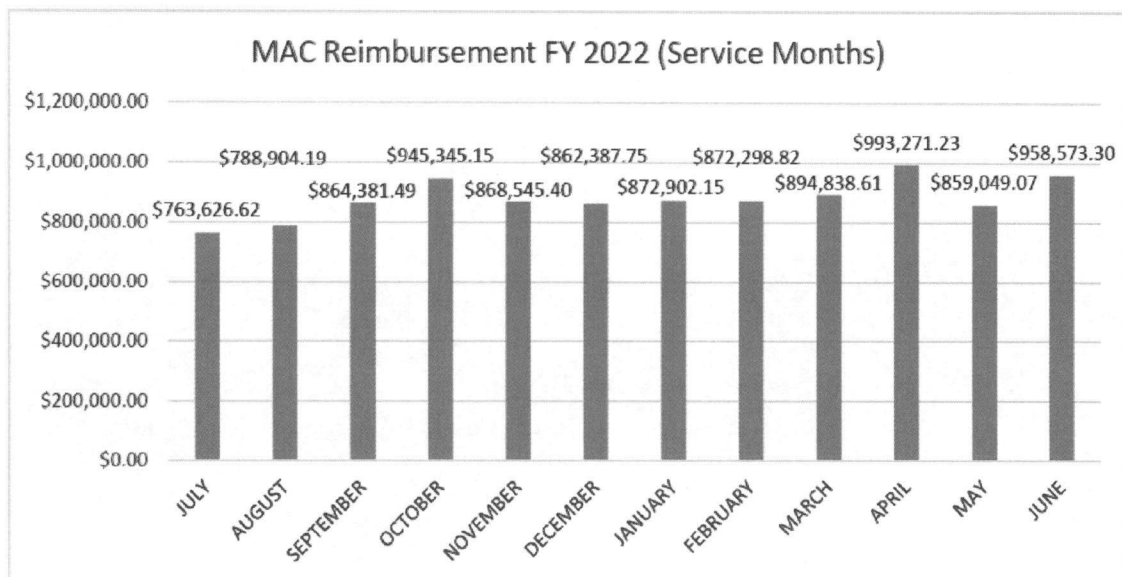
Joyce Massey-Smith, Director
Karey Perez, Adult Services Section Chief
Sarah Richardson, Adult Services Program Administrator

COUNTY	MAC SIS Code	JULY	AUGUST	SEPTEMBER	OCTOBER	NOVEMBER	DECEMBER	JANUARY	FEBRUARY	MARCH	APRIL	MAY	JUNE	1st Quarter (July-Sept)	2nd Quarter (Oct-Dec)	3rd Quarter (Jan-Mar)	4th Quarter (Apr-Jun)	YEAR TO DATE FY2022	FY2022 Reimbursement
Alameda	340 & 341 (exp-478) 342 & 343 (exp-480)	4,081.24 4,928.34	4,334.34 2,551.18	2,300.34 5,017.63	3,205.97 3,127.97	2,595.82 4,256.66	3,229.12 6,697.35	3,214.32 1,877.11	3,347.90 3,333.79	4,174.30 6,699.82	4,801.68 2,778.30	1,982.51 1,434.59	1,444.59 1,344.59	10,705.92 1,161.65	10,536.51 1,436.40	10,736.62 1,220.42	10,736.62 1,220.42	38,250.73 4,948.56	38,250.73 4,948.56
Alexander	AP:MAC (exp-480) 340 & 343 (exp-478)	12,398.73 6,559.92	17,745.53 8,977.58	10,612.31 13,383.06	13,927.04 1,975.74	13,383.06 1,975.74	13,383.06 1,975.74	13,383.06 1,975.74	13,383.06 1,975.74	13,383.06 1,975.74	13,383.06 1,975.74	13,383.06 1,975.74	13,383.06 1,975.74	48,221.03 3,352.25	48,221.03 3,352.25	48,221.03 3,352.25	48,221.03 3,352.25	181,702.21 1,975.74	181,702.21 1,975.74
Allegany	342 & 341 (exp-480) 340 & 343 (exp-478)	4,317.01 3,524.75	1,366.68 1,748.19	540.66 1,210.18	377.64 1,210.18	146.25 1,210.18	377.64 1,210.18	377.64 1,210.18	377.64 1,210.18	377.64 1,210.18	377.64 1,210.18	377.64 1,210.18	377.64 1,210.18	1,088.33 6,483.12	1,088.33 6,483.12	1,088.33 6,483.12	1,088.33 6,483.12	22,633.61 2,227.16	22,633.61 2,227.16
Anson	AP:MAC (exp-480) 340 & 343 (exp-478)	0.00 0.00	0.00 0.00	0.00 0.00	0.00 0.00	0.00 0.00	0.00 0.00	0.00 0.00	0.00 0.00	0.00 0.00	0.00 0.00	0.00 0.00	0.00 0.00	0.00 0.00	0.00 0.00	0.00 0.00	0.00 0.00	0.00 0.00	0.00 0.00
Avery	342 & 341 (exp-478) 340 & 343 (exp-480)	3,137.47 1,564.28	6,188.17 1,653.63	4,562.77 905.24	3,002.87 921.89	6,246.43 921.89	4,512.10 921.89	5,724.79 921.89	4,098.47 921.89	1,779.87 921.89	2,793.79 921.89	1,412.14 921.89	1,412.14 921.89	1,412.14 921.89	1,412.14 921.89	1,412.14 921.89	1,412.14 921.89	1,412.14 921.89	1,412.14 921.89
Beaufort	AP:MAC (exp-480) 342 & 341 (exp-480)	8,699.22 1,637.64	7,831.93 993.77	6,627.51 2,643.15	4,098.72 3,354.35	8,804.58 1,338.40	10,899.40 1,338.40	12,348.30 1,338.40	12,348.30 1,338.40	12,348.30 1,338.40	12,348.30 1,338.40	12,348.30 1,338.40	12,348.30 1,338.40	12,348.30 1,338.40	12,348.30 1,338.40	12,348.30 1,338.40	12,348.30 1,338.40	12,348.30 1,338.40	12,348.30 1,338.40
Bertie	342 & 343 (exp-478) AP:MAC (exp-480)	1,637.64 2,898.24	993.77 10.99	2,643.15 10.99	3,354.35 10.99	1,338.40 10.99	1,338.40 10.99	1,338.40 10.99	1,338.40 10.99	1,338.40 10.99	1,338.40 10.99	1,338.40 10.99	1,338.40 10.99	1,338.40 10.99	1,338.40 10.99	1,338.40 10.99	1,338.40 10.99	1,338.40 10.99	1,338.40 10.99
Bladen	AP:MAC (exp-480) 342 & 341 (exp-480)	0.00 0.00	0.00 0.00	0.00 0.00	0.00 0.00	0.00 0.00	0.00 0.00	0.00 0.00	0.00 0.00	0.00 0.00	0.00 0.00	0.00 0.00	0.00 0.00	0.00 0.00	0.00 0.00	0.00 0.00	0.00 0.00	0.00 0.00	0.00 0.00
Brunswick	340 & 343 (exp-480) AP:MAC (exp-480)	1,370.11 1,291.40	2,073.54 759.22	1,369.88 828.99	871.26 871.26	1,051.49 871.26	1,051.49 871.26	1,051.49 871.26	1,051.49 871.26	1,051.49 871.26	1,051.49 871.26	1,051.49 871.26	1,051.49 871.26	1,051.49 871.26	1,051.49 871.26	1,051.49 871.26	1,051.49 871.26	1,051.49 871.26	1,051.49 871.26
Buncombe	340 & 343 (exp-478) AP:MAC (exp-480)	2,546.48 18,196.17	2,338.66 12,892.02	1,568.40 16,334.09	4,677.01 9,165.67	2,697.59 14,336.60	1,568.40 14,336.60	1,568.40 14,336.60	1,568.40 14,336.60	1,568.40 14,336.60	1,568.40 14,336.60	1,568.40 14,336.60	1,568.40 14,336.60	1,568.40 14,336.60	1,568.40 14,336.60	1,568.40 14,336.60	1,568.40 14,336.60	1,568.40 14,336.60	1,568.40 14,336.60
Butke	340 & 343 (exp-478) 342 & 341 (exp-480)	44,947.54 3,239.48	31,722.49 4,222	39,455.25 4,222	46,959.21 93.46	38,055.25 72.99	46,959.21 93.46	38,055.25 72.99	46,959.21 93.46	38,055.25 72.99	46,959.21 93.46	38,055.25 72.99	46,959.21 93.46	161,126.28 1,530.11	161,126.28 1,530.11	161,126.28 1,530.11	161,126.28 1,530.11	631,245.67 1,530.11	631,245.67 1,530.11
Cabarrus	340 & 343 (exp-478) AP:MAC (exp-480)	6,181.57 12,507.47	5,022.02 8,800.20	10,465.20 12,404.28	4,633.50 6,724.44	5,395.50 3,252.10	6,724.44 3,252.10	5,395.50 3,252.10	6,724.44 3,252.10	5,395.50 3,252.10	6,724.44 3,252.10	5,395.50 3,252.10	6,724.44 3,252.10	14,531.36 5,850.82	14,531.36 5,850.82	14,531.36 5,850.82	14,531.36 5,850.82	29,062.72 11,701.62	29,062.72 11,701.62
Caldwell	342 & 343 (exp-478) AP:MAC (exp-480)	1,252.49 0.00	1,270.57 0.00	662.84 0.00	410.86 0.00	775.79 0.00	598.44 0.00	1,350.75 0.00	2,449.53 0.00	3,479.26 0.00	3,479.26 0.00	3,479.26 0.00	3,479.26 0.00	3,479.26 0.00	3,479.26 0.00	3,479.26 0.00	3,479.26 0.00	3,479.26 0.00	3,479.26 0.00
Camden	340 & 343 (exp-478) AP:MAC (exp-480)	615.94 0.00	553.98 0.00	5,312.24 0.00	5,365.22 0.00	7,679.50 0.00	9,455.08 0.00	6,754.58 0.00	4,848.60 0.00	4,356.39 0.00	5,688.92 0.00	5,688.92 0.00	5,688.92 0.00	5,688.92 0.00	5,688.92 0.00	5,688.92 0.00	5,688.92 0.00	5,688.92 0.00	5,688.92 0.00
Carroll	342 & 341 (exp-480) AP:MAC (exp-480)	0.00 0.00	0.00 0.00	351.02 0.00	462.09 0.00	0.00 0.00	0.00 0.00	0.00 0.00	0.00 0.00	0.00 0.00	0.00 0.00	0.00 0.00	0.00 0.00	258.86 0.00	258.86 0.00	258.86 0.00	258.86 0.00	258.86 0.00	258.86 0.00
Carteret	340 & 343 (exp-478) AP:MAC (exp-480)	11,349.43 8.88	14,745.34 5,605.58	13,373.49 15,715.17	12,844.20 151.32	10,234.43 10,234.43	6,428.12 10,234.43	8,714.25 244.07	8,730.62 244.07	10,690.00 244.07	16,860.00 244.07	16,860.00 244.07	16,860.00 244.07	20,594.67 16,860.00	16,860.00 244.07	16,860.00 244.07	16,860.00 244.07	34,514.55 29,507.16	34,514.55 29,507.16
Caswell	340 & 343 (exp-478) AP:MAC (exp-480)	517.82 580.78	580.78 580.78	580.78 580.78	580.78 580.78	580.78 580.78	580.78 580.78	580.78 580.78	580.78 580.78	580.78 580.78	580.78 580.78	580.78 580.78	580.78 580.78	580.78 580.78	580.78 580.78	580.78 580.78	580.78 580.78	580.78 580.78	580.78 580.78
Catawba	342 & 341 (exp-478) AP:MAC (exp-480)	10,565.41 5,691.30	19,634.58 9,035.65	18,267.62 9,622.60	24,628.05 9,622.60	21,211.90 9,622.60	14,037.65 9,622.60	14,037.65 9,622.60	14,037.65 9,622.60	14,037.65 9,622.60	14,037.65 9,622.60	14,037.65 9,622.60	14,037.65 9,622.60	14,037.65 9,622.60	14,037.65 9,622.60	14,037.65 9,622.60	14,037.65 9,622.60	14,037.65 9,622.60	14,037.65 9,622.60
Cherokee	342 & 341 (exp-480) AP:MAC (exp-480)	4,544.33 2,991.00	4,817.42 2,991.00	6,701.75 2,336.20	9,262.51 2,885.26	5,535.55 2,336.20	9,262.51 2,885.26	5,535.55 2,336.20	9,262.51 2,885.26	5,535.55 2,336.20	9,262.51 2,885.26	5,535.55 2,336.20	9,262.51 2,885.26	9,262.51 2,885.26	9,262.51 2,885.26	9,262.51 2,885.26	9,262.51 2,885.26	9,262.51 2,885.26	9,262.51 2,885.26
Chatham	342 & 343 (exp-478) AP:MAC (exp-480)	10.34 4,495.80	0.00 3,509.73	0.00 3,217.58	82.62 3,217.58	0.00 3,217.58	82.62 3,217.58	0.00 3,217.58	82.62 3,217.58	0.00 3,217.58	82.62 3,217.58	0.00 3,217.58	82.62 3,217.58	82.62 3,217.58	82.62 3,217.58	82.62 3,217.58	82.62 3,217.58	82.62 3,217.58	82.62 3,217.58
Cherokee	340 & 343 (exp-480) AP:MAC (exp-480)	3,421.34 2,957.52	3,421.34 2,957.52	3,421.34 2,957.52	3,421.34 2,957.52	3,421.34 2,957.52	3,421.34 2,957.52	3,421.34 2,957.52	3,421.34 2,957.52	3,421.34 2,957.52	3,421.34 2,957.52	3,421.34 2,957.52	3,421.34 2,957.52	3,421.34 2,957.52	3,421.34 2,957.52	3,421.34 2,957.52	3,421.34 2,957.52	3,421.34 2,957.52	3,421.34 2,957.52
Chowan	342 & 343 (exp-478) AP:MAC (exp-480)	720.95 0.00	146.06 0.00	125.50 0.00	79.49 0.00	72.92 0.00	191.27 0.00	217.43 0.00	3,014.92 0.00	2,853.42 0.00	3,083.71 0.00	3,083.71 0.00	3,083.71 0.00	3,083.71 0.00	3,083.71 0.00	3,083.71 0.00	3,083.71 0.00	3,083.71 0.00	3,083.71 0.00
Clay	340 & 343 (exp-480) AP:MAC (exp-480)	317.16 0.00	561.31 0.00	0.00 0.00	0.00 0.00	0.00 0.00	0.00 0.00	0.00 0.00	0.00 0.00	0.00 0.00	0.00 0.00	0.00 0.00	0.00 0.00	0.00 0.00	0.00 0.00	0.00 0.00	0.00 0.00	0.00 0.00	0.00 0.00
Cleveland	340 & 343 (exp-478) AP:MAC (exp-480)	1,923.79 2,058.73	2,702.22 3,191.92	2,289.56 3,191.92	6,667.43 3,191.92	2,970.66 3,191.92	3,852.88 3,191.92	2,702.22 3,191.92	2,702.22 3,191.92	2,702.22 3,191.92	2,702.22 3,191.92	2,702.22 3,191.92	2,702.22 3,191.92	2,702.22 3,191.92	2,702.22 3,191.92	2,702.22 3,191.92	2,702.22 3,191.92	2,702.22 3,191.92	2,702.22 3,191.92
Columbus	340 & 343 (exp-480) AP:MAC (exp-480)	454.43 136.22	9,246.25 108.35	9,246.25 108.35	9,246.25 108.35	9,246.25 108.35	9,246.25 108.35	9,246.25 108.35	9,246.25 108.35	9,246.25 108.35	9,246.25 108.35	9,246.25 108.35	9,246.25 108.35	9,246.25 108.35	9,246.25 108.35	9,246.25 108.35	9,246.25 108.35	9,246.25 108.35	9,246.25 108.35
Craven	340 & 343 (exp-478) AP:MAC (exp-480)	2,987.09 1,131.43	1,624.34 4,710.11	3,171.09 2,497.20	1,676.79 2,497.20	2,554.14 2,497.20	3,653.46 2,497.20	3,653.46 2,497.20	3,653.46 2,497.20	3,653.46 2,497.20	3,653.46 2,497.20	3,653.46 2,497.20	3,653.46 2,497.20	3,653.46 2,497.20	3,653.46 2,497.20	3,653.46 2,497.20	3,653.46 2,497.20	3,653.46 2,497.20	3,653.46 2,497.20
Cumberland	340 & 343 (exp-478) AP:MAC (exp-480)	3,186.17 0.00	4,634.32 0.00	5,127.55 0.00	6,649.32 0.00	6,649.32 0.00	6,649.32 0.00	6,649.32 0.00	6,649.32 0.00	6,649.32 0.00	6,649.32 0.00	6,649.32 0.00	6,649.32 0.00	6,649.32 0.00	6,649.32 0.00	6,649.32 0.00	6,649.32 0.00	6,649.32 0.00	6,649.32 0.00
Currituck	342 & 341 (exp-478) AP:MAC (exp-480)	0.00 0.00	1,607.46 47.14	0.00 266.88	0.00 0.00	0.00 0.00	0.00 0.00	0.00 0.00	0.00 0.00	0.00 0.00	0.00 0.00	0.00 0.00	0.00 0.00	0.00 0.00	0.00 0.00	0.00 0.00	0.00 0.00	0.00 0.00	0.00 0.00
Care	340 & 343 (exp-480) AP:MAC (exp-480)	2,580.15 342 & 341 (exp-480)	1,476.75 900.43	1,785.92 0.00	2,719.99 152.89	2,812.08 17.20	2,812.08 17.20	2,812.08 17.20	2,812.08 17.20	2,812.08 17.20	2,812.08 17.20	2,812.08 17.20	2,812.08 17.20	2,812.08 17.20	2,812.08 17.20	2,812.08 17.20	2,812.08 17.20	2,812.08 17.20	2,812.08 17.20

COUNTY	MAC SIS Codes	JULY	AUGUST	SEPTEMBER	OCTOBER	NOVEMBER	DECEMBER	JANUARY	FEBRUARY	MARCH	APRIL	MAY	JUNE	1st Quarter (July-Sept)	2nd Quarter (Oct-Dec)	3rd Quarter	4th Quarter	YEAR TO DATE FY2022	Projected Final FY2023
Davidson	340 & 343 (pop478)	1,946.99	2,367.99	1,373.16	2,725.50	1,679.41	872.70	1,372.09	1,022.36	941.44	1,266.57	916.13	1,657.79	5,598.14	5,277.61	3,335.89	4,040.49	18,242.13	18,242.13
	342 & 343 (pop478)	5.98	74.02	4.79	7.91	66.81	161.12	36.92	5.03	2,700.00	4,664.13	3,291.21	2,798.02	0.00	3,291.21	7,926.50	149.13	462.29	462.29
	AP/SMAC (pop478)	0.00	0.00	0.00	0.00	0.00	0.00	0.00	0.00	0.00	0.00	0.00	0.00	0.00	0.00	0.00	0.00	0.00	0.00
Davie	340 & 343 (pop478)	4,915.00	4,435.00	5,939.93	6,833.66	7,307.51	2,233.26	2,387.66	2,387.66	4,332.40	7,552.45	4,722.16	5,934.20	16,629.22	17,056.11	12,663.03	10,565.55	63,229.22	63,229.22
	342 & 343 (pop478)	0.00	340.50	319.10	248.64	208.08	293.03	1,122.45	398.75	435.01	1,174.01	1,174.01	523.42	821.37	745.75	6,863.74	1,838.90	4,353.23	4,353.23
	AP/SMAC (pop478)	0.00	0.00	0.00	0.00	0.00	0.00	0.00	0.00	0.00	0.00	0.00	0.00	0.00	0.00	0.00	0.00	0.00	0.00
Duplin	340 & 343 (pop478)	2,709.07	2,205.78	1,461.67	2,645.72	1,867.87	1,230.26	1,089.76	1,673.39	2,606.16	2,621.30	1,121.78	2,343.76	5,736.52	2,905.12	2,905.12	2,905.12	15,683.08	15,683.08
	342 & 343 (pop478)	156.17	58.32	41.25	0.00	0.00	0.00	0.00	114.63	168.44	0.00	0.00	0.00	0.00	0.00	267.74	538.92	18,782.22	18,782.22
	AP/SMAC (pop478)	2,757.07	5,535.06	4,512.15	10,843.06	4,817.74	5,190.52	1,469.44	4,795.57	4,837.41	4,655.56	3,087.33	6,440.38	10,322.28	20,851.32	20,851.32	14,868.12	56,275.99	56,275.99
Durham	340 & 343 (pop478)	16,142.86	19,666.04	25,457.24	26,537.68	22,222.20	22,222.20	22,222.20	22,222.20	22,222.20	22,222.20	22,222.20	22,222.20	22,222.20	22,222.20	22,222.20	22,222.20	22,222.20	22,222.20
	342 & 343 (pop478)	410.21	726.10	423.50	321.72	173.04	288.55	546.16	561.02	416.27	553.79	366.80	728.20	1,559.81	1,559.81	1,559.81	1,559.81	5,985.16	5,985.16
	AP/SMAC (pop478)	11,055.58	14,427.87	22,985.97	16,785.22	21,213.55	16,091.21	22,985.97	18,243.95	18,243.95	18,243.95	18,243.95	18,243.95	18,243.95	18,243.95	18,243.95	18,243.95	22,222.20	22,222.20
Edgecombe	342 & 343 (pop478)	66.51	0.00	0.00	0.00	0.00	0.00	0.00	60.79	45.30	0.00	0.00	10.73	66.51	0.00	106.09	263.93	263.93	263.93
	342 & 343 (pop478)	0.00	0.00	0.00	0.00	0.00	0.00	0.00	0.00	0.00	0.00	0.00	0.00	0.00	0.00	0.00	0.00	0.00	0.00
	AP/SMAC (pop478)	0.00	0.00	0.00	0.00	0.00	0.00	0.00	0.00	0.00	0.00	0.00	0.00	0.00	0.00	0.00	0.00	0.00	0.00
Forsyth	340 & 343 (pop478)	19,027.61	13,353.15	11,068.65	15,338.69	7,501.78	10,161.24	10,753.61	8,241.91	3,086.79	3,086.79	3,086.79	3,086.79	3,086.79	3,086.79	3,086.79	3,086.79	19,027.61	19,027.61
	342 & 343 (pop478)	3,073.82	1,071.43	1,068.46	1,068.46	1,068.46	1,068.46	1,068.46	1,068.46	1,068.46	1,068.46	1,068.46	1,068.46	1,068.46	1,068.46	1,068.46	1,068.46	1,068.46	1,068.46
	AP/SMAC (pop478)	5,953.65	5,381.72	5,381.72	5,381.72	5,381.72	5,381.72	5,381.72	5,381.72	5,381.72	5,381.72	5,381.72	5,381.72	5,381.72	5,381.72	5,381.72	5,381.72	5,381.72	5,381.72
Franklin	340 & 343 (pop478)	303.90	0.00	0.00	0.00	0.00	0.00	0.00	0.00	0.00	0.00	0.00	0.00	0.00	0.00	0.00	0.00	0.00	0.00
	342 & 343 (pop478)	0.00	0.00	0.00	0.00	0.00	0.00	0.00	0.00	0.00	0.00	0.00	0.00	0.00	0.00	0.00	0.00	0.00	0.00
	AP/SMAC (pop478)	0.00	0.00	0.00	0.00	0.00	0.00	0.00	0.00	0.00	0.00	0.00	0.00	0.00	0.00	0.00	0.00	0.00	0.00
Gaston	340 & 343 (pop478)	4,233.56	3,663.54	3,210.82	4,805.02	4,331.68	4,742.28	4,870.13	4,474.71	4,120.59	4,869.45	4,869.45	4,869.45	4,869.45	4,869.45	4,869.45	4,869.45	4,233.56	4,233.56
	342 & 343 (pop478)	244.55	134.27	15.87	143.27	117.32	110.67	61.81	73.54	80.89	52.46	57.12	384.79	384.79	384.79	384.79	384.79	1,091.67	1,091.67
	AP/SMAC (pop478)	5,507.02	6,463.70	7,105.58	7,177.35	7,676.85	15,277.76	13,285.93	11,852.74	5,943.15	4,872.35	7,640.76	6,752.43	19,076.30	30,131.95	30,131.95	22,565.54	102,835.62	102,835.62
Gates	340 & 343 (pop478)	373.32	0.00	0.00	0.00	0.00	0.00	0.00	0.00	0.00	0.00	0.00	0.00	0.00	0.00	0.00	0.00	0.00	0.00
	342 & 343 (pop478)	0.00	0.00	0.00	0.00	0.00	0.00	0.00	0.00	0.00	0.00	0.00	0.00	0.00	0.00	0.00	0.00	0.00	0.00
	AP/SMAC (pop478)	0.00	0.00	0.00	0.00	0.00	0.00	0.00	0.00	0.00	0.00	0.00	0.00	0.00	0.00	0.00	0.00	0.00	0.00
Graham	340 & 343 (pop478)	1,021.33	1,539.45	1,893.94	1,612.15	3,057.78	2,008.77	0.00	0.00	0.00	2,446.68	934.36	0.00	0.00	0.00	0.00	0.00	6,676.70	6,676.70
	342 & 343 (pop478)	0.00	0.00	0.00	0.00	0.00	0.00	0.00	0.00	0.00	0.00	0.00	0.00	0.00	0.00	0.00	0.00	0.00	0.00
	AP/SMAC (pop478)	0.00	0.00	0.00	0.00	0.00	0.00	0.00	0.00	0.00	0.00	0.00	0.00	0.00	0.00	0.00	0.00	0.00	0.00
Granville	340 & 343 (pop478)	1,767.50	2,734.70	3,917.83	2,303.67	2,501.35	2,167.80	1,109.06	3,680.91	1,092.80	1,092.80	1,092.80	1,092.80	1,092.80	1,092.80	1,092.80	1,092.80	1,767.50	1,767.50
	342 & 343 (pop478)	2,107.50	1,541.21	1,541.21	1,632.38	1,632.38	1,632.38	1,632.38	1,632.38	1,632.38	1,632.38	1,632.38	1,632.38	1,632.38	1,632.38	1,632.38	1,632.38	1,632.38	1,632.38
	AP/SMAC (pop478)	0.00	0.00	0.00	0.00	0.00	0.00	0.00	0.00	0.00	0.00	0.00	0.00	0.00	0.00	0.00	0.00	0.00	0.00
Greene	340 & 343 (pop478)	286.20	252.50	0.00	0.00	0.00	0.00	0.00	0.00	0.00	0.00	0.00	0.00	0.00	0.00	0.00	0.00	0.00	0.00
	342 & 343 (pop478)	0.00	0.00	0.00	0.00	0.00	0.00	0.00	0.00	0.00	0.00	0.00	0.00	0.00	0.00	0.00	0.00	0.00	0.00
	AP/SMAC (pop478)	0.00	0.00	0.00	0.00	0.00	0.00	0.00	0.00	0.00	0.00	0.00	0.00	0.00	0.00	0.00	0.00	0.00	0.00
Guilford	340 & 343 (pop478)	34,847.26	24,998.13	27,714.90	24,933.29	31,686.92	113.19	906.74	579.55	2,088.55	2,088.55	2,088.55	2,088.55	2,088.55	2,088.55	2,088.55	2,088.55	34,847.26	34,847.26
	342 & 343 (pop478)	4,111.57	2,266.92	3,740.17	4,422.27	99.94	402.58	66.54	71.18	53.10	104.80	320.12	222.63	999.38	999.38	999.38	999.38	4,111.57	4,111.57
	AP/SMAC (pop478)	5,970.50	6,970.08	6,470.17	8,588.51	6,721.83	9,351.15	21,217.16	13,156.15	6,832.25	8,505.42	9,071.91	10,882.62	19,687.75	24,661.49	24,661.49	15,820.88	28,650.15	28,650.15
Halifax	340 & 343 (pop478)	906.99	1,160.87	994.33	881.34	662.02	419.32	833.20	2,671.17	1,313.57	1,074.15	1,567.36	705.96	3,062.19	1,982.68	4,834.94	3,347.48	13,201.30	13,201.30
	342 & 343 (pop478)	0.00	0.00	0.00	0.00	0.00	0.00	0.00	0.00	0.00	0.00	0.00	0.00	0.00	0.00	0.00	0.00	0.00	0.00
	AP/SMAC (pop478)	0.00	0.00	0.00	0.00	0.00	0.00	0.00	0.00	0.00	0.00	0.00	0.00	0.00	0.00	0.00	0.00	0.00	0.00
Hermett	340 & 343 (pop478)	4,093.78	2,465.35	2,639.90	1,265.28	1,587.77	684.60	2,121.67	4,080.73	1,552.75	2,646.68	605.94	4,023.11	9,203.17	2,805.37	8,195.35	2,805.37	4,093.78	4,093.78
	342 & 343 (pop478)	1,160.25	1,283.52	1,547.77	1,381.22	1,381.22	1,381.22	1,381.22	1,381.22	1,381.22	1,381.22	1,381.22	1,381.22	1,381.22	1,381.22	1,381.22	1,381.22	1,381.22	1,381.22
	AP/SMAC (pop478)	62.66	4,064.06	2,651.91	1,262.03	3,910.56	3,910.56	3,910.56	3,910.56	3,910.56	3,910.56	3,910.56	3,910.56	3,910.56	3,910.56	3,910.56	3,910.56	62.66	62.66
Haywood	340 & 343 (pop478)	1,419.24	1,410.91	1,397.08	1,408.77	889.17	889.49	1,194.01	1,961.15	1,904.87	1,904.87	1,904.87	1,904.87	1,904.87	1,904.87	1,904.87	1,904.87	1,419.24	1,419.24
	342 & 343 (pop478)	559.77	276.98	481.67	419.45	278.36	349.20	222.54	255.52	521.01	544.70	410.20	475.86	1,728.52	1,728.52	1,728.52	1,728.52	559.77	559.77
	AP/SMAC (pop478)	2,412.49	2,036.06	3,273.51	3,283.69	5,040.94	4,616.02	6,244.11	2,558.91	4,680.10	5,899.30	3,205.93	3,650.29	12,590.65	12,590.65	12,590.65	12,590.65	2,412.49	2,412.49
Henderson	340 & 343 (pop478)	8,675.77	7,873.91	9,219.11	12,361.83	11,790.00	13,070.23	11,477.61	11,775.75	11,477.61	11,477.61	11,477.61	11,477.61	11,477.61	11,477.61	11,477.61	11,477.61	8,675.77	8,675.77
	342 & 343 (pop478)	1,459.66	1,134.65	910.16	1,408.22	4,000.53	1,146.02	1,027.15	635.46	541.71	1,182.82	1,182.82	1,182.82	1,182.82	1,182.82	1,182.82	1,182.82	1,459.66	1,459.66
	AP/SMAC (pop478)	5,342.80	7,035.56	5,051.11	8,284.02	4,246.13	4,246.13	3,147.46	2,914.76	2,914.76	2,914.76	2,914.76	2,914.76	2,914.76	2,914.76	2,914.76	2,914.76	5,342.80	5,342.80
Hertford	340 & 343 (pop478)	589.01	550.76	641.63	913.47	356.64	1,170.30	777.49	0.00	0.00	0.00	0.00	0.00	0.00	0.00	0.00	0.00	589.01	589.01
	342 & 343 (pop478)	0.00	0.00	0.00	0.00	0													

COUNTY	MAC SIS Codes	JULY	AUGUST	SEPTEMBER	OCTOBER	NOVEMBER	DECEMBER	JANUARY	FEBRUARY	MARCH	APRIL	MAY	JUNE	1st Quarter (July-Sep)	2nd Quarter (Oct-Dec)	3rd Quarter (Jan-Mar)	4th Quarter (Apr-Jun)	YEAR TO DATE FY2022	Projected Final FY2022 Revenue
Madison	340 & 343 (pop478) AP/INAC (pop488)	89.85	52.41	10.97	0.00	0.00	0.00	38.04	169.66	0.00	312.09	208.38	215.87	1532.23	0.00	286.66	726.34	1158.23	0.00
Martin	340 & 343 (pop478) AP/INAC (pop488)	1,241.72	1,337.38	732.82	1,788.34	2,904.52	2,330.45	1,534.68	1,045.93	1,147.44	1,147.44	1,147.44	2,820.79	3,312.02	6,587.01	4,911.66	6,030.50	20,840.59	0.00
McDowell	342 & 341 (pop488) AP/INAC (pop488)	0.00	0.00	0.00	1,082.34	898.31	1,406.48	1,450.48	0.00	0.00	0.00	684.66	683.51	3,116.19	2,719.16	3,740.09	2,429.04	12,004.48	62.81
Mecklenburg	342 & 341 (pop478) AP/INAC (pop488)	1,950.08	873.12	592.64	992.42	639.71	798.87	1,035.23	625.81	1,611.07	1,289.95	2,031.36	2,531.38	777.42	973.74	632.74	3,272.11	5,619.65	13,838.60
Montgomery	342 & 341 (pop478) AP/INAC (pop488)	2,548.27	2,384.37	2,196.23	2,259.36	2,176.30	1,867.37	1,739.25	2,003.59	2,488.45	3,868.50	1,412.22	3,766.45	1,124.71	19.47	3,505.07	9,313.95	10,004.97	20,014.87
Mooresville	342 & 341 (pop478) AP/INAC (pop488)	10,649.72	14,667.46	16,296.56	15,815.96	15,101.67	11,654.92	13,504.20	24,938.31	28,714.28	41,405.84	30,580.87	37,330.01	42,572.55	42,572.55	67,554.79	109,316.72	261,056.80	16,148.81
Mitchell	340 & 343 (pop478) AP/INAC (pop488)	27,656.04	37,525.59	31,175.25	48,375.64	52,111.61	37,087.41	36,688.32	38,522.37	39,044.16	53,846.00	34,991.62	32,353.98	66,595.88	135,575.59	135,575.59	12,171.99	468,138.64	468,138.64
Montgomery	342 & 341 (pop478) AP/INAC (pop488)	76.53	76.04	196.18	0.00	615.75	599.35	615.75	63.63	6.72	0.00	0.00	125.17	745.26	1,207.37	78.60	1,207.37	2,428.27	2,428.27
Montgomery	342 & 341 (pop478) AP/INAC (pop488)	547.24	459.80	242.29	365.24	1,533.76	1,407.64	1,533.76	1,533.76	1,533.76	1,533.76	1,533.76	1,533.76	1,533.76	1,533.76	1,533.76	1,533.76	1,533.76	1,533.76
Moore	340 & 343 (pop478) AP/INAC (pop488)	3,706.86	3,624.10	4,524.07	2,062.57	2,081.93	2,062.57	2,062.57	2,062.57	2,062.57	2,062.57	2,062.57	2,062.57	2,062.57	2,062.57	2,062.57	2,062.57	2,062.57	2,062.57
Muskegon	340 & 343 (pop478) AP/INAC (pop488)	1,852.22	1,524.29	1,524.29	1,524.29	1,524.29	1,524.29	1,524.29	1,524.29	1,524.29	1,524.29	1,524.29	1,524.29	1,524.29	1,524.29	1,524.29	1,524.29	1,524.29	1,524.29
Nash	340 & 343 (pop478) AP/INAC (pop488)	893.83	900.14	709.03	329.83	2,533.63	801.10	0.00	1,92	1,599.07	1,599.07	1,599.07	1,599.07	1,599.07	1,599.07	1,599.07	1,599.07	1,599.07	1,599.07
New Hanover	342 & 343 (pop478) AP/INAC (pop488)	1,329.16	3,389.02	2,383.61	4,195.71	3,196.82	2,185.80	2,185.80	1,846.63	2,634.83	2,634.83	2,634.83	2,634.83	2,634.83	2,634.83	2,634.83	2,634.83	2,634.83	2,634.83
Northampton	342 & 343 (pop478) AP/INAC (pop488)	5,162.18	6,440.12	12,661.78	6,122.80	6,602.31	4,708.78	5,104.94	6,172.62	7,579.82	5,089.45	5,089.45	5,089.45	5,089.45	5,089.45	5,089.45	5,089.45	5,089.45	5,089.45
Northampton	342 & 343 (pop478) AP/INAC (pop488)	98.03	48.17	0.00	50.86	0.00	0.00	265.94	0.00	4.90	0.00	0.00	123.15	146.20	50.96	270.84	1,163.14	1,163.14	1,163.14
Northampton	342 & 343 (pop478) AP/INAC (pop488)	13,533.67	15,272.95	31,639.66	20,981.51	16,241.36	12,779.80	13,102.12	17,609.25	24,716.69	24,976.86	20,662.78	20,499.47	60,446.28	60,446.28	60,446.28	60,446.28	60,446.28	60,446.28
Onslow	342 & 341 (pop478) AP/INAC (pop488)	2,201.41	2,513.18	1,61.87	923.49	1,770.74	2,433.33	2,717.01	2,717.01	2,717.01	2,717.01	2,717.01	2,717.01	2,717.01	2,717.01	2,717.01	2,717.01	2,717.01	2,717.01
Orange	342 & 341 (pop478) AP/INAC (pop488)	4,983.35	4,983.35	3,838.51	3,271.47	3,659.35	1,963.63	3,671.60	5,282.28	5,282.28	5,282.28	5,282.28	5,282.28	5,282.28	5,282.28	5,282.28	5,282.28	5,282.28	5,282.28
Orange	342 & 341 (pop478) AP/INAC (pop488)	1,694.45	2,033.16	5,061.1	4,700.36	5,282.28	5,282.28	5,282.28	5,282.28	5,282.28	5,282.28	5,282.28	5,282.28	5,282.28	5,282.28	5,282.28	5,282.28	5,282.28	5,282.28
Orange	342 & 341 (pop478) AP/INAC (pop488)	5,678.64	5,700.35	5,700.35	5,700.35	5,700.35	5,700.35	5,700.35	5,700.35	5,700.35	5,700.35	5,700.35	5,700.35	5,700.35	5,700.35	5,700.35	5,700.35	5,700.35	5,700.35
Orange	342 & 341 (pop478) AP/INAC (pop488)	8,281.75	1,968.06	5,633.64	1,889.80	1,419.76	1,367.68	1,367.68	1,367.68	1,367.68	1,367.68	1,367.68	1,367.68	1,367.68	1,367.68	1,367.68	1,367.68	1,367.68	1,367.68
Panama	340 & 343 (pop478) AP/INAC (pop488)	0.00	135.88	1,347.44	2,180.32	1,422.20	1,422.20	1,422.20	1,422.20	1,422.20	1,422.20	1,422.20	1,422.20	1,422.20	1,422.20	1,422.20	1,422.20	1,422.20	1,422.20
Panama	342 & 341 (pop478) AP/INAC (pop488)	526.51	43.05	0.00	290.66	71.23	150.74	51.85	31.41	0.00	0.00	0.00	0.00	0.00	0.00	0.00	0.00	0.00	0.00
Panama	342 & 341 (pop478) AP/INAC (pop488)	0.00	0.00	0.00	0.00	0.00	0.00	0.00	0.00	0.00	0.00	0.00	0.00	0.00	0.00	0.00	0.00	0.00	0.00
Panama	342 & 341 (pop478) AP/INAC (pop488)	0.00	1,776.44	354.79	422.58	2,065.14	0.00	2,130.08	2,007.40	744.65	432.45	489.00	108.36	2,131.23	2,487.72	2,487.72	2,487.72	2,487.72	2,487.72
Pasquotank	340 & 343 (pop478) AP/INAC (pop488)	544.56	182.17	220.55	275.44	500.83	225.60	213.08	257.21	74.65	432.45	489.00	108.36	2,131.23	2,487.72	2,487.72	2,487.72	2,487.72	2,487.72
Pasquotank	342 & 341 (pop478) AP/INAC (pop488)	3,208.56	3,178.03	3,393.42	5,104.74	4,459.59	6,105.00	6,105.00	73.64	32.91	0.00	0.00	0.00	0.00	0.00	0.00	0.00	0.00	0.00
Pender	342 & 341 (pop478) AP/INAC (pop488)	0.00	286.67	1,281.77	4,493.59	1,888.97	2,046.46	1,888.97	2,046.46	1,888.97	2,046.46	1,888.97	2,046.46	1,888.97	2,046.46	1,888.97	2,046.46	1,888.97	2,046.46
Pennsylvania	340 & 343 (pop478) AP/INAC (pop488)	1,458.94	2,940.74	1,735.50	2,785.10	1,611.53	2,846.97	1,611.53	2,846.97	1,611.53	2,846.97	1,611.53	2,846.97	1,611.53	2,846.97	1,611.53	2,846.97	1,611.53	2,846.97
Pennsylvania	342 & 341 (pop478) AP/INAC (pop488)	72.82	175.99	62.73	62.73	62.73	62.73	62.73	62.73	62.73	62.73	62.73	62.73	62.73	62.73	62.73	62.73	62.73	62.73
Pennsylvania	342 & 341 (pop478) AP/INAC (pop488)	1,079.74	1,180.92	1,063.09	1,063.09	1,063.09	1,063.09	1,063.09	1,063.09	1,063.09	1,063.09	1,063.09	1,063.09	1,063.09	1,063.09	1,063.09	1,063.09	1,063.09	1,063.09
Pennsylvania	342 & 341 (pop478) AP/INAC (pop488)	3,514.91	2,008.70	3,107.69	4,468.70	1,035.48	1,035.48	1,035.48	1,035.48	1,035.48	1,035.48	1,035.48	1,035.48	1,035.48	1,035.48	1,035.48	1,035.48	1,035.48	1,035.48
Pennsylvania	342 & 341 (pop478) AP/INAC (pop488)	552.62	0.00	0.00	0.00	0.00	0.00	0.00	0.00	0.00	0.00	0.00	0.00	0.00	0.00	0.00	0.00	0.00	0.00
Pitt	340 & 343 (pop478) AP/INAC (pop488)	191.53	0.00	1,142.70	1,689.06	1,074.25	1,402.01	1,122.58	1,122.58	1,122.58	1,122.58	1,122.58	1,122.58	1,122.58	1,122.58	1,122.58	1,122.58	1,122.58	1,122.58
Pitt	342 & 341 (pop478) AP/INAC (pop488)	13,841.47	7,949.08	9,031.63	10,123.08	10,217.15	13,123.08	8,236.68	9,509.59	8,930.10	10,173.40	8,270.77	8,757.76	30,822.18	33,463.31	33,463.31	33,463.31	33,463.31	33,463.31
Pitt	342 & 341 (pop478) AP/INAC (pop488)	614.97	310.64	802.41	865.40	1,355.35	1,081.36	1,081.36	21,585.19	17,561.94	19,283.27	16,341.17	17,561.94	52,667.33	52,667.33	52,667.33	52,667.33	52,667.33	52,667.33
Polk	340 & 343 (pop478) AP/INAC (pop488)	16,461.51	18,238.33	17,867.49	23,795.16	0.00	0.00	0.00	0.00	0.00	0.00	0.00	0.00	0.00	0.00	0.00	0.00	0.00	0.00
Polk	342 & 341 (pop478) AP/INAC (pop488)	0.00	0.00	0.00	0.00	0.00	0.00	0.00	0.00	0.00	0.00	0.00	0.00	0.00	0.00	0.00	0.00	0.00	0.00
Polk	342 & 341 (pop478) AP/INAC (pop488)	0.00	0.00	0.00	0.00	0.00	0.00	0.00	0.00	0.00	0.00	0.00	0.00	0.00	0.00	0.00	0.00	0.00	0.00
Randolph	340 & 343 (pop478) AP/INAC (pop488)	714.00	501.97	630.89	778.63	1,351.16	862.07	1,351.16	862.07	1,351.16	862.07	1,351.16	862.07	1,351.16	862.07	1,351.16	862.07	1,351.16	862.07
Randolph	342 & 341 (pop478) AP/INAC (pop488)	2,180.02	1,683.00	8,038.72	1,113.40	2,113.40	2,113.40	2,113.40	2,113.40	2,113.40	2,113.40	2,113.40	2,113.40	2,113.40	2,113.40	2,113.40	2,113.40	2,113.40	2,113.40
Richmond	342 & 341 (pop478) AP/INAC (pop488)	12,555.93	7,434.89	6,240.34	7,310.03	7,566.27	9,070.25	5,412.58	4,675.60	4,008.05	4,008.05	4,008.05	4,008.05	4,008.05	4,008.05	4,008.05	4,008.05	4,008.05	4,008.05
Richmond	342 & 341 (pop478) AP/INAC (pop488)	2,555.23	3,107.52	913.45	1,226.98	2,347.05	1,739.51	2,100.69	1,739.51	1,739.51	1,739.51	1,739.51	1,739.51	1,739.51	1,739.51	1,739.51	1,739.51	1,739.51	1,739.51
Robeson	340 & 343 (pop478) AP/INAC (pop488)	5,351.53	4,286.55	3,913.85	4,696.09	3,913.85	5,756.47	3,952.61	4,623.04	4,101.75	4,101.75	4,101.75	4,101.75	4,101.75	4,101.75	4,101.75	4,101.75	4,101.75	4,101.75
Robeson	342 & 341 (pop478) AP/INAC (pop488)	0.00	0.00	0.00	0.00	0.00	0.00	0.00	0.00	0.00	0.00	0.00	0.00	0.00	0.00	0.00	0.00	0.00	0.00
Robeson	342 & 341 (pop478) AP/INAC (pop488)	0.00	0.00	0.00	0.00	0.00	0.00	0.00	0.00	0.00	0.00	0.00	0.00	0.00	0.00	0.00	0.00	0.00	0.00
Rockingham	340 & 343 (pop478) AP/INAC (pop488)	7,764.25	7,871.49	9,025.12	10,448.16	14,621.09	18,701.15	15,267.87	15,152.59	19,074.17	13,271								

COUNTY	MAC SIS CODES	JULY	AUGUST	SEPTEMBER	OCTOBER	NOVEMBER	DECEMBER	JANUARY	FEBRUARY	MARCH	APRIL	MAY	JUNE	1st Quarter (July-Sept)	2nd Quarter (Oct-Dec)	3rd Quarter (Jan-Mar)	4th Quarter (Apr-Jun)	YEAR TO DATE	Projected Final FY2022 Reimbursement
Stokes	340 & 343 (app478)	2,141.61	1,509.31	1,514.18	3,002.21	1,740.42	3,327.78	2,357.42	3,031.82	3,882.89	2,803.88	2,792.49	3,738.67	5,565.10	8,070.41	9,217.13	9,336.14	32,426.78	32,426.78
	342 & 341 (app478)	1,255.16	889.10	914.25	1,051.35	1,071.35	1,071.35	600.45	801.51	465.86	465.86	512.03	629.54	3,568.51	3,568.51	3,568.51	3,568.51	8,515.52	8,515.52
Surry	340 & 343 (app478)	861.02	1,154.81	464.63	1,070.61	485.49	1,070.61	600.45	801.51	465.86	465.86	512.03	629.54	3,568.51	3,568.51	3,568.51	3,568.51	8,515.52	8,515.52
	342 & 341 (app478)	1,185.77	2,429.30	2,121.79	2,294.94	1,181.57	1,181.57	390.80	1,033.68	2,025.84	2,786.34	2,015.04	2,890.87	5,735.86	4,357.51	4,357.51	4,357.51	8,676.66	8,676.66
Swain	340 & 343 (app478)	0.00	0.00	0.00	0.00	0.00	0.00	0.00	0.00	0.00	0.00	0.00	0.00	0.00	0.00	0.00	0.00	0.00	0.00
	342 & 341 (app478)	202.36	1,244.95	2,535.32	6,140.02	202.90	172.88	580.29	656.93	141.58	0.00	0.00	0.00	0.00	0.00	0.00	0.00	180.24	180.24
Transylvania	340 & 343 (app478)	1,588.09	3,264.38	881.06	1,284.82	1,352.96	411.64	2,786.47	1,286.98	589.82	1,110.40	720.82	804.33	5,283.53	3,029.42	3,029.42	3,029.42	12,541.35	12,541.35
	342 & 341 (app478)	465.27	56.72	6.86	0.00	0.00	0.00	0.00	93.79	0.00	0.00	0.00	20.84	528.85	0.00	0.00	0.00	16,807.58	16,807.58
Tyrell	340 & 343 (app478)	0.00	2,070.24	2,861.69	3,947.31	51.53	3,947.31	0.00	0.00	3,988.48	3,988.48	3,988.48	3,988.48	4,939.83	3,988.48	3,988.48	3,988.48	25,401.81	25,401.81
	342 & 341 (app478)	0.00	0.00	0.00	0.00	0.00	0.00	0.00	0.00	0.00	0.00	0.00	0.00	13.12	57.38	57.38	57.38	61.19	61.19
Union	340 & 343 (app478)	3,543.98	2,868.28	3,585.14	5,372.47	2,515.30	1,876.93	2,019.69	3,022.45	3,184.08	860.20	2,248.02	1,583.54	1,198.14	1,198.14	1,198.14	1,198.14	13,440.53	13,440.53
	342 & 341 (app478)	5,386	2,070.65	4,245	4,689.24	11,104	4,689.24	7,648	2,070.36	2,070.36	2,070.36	2,070.36	2,070.36	2,070.36	2,070.36	2,070.36	2,070.36	39,734.16	39,734.16
Vance	340 & 343 (app478)	4,171.80	2,070.65	4,245	4,689.24	11,104	4,689.24	7,648	2,070.36	2,070.36	2,070.36	2,070.36	2,070.36	2,070.36	2,070.36	2,070.36	2,070.36	39,734.16	39,734.16
	342 & 341 (app478)	91.15	107.88	47.52	79.88	46.44	508.95	208.85	250.95	285.74	304.58	224.84	616.69	246.55	638.27	725.54	1,146.11	2,756.47	2,756.47
Wake	340 & 343 (app478)	43,904.67	39,230.84	39,605.37	37,740.13	32,449.19	32,986.72	32,986.72	40,080.88	39,565.01	34,750.94	32,739.03	30,025.11	122,820.88	105,465.70	112,422.61	97,515.08	438,224.27	438,224.27
	342 & 341 (app478)	5,628.12	4,607.53	5,689.39	5,100.98	4,079.39	5,382.25	5,382.25	8,228.79	11,112.47	7,150.39	7,248.62	15,905.04	15,905.04	14,656.08	24,701.51	20,612.77	75,875.40	75,875.40
Warren	340 & 343 (app478)	14,055.94	14,999.10	15,530.86	13,071.97	11,497.07	15,094.35	22,394.45	19,913.09	17,653.35	17,312.19	16,539.24	13,099.29	44,985.90	39,653.39	59,870.89	46,950.72	191,440.90	191,440.90
	342 & 341 (app478)	64.53	7.24	0.00	0.00	156.42	8.46	163.51	159.42	87.96	0.00	0.00	0.00	0.00	0.00	0.00	0.00	777.68	777.68
Washington	340 & 343 (app478)	105.93	0.00	0.00	0.00	652.00	56.81	0.00	0.00	358.57	0.00	0.00	0.00	0.00	0.00	0.00	0.00	2,688.41	2,688.41
	342 & 341 (app478)	0.00	226.84	131.41	0.00	452.05	131.09	0.00	0.00	425.53	450.65	450.65	450.65	88.52	47.58	2,046.59	364.25	4,765.79	4,765.79
Watauga	340 & 343 (app478)	1,182.79	654.49	636.20	670.29	3,331.71	1,211.17	917.95	964.23	1,318.19	590.77	421.77	99.24	2,463.48	2,463.48	2,463.48	2,463.48	3,361.12	3,361.12
	342 & 341 (app478)	2,645.14	2,614.62	0.00	17,009	502.05	104.89	4,033.36	14,139.35	3,541.71	2,576.63	4,206.21	2,669.24	5,259.76	6,066.74	4,335.72	9,472.08	19,674.30	19,674.30
Wayne	340 & 343 (app478)	2,867.88	7,303.92	4,704.75	3,187.83	3,386.54	3,312.75	3,062.15	5,164.65	2,102.60	6,575.18	8,647.31	7,202.01	15,894.71	10,486.12	15,974.81	22,424.50	41,939.03	41,939.03
	342 & 341 (app478)	4,084.55	6,029.25	3,122.82	2,680.46	3,188.73	2,029.66	1,902.40	1,094.08	1,113.07	886.61	1,349.90	789.63	13,850.62	7,889.85	13,850.62	13,850.62	28,986.16	28,986.16
Wilkes	340 & 343 (app478)	3,824.26	2,172.23	1,625.67	1,610.00	3,000.76	1,322.55	2,209.68	2,209.68	3,356.30	2,952.88	3,341.27	2,533.58	7,522.16	5,942.31	8,744.00	8,744.00	31,176.30	31,176.30
	342 & 341 (app478)	196.51	446.25	5,185.02	5,283.95	4,680.50	6,548.09	6,883.52	5,235.20	5,149.72	5,943.55	2,237.73	3,013.51	13,637.97	18,205.48	17,248.74	16,229.21	39,924.01	39,924.01
Wilson	340 & 343 (app478)	2,662.35	5,884.60	5,185.02	5,093.31	24,070.86	26,752.15	26,752.15	24,070.86	19,241.86	15,933.57	20,732.32	20,732.32	7,503.87	7,503.87	7,503.87	7,503.87	45,530.71	45,530.71
	342 & 341 (app478)	23,389.86	24,357.12	29,611.80	21,385.15	24,070.86	26,752.15	26,752.15	24,070.86	19,241.86	15,933.57	20,732.32	20,732.32	7,503.87	7,503.87	7,503.87	7,503.87	282,879.94	282,879.94
Yadkin	340 & 343 (app478)	5.19	175.01	93.74	186.62	0.00	159.10	162.42	180.19	0.00	0.00	0.00	0.00	0.00	0.00	0.00	0.00	53,240.51	53,240.51
	342 & 341 (app478)	0.00	0.00	0.00	0.00	0.00	0.00	0.00	0.00	0.00	0.00	0.00	0.00	0.00	0.00	0.00	0.00	3,316.10	3,316.10
Yancey	340 & 343 (app478)	1,567.27	988.43	314.27	2,409.10	353.15	0.00	89.31	1,156.57	821.45	2,276.34	661.31	3,282.95	2,839.97	2,762.25	2,067.33	5,220.60	13,890.15	13,890.15
	342 & 341 (app478)	1,562.77	1,480.90	1,226.70	1,307.93	1,266.87	1,143.27	1,462.04	32.07	0.00	1,678.50	1,101.47	2,724.99	4,270.37	3,718.07	4,727.16	5,504.96	18,220.56	18,220.56
COUNTY TOTALS:	APSNAC (app480)	1,094.11	2,817.67	7,802.87	3,330.19	1,974.42	3,488.28	4,305.03	1,474.71	1,071.67	911.38	1,556.99	2,727.53	11,714.65	8,793.89	6,861.41	5,195.90	32,555.85	32,555.85
	APSNAC (app480)	\$763,626.62	\$788,904.19	\$864,381.49	\$845,345.15	\$868,545.40	\$862,387.75	\$872,902.15	\$872,286.82	\$884,838.61	\$893,271.23	\$895,049.07	\$898,573.30	\$2,416,912.30	\$2,676,278.30	\$2,640,039.58	\$2,810,893.60	\$10,544,123.78	\$10,544,123.78
	APSNAC (app480)	\$316,396.02	\$371,818.26	\$424,659.02	\$486,228.43	\$424,561.65	\$445,660.72	\$429,393.97	\$420,252.10	\$484,077.02	\$419,470.97	\$419,404.93	\$500,751.94	\$1,110,672.30	\$1,356,440.80	\$1,270,713.09	\$1,464,638.94	\$4,485,891.26	\$4,485,891.26
	340 & 343 (app478)	\$374,565.51	\$345,555.48	\$365,077.12	\$390,345.12	\$371,503.57	\$388,253.00	\$388,683.52	\$371,645.04	\$400,254.15	\$428,172.92	\$387,020.78	\$394,453.08	\$1,085,196.11	\$1,100,181.89	\$1,100,181.89	\$1,100,181.89	\$4,485,891.26	\$4,485,891.26
	342 & 341 (app478)	\$712,666.09	\$717,730.45	\$769,545.35	\$894,361.49	\$868,545.40	\$862,387.75	\$872,902.15	\$872,286.82	\$884,838.61	\$893,271.23	\$895,049.07	\$898,573.30	\$2,416,912.30	\$2,676,278.30	\$2,640,039.58	\$2,810,893.60	\$10,544,123.78	\$10,544,123.78





NC DEPARTMENT OF HEALTH AND HUMAN SERVICE

Stokes County AIP

selmes@co.stokes.nc.us

Received: Mar 23, 2023 5:13 PM
Expires: May 22, 2023 5:13 PM
From: autumn.m.johnson@dhhs.nc.gov
To: selmes@co.stokes.nc.us, rsmartin@co.stokes.nc.us, lcooke@co.stokes.nc.us, camos@co.stokes.nc.us, cjoyce@co.stokes.nc.us
Cc: courtney.wyke@dhhs.nc.gov, renee.jones@dhhs.nc.gov
Subject: Stokes County AIP

Attachments: Stokes Automated Summary 02-23.pdf

This message was sent securely using Zix[®]

Congratulations! The county has successfully achieved a 100% accuracy rate for this month's auditing. Please find the attached Automated Summary for your review. The County will not be required to complete the AIP Progress Review and Update this month as you have successfully completed the AIP. A letter or completion will be forth coming to the Director.

Because the county met the required accuracy rate, a monthly consultation is not required.

The technical error(s) identified are listed below:

QA finds that a/b received a DHB 5098 showing that application was pending DDS determination.

QA finds case record silent for Stop Time pending DDS determination

QA finds DHB 5003 sent to a/b is outdated form.

QA also finds that DHB 5003 sent to a/b is silent for retro benefits

QA finds DHB 5003 silent for December Denial

If you have any questions or concerns, please feel free to reach out.

Again, congratulations to the county!

Autumn M. Johnson

Quality Assurance Analyst

NC Medicaid, Office of Compliance and Program Integrity

Division of Health Benefits

NC Department of Health and Human Services

Office: 336-467-0515

autumn.m.johnson@dhhs.nc.gov

2501 Mail Service Center

Raleigh, NC 27699-2501

Email correspondence to and from this address is subject to the North Carolina Public Records Law and may be disclosed to third parties by an authorized State official. Unauthorized disclosure of juvenile, health, legally privileged, or otherwise confidential information, including confidential information relating to an ongoing State procurement effort, is prohibited by law. If you have received this

Stacey S. Elmes

From: dss.county.directors-bounces@lists.ncmail.net on behalf of Osborne, Susan G
<Susan.Osborne@dhhs.nc.gov>
Sent: Tuesday, April 18, 2023 12:26 PM
To: DHHS.DSS.County.Directors
Cc: Leighs, Michael; Cauley, Lisa T
Subject: [DSS.County.Directors] LME/MCO Dashboard is now posted!
Attachments: LMEMCO_TP Dashboard 1 pager.pdf; ATT00001.txt

Greetings DSS Directors,

Recently DHHS created a monthly dashboard of key outcomes in the behavioral health system, something the DSS Directors have requested for quite some time. DSS data about children in DSS offices that you self-report has been integrated into these key metrics. I am sharing a recent message from Secretary Kinsley to our legislators regarding this dashboard and have attached this first monthly report as well as providing you the link for the monthly posting.

From Secretary Kinsley:

As you know, improving Behavioral Health is a top priority. To that end, we've created a **monthly dashboard of key outcomes of the Behavioral Health System**. We've shared this with the LME/MCO CEOs for feedback, which we have incorporated. I'm sharing it now with you, **also for your feedback**. Our goal is a tool that highlights our shared priorities and areas to improve. It's important to note: this is not about finding fault, and that when something isn't right, the goal is to start a conversation on how things could be better, and discovering all the pieces at play. If we can better define the problem, we can better work together to solve it.

Attached is the **dashboard** and further below are the **data definitions**.

Best,

Kody H. Kinsley

(he / him)

Secretary

North Carolina Department of Health and Human Services

Here are a few highlights, by measure:

Medicaid Covered Children in Inappropriate Crisis Situations:

- Eastpointe, Sandhills, and Vaya all had more than double per-capita children in inappropriate crisis settings than the other 3 LME/MCOs.
- Across the 3-month period, these children tended to be in Emergency Departments, save Partners and Vaya, where children tended to be in DSS Offices.

Children in PRTFs

- NC had 190 children in out-of-state PRTFs. (41% of the total – 462 children).

- Trillium has the least number of children in PRTFs – per capita and absolute.

State Psych Read for Discharge

- There are 185 patients in State Psych Hospitals Ready for Discharge
- Alliance, Sandhills, and Trillium had more than the state average number of patients ready for discharge.
(important to note that often insurance coverage, access to housing, and other social supports make it challenging for LME/MCOs to create safe discharge plans)

Serving Individuals with IDD

- ~39% of individuals on the Innovations Waiting List get some sort of service.
- Eastpointe had the lowest (14%) of individuals on the waiting list getting some sort of service; Trillium had the highest with 66%.

Follow-up Within 7 Days After Inpatient Discharge

- 7-Day follow-up among mental health Medicaid consumers was highest for Partners (52%) and lowest for Eastpointe (31%)
- 7-Day follow-up among mental health State-Funded consumers was highest for Vaya (45%) and lowest for Trillium & Eastpointe (19%)
- 7-Day follow-up among substance use Medicaid consumers was highest for Sandhills (42%) and lowest for Trillium & Eastpointe (22%)
- 7-Day follow-up among substance use State-Funded consumers was highest for Partners (61%) and lowest for Sandhills (23%)

The LME/MCO dashboard is posted here.

[LME/MCO Dashboard](#)

About the Dashboard Measures

Children in Inappropriate Crisis Settings. This is the number of children boarded in emergency departments or county Department of Social Services offices over the most recent 3-month period measured. An arrow down shows improvement.

Medicaid Children in Psychiatric Residential Treatment Facilities (PRTFs). This is the number of children in PRTFs, including whether the placement is in-state or out-of-state and by whether the child is DSS-involved over the most recent 3-month period measured. An arrow down shows improvement.

Ready for Discharge. Patients who are stable and no longer need to be in a state psychiatric hospital should be discharged timely. The dashboard includes the number of patients waiting to be discharged and those who are not yet ready for discharge for each LME/MCO. An arrow down shows improvement.

People on Innovations Waitlist Receiving Medicaid or State-Funded Behavioral Health/IDD Services. This shows people who are waiting to receive an Innovations Waiver slot that are currently receiving any Medicaid or State-funded BH/IDD service. Data is reported by the LME/MCO for the most recent 3-month period measured. An arrow up shows improvement.

Follow-Up Within 7 Days After Inpatient Discharge – Mental Health Treatment. After someone is discharged from a hospital for mental health treatment, they need to receive community services quickly. The standard is within 7 days of hospital discharge. An arrow up shows improvement.

Follow-Up Within 7 Days After Inpatient Discharge – Substance Use Disorder Treatment. This measure mirrors the previous one but focuses on follow up after admission and discharge for Substance Use Disorder treatment. An arrow up shows improvement.

In partnership,

Susan

Susan G. Osborne

Assistant Secretary for Human Services

NC Department of Health and Human Services

Mobile: 984-222-9542

Office: 919-527-6336

Susan.Osborne@dhhs.nc.gov

820 S. Boylan Avenue, McBryde Building

2401 Mail Service Center

Raleigh, NC 27699-2401

NCDHHS provides essential services to improve the health, safety and well-being of all North Carolinians. Learn more about [Strategic Priorities | NCDHHS](#).

Email correspondence to and from this address is subject to the North Carolina Public Records Law and may be disclosed to third parties by an authorized State official. Unauthorized disclosure of juvenile, health, legally privileged, or otherwise confidential information, including confidential information relating to an ongoing State procurement effort, is prohibited by law. If you have received this email in error, please notify the sender immediately and delete all records of this email.

LMEMCO/TP Dashboard

April 5, 2023

Alliance

Eastpointe

Partners

Sandhills


Trillium

Vaya

Medicaid, Children in Inappropriate Crisis Settings (Jan 2023 - Mar 2023)

Per 10,000 Children w Medicaid

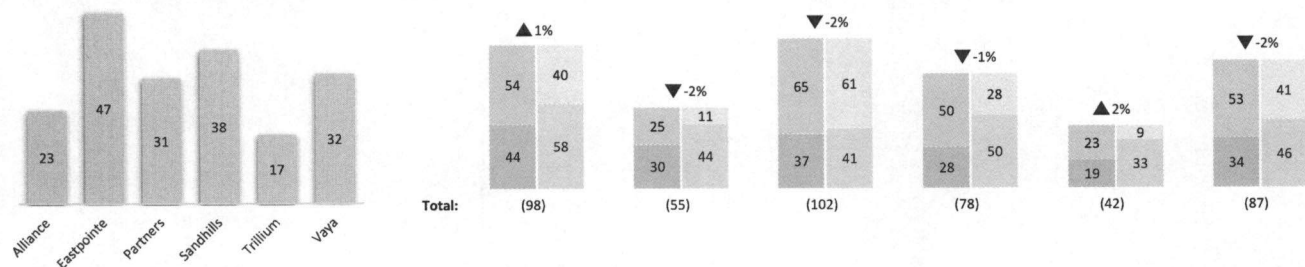
■ EDs, Not DSS Involved ■ EDs, DSS Involved ■ DSS Offices



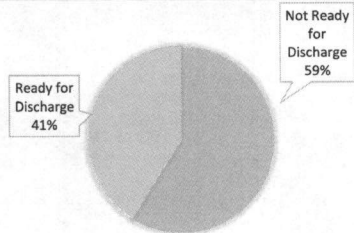
Medicaid, Children in PRTFs (Nov 2022 - Jan 2023)

Per 10,000 Children w Medicaid


■ Not DSS Involved ■ DSS Involved ■ In State ■ Out of State



Consumers in State Psych Hospitals Ready for Discharge (Nov 22 - Jan 2023)

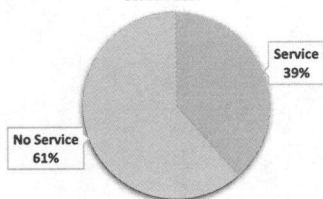


■ Not Ready for Discharge ■ Ready for Discharge




People on Innovations Waitlist Receiving Any Medicaid or State BH/IDD Service (Dec 2022 - Feb 2023)

State Total



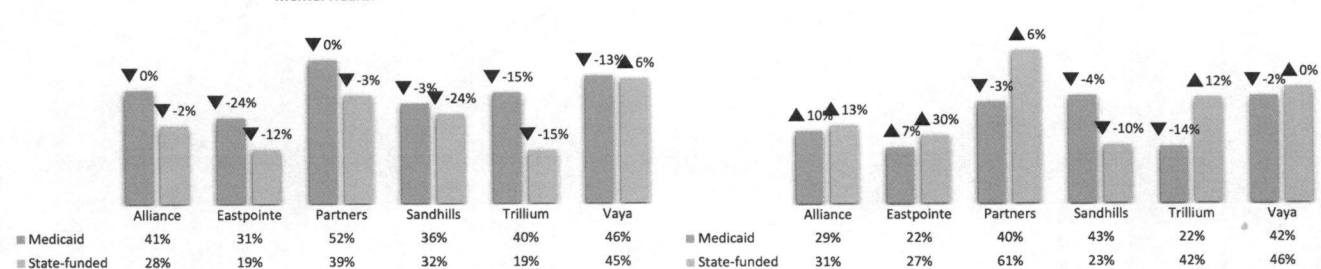
■ Service ■ No Service



Follow-up Within 7 Days After Inpatient Discharge (SFY23 Q1)

Mental Health

SUD



Metrics

*Arrow indicators compare this month's data to last month's data. If on top, applies to whole bar. If within a section, applies to that section.

Medicaid, Children in Inappropriate Crisis Settings: 12 week rolling average (LMEMCO self report for ED data; DSS office report for DSS office boarding data, started in February 2023); Directional arrow down shows improvement

Medicaid, Children in PRTFs: 3 month rolling avg (NC Tracks encounters pulled by NC Medicaid); Directional arrow down shows improvement

Consumers in State Psych Hospitals Ready for Discharge: 3 month rolling avg of consumers deemed ready for discharge by medical personnel (DSOHF data); Directional arrow down shows improvement

People on Innovations Waitlist Receiving Any Service: 3 month rolling avg (LMEMCO self report); Directional arrow up shows improvement

Follow-up Within 7 Days After Inpatient Discharge: Quarterly average with 40% benchmark (NC Tracks paid encounters/claims pulled by NC Medicaid/DMHDDSAS data); Directional arrow up shows improvement

Stacey S. Elmes

From: Bobbi McDowell
Sent: Thursday, March 23, 2023 9:07 AM
To: Stacey S. Elmes; DSS Employees
Subject: RE:

Thank you so much for bringing this to my attention, Stacey. I had no idea. The work we ALL do can be exhausting and thankless, but we continue on because we know it is important to the children and families in this community! I am completely humbled to even be nominated for such a thing. Thank you all for your words of encouragement and I hope we all can continue to support each other through it all. 😊

From: Stacey S. Elmes <selmes@co.stokes.nc.us>
Sent: Thursday, March 23, 2023 8:19 AM
To: DSS Employees <DSSEmployees@co.stokes.nc.us>
Subject:

Good morning.

I just want to give a shout out to Bobbi McDowell, one of our foster care social workers.


Foster Family Alliance of North Carolina held nominations for World Social Work Day which was 3/21.

Forty social workers from across North Carolina were nominated by foster families and those in the foster care community. Ten were chosen as the winners.

Congratulations to Bobbi on getting nominated!!!!

Stacey S. Elmes, Director
Stokes County Dept. of Social Services
PO Box 30/1010 Main Street
Danbury, NC 27016
(336)593-2861
www.co.stokes.nc.us/dss

APRIL NATIONAL CHILD ABUSE PREVENTION MONTH



CHILD ABUSE PREVENTION MONTH PROCLAMATION – April 2023

WHEREAS, in calendar year 2022, 597 reports were made to child protective services in Stokes County; and

WHEREAS, child abuse and neglect is a serious problem affecting every segment of our community, and finding solutions requires input and action from everyone; and

WHEREAS, our children are our most valuable assets and will shape the future of Stokes County; and

WHEREAS, child abuse can have long-term psychological, emotional, and physical effects that have lasting consequences for victims of abuse; and

WHEREAS, all children deserve to have the safe, stable, nurturing homes and communities they need to foster their healthy growth and development; and

WHEREAS, child abuse and neglect is a community responsibility affecting both the current and future quality of life of a community; and

WHEREAS, communities that provide parents with the social support, knowledge of parenting and child development and concrete resources they need to cope with stress and nurture their children ensure all children grow to their full potential;

WHEREAS, effective child abuse prevention strategies succeed because of partnerships created among citizens, human service agencies, schools, faith communities, health care providers, civic organizations, law enforcement agencies, and the business community; and

WHEREAS, prevention remains the best defense for our children and families.

THEREFORE, we, the Stokes County Board of County Commissioners, do hereby proclaim April 2023 as Child Abuse Prevention Month in Stokes County and urge all citizens to recognize this month by dedicating ourselves to the task of improving the quality of life for all children and families.

Dated this 27th day of March, 2023.

Chairman Rick Morris

Vice-Chairman Brad Chandler

Commissioner Sonya Cox

Commissioner Ronnie Mendenhall

Commissioner Keith Wood

Clerk to the Board Amber Brown



**SECOND
HARVEST
FOOD
BANK**
of northwest nc

COMMUNITY FOOD - DISTRIBUTION -

NEED HELP WITH FOOD?


SECOND HARVEST FOOD BANK OF NORTHWEST NORTH CAROLINA
IS HOSTING A COMMUNITY FOOD DISTRIBUTION IN STOKES COUNTY.

Saturday, May 20, 2023

8:45 a.m. - 1 p.m., or until all
food has been distributed.

**Stokes County Social
Services Department**

1010 Main St.
Danbury, NC 27016



No documentation is needed, but you will be
asked to provide some basic information to determine
USDA eligibility for some of the food items being offered.

For more information, visit our Facebook Events page at
[Facebook.com/Food.Bank.NWNC/events](https://www.facebook.com/Food.Bank.NWNC/events)