AGENDA
CITY COUNCIL/SUCCESSOR AGENCY/STANTON HOUSING AUTHORITY
JOINT REGULAR MEETING
STANTON CITY HALL, 7800 KATELLA AVENUE, STANTON, CA
TUESDAY, MAY 14, 2024 - 6:30 P.M.

PUBLIC ACCESS IN-PERSON AND VIA TELECONFERENCE
(Electronically / Telephonically)

Attendance by the members of the public may view the meeting live in one of the following ways:

- Attend in person - City Council Chambers: 7800 Katella Avenue, California 90680.
- Via Teleconference (electronically / telephonically) - Zoom:

In order to join the meeting via telephone please follow the steps below:

1. Dial the following phone number +1 (669) 444-9171 (US).
2. Dial in the following **Meeting ID: (812 0555 9484)** to be connected to the meeting.

In order to join the meeting via electronic device please utilize the Zoom URL link below:

- https://us02web.zoom.us/j/81205559484?pwd=RjIraFhLWGYzNGdheGM4N1FPTWE4QT09

ANY MEMBER OF THE PUBLIC WISHING TO PROVIDE PUBLIC COMMENT FOR ANY ITEM ON THE AGENDA MAY DO SO AS FOLLOWS:

- Attend in person and complete and submit a request to speak card to the City Clerk.
- E-Mail your comments to Pvazquez@StantonCA.gov with the subject line "PUBLIC COMMENT ITEM #" *(insert the item number relevant to your comment).* Comments received no later than 5:30 p.m. before the scheduled meeting will be compiled, provided to the City Council, and made available to the public before the start of the meeting. Staff will not read e-mailed comments at the meeting. However, the official record will include all e-mailed comments received until the close of the meeting.

Should you have any questions related to participation in the City Council Meeting, please contact the City Clerk's Office at (714) 890-4245 or via e-mail at Pvazquez@StantonCA.gov.

In compliance with the Americans With Disabilities Act, if you need special assistance to participate in this meeting, please contact the Office of the City Clerk at (714) 890-4245 or via e-mail at Pvazquez@StantonCA.gov. Notification prior to the meeting will enable the City to make reasonable arrangements to assure accessibility to this meeting.

The City Council agenda and supporting documentation is made available for public review and inspection during normal business hours in the Office of the City Clerk, 7800 Katella Avenue, Stanton California 90680 immediately following distribution of the agenda packet to a majority of the City Council. Packet delivery typically takes place on Thursday afternoons prior to the regularly scheduled meeting on Tuesday. The agenda packet is also available for review and inspection on the city's website at www.StantonCA.gov.

1. CLOSED SESSION None.

2. CALL TO ORDER STANTON CITY COUNCIL / SUCCESSOR AGENCY / HOUSING AUTHORITY JOINT REGULAR MEETING (6:30 PM)

3. PLEDGE OF ALLEGIANCE

4. ROLL CALL Council / Agency / Authority Member Taylor
Council / Agency / Authority Member Torres
Council / Agency / Authority Member Van
Mayor Pro Tem / Vice Chairperson Warren
Mayor / Chairman Shawver

5. SPECIAL PRESENTATIONS AND AWARDS

A. Presentation of proclamation declaring the week of May 19-25, 2024, as National Public Works Week within the City of Stanton.

B. Presentation of proclamation declaring the months of May through August 2024, as Drowning Prevention and Awareness Months *"Always Watch the Water"* and *"Never Swim Alone"* within the City of Stanton.

6. CONSENT CALENDAR

All items on the Consent Calendar may be acted on simultaneously, unless a Council/Board Member requests separate discussion and/or action.

CONSENT CALENDAR

6A. MOTION TO APPROVE THE READING BY TITLE OF ALL ORDINANCES AND RESOLUTIONS. SAID ORDINANCES AND RESOLUTIONS THAT APPEAR ON THE PUBLIC AGENDA SHALL BE READ BY TITLE ONLY AND FURTHER READING WAIVED

RECOMMENDED ACTION:

City Council/Agency Board/Authority Board waive reading of Ordinances and Resolutions.

6B. APPROVAL OF WARRANTS

City Council approve demand warrants dated April 5, 2024 – April 18, 2024, in the amount of $1,983,785.21.

6C. APPROVAL OF MINUTES

City Council/Successor Agency/Housing Authority approve Minutes of Joint Special and Regular Meeting – April 23, 2024.

6D. MARCH 2024 INVESTMENT REPORT

The Investment Report as of March 31, 2024, has been prepared in accordance with the City's Investment Policy and California Government Code Section 53646.

RECOMMENDED ACTION:

1. City Council find that this item is not subject to California Environmental Quality Act ("CEQA") pursuant to Sections 15378(b)(5) (Organizational or administrative activities of governments that will not result in direct or indirect physical changes in the environment); and

2. Receive and file the Investment Report for the month of March 2024.

6E. MARCH 2024 INVESTMENT REPORT (SUCCESSOR AGENCY)

The Investment Report as of March 31, 2024, has been prepared in accordance with the City's Investment Policy and California Government Code Section 53646.

RECOMMENDED ACTION:

1. Successor Agency find that this item is not subject to California Environmental Quality Act ("CEQA") pursuant to Sections 15378(b)(5) (Organizational or administrative activities of governments that will not result in direct or indirect physical changes in the environment); and

2. Receive and file the Investment Report for the month of March 2024.

6F. MARCH 2024 GENERAL FUND REVENUE AND EXPENDITURE REPORT; HOUSING AUTHORITY REVENUE AND EXPENDITURE REPORT; STATUS OF CAPITAL IMPROVEMENT PROGRAM

The Revenue and Expenditure Report for the month ended March 31, 2024, has been provided to the City Manager in accordance with Stanton Municipal Code Section 2.20.080 (D) and is being provided to City Council. This report includes information for both the City's General Fund and the Housing Authority Fund.

RECOMMENDED ACTION:

1. City Council find that this item is not subject to California Environmental Quality Act ("CEQA") pursuant to Sections 15378(b)(5) (Organizational or administrative activities of governments that will not result in direct or indirect physical changes in the environment); and

2. Receive and file the General Fund and Housing Authority Fund March 2024 Revenue and Expenditure Reports and Status of Capital Improvement Projects for the month ended March 31, 2024.

6G. APPROVAL OF FIRST AMENDMENT TO COOPERATIVE AGREEMENT WITH CITY OF GARDEN GROVE TO INCREASE REIMBURSEMENT TO THE CITY FOR THE FISCAL YEAR 2022/23 CITY WIDE STREET REHABILITATION PROJECT (TASK CODE 2023-101)

A portion of the intersection of Katella Avenue and Dale Avenue is within the City of Garden Grove's city limit. As such, the City entered into a Cooperative Agreement with the City of Garden Grove to establish construction costs for each city's portion of the project. Following bid opening and award of construction for the Project, an Amendment to the Cooperative Agreement is required to amend the compensation amount for the City of Garden Grove's portion from $7,690 to $60,500.

RECOMMENDED ACTION:

1. City Council find that the recommended actions are exempt from CEQA per Section15378(b)(5) [Project does not include]: organizational or administrative activities of governments that will not result in direct or indirect physical changes in the environment; and

2. Approve the First Amendment to the existing Cooperative Agreement with the City of Garden Grove; and

3. Authorize the City Manager to execute the First Amendment to the existing Cooperative Agreement with the City of Garden Grove.

6H. APPROVAL OF FIRST AMENDMENT TO PROFESSIONAL SERVICES AGREEMENT WITH JOHN L. HUNTER & ASSOCIATES, INC. TO PROVIDE CONSULTING SERVICES RELATED TO NATIONAL POLLUTANT DISCHARGE ELIMINATION SYSTEM (NPDES) AND FATS, OILS AND GREASE (FOG) PROGRAM

At its meeting of June 8, 2021, the Council awarded a contract to John L. Hunter Associates, Inc. to provide environmental consulting services. The three-year contract, expiring on June 30, 2024, also provides for two optional one-year extensions. The proposed First Amendment presented for the Council's consideration exercises the first of the one-year extensions, extending the term of the Agreement to June 30, 2025 and increases the total compensation under the Agreement.

RECOMMENDED ACTION:

1. City Council find that the recommended actions are exempt from CEQA per Section15378(b)(5) [Project does not include]: organizational or administrative activities of governments that will not result in direct or indirect physical changes in the environment; and

2. Approve the First Amendment to the Professional Services Agreement with John L. Hunter & Associates, Inc. and allow the City Attorney to make minor edits as necessary prior to the execution of the Amendment; and

3. Authorize the City Manager to execute the First Amendment to the Professional Services Agreement with John L. Hunter & Associates, Inc.

6l. APPROVAL OF FIRST AMENDMENT TO PROFESSIONAL SERVICES AGREEMENT WITH MSW CONSULTANTS TO PROVIDE SOLID WASTE MANAGEMENT CONSULTING SERVICES

At its meeting of October 26, 2021, the City Council awarded a contract to MSW Consultants to provide solid waste management consulting services. The three-year contract, expiring on June 30, 2024, provides for two optional one-year extensions. The proposed First Amendment presented for the Council's consideration extends the term of the Agreement to June 30, 2025, expands the scope of services, and increases the total not-to-exceed compensation by $89,800.

RECOMMENDED ACTION:

1. City Council find that the recommended actions are exempt from CEQA per Section15378(b)(5) [Project does not include]: organizational or administrative activities of governments that will not result in direct or indirect physical changes in the environment; and

2. Approve the First Amendment to the Professional Services Agreement with MSW Consultants and allow the City Attorney to make minor edits as necessary prior to the execution of the Amendment; and

3. Authorize the City Manager to execute the First Amendment to the Professional Services Agreement with MSW Consultants.

END OF CONSENT CALENDAR

7. PUBLIC HEARINGS None.

8. UNFINISHED BUSINESS None.

9. NEW BUSINESS

9A. INTRODUCTION OF THE FISCAL YEAR 2024/25 PROPOSED OPERATING AND CAPITAL BUDGET

The proposed budget for Fiscal Year 2024/25 will be presented for City Council review and discussion as follows:

a. Department Program Budgets
    - Presentations: Administration, Finance, Public Safety, Public Works, Community & Economic Development, and Community Services
b. Capital Improvement Program
c. Decision Packages.

10. ORAL COMMUNICATIONS - PUBLIC

At this time members of the public may address the City Council/Successor Agency/Stanton Housing Authority regarding any items within the subject matter jurisdiction of the City Council/Successor Agency/Stanton Housing Authority, provided that NO action may be taken on non-agenda items.

- Members of the public wishing to address the Council/Agency/Authority during Oral Communications-Public or on a particular item are requested to fill out a REQUEST TO SPEAK form and submit it to the City Clerk. Request to speak forms must be turned in prior to Oral Communications-Public.

- When the Mayor/Chairman calls you to the microphone, please state your Name, slowly and clearly, for the record. A speaker's comments shall be limited to a three (3) minute aggregate time period on Oral Communications and Agenda Items. Speakers are then to return to their seats and no further comments will be permitted.

- Remarks from those seated or standing in the back of chambers will not be permitted. All those wishing to speak including Council/Agency/Authority and Staff need to be recognized by the Mayor/Chairman before speaking.

11. WRITTEN COMMUNICATIONS None.

12. MAYOR/CHAIRMAN COUNCIL/AGENCY/AUTHORITY INITIATED BUSINESS

12A. COMMITTEE REPORTS/ COUNCIL/AGENCY/AUTHORITY ANNOUNCEMENTS

At this time Council/Agency/Authority Members may report on items not specifically described on the agenda which are of interest to the community provided no discussion or action may be taken except to provide staff direction to report back or to place the item on a future agenda.

12B. COUNCIL/AGENCY/AUTHORITY INITIATED ITEMS FOR A FUTURE MEETING

At this time Council/Agency/Authority Members may place an item on a future agenda.

12C. COUNCIL/AGENCY/AUTHORITY INITIATED ITEMS FOR A FUTURE STUDY SESSION

At this time Council/Agency/Authority Members may place an item on a future study session agenda.

Currently Scheduled: None.

12D. CITY COUNCIL INITIATED ITEM — DISCUSSION REGARDING AMENDMENT TO THE STANTON TOWN CENTER SPECIFIC PLAN (DEVELOPMENT AGREEMENTS)

At the April 9, 2024, City Council meeting, Council Member Torres requested that this item be agendized for discussion. Council Member Torres is requesting to discuss an amendment to the Stanton Town Center Specific Plan to include development agreements, which would provide the City Council the ability to set minimum standards for development.

RECOMMENDED ACTION:

City Council provide direction to staff.

12E. CITY COUNCIL INITIATED ITEM — DISCUSSION REGARDING CITY RULES AND REGULATIONS PERTAINING TO SPECIAL EVENTS FOR CITY BUSINESSES

At the April 23, 2024, City Council meeting, Mayor Pro Tem Warren requested that this item be agendized for discussion. Mayor Pro Tem Warren is requesting to discuss revisiting/review of the City's current rules and regulations pertaining to special events to allow for more events to be held per business per year.

RECOMMENDED ACTION:

City Council provide direction to staff.

12F. CITY COUNCIL INITIATED ITEM — DISCUSSION REGARDING REQUEST FOR PRESENTATION BY THE ORANGE COUNTY POWER AUTHORITY (OCPA)

At the April 23, 2024, City Council meeting, Council Member Van requested that this item be agendized for discussion. Council Member Van is requesting to discuss extending an invitation to the Orange County Power Authority (OCPA) to provide a presentation and update to the City on their current operations.

RECOMMENDED ACTION:

City Council provide direction to staff.

13. ITEMS FROM CITY ATTORNEY/AGENCY COUNSEL/AUTHORITY COUNSEL

14. ITEMS FROM CITY MANAGER/EXECUTIVE DIRECTOR

14A. ORANGE COUNTY FIRE AUTHORITY

At this time the Orange County Fire Authority will provide the City Council with an update on their current operations.

15. ADJOURNMENT

I hereby certify under penalty of perjury under the laws of the State of California, the foregoing agenda was posted at the Post Office, Stanton Community Services Center and City Hall, not less than 72 hours prior to the meeting. Dated this 9th day of May, 2024.

s/ Patricia A. Vazquez, City Clerk/Secretary

CITY OF STANTON

PROCLAMATION

NATIONAL PUBLIC WORKS WEEK

MAY 19-25, 2024

WHEREAS, public works professionals focus on infrastructure, facilities, and services that are of vital importance for sustainable and resilient communities and to the public health, high quality of life and well-being of the residents, visitors, and businesses of the City of Stanton; and

WHEREAS, the support of an understanding community is vital to the efficient operation of the department's programs such as storm drainage, streetlights, roads, walkways, public buildings, parks, collection and disposal, and wastewater; and

WHEREAS, the services provided by the Stanton Public Works Department are an integral part of residents' everyday lives and the health, safety, and welfare of Stanton residents, visitors, and businesses greatly depend upon these facilities and services; and

WHEREAS, it is in the public interest to gain knowledge of and to maintain an ongoing interest and understanding of the importance of public works and public works programs in our community, to learn about the varied services and programs provided by the Department of Public Works and to recognize the commitment exhibited by the staff to our community's health, safety, and welfare.

NOW, THEREFORE, LET IT BE RESOLVED, that I, David J. Shawver, Mayor of the City of Stanton and on behalf of the entire City Council do hereby declare the week of May 19-25, 2024, to be ***NATIONAL PUBLIC WORKS WEEK*** throughout the City of Stanton, and in doing so encourage the citizens of this community to join with me in recognizing and paying tribute to the efficiency of the qualified and dedicated personnel who staff the Public Works Department, the importance of the work they perform, the substantial contributions they make in protecting our health, safety, and quality of life, and their dedication to the City of Stanton.

IN WITNESS WHEREOF, I HAVE HEREUNTO SET MY HAND AND CAUSED TO BE AFFIXED THE SEAL OF THE CITY OF STANTON THIS 14TH DAY OF MAY, 2024.

DAVID J. SHAWVER
MAYOR

HONG ALYCE VAN
MAYOR PRO TEM

GARY TAYLOR
COUNCIL MEMBER

DONALD TORRES
COUNCIL MEMBER

CAROL WARREN
COUNCIL MEMBER

CITY OF STANTON

PROCLAMATION

DROWNING PREVENTION & AWARENESS MAY – AUGUST 2024

WHEREAS, in the United States, an average of 3,500 to 4,000 people drown per year, an average of 10 fatal drownings per day. Drowning remains the leading cause of death and disability in California for children under five years of age; and

WHEREAS, drowning can occur anywhere there is water. Drowning occurs in lakes and oceans, pools, bathtubs, and even buckets of water; and

WHEREAS, for every child who dies from drowning, another seven receive emergency care for non-fatal submersion injuries; and

WHEREAS, drowning can be silent and occur in as little as two inches of water. Among infants under 1 year old, two thirds of all drownings occur in bathtubs; and

WHEREAS, the themes of this year's water safety campaign *"Always Watch the Water"* and *"Never Swim Alone"* gives in-depth information on what Orange County residents can do to prevent drowning; and

WHEREAS, the initiatives set forth in the *"ABCs of Water Safety"* program will increase public awareness regarding proper procedures to prevent this needless tragedy; and

WHEREAS, the Orange County Fire Authority will be taking this opportunity to increase public awareness about drowning prevention through a robust community outreach campaign.

NOW, THEREFORE, LET IT BE RESOLVED, that I, David J. Shawver, Mayor of the City of Stanton and on behalf of the entire City Council do hereby declare the months of May - August, 2024, to be ***DROWNING PREVENTION & AWARENESS MONTHS*** - *"Always Watch the Water"* and *"Never Swim Alone"* throughout the City of Stanton, and in doing so encourage the citizens of this community to join with me in to become partners in preparedness by increasing their knowledge of proper safety measures in drowning prevention and to support the many public safety activities and efforts of Orange County Fire Authority during ***DROWNING PREVENTION & AWARENESS MONTHS*** 2024.

IN WITNESS WHEREOF, I HAVE HEREUNTO SET MY HAND AND CAUSED TO BE AFFIXED THE SEAL OF THE CITY OF STANTON THIS 14TH DAY OF MAY, 2024.

_____

DAVID J. SHAWVER. MAYOR

CITY OF STANTON
WARRANT REGISTER

April 5 - April 18, 2024

Electronic Transaction Nos.	**3152-3176**	**$**	**1,405,371.06**
Check Nos.	**137769-137828****		**441,715.34**
	Total Payments to Vendors	**$**	**1,847,086.40**
Payroll dated April 11, 2024*			**136,698.81**
	TOTAL PAYMENTS	**$**	**1,983,785.21**

* = Represents the total net payroll paid through direct deposit on pay date.
** = Check number 137827 was damaged during the check printing process. It was not issued.

Demands listed on the attached registers conform to the City of Stanton Annual Budget as approved by the City Council.

/s/ Hannah Shin-Heydorn
City Manager

Demands listed on the attached registers are accurate and funds are available for payment thereof.

/s/ Michelle Bannigan
Finance Director

Accounts Payable

Checks by Date - Detail by Check Number

User: MBannigan
Printed: 4/24/2024 8:36 AM

Check No	Vendor No / Invoice No	Vendor Name / Description	Check Date / Reference	Check Amount
3152	OCA2137	COUNTY OF ORANGE TREASURER- T	04/05/2024	
		.25% Early Payment Discount		-2,992.23
	SH 68176	Sheriff Contract Servies (Crime Prevention Spec		10,792.75
	SH 68176	Sheriff Contract Services April - 2024		490,566.94
	SH 68176	Sheriff Contract Services (Office Specialist Fron		9,884.75
	SH 68176	Sheriff Contract Services April - 2024		685,649.55
			Total for Check Number 3152:	1,193,901.76
3153	CAS12641	CA DEPT OF TAX AND FEE ADM	04/05/2024	
	12/31/2023	Use Tax CY 2023 - Nowlin Fence Inv #27203		897.75
	12/31/2023	Use Tax CY 2023 (Rounding)		1.25
			Total for Check Number 3153:	899.00
3154	GOL1321	GOLDEN STATE WATER COMPANY	04/05/2024	
	April 03	1/10/24-3/13/24 Water Services Park		149.65
			Total for Check Number 3154:	149.65
3155	SOC2734	SO CAL EDISON	04/05/2024	
	03/26/24	Electric Service-Building Feb		7,800.99
	03/26/24	Electric Service-Medians Feb		70.87
	03/26/24	Stanton District Light Feb		74.19
			Total for Check Number 3155:	7,946.05
3156	BES12575	BEST BEST & KRIEGER LLP	04/05/2024	
	988353	Code Enforcement Fees thru 1/31/2024		13,809.13
	988354	OCSD/Police Fees thru 1/31/2024		8,995.71
			Total for Check Number 3156:	22,804.84
3157	CAL15478	CALIFORNIA JOINT POWERS INSURA	04/05/2024	
	4/1/2024	General Liability Account Funding		775.50
			Total for Check Number 3157:	775.50
3158	ATH16520	ATHENS ADMINISTRATORS	04/05/2024	
	REQUEST 13	Account Escrow Replenishment		2,619.03
			Total for Check Number 3158:	2,619.03
3159	GOL1321	GOLDEN STATE WATER COMPANY	04/08/2024	
	April 05	2/12/24-3/15/24 Water Services Park		534.57
			Total for Check Number 3159:	534.57
3160	AFL187	AFLAC-FLEX ONE	04/08/2024	
	APR-2024	April 2024 AFLAC		758.18

Check No	Vendor No / Invoice No	Vendor Name / Description	Check Date / Reference	Check Amount
			Total for Check Number 3160:	758.18
3161	GOL1321	GOLDEN STATE WATER COMPANY	04/09/2024	
	April 08	2/12/24-3/18/24 Water Services Park		303.27
			Total for Check Number 3161:	303.27
3162	SOC2734	SO CAL EDISON	04/09/2024	
	04/02/24	Electric Services-Medians Mar		226.57
	04/02/24	Electric Services-Signals Mar		72.91
			Total for Check Number 3162:	299.48
3163	GOL1321	GOLDEN STATE WATER COMPANY	04/10/2024	
	April 09	2/08/24-3/11/24 Water Services Median		253.98
			Total for Check Number 3163:	253.98
3164	REC16138	RECTRAC REFUNDS	04/10/2024	
	65777167	65777167/Jessica Ngo/Deposit Refund/4/6/24		150.00
	65926944	65926944/Sara Gomez/Deposit Refund/4/6/24		150.00
	65941218	65941218/Adriana Gamboa/Deposit Refund/4/6/		150.00
	65963880	65963880/Quang C. Van/Deposit Refund/4/7/24		300.00
	6635682	66352682/Francisco Carrillo/Deposit Refund/4/6		200.00
	67710975	67710975/Robert Valencia/Refund/4/5/24		70.00
			Total for Check Number 3164:	1,020.00
3165	EDD1067	EDD	04/12/2024	
	4/11/2024	State Tax Withholding		7,011.52
	4/11/2024	State Unemployment		191.41
			Total for Check Number 3165:	7,202.93
3166	INT1569	INTERNAL REVENUE SERVICE	04/12/2024	
	4/11/2024	(FD) Federal Tax Withholding		18,163.34
	4/11/2024	(ME) Medicare - City Share		2,543.55
	4/11/2024	(MC) Medicare - Employee Share		2,543.55
			Total for Check Number 3166:	23,250.44
3167	JEN14424	ANA JENSEN	04/12/2024	
	PPE 04/06/2024	Wage Garnishment PPE 04/06/2024		400.00
			Total for Check Number 3167:	400.00
3168	OVE2250	OVERLAND, PACIFIC & CUTLER, LLC	04/12/2024	
	INV-4048098	Tina Pacific Relocation Project Management 11/		936.08
			Total for Check Number 3168:	936.08
3169	OCA2137	COUNTY OF ORANGE TREASURER- T.	04/12/2024	
	SH 68215	AFIS (Fingerprinting) April, 2024		1,425.00
	STTM001868	800MHz (ST1) November, 2023		344.53
			Total for Check Number 3169:	1,769.53
3170	PUB15477	PUBLIC AGENCY RISK SHARING AUT	04/12/2024	
	PPE 04/06/2024	PARS - PPE 04/06/2024		1,567.95
			Total for Check Number 3170:	1,567.95

Check No	Vendor No / Invoice No	Vendor Name / Description	Check Date / Reference	Check Amount
3171	CAL12493	CALPERS	04/15/2024	
	100000017501040	2024 Replacement Benefit Contribution		242.91
			Total for Check Number 3171:	242.91
3172	CAS680	CA ST PERS 103	04/15/2024	
	PPE 04/06/2024	PERS - City's Share - Classic T2		5,779.07
	PPE 04/06/2024	PERS - Survivor (Employee) T1		7.44
	PPE 04/06/2024	PERS - Employee's Share T1		1,861.96
	PPE 04/06/2024	PERS - City's Share T1		3,316.93
	PPE 04/06/2024	PERS - City's Share - New T3		5,438.11
	PPE 04/06/2024	PERS - Employee New T3		5,487.60
	PPE 04/06/2024	PERS - Survivor Classic T2		8.37
	PPE 04/06/2024	PERS - Survivor Classic T2		24.18
	PPE 04/06/2024	PERS - Employee Classic T2		4,005.28
			Total for Check Number 3172:	25,928.94
3173	BES12575	BEST BEST & KRIEGER LLP	04/15/2024	
	991428	General Fees thru 02-29-2024 (Litigation)		126.80
	991429	Labor and Unemployment thru 02-29-2024 (Mat		20,347.08
	991431	Tina/ Pacific Development Fees thru 02-29-2024		2,028.60
	991432	DFN 19-0121 Fees thru 02-29-2024 (Tina/ Pacif		190.20
	991433	DFN 19-0121 Fees thru 02-29-2024 (Tina/ Pacif		31,125.07
			Total for Check Number 3173:	53,817.75
3174	USB3019	US BANK	04/15/2024	
	3M Credit	(6) Online Respirator Medical Evaluation		174.00
	ACEC-CA	CEQA Guidelines. Subdivision Map Act, PLN &		422.62
	Adobe	Acrobat Pro & Creative Cloud Apps for PCTA/F		383.95
	Adobe	IT/(25) Acrobat Pro Annual Subscription 3/4/24-		5,997.00
	Affordable Ligh	FRC Parking lot lights		839.88
	Airballing LA	May TNO bubble soccer deposit		100.00
	Amazon	March KNO - skittles for game		11.17
	Amazon	Surface Pro Privacy Screen		19.56
	Amazon	Easter Egg Hunt - Assorted Decorations		141.24
	Amazon	PS Supplies/Gloves		111.58
	Amazon	OST - containers for craft		7.52
	Amazon	March KNO supplies - bags, decor, giveaways, b		119.91
	Amazon	Computer Hardware/Monitors		694.20
	Amazon	March KNO - lollipops for activities		18.25
	Amazon	Office Supplies/Self-Inking Stamp		8.65
	Amazon	Computer Network Switch		321.89
	Amazon	Computer Network/Adapters		208.30
	Amazon	Fire extinguishers for sheriff's station		375.20
	Amazon	OST Play-doh		22.20
	Amazon	Computer Hardware/Video Conferencing Monitc		774.68
	Amazon	Computer Hardware/Laptop Memory		217.48
	Amazon	2 leather padfolio binders		28.26
	Amazon	Staff Farewell Cards		30.42
	Amazon	Easter Egg Hunt - Assorted Decorations		48.43
	Amazon	Walking Challenge Supplies/(2) Pedometers		32.60
	Amazon	Supplies/Flash Drives		59.80
	Amazon	Supplies/Phone Cases/Screen Protectors		33.65
	Amazon	Graffiti supplies		557.01
	Amazon	Easter Egg Hunt - Photo Backdrop		40.23
	Amazon	2024 International Property Maintenance Code		61.31
	Amazon	City Yard Lights		54.97
	Amazon	Supplies for AEDs		23.88

Check No	Vendor No Invoice No	Vendor Name Description	Check Date Reference	Check Amount
	Amazon	PS Supplies/Gloves		170.30
	Amazon	Coffee Supply Restock/Coffee Creamer		29.98
	Amazon	OST Volleyball Net		64.64
	Amazon	Easter Egg Hunt - Assorted Decorations		21.54
	Amazon	OST - NASA stickers for activity		6.99
	Amazon	Flyer display stand for SCP office		110.24
	Amazon	OST Basketball Hoop		86.18
	Amazon	City Hall Storyboard Supplies		24.99
	Amazon	Generator Tags		86.90
	Amazon	Graffiti supplies		185.67
	Amazon	Computer Hardware/Adapters/SSD/Ext Battery I		570.88
	Amazon	Computer Hardware/Cameras/Cables		543.00
	Amazon	Computer Network/Mini PC		1,444.17
	Amazon	Easter Egg Hunt - Assorted Decorations		53.87
	Amazon	Computer Hardware/Network/Ext Drive/POE Su		132.72
	APWA	APWA WATCH Manual training - Manuel/Han		120.00
	CA Park & Recre	Community Services Coordinator Job Ad		75.00
	CA Park & Recre	Sr. Rec Leader & Rec Leader Job Ads		150.00
	CALCPA	Ethics Training-Bannigan		209.00
	Canva	Annual Subscription		119.99
	Carniceria El C	Counseling group bread		14.39
	CEAOC	CEAOC meeting for Mar for Cesar and Elias		100.00
	Certifix Live S	Jan-2024/Fingerprint Rolling Fees		99.00
	Chevron	OCSD Motor Officer/Motorcycle Gas		29.47
	Chevron	OCSD Motor Officer/Motorcycle Gas		31.25
	Chevron	OCSD Motor Officer/Motorcycle Gas		26.63
	Chevron	OCSD Motor Officer/Motorcycle Gas		28.40
	Chevron	OCSD Motor Officer/Motorcycle Gas		31.45
	Chipotle	CPRS Conference - Dinner		10.49
	CMTA	2024 CMTA Conference - Bannigan		475.00
	Command Link	Internet Coverage or City/MAR-2023		2,340.02
	Constant Contac	Monthly Subscription		41.00
	Corner Bakery	Dinner for Citizen's Academy Week 3		343.48
	Costco	Easter Baskets - Assorted		344.63
	Costco	Supplies/Homeless Outreach Svcs/Snacks		55.85
	Costco	Supplies/Homeless Outreach Svcs/Waters		11.98
	Costco	FRC Lounge Room TV		652.49
	CSMFO	Webinar/CA Local Budgeting/Part 2 - 03/6-7/24/		200.00
	CSMFO	CSMFO Dues/Evelyn Jardiel/02/28/2024		55.00
	CSMFO	Financial Mgmt and Analysis training - Bannigai		200.00
	CSMFO	Introduction to Government Accounting/E. Jardi		130.00
	Digital Space	MAR-2024/Domain Hosting Services		22.00
	Dollar Tree	March KNO - additional table covers		4.04
	Dollar Tree	March KNO - table covers, napkins, utensil		9.43
	Einstein Bros	All Hands training - bagels		40.39
	Einstein Bros	All Hands training - coffee		19.89
	El Torito	Planning Technician Interview Panel Lunch		109.37
	Etsy	March KNO - carnival bingo game		1.99
	Etsy	Easter Egg Hunt - Sign		18.73
	Ewing Irrigatio	weed removal on streets		569.38
	Exxon Mobil	OCSD Motor Officer/Motorcycle Gas		31.22
	Facebook	Facebook Ad: Art Contest, Egg Hunts		250.00
	Facebook	Facebook Ad: Classes, Art Contest		86.89
	First Choice Co	Coffee for yard		422.70
	Fun Express	Easter Eggs, Candy, Supplies		317.45
	Fusion Corner	City Council Closed Session Expense		144.26
	G & M Oil	OCSD Motor Officer/Motorcycle Gas		26.34
	Google LLC Apps	Work Order Program Usage Fee 3/5/24-4/5/24		450.00
	Grainger	Traffic spray paint		147.35

Check No	Vendor No / Invoice No	Vendor Name / Description	Check Date / Reference	Check Amount
	Grocery Outlet	All Hands training - fruit, water, juice		15.15
	Grocery Outlet	Pantry items: pasta, cereal bars, beans		54.18
	HalloweenCostum	Easter Bunny Suit		102.42
	Home Depot	Paint for Playground		82.45
	Home Depot	SCP Repair		92.10
	Home Depot	Paint supplies		134.64
	Home Depot	Miscellaneous Supplies		71.44
	Home Depot	City Yard Repairs		154.14
	Home Depot	Supplies for FRC Repairs		40.87
	Home Depot	Supplies for Sheriff's Station repairs		145.76
	Home Depot	City Hall Repairs		31.97
	Home Depot	Liner park Ballard light repair		18.48
	Home Depot	Exterior lights for City Yard		86.34
	Home Depot	City Hall Repairs		226.92
	Home Depot	(5) BBQ Spray for SCP BBQ Grills		54.27
	Home Depot	Vent Cover		70.68
	Home Depot	Supplies for Sheriff's Station repairs		50.38
	Home Depot	Toilet Seat Covers		237.22
	Home Depot	Timer for City Hall		86.97
	iHop	CPRS Conference (breakfast 3 Coords)		68.38
	Jack in the Box	Relocation Assistance/Meals for Clients		29.94
	Lite USA	City Yard Repairs		439.90
	Lyft, Inc	Relocation Assistance/Transportation to Dr. App		17.43
	Lyft, Inc	Relocation Assistance/Transportation to Dr. App		19.76
	Lyft, Inc	Relocation Assistance/Transportation to Fullerto		32.72
	Mamas Kebab	Dinner for Citizen's Academy Week 2		271.83
	MCA Direct, LLC	Election Materials/General Municipal Election 2		499.39
	McDonalds	CPRS Conference (dinner 2 Coords)		22.69
	Michaels	Easter Egg Hunt - Assorted Decorations		40.37
	Michaels	Easter Egg Hunt - Assorted Decorations		72.63
	Microsoft	Microsoft IT Services/FEB-2024		155.73
	OC Imprints	Staff Uniforms Jackets		78.44
	Office Depot (O	Coffee Supply Restock/Coffee Creamer		27.42
	Orange Coast Pl	breakroom drain repair		895.00
	Orange Coast Pl	Repairs to plumbing at sheriff's station		1,153.00
	Panda Express	Dinner for Citizen's Academy Week 1		172.91
	PayPal	Network Devices/POE Power Solution		199.23
	PayPal	Network Battery Supplier		2,186.83
	Paypal	Stanton Virtual Walking Challenge Tickets		269.10
	Phoholic Stanto	Departmental Assistant Interview Panel Lunch		48.74
	Pizza DAmore	March KNO - dinner		43.96
	Plaquemaker	Butterfly garden plaque		138.67
	Positive Promot	Items for Ribbon event - Balloons		39.94
	Raising Canes	Feb KNO - 1 additional meal		7.85
	Raising Canes	Feb KNO dinner		106.42
	Rush Translate	Vietnamese Translation: Stanton Express		49.90
	Saguaro Palm Sp	Hotel Credit		-6.00
	Saguaro Palm Sp	CPRS Conference - Hotel Fee		441.12
	Saguaro Palm Sp	CPRS Hotel (1 Coord)		441.12
	Saguaro Palm Sp	CPRS Hotel (1 Coord)		447.12
	Smart & Final	Departmental Assistant Interview Panel Supplies		13.73
	Smart & Final	Coffee - Seniors		13.99
	Smart & Final	To-Go Boxes - Citizens Academy		15.21
	Smart & Final	Easter Baskets - Assorted		372.54
	Smart & Final	EA - gas card for client		200.00
	Smart & Final	Developmental Screening Snacks		93.87
	Smart & Final	HR Interview Panel Snacks		12.29
	Smart & Final	Drinks - Citizen's Academy		42.14
	Smart & Final	Relocation Assistance/Gift Cards for Clients		45.00

Check No	Vendor No / Invoice No	Vendor Name / Description	Check Date / Reference	Check Amount
	Smart and Final	Food for Citizen's Academy		36.90
	SoCal Edison	EA - utility bill client		121.88
	SoCal Edison	EA - utility bill for cilent		1,052.64
	Spotify	Spotify Monthly Subscription		10.99
	Staples	Command hooks, hole punch binders		74.09
	Staples	Office Supplies		40.28
	Staples	Supplies/HOCs		28.86
	Staples	Copy paper		53.28
	Sun Tools	Tools		75.00
	Target	March KNO - lemonade, mix, candy		19.98
	Taylor Entertai	Easter Egg Hunt - Face Painter Deposit		200.00
	Tequipment	Professional Sound Level Meter		258.57
	Thai Smile	CPRS Conference - Dinner		38.95
	The UPS Store	Notary Svcs to Request Client's Birth Cert.		15.00
	Uline	Janitorial Supplies		740.27
	Uprinting	Department Magnets		167.41
	Uprinting	2 Blue Ribbon Month Banners		210.89
	VitalCheck	Indiana Vital Rec/Birth Cert for Clients		47.95
	VitalCheck	Solano County Records/Birth Cert for Client		95.00
	Walmart	Easter Egg Hunt - Helium Tank		36.61
	Walmart	Easter Egg Hunt - Photo Area Props		58.92
	Walmart	Easter Baskets - Assorted		696.00
	Wendys Restaura	Relocation Assistance/Gift Card for Clients		50.00
	WhenToWork	12 month subscription for WhenToWork		522.00
			Total for Check Number 3174:	39,666.02
3175	SOC2734	SO CAL EDISON	04/16/2024	
	04/04/2024	Stanton District Light - Mar		11,396.84
	04/04/2024	Electric Service - Signals - Mar		1,216.84
	04/04/2024	Electric Service - SCP - Mar		3,700.58
	04/04/2024	Electric Service - Parks - Mar		743.94
			Total for Check Number 3175:	17,058.20
3176	REC16138	RECTRAC REFUNDS	04/17/2024	
	64037065	Deposit Refund - Monica Ramirez		300.00
	64640461	Deposit Refund - Robert Oceguera		150.00
	64741707	Deposit Refund - Joyce Stone		100.00
	65146050	Deposit Refund - Habib Abdulalim		200.00
	65253064	Deposit Refund - Hazen Gonzalez		100.00
	65253064	Refund - Hazen Gonzalez		75.00
	65253064	Refund - Hazen Gonzalez		40.00
	67464928	Deposit Refund - Shafaat Qureshi		300.00
			Total for Check Number 3176:	1,265.00
137769	OCC11851	OC CLERK-RECORDER	04/11/2024	
	4/11/2024	Filing fee for the Notice of Determination - Statc		50.00
			Total for Check Number 137769:	50.00
137770	ALL228	ALL CITY MANAGEMENT SVCS, INC.	04/18/2024	
	92417	School Crossing Guard Services - 3/17/24-3/30/2		1,937.52
			Total for Check Number 137770:	1,937.52
137771	ANA12346	ANAHEIM FAMILY YMCA	04/18/2024	
	YMCA41124	Payment for youth sports classes - Winter/ Sprin		1,514.10

Check No	Vendor No / Invoice No	Vendor Name / Description	Check Date / Reference	Check Amount
			Total for Check Number 137771:	1,514.10
137772	ATT377	AT&T	04/18/2024	
	4/4/2024	Cerritos/Magnolia - Mar		29.35
	4/9/2024	Cerritos/Knott - Mar		29.35
			Total for Check Number 137772:	58.70
137773	BID16674	BI DAN YU	04/18/2024	
	YR41124	Payment for youth art classes - Winter/ Spring 2(		573.30
			Total for Check Number 137773:	573.30
137774	BOY13501	BOYS & GIRLS CLUBS OF GARDEN GI	04/18/2024	
	2087H	Contractual Services - Invoice for Boys & Girls (		2,951.86
			Total for Check Number 137774:	2,951.86
137775	BUR16884	LAURA BURRIS	04/18/2024	
	24-Apr	Zuniga Park Community Mural - Deposit		1,131.38
			Total for Check Number 137775:	1,131.38
137776	CRI13190	C.R.I ELECTRIC, INC	04/18/2024	
	24888	Forklift Charger power		2,565.00
	24889	Fix lighting in Council Chambers		3,935.00
			Total for Check Number 137776:	6,500.00
137777	C3O13388	C3 TECHNOLOGY SERVICES	04/18/2024	
	INV175714	Supplies/ Plotter Paper Rolls/ Canon		184.84
			Total for Check Number 137777:	184.84
137779	CAC563	DEPARTMENT OF CONSERVATION	04/18/2024	
	CY24 Q1	SMIP Fee Q1		362.17
	CY24 Q1	Category 2		-0.91
	CY24 Q1	Category 1		-17.20
			Total for Check Number 137779:	344.06
137780	DSY14997	DSYL	04/18/2024	
	11876	Summer 2024 Stanton Express - Design		3,360.00
			Total for Check Number 137780:	3,360.00
137781	FRO13927	FRONTIER	04/18/2024	
	4/10/24	City Hall frame relay port - Apr		65.78
			Total for Check Number 137781:	65.78
137782	G2C16278	G2 CONSTRUCTION, INC	04/18/2024	
	Retention Relea	Retention Release - invoice #3		2,142.00
			Total for Check Number 137782:	2,142.00
137783	GMU16298	GMU GEOTECHNICAL, INC	04/18/2024	
	65626	Pavement materials testing and evaluations for C		399.00
	65627	Pavement materials testing and evaluations for F		1,040.00
			Total for Check Number 137783:	1,439.00

Check No	Vendor No / Invoice No	Vendor Name / Description	Check Date / Reference	Check Amount
137784	GOL16311	GOLDENWEST LAWNMOWERS	04/18/2024	
	285265	Supplies for maintenance crew		20.66
			Total for Check Number 137784:	20.66
137785	GRA1350	GRAINGER, INC.	04/18/2024	
	9058375586	Parts for City hall repairs		38.10
			Total for Check Number 137785:	38.10
137786	GRE1360	GREAT SCOTT TREE SERVICE, INC	04/18/2024	
	121960	Tree trimming FY 23/24 (10%)-Mar		708.84
	121960	Tree trimming FY 23/24 (90%)-Mar		6,379.53
			Total for Check Number 137786:	7,088.37
137787	HAR1416	HARTZOG & CRABILL INC	04/18/2024	
	24-0273	On-call traffic signal services ops. for Mar		1,575.00
			Total for Check Number 137787:	1,575.00
137788	HAS16808	HASA INC.	04/18/2024	
	944555	To provide maintenance to the splash pads at Do		250.00
	944555	To provide maintenance to the splash pads at SC		250.00
	949746	To provide maintenance to the splash pads at Do		250.00
	949746	To provide maintenance to the splash pads at SC		250.00
			Total for Check Number 137788:	1,000.00
137789	HUB16655	HUB COLLECTIVE LTD.	04/18/2024	
	232669.8	Brand Strategy - Phase 4 Brand guidelines updat		8,000.00
			Total for Check Number 137789:	8,000.00
137790	INF16720	INFINITY TECHNOLOGIES	04/18/2024	
	2327	Managed IT & Helpdesk Support Svcs/MAR-20		9,780.00
	2328	Datto Office 365 Cloud Backup Svc/MAR-2024		285.75
			Total for Check Number 137790:	10,065.75
137791	LAN16723	LANGUAGE LINE SERVICES, INC	04/18/2024	
	11271567	Document Translation & Phone Interpretation Se		414.02
			Total for Check Number 137791:	414.02
137792	LEM16883	ELIZABETH LEMUS	04/18/2024	
	61569250	Deposit Refund for #61569250 for Elizabeth Ler		400.00
			Total for Check Number 137792:	400.00
137793	LEV16868	LEVEL UP RETAIL SERVICES	04/18/2024	
	1131	Installation of equipment per plans		28,890.00
			Total for Check Number 137793:	28,890.00
137794	MAS16381	MASTER JANITORIAL SERVICE, LLC	04/18/2024	
	0421	City Janitorial Services-Apr		6,265.90
			Total for Check Number 137794:	6,265.90
137795	MCG16114	GLORIA MCGREW	04/18/2024	
	64749323	Deposit Refund for Gloria McGrew for #647493		100.00

Check No	Vendor No / Invoice No	Vendor Name / Description	Check Date / Reference	Check Amount
			Total for Check Number 137795:	100.00
137796	MEG16877	VIKEN MEGERDICHIAN	04/18/2024	
	2024-012	C&D Deposit Refund for Permit #2024-012 for '		437.55
			Total for Check Number 137796:	437.55
137797	MIN15024	MINUTEMAN PRESS	04/18/2024	
	40617	(250) Business Cards/ D. Pelt/ Permit Tech		53.81
	40683	(250) 2-Sided Business Cards/ D. Hitt/ PCT A		76.48
	40724	(1,000) Business Cards/ Council Member Van		86.31
			Total for Check Number 137797:	216.60
137798	NAT2050	NATIONWIDE ENVIRONMENTAL SVC:	04/18/2024	
	33939	Sweeper Services for Apr 24		12,052.31
			Total for Check Number 137798:	12,052.31
137799	NGU16878	MY-XUAN NGUYEN	04/18/2024	
	2023-253	C&D Deposit Refund for Permit #2023-253 for I		3,300.00
			Total for Check Number 137799:	3,300.00
137800	NIC16344	FREDERIC A NICHOLS	04/18/2024	
	24-9830895-01	Preparation of State Mandated Claims Reimburs		4,800.00
			Total for Check Number 137800:	4,800.00
137801	NV515131	NV5, INC	04/18/2024	
	380503	Consulting services for the preparation of an upd		50,327.67
			Total for Check Number 137801:	50,327.67
137802	PAC16875	DEBBI PACK	04/18/2024	
	2023-523	C&D Deposit Refund for Permit #2023-523 for I		2,205.00
			Total for Check Number 137802:	2,205.00
137803	PHA12971	PARS	04/18/2024	
	55313	FEB 2024/ PARS/ Administrator Services		497.34
			Total for Check Number 137803:	497.34
137804	PET16876	BRYAN PETERSON	04/18/2024	
	2022-516	C&D Deposit Refund for Permit #2022-516 for I		4,200.00
			Total for Check Number 137804:	4,200.00
137805	PIN16121	PINNACLE PETROLEUM INC	04/18/2024	
	0335029	Diesel for City Yard		2,478.52
	0335030	Gasoline for City Yard		7,005.56
			Total for Check Number 137805:	9,484.08
137806	MAI13147	QUADIENT LEASING USA, INC	04/18/2024	
	Q1277877	Postage Meter Lease 02/03/24-05/02/24		791.70
			Total for Check Number 137806:	791.70
137807	QUA2413	QUALITY CODE PUBLISHING	04/18/2024	
	PG000035150	Supplement Svcs. No. 27/Muni. Code		2,998.00

Check No	Vendor No / Invoice No	Vendor Name / Description	Check Date / Reference	Check Amount
			Total for Check Number 137807:	2,998.00
137808	QUA15782	QUALITY MANAGEMENT GROUP, INC	04/18/2024	
	2024-04	Property Management Svcs for Tina Pacific Dev		6,250.00
	2024-04-PR	CM & Maintenance Salaries for Tina Pacific Dev		8,337.00
			Total for Check Number 137808:	14,587.00
137809	RUS16649	RUSSELL SIGLER INC	04/18/2024	
	INV-RND24001525	HVAC units for City Hall		31,411.35
	INV-RND24001526	HVAC units for City Hall		47,117.03
	INV-RND24001527	HVAC units for City Hall		15,478.39
	INV-RND24001663	HVAC units for City Hall		0.01
	INV-RND24001663	HVAC units for City Hall		37,599.22
			Total for Check Number 137809:	131,606.00
137810	SOC12606	SO CAL INDUSTRIES	04/18/2024	
	682947	Fence Rental for 10652 Bell St-Apr		59.11
	682948	Fence rental for Magnolia and Tina Way-Apr		603.27
			Total for Check Number 137810:	662.38
137811	GAS1282	SOCALGAS	04/18/2024	
	4/2/2028	Gas Services - Corp Yard - Mar		27.77
			Total for Check Number 137811:	27.77
137812	SOU11880	SOUTH COAST A.Q.M.D	04/18/2024	
	4325154	Permit Fee - ICE (50-500 HP) Em Elec Gen-Die		504.91
	4327097	Emissions Fess for FY23-24 for Sheriff Station		160.35
			Total for Check Number 137812:	665.26
137813	WAT13601	SOUTHLAND AUTOMOTIVE WORKS	04/18/2024	
	32213	2 tire replacement		478.00
			Total for Check Number 137813:	478.00
137814	SPA15432	SPARKLETTS	04/18/2024	
	4096775 032224	Senior Svcs Water Cooler rental/Delivery 2-27-2		11.48
	4096775 032224	Breakroom Water Delivery Svc 2-27-24 & 3-12-		204.24
			Total for Check Number 137814:	215.72
137815	SPE14885	SPECTRUM FIRE PROTECTION	04/18/2024	
	31303	Repairs to sprinkler system at Sheriff Station		454.50
			Total for Check Number 137815:	454.50
137816	STA16013	RACHEL STANLEY	04/18/2024	
	RS41024	Payment for adult yoga classes - Winter/ Spring		252.00
			Total for Check Number 137816:	252.00
137817	TOW14437	TOWNSEND PUBLIC AFFAIRS, INC	04/18/2024	
	21425	APR-2024/Legislative Advocacy & Grant Writin		4,000.00
			Total for Check Number 137817:	4,000.00
137818	TUN16796	TUNNELWORKS SERVICES, INC.	04/18/2024	
	Retention Relea	Retention Release - invoice 2049		2,393.38

Check No	Vendor No / Invoice No	Vendor Name / Description	Check Date / Reference	Check Amount
			Total for Check Number 137818:	2,393.38
137819	TUR2970	TURBO DATA SYSTEMS INC	04/18/2024	
	42557	MAR-24/Parking Citation Processing		2,214.02
	42558	MAR-24/Admin Citation Processing		331.19
			Total for Check Number 137819:	2,545.21
137820	TPX16519	U.S. TELEPACIFIC CORP	04/18/2024	
	178288193-0	Unified-Communications-as-a-Service/APR-202		2,827.14
	178288193-0	Firewall Management Svcs/APR-2024		1,340.72
			Total for Check Number 137820:	4,167.86
137821	VAN13002	VAN RY MAINTENANCE	04/18/2024	
	9862	Floor Service FRCr - March 1x		150.00
	9862	Floor Service Civic Center - March		450.00
			Total for Check Number 137821:	600.00
137822	VEN13764	VENCO WESTERN INC	04/18/2024	
	0157316-IN	Park Landscape Maintenance - Apr		8,987.30
	0157316-IN-a	Median Landscape Maintenance - Apr		6,301.70
	0157316-IN-b	Street Landscape Maintenance - Apr		1,406.25
	0157316-IN-c	Building Landscape Maintenance - Apr		1,446.90
	0157316-IN-d	City Owned Properties - Apr		5,314.60
	0157316-IN-e	Streets, medians parkways maintenance- Apr		1,406.25
	2503111-IN	Backflow repairs		6,555.00
	2503125-IN	Backflow testing		1,461.64
			Total for Check Number 137822:	32,879.64
137823	VIS3077	VISTA PAINT CORP	04/18/2024	
	2024-400092-00	Repaint traffic lines		312.88
	2024-400123-00	Repaint traffic lines		243.55
	2024-402486-00	Repaint traffic lines		82.53
	2024-402584-00	Repaint traffic lines		-13.47
	2024-402596-00	Repaint traffic lines		5.80
	2024-402915-00	Repaint traffic lines		135.46
			Total for Check Number 137823:	766.75
137824	VOL3083	DAVID VOLZ DESIGN	04/18/2024	
	422691	Construction support for FRC Renovation (Phase		7,161.00
	422751	Construction support for FRC Renovation (Phase		827.50
			Total for Check Number 137824:	7,988.50
137825	WEL16807	WELLS FARGO FINANCIAL LEASING,	04/18/2024	
	5029168433	MFD Equip Lease/(6) Copiers.(1) Wide Format		1,683.94
			Total for Check Number 137825:	1,683.94
137826	YUN16677	YUNEX LLC	04/18/2024	
	5610001746	Traffic Signal Response - Feb 2024		1,621.00
	5610001747	Repair at Cerritos and Dale		1,798.50
	90001803	Traffic Signal Maintenance for Feb 2024		1,297.50
			Total for Check Number 137826:	4,717.00
137828	WES11851	CITY OF WESTMINSTER	04/18/2024	

Check No	Vendor No Invoice No	Vendor Name Description	Check Date Reference	Check Amount
	127	Animal Control Agmt 3rd Qtr (MAY 2024 - JUN		35,735.90
	127A	Animal Control Agmt 3rd Qtr (JULY 2024)		17,867.94
			Total for Check Number 137828:	53,603.84
			Report Total (83 checks):	1,847,086.40

DRAFT

MINUTES OF THE CITY COUNCIL / SUCCESSOR AGENCY / HOUSING AUTHORITY OF THE CITY OF STANTON MEETING APRIL 23, 2024

SPECIAL CITY COUNCIL / SUCCESSOR AGENCY / HOUSING AUTHORITY MEETING (5:30 PM)

JOINT REGULAR CITY COUNCIL / SUCCESSOR AGENCY / HOUSING AUTHORITY MEETING (6:30 PM)

1. CALL TO ORDER / CLOSED SESSION

The City Council / Successor Agency / Housing Authority meeting was called to order at 5:38 p.m. by Mayor / Chairman Shawver.

2. ROLL CALL

Present: Council/Agency/Authority Member Taylor, Council/Agency/Authority Member Van, Mayor Pro Tem/Vice Chairperson Warren, and Mayor/Chairman Shawver.

Absent: None.

Excused: Council/Agency/Authority Member Torres.

3. PUBLIC COMMENT ON CLOSED SESSION ITEMS None.

4. CLOSED SESSION

The City Attorney requested that the City Council table Closed Session Item 4A to the next regularly scheduled City Council meeting.

The City Council approved the City Attorney's request to table Closed Session Item 4A to the next regularly scheduled City Council meeting.

~~4A. CONFERENCE WITH LEGAL COUNSEL – EXISTING LITIGATION~~

~~**Existing litigation pursuant to Government Code section 54956.9(d)(1)**~~
~~**Number of cases: 1**~~

~~Deepa Patel; California One Hospitality LLC v. City of Stanton, a municipal corporation; DOES 1-10 Inclusive, United States District Court Central District of California Case Number: 8:24-cv-00780-CJC-JDE~~

The members of the City Council / Successor Agency / Housing Authority of the City of Stanton proceeded to closed session at 5:40 p.m. for discussion regarding:

THESE MINUTES ARE ISSUED FOR INFORMATION ONLY AND ARE SUBJECT TO AMENDMENT AND APPROVAL AT NEXT MEETING

4B. CONFERENCE WITH LEGAL COUNSEL-ANTICIPATED LITIGATION
Significant exposure to litigation pursuant to Government Code Section 54956.9(d)(2)

Number of Potential Cases: 1

4C. CONFERENCE WITH LEGAL COUNSEL- EXISTING LITIGATION
Pursuant to Government Code section 54956.9(d)(1)
Number of cases: 1

Case Name: Tina Pacific Residents Association, et al. v. City of Stanton
Case Number: OCSC 39-2023-01316300-CU-WM-CXC

5. CALL TO ORDER / SUCCESSOR AGENCY / STANTON HOUSING AUTHORITY MEETING

The City Council / Successor Agency / Housing Authority reconvened in open session at 6:42 p.m.

6. ROLL CALL

Present: Council/Agency/Authority Member Taylor, Council/Agency/Authority Member Van, Mayor Pro Tem/Vice Chairperson Warren, and Mayor/Chairman Shawver.

Absent: None.

Excused: Council/Agency/Authority Member Torres.

The City Attorney / Agency Counsel reported that the Stanton City Council / Successor Agency / Housing Authority met in closed session from 5:38 to 6:42 p.m.

The City Attorney / Agency Counsel reported that there was no reportable action.

7. PLEDGE OF ALLEGIANCE

Led by Captain Ryan C. Pierce, Orange County Sheriff's Department.

8. SPECIAL PRESENTATIONS AND AWARDS None.

9. CONSENT CALENDAR

Motion/Second: Taylor/Van

ROLL CALL VOTE:	Council/Agency/Authority Member Taylor	AYE
	Council/Agency/Authority Member Torres	ABSENT
	Council/Agency/Authority Member Van	AYE
	Mayor Pro Tem/Vice Chairperson Warren	AYE
	Mayor/Chairman Shawver	AYE

Motion unanimously carried:

CONSENT CALENDAR

9A. MOTION TO APPROVE THE READING BY TITLE OF ALL ORDINANCES AND RESOLUTIONS. SAID ORDINANCES AND RESOLUTIONS THAT APPEAR ON THE PUBLIC AGENDA SHALL BE READ BY TITLE ONLY AND FURTHER READING WAIVED

The City Council/Agency Board/Authority Board waived reading of Ordinances and Resolutions.

9B. APPROVAL OF WARRANTS

The City Council approved demand warrants dated March 22, 2024 – April 4, 2024, in the amount of $2,190,745.81.

9C. APPROVAL OF MINUTES

1. The City Council/Successor Agency/Housing Authority approved Minutes of Special and Joint Regular Meeting – March 26, 2024; and

2. The City Council/Successor Agency/Housing Authority approved Minutes of Special and Joint Regular Meeting – April 9, 2024.

9D. ACCEPTANCE OF THE CONSTRUCTION OF THE STANTON PARK FITNESS EQUIPMENT PROJECT BY THE CITY COUNCIL OF THE CITY OF STANTON, CALIFORNIA

The Stanton Park Fitness Equipment Project consists of demolition, concrete work (slab and walkway access), installation of fitness equipment, and all appurtenant work is now complete. The City Engineer, in his judgement, certifies that the work was substantially completed as of April 11, 2024 and recommends that the City Council accept the complete work performed on this project.

1. The City Council declared this project categorically exempt under the California Environmental Quality Act, Class 1, and 15301(c) as repair, maintenance, and minor alteration of existing public structures; and

2. Accepted the completion of improvements for the Stanton Park Fitness Equipment Project, as certified by the City Engineer, and affixed the date of April 11, 2024 as the substantial date of completion for all work on this project; and

3. Approved the final construction contract amount of $42,000 with Aguilar & Calderon, a corporation; and

4. Directed the City Clerk within ten (10) days from the date of acceptance to file the Notice of Completion with the County Clerk-Recorder of the County of Orange; and

5. Directed City staff, after thirty-five (35) days has elapsed from the filing of the "Notice of Completion" with the County Clerk-Recorder, to make the retention payment to Aguilar & Calderon, a corporation, in the amount of $2,100.00.

9E. SUPPLEMENT TO PROFESSIONAL SERVICES AGREEMENT FOR CONTRACT EXTENSION WITH TOWNSEND PUBLIC AFFAIRS, INC. TO PROVIDE LEGISLATIVE ADVOCACY AND GRANT WRITING SERVICES

Requested is the authorization to allow the City Manager to enter into a Supplement to Professional Services Agreement with Townsend Public Affairs to provide legislative advocacy and grant writing services in an amount not to exceed $48,000 for Fiscal Year (FY) 2024-25 for term extension from July 1, 2024 to June 30, 2025.

1. The City Council declared that the project is exempt from the California Environmental Quality Act ("CEQA") under Section 15061(b)(3) as the activity is covered by the general rule that CEQA applies only to projects which have the potential for causing significant effect on the environment. Where it can be seen with certainty that there is no possibility that the activity in question may have a significant effect on the environment, the activity is not subject to CEQA; and

2. Approved the supplement to professional services agreement for Townsend Public Affairs, Inc.; and

3. Authorized the City Manager to bind the City of Stanton and Townsend Public Affairs, Inc. in a contract to provide advocacy and grant writing services to the City of Stanton for term extension from July 1, 2024 to June 30, 2025.

9F. 2023 HOUSING ELEMENT ANNUAL PROGRESS REPORT

The 2023 Housing Element Annual Progress Report (APR) was prepared in compliance with Government Code Section 65400 et. Seq., which requires submittal to the Department of Housing and Community Development (HCD). The report is intended to monitor the City's progress in meeting its share of regional housing needs. The Planning Commission reviewed the APR and recommended that the City Council accept the report.

1. The City Council finds that this item is not subject to California Environmental Quality Act ("CEQA") pursuant to Guideline Section No. 15306 (Class 6, Information Collection), projects which solely encompass information collecting and reporting, such as the annual report; and

2. Received and filed the 2023 Housing Element Annual Progress Report; and

3. Directed the Community & Economic Development Director to submit the report to HCD on behalf of the City.

END OF CONSENT CALENDAR

10. PUBLIC HEARINGS None.

11. UNFINISHED BUSINESS

11A. APPROVAL OF ORDINANCE NO. 1142 - AN ORDINANCE OF THE CITY COUNCIL OF THE CITY OF STANTON ADDING SECTIONS 5.77.065 AND 5.77.105 TO CHAPTER 5.77 (COMMERCIAL CANNABIS BUSINESSES) OF TITLE 5 (BUSINESS LICENSES AND REGULATIONS) OF THE STANTON MUNICIPAL CODE AND DETERMINING THE ORDINANCE TO BE EXEMPT FROM CEQA PURSUANT TO STATE CEQA GUIDELINES SECTIONS 15301, 15060(C)(2), 15061(B)(3), AND 15378(b)(5)

This Ordinance was introduced at the regular City Council meeting of April 9, 2024.

Staff report by Ms. Patricia A. Vazquez, City Clerk.

Motion/Second: Shawver/Warren

ROLL CALL VOTE:	Council Member Taylor	AYE
	Council Member Torres	ABSENT
	Council Member Van	AYE
	Mayor Pro Tem Warren	AYE
	Mayor Shawver	AYE

Motion unanimously carried:

1. The City Clerk read the title of Ordinance No. 1142, entitled:

   "AN ORDINANCE OF THE CITY COUNCIL OF THE CITY OF STANTON ADDING SECTIONS 5.77.065 AND 5.77.105 TO CHAPTER 5.77 (COMMERCIAL CANNABIS BUSINESSES) OF TITLE 5 (BUSINESS LICENSES AND REGULATIONS) OF THE STANTON MUNICIPAL CODE AND DETERMINING THE ORDINANCE TO BE EXEMPT FROM CEQA PURSUANT TO STATE CEQA GUIDELINES SECTIONS 15301, 15060(C)(2), 15061(B)(3), AND 15378(b)(5)"; and

2. The City Council adopted Ordinance No. 1142.

12. NEW BUSINESS

12A. CONSIDERATION OF A RESOLUTION OPENING AN APPLICATION PERIOD FOR COMMERCIAL CANNABIS RETAIL STOREFRONT BUSINESS PERMITTEES TO APPLY FOR A COMMERCIAL CANNABIS DELIVERY BUSINESS PERMIT

At the April 9, 2024 City Council meeting, the City Council adopted Ordinance No. 1142, which affirmed the Council's sole authority to open a commercial cannabis application period. The Ordinance also clarified that the City Council has the authority to determine which type of permits the application period would be for, and which businesses, firms, and/or organizations could apply for a permit during an application period. The proposed Resolution would set an application period so that existing commercial cannabis retail storefront permittees may apply for delivery permits.

Staff Report by Ms. Hannah Shin-Heydorn, City Manager.

Motion/Second: Shawver/Taylor

ROLL CALL VOTE:	Council Member Taylor	AYE
	Council Member Torres	ABSENT
	Council Member Van	AYE
	Mayor Pro Tem Warren	AYE
	Mayor Shawver	AYE

Motion unanimously carried:

1. The City Council finds that these actions are not subject to California Environmental Quality Act ("CEQA") pursuant to Sections 15378(b)(5) (Organizational or administrative activities of governments that will not result in direct or indirect physical changes in the environment) and even if they were considered a project, they would still be exempt from CEQA under State CEQA Guidelines Sections 15060(C)(2), and 15061(B)(3); and

2. Adopted Resolution No. 2024-12, entitled:

   "A RESOLUTION OF THE CITY COUNCIL OF THE CITY OF STANTON, CALIFORNIA, OPENING AN APPLICATION PERIOD TO ACCEPT APPLICATIONS FOR COMMERCIAL CANNABIS DELIVERY BUSINESS PERMITS, FROM EXISTING COMMERCIAL CANNABIS RETAIL STOREFRONT BUSINESS PERMITTEES AND DETERMINING THE RESOLUTION TO BE EXEMPT FROM CEQA PURSUANT TO STATE CEQA GUIDELINES SECTIONS 15060(C)(2), 15061(B)(3), AND 15378(b)(5)".

13. ORAL COMMUNICATIONS – PUBLIC None.

14. WRITTEN COMMUNICATIONS None.

15. MAYOR/CHAIRMAN/COUNCIL/AGENCY/AUTHORITY INITIATED BUSINESS

15A. COMMITTEE REPORTS/COUNCIL/AGENCY/AUTHORITY ANNOUNCEMENTS

Mayor Shawver reported on his attendance at the League of California Cities (Cal Cities') 2024 City Leader Summit which was held on April 17 - 19, 2024 in Sacramento, California.

15B. COUNCIL/AGENCY/AUTHORITY INITIATED ITEMS FOR A FUTURE COUNCIL MEETING

- Mayor Pro Tem Warren requested to agendize for discussion revisit/review of the City's current rules and regulations pertaining to special events to allow for more events to be held per business per year.

- Council Member Van requested to agendize a presentation and update by the Orange County Power Authority (OCPA).

15C. COUNCIL/AGENCY/AUTHORITY INITIATED ITEMS FOR A FUTURE STUDY SESSION

None.

Due to the excused absence of Council Member Torres, this item has been tabled to the next regularly scheduled City Council meeting.

~~15D. CITY COUNCIL INITIATED ITEM — DISCUSSION REGARDING AMENDMENT TO THE STANTON TOWN CENTER SPECIFIC PLAN (DEVELOPMENT AGREEMENTS)~~

~~At the April 9, 2024, City Council meeting, Council Member Torres requested that this item be agendized for discussion. Council Member Torres is requesting to discuss an amendment to the Stanton Town Center Specific Plan to include development agreements, which would provide the City Council the ability to set minimum standards for development.~~

~~RECOMMENDED ACTION:~~

~~City Council provide direction to staff.~~

16. ITEMS FROM CITY ATTORNEY/AGENCY COUNSEL/AUTHORITY COUNSEL

None.

17. ITEMS FROM CITY MANAGER/EXECUTIVE DIRECTOR

None.

17A. ORANGE COUNTY SHERIFF'S DEPARTMENT

At this time the Orange County Sheriff's Department will provide the City Council with an update on their current operations.

Captain Ryan C. Pierce provided the City Council with an update on their current operations.

- Captain Ryan C. Pierce, Orange County Sheriff's Department, Stanton's incoming Chief of Police introduced himself to the City Council and Stanton community.
- Sergeant Andrea Bogdanovich, Orange County Sheriff's Department, introduced herself to the City Council and Stanton community.

Ms. Zenia Bobadilla, Community Services Director reported on the City's upcoming:

- Paint the Town with Love (citywide volunteer day) Event, which is scheduled to be held on May 4, 2024.
- Bubble Soccer - Teen Night Out event, which is scheduled to be held on May 10, 2024 at Stanton Central Park.

Dr. Sara Zimmerman, business owner, Resilience Rising Behavioral Health, introduced herself and her business to the City Council and Stanton community.

18. ADJOURNMENT Motion/Second: Shawver/
Motion carried at 7:11 p.m.

_____
DAVID J. SHAWVER, MAYOR

ATTEST:

_____
CITY CLERK/SECRETARY

CITY OF STANTON

REPORT TO THE CITY COUNCIL

TO: Honorable Mayor and Members of the City Council

DATE: May 14, 2024

SUBJECT: MARCH 2024 INVESTMENT REPORT

REPORT IN BRIEF:

The Investment Report as of March 31, 2024, has been prepared in accordance with the City's Investment Policy and California Government Code Section 53646.

RECOMMENDED ACTIONS:

1. City Council find that this item is not subject to California Environmental Quality Act ("CEQA") pursuant to Sections 15378(b)(5) (Organizational or administrative activities of governments that will not result in direct or indirect physical changes in the environment); and

2. Receive and file the Investment Report for the month of March 2024.

BACKGROUND:

Changes in the City's cash and investment balances during the month of March are summarized below:

	Beginning Balance	Net Change	Ending Balance
Cash and Investment Accounts (Pooled-All Funds)	$ 67,922,631.06	$ (1,690,666.73)	$ 66,231,964.33
Cash (Non-Pooled)	4,648,438.43	97,431.33	4,745,869.76
Total Cash and Investments	$ 72,571,069.49	$ (1,593,235.40)	$ 70,977,834.09

Between February 29, 2024, and March 31, 2024, the City's total cash and investments decreased by approximately $1.6 million during the month, primarily due to the quarterly payment to Orange County Fire Authority of $1.4 million for fire protection services.

The City's cash and investment balances by fund type are presented in Attachment A. A summary of the City's investment portfolio is included as Attachment B. The detail of the City's investments by type that are managed by City staff are shown in Attachment C. The detail of investments by type that are managed by Chandler Asset Management, LLC ("Chandler"), of which we determined provide a net advantage to the City, are shown in Attachment D.

ANALYSIS:

The monthly cash and investment report provides a summary of the cash and investment accounts held by the City as of the end of that month. In order to manage its cash and investments, the City combines cash resources from all funds into a single pool consisting of a variety of accounts and securities. The balance in the pooled cash account includes cash and certain liquid investments that are available to meet the City's current cash needs. Cash in excess of the City's current cash needs is invested in interest-bearing investments with various maturities.

As of March 31, 2024, the market value of the City's total investment portfolio was $65.3 million, of which $39.2 million (60%) was managed by City staff and $26.1 million (40%) was managed by Chandler (Attachment B). Detailed information regarding the securities contained in the City's investment portfolio is provided in Attachments C and D. As of March 31, 2024, City investments consisted of the following:

	Market Value as of March 31, 2024	Percentage of Portfolio Invested by Type	Maximum Percentage of Portfolio Permitted by Investment Policy	In Compliance?
Local Agency Investment Fund (LAIF)	$ 36,525,509.14	55.91%	100.00%	Yes
U.S. Treasury Notes	8,877,267.58	13.59%	100.00%	Yes
Corporate Notes	7,355,661.58	11.26%	30.00%	Yes
Federal Agency Securities	4,115,566.08	6.30%	100.00%	Yes
Negotiable Certificates of Deposit	2,218,795.08	3.40%	30.00%	Yes
Asset Backed Securities	2,148,696.63	3.29%	20.00%	Yes
Collateralized Mortgage Obligations	2,613,544.19	4.00%	20.00%	Yes
Municipal Bonds	451,660.55	0.69%	100.00%	Yes
Supranational	844,831.55	1.29%	30.00%	Yes
Money Market Fund/Cash	175,581.47	0.27%	20.00%	Yes
Total Investments	$ 65,327,113.85	100.00%		

The City's investment portfolio is well-diversified with investments spread across ten different security types. Likewise, the average maturity of the City's portfolio (except for LAIF) is approximately 2.5 years, which is within the 3.5 years target in the City's investment policy.

FISCAL IMPACT:

All deposits and investments have been made in accordance with the City's Fiscal Year 2023/24 Investment Policy. The portfolio will allow the City to meet its expenditure requirements for the next six months. Staff remains confident that the investment portfolio is currently positioned to remain secure and sufficiently liquid.

ENVIRONMENTAL IMPACT:

None.

LEGAL REVIEW:

None.

PUBLIC NOTIFICATION:

Through the normal agenda posting process.

STRATEGIC PLAN OBJECTIVE ADDRESSED:

Obj. No. 4: Ensure fiscal stability and efficiency in governance.

Prepared by: Michelle Bannigan, Finance Director
Approved by: Hannah Shin-Heydorn, City Manager

Attachments:

A. Cash and Investment Balances by Fund
B. Investments Portfolio Summary
C. Investment Portfolio Detail (Managed by City Staff)
D. Investment Portfolio Detail (Managed by Chandler)

Click here to return to the agenda.

CITY OF STANTON
CASH AND INVESTMENTS REPORT
MONTH ENDED MARCH 31, 2024

Fund/ Account No.	Fund/Account Name	Beginning Balance	Increases	Decreases	Ending Balance
101-various	General Fund	$ 36,611,439.01	$ 3,229,996.98	$ (4,446,544.50)	$ 35,394,891.49
102-111101	General Fund (Transactions & Use Tax)	580,828.93	541,652.93	(1,105,860.40)	16,621.46
103-111101	PCTA Administration	(1,401.98)	2,124.16	(3,898.66)	(3,176.48)
210-111101	Certified Access Specialists (CASP) Program Fund	65,613.58	3,034.40	-	68,647.98
211-111101	Gas Tax Fund	2,268,236.04	96,308.02	(37,707.54)	2,326,836.52
215-111101	Road Maintenance and Rehabilitation act (RMRA) Fund	1,527,264.16	91,357.36	(3,993.53)	1,614,627.99
220-111101	Measure M Fund	561,217.26	129,137.56	(49,370.11)	640,984.71
221-111101	Community Development Block Grant-CV (CDBG-CV) Fund	(4,900.00)	-	-	(4,900.00)
222-111101	Community Development Block Grant Fund	219,710.65	1,578.37	(154.34)	221,134.68
223-111101	Protective Services Fund	-	25,272.09	(25,272.09)	-
224-111101	Lighting Maintenance 1919 Act Fund	1,063,273.89	28,995.15	(13,314.33)	1,078,954.71
225-111101	Lighting/Median Maintenance 1972 Act Fund	825,943.03	24,206.37	(27,641.13)	822,508.27
226-111101	Air Quality Improvement Fund	275,399.29	1,882.33	(34,177.14)	243,104.48
227-111101	Other Grants Fund	(131,603.16)	824.06	(195.87)	(130,974.97)
242-111101	Supplemental Law Enforcement Grant Fund	366,128.21	13,458.57	(13,594.96)	365,991.82
245-111101	Justice Assistance Grant (JAG) Grant Fund	(1,213.09)	103,560.64	(217,989.28)	(115,641.73)
250-111101	Families and Communities Together (FaCT) Grant Fund	(48,533.98)	81,345.12	(41,751.93)	(8,940.79)
251-111101	Senior Transportation Fund	95,865.25	8,816.78	(1,356.97)	103,325.06
261-111101	Street Impact Fees Fund	240,496.32	1,738.38	(169.98)	242,064.72
262-111101	Traffic Signal Impact Fee	29,917.59	216.05	(21.13)	30,112.51
263-111101	Community Center Impact Fees Fund	275,762.97	1,994.71	(195.05)	277,562.63
264-111101	Police Services Impact Fees Fund	249,311.14	1,803.37	(176.34)	250,938.17
271-111101	Public Safety Task Force Fund (City Funds)	62,526.69	-	(2,918.68)	59,608.01
280-111101	Stanton Central Park Maintenance Fund	21,855.71	5,397.92	(5,614.48)	21,639.15
285-various	Stanton Housing Authority Fund	9,808,559.13	1,044,092.19	(1,295,243.90)	9,557,407.42
305-111101	Capital Projects Fund	90,963.68	159,054.59	(176,200.08)	73,818.19
310-111101	Park and Recreation Facilities Fund	4,028,490.70	29,072.29	(21,884.56)	4,035,678.43
501-111101	Sewer Maintenance Fund	7,341,927.03	131,587.19	(18,837.83)	7,454,676.39
502-111101	Sewer Capital Improvement Fund	8,944.44	2,964.73	(6.33)	11,902.84
602-111101	Workers' Compensation Fund	843,154.00	12,638.54	(1,470.44)	854,322.10
603-111101	Liability Risk Management Fund	(1,648.80)	-	(1,650.00)	(3,298.80)
604-111101	Employee Benefits Fund	100,039.27	124,305.33	(54,573.15)	169,771.45
605-111101	Fleet Maintenance Fund	560,721.18	18,619.59	(19,121.12)	560,219.65
801-111101	Expendable Deposits Fund	(11,657.08)	16,390.65	(3,187.30)	1,546.27
	Total Pooled Cash and Investments[1]	$ 67,922,631.06	$ 5,933,426.42	$ (7,624,093.15)	$ 66,231,964.33
	Less: Investments[1]	$ (67,922,039.08)	$ (177,463.04)	$ 2,772,388.27	$ (65,327,113.85)
	Cash - BMO Bank General Checking Account	$ 591.98	$ 5,755,963.38	$ (4,851,704.88)	$ 904,850.48

CITY OF STANTON
CASH AND INVESTMENTS REPORT
MONTH ENDED MARCH 31, 2024

Fund/ Account No.	Fund/Account Name	Beginning Balance	Increases	Decreases	Ending Balance
	CASH-NON-POOLED				
xxx-111103	Payroll Account	$ -	$ 300,014.14	$ (300,014.14)	$ -
101-111109	Flexible Spending/AFLAC	12,006.36	-	(462.13)	11,544.23
101-111505	Petty Cash	600.00	-	-	600.00
285-111403	Cash with Property Management Company (QMG)	54,701.37	40,500.64	(39,701.37)	55,500.64
604-111404	Cash with Fiscal Agent (PARS) (2)	4,581,130.70	99,309.12	(2,214.93)	4,678,224.89
	Total Cash-Non-Pooled	$ 4,648,438.43	$ 439,823.90	$ (342,392.57)	$ 4,745,869.76
	INVESTMENTS				
	POOLED ALL FUNDS	$ 67,922,039.08	$ 177,463.04	$ (2,772,388.27)	$ 65,327,113.85
	Total Investments (3)	$ 67,922,039.08	$ 177,463.04	$ (2,772,388.27)	$ 65,327,113.85
	TOTAL CASH AND INVESTMENTS	$ 72,571,069.49	$ 6,373,250.32	$ (7,966,485.72)	$ 70,977,834.09

Notes:

(1) - Pooled cash includes: City's general checking and safekeeping accounts with BMO Harris Bank, the City's Local Agency Investment Fund (LAIF) account, the Housing Authority's LAIF account, and the City's investment portfolio account with Chandler Asset Management.

(2) - The Public Agency Retirement Services (PARS) account is an irrevocable trust that can be used for pension and other post employment benefits only. This fund is excluded from the compliance requirements set forth in the City's investment policy.

(3) - Additional information regarding the City's investments are included in Attachments B through D.

ATTACHMENT B

Click here to return to the agenda.

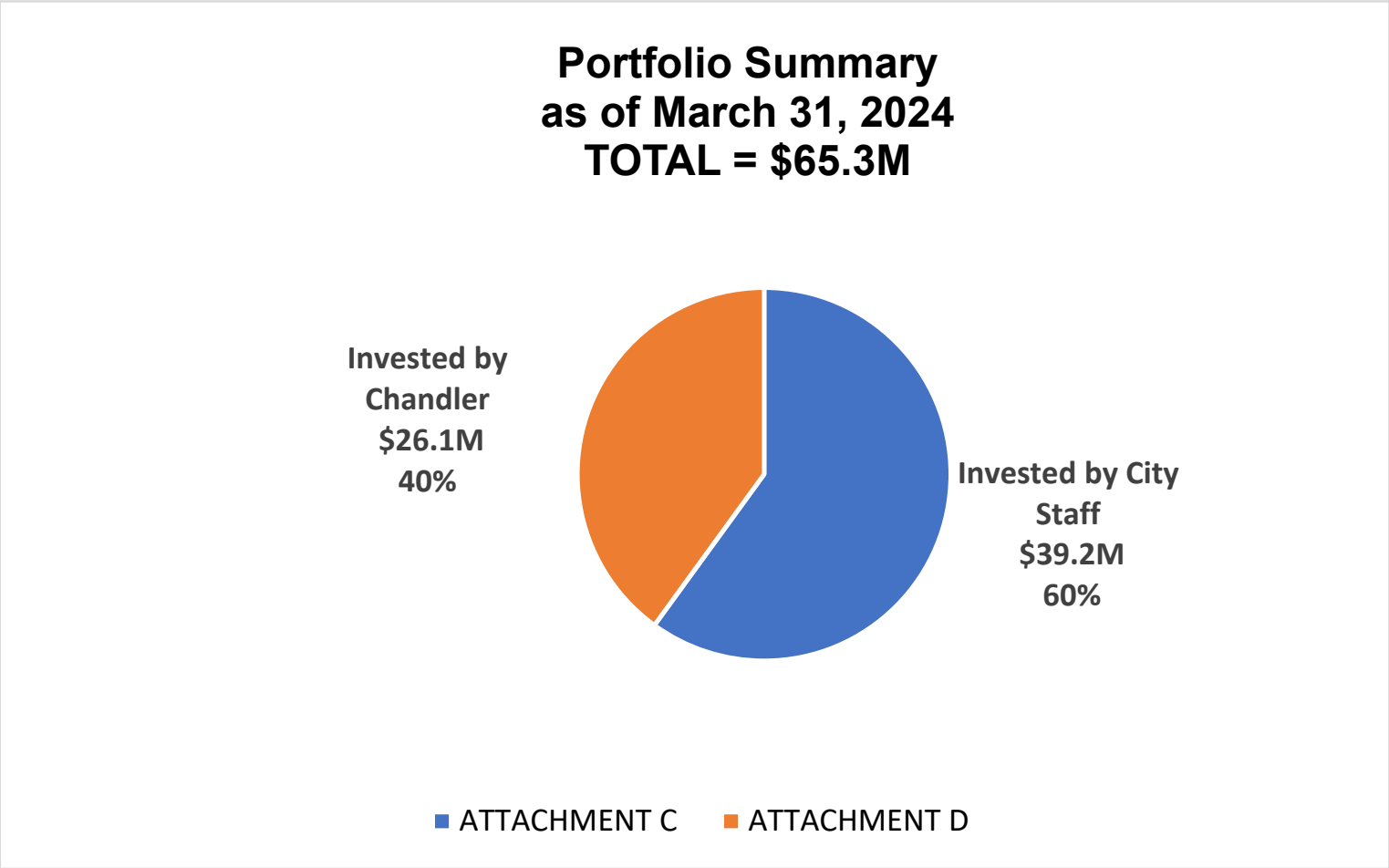

ATTACHMENT C

Click here to return to the agenda.

City of Stanton
Portfolio Holdings
Investment Portfolio | by Security Sector
Report Format: By Transaction
Group By: Security Sector
Average By: Face Amount / Shares
Portfolio / Report Group: All Portfolios
As of 3/31/2024

Description	CUSIP/Ticker	Settlement Date	YTM @ Cost	Face Amount/Shares	Cost Value	Book Value	Market Value	Maturity Date	Days To Maturity	Accrued Interest	% of Portfolio
Certificate Of Deposit											
Bank of New England NH 2.65 5/23/2024	06426KBE7	5/23/2019	2.650	249,000.00	249,000.00	249,000.00	247,974.12	5/23/2024	53	144.62	0.63
Cornerstone Community Bank CA 2.6 5/17/2024	219240BY3	5/17/2019	2.600	249,000.00	249,000.00	249,000.00	248,066.25	5/17/2024	47	248.32	0.63
Evansville Teachers FCU IN 2.25 7/22/2024	299547AV1	7/22/2019	2.250	249,000.00	249,000.00	249,000.00	246,602.13	7/22/2024	113	138.14	0.63
First Tier Bank NE 1.95 8/23/2024	33766LAJ7	8/23/2019	1.950	249,000.00	249,000.00	249,000.00	245,658.42	8/23/2024	145	106.42	0.63
Healthcare Systems FCU VA 2.65 4/25/2024	42228LAD3	4/25/2019	2.650	246,000.00	246,000.00	246,000.00	245,451.42	4/25/2024	25	2,821.92	0.63
Main Street Bank VA 2.6 4/26/2024	56065GAG3	4/26/2019	2.600	249,000.00	249,000.00	249,000.00	248,454.69	4/26/2024	26	88.68	0.63
McGregor TX 2.3 6/28/2024	32112UDA6	7/12/2019	2.200	249,000.00	250,170.30	249,057.45	247,296.84	6/28/2024	89	47.07	0.63
Raymond James Bank FL 2 8/23/2024	75472RAE1	8/23/2019	2.000	247,000.00	247,000.00	247,000.00	243,707.49	8/23/2024	145	500.77	0.63
Washington Federal Bank WA 1.95 8/28/2024	938828BN9	8/28/2019	1.950	249,000.00	249,000.00	249,000.00	245,583.72	8/28/2024	150	39.91	0.63
Sub Total / Average Certificate Of Deposit			**2.316**	**2,236,000.00**	**2,237,170.30**	**2,236,057.45**	**2,218,795.08**		**88**	**4,135.85**	**5.69**
Local Government Investment Pool											
LAIF | City LGIP	LAIFCITY0895	2/29/2020	4.232	27,711,962.84	27,711,962.84	27,711,962.84	27,675,556.46	N/A	1		70.58
LAIF | Housing Authority LGIP	LAIFHA0004	2/29/2020	4.232	8,861,594.53	8,861,594.53	8,861,594.53	8,849,952.68	N/A	1		22.57
Sub Total / Average Local Government Investment Pool			**4.232**	**36,573,557.37**	**36,573,557.37**	**36,573,557.37**	**36,525,509.14**		**1**	**0.00**	**93.15**
Municipal											
Fort Bragg CA 1.871 8/1/2024	347028JZ6	9/18/2019	1.750	205,000.00	206,150.05	205,079.51	202,788.05	8/1/2024	123	639.26	0.52
Riverside Pension CA 2.75 6/1/2024	769036BD5	8/28/2019	2.030	250,000.00	258,120.00	250,289.50	248,872.50	6/1/2024	62	2,291.67	0.64
Sub Total / Average Municipal			**1.904**	**455,000.00**	**464,270.05**	**455,369.01**	**451,660.55**		**89**	**2,930.93**	**1.16**
Total / Average			**4.096**	**39,264,557.37**	**39,274,997.72**	**39,264,983.83**	**39,195,964.77**		**7**	**7,066.78**	**100**

Click here to return to the agenda.

CHANDLER ASSET MANAGEMENT

MONTHLY ACCOUNT STATEMENT

City of Stanton | Account #10991 | As of March 31, 2024

CHANDLER ASSET MANAGEMENT | chandlerasset.com

Chandler Team:
For questions about your account, please call (800) 317-4747,
or contact clientservice@chandlerasset.com

Custodian:
US Bank

Information contained herein is confidential. We urge you to compare this statement to the one you receive from your qualified custodian. Please see Important Disclosures at the end of the statement.

PORTFOLIO SUMMARY

CHANDLER ASSET MANAGEMENT

City of Stanton | Account #10991 | As of March 31, 2024

Portfolio Characteristics

Average Modified Duration	2.54
Average Coupon	3.54%
Average Purchase YTM	4.17%
Average Market YTM	5.03%
Average Quality	AA
Average Final Maturity	2.96
Average Life	2.83

Account Summary

	Beg. Values as of 03/01/2024	End Values as of 03/31/2024
Market Value	25,961,568.74	26,131,149.08
Accrued Interest	203,090.30	146,331.67
Total Market Value	**26,164,659.04**	**26,277,480.75**
Income Earned	77,086.14	34,329.58
Cont/WD	0.00	0.00
Par	26,624,564.96	26,756,470.42
Book Value	25,996,895.32	26,130,021.49
Cost Value	25,996,895.32	26,130,021.49

Top Issuers

United States	33.97%
FHLMC	10.00%
Farm Credit System	7.81%
Federal Home Loan Banks	5.61%
Bank of America Corporation	3.17%
FNMA	2.33%
JPMorgan Chase & Co.	1.64%
Morgan Stanley	1.64%

Sector Allocation

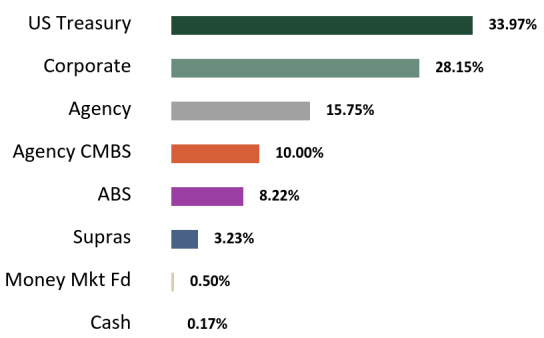

Maturity Distribution

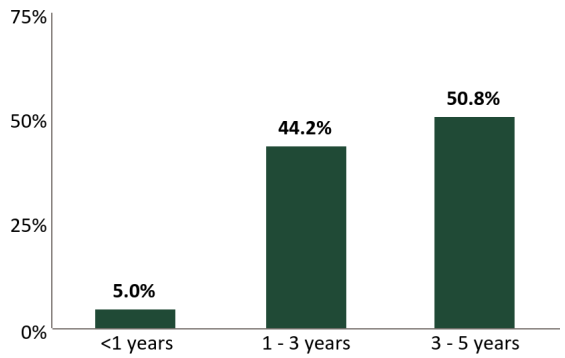

Credit Quality

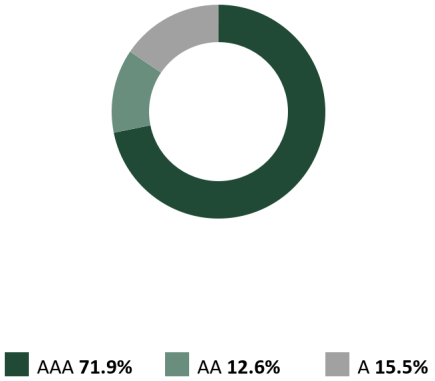

*See Footnote

Performance Review

Total Rate of Return	1M	3M	YTD	1YR	2YRS	3YRS	5YRS	10YRS	Since Inception (12/01/22)
City of Stanton	0.44%	0.24%	0.24%	3.34%	--	--	--	--	3.90%
Benchmark Return*	0.36%	(0.01%)	(0.01%)	2.45%	--	--	--	--	3.26%

*Periods over 1 year are annualized.
Benchmark: ICE BofA 1-5 Year Unsubordinated US Treasury & Agency Index Secondary Benchmark:
The credit quality is a weighted average calculation of the highest of S&P, Moody's' and Fitch

RECONCILIATION SUMMARY

City of Stanton | Account #10991 | As of March 31, 2024

Maturities / Calls

Month to Date	**0.00**
Fiscal Year to Date	**(700,000.00)**

Principal Paydowns

Month to Date	**(19,999.85)**
Fiscal Year to Date	**(801,509.19)**

Purchases

Month to Date	**1,536,506.06**
Fiscal Year to Date	**13,021,810.24**

Sales

Month to Date	**(1,427,798.50)**
Fiscal Year to Date	**(10,900,741.80)**

Interest Received

Month to Date	**92,130.40**
Fiscal Year to Date	**635,227.12**

Purchased / Sold Interest

Month to Date	**(1,042.19)**
Fiscal Year to Date	**6,157.21**

Accrual Activity Summary

	Month to Date	Fiscal Year to Date (07/01/2023)
Beginning Book Value	25,996,895.32	25,439,791.50
Maturities/Calls	0.00	(700,000.00)
Principal Paydowns	(19,999.85)	(801,509.19)
Purchases	1,536,506.06	13,021,810.24
Sales	(1,427,798.50)	(10,900,741.80)
Change in Cash, Payables, Receivables	44,288.01	43,662.73
Amortization/Accretion	0.00	0.00
Realized Gain (Loss)	130.45	27,008.01
Ending Book Value	26,130,021.49	26,130,021.49

Fair Market Activity Summary

	Month to Date	Fiscal Year to Date (07/01/2023)
Beginning Market Value	25,961,568.74	25,168,129.35
Maturities/Calls	0.00	(700,000.00)
Principal Paydowns	(19,999.85)	(801,509.19)
Purchases	1,536,506.06	13,021,810.24
Sales	(1,427,798.50)	(10,900,741.80)
Change in Cash, Payables, Receivables	44,288.01	43,662.73
Amortization/Accretion	0.00	0.00
Change in Net Unrealized Gain (Loss)	36,454.16	272,789.74
Realized Gain (Loss)	130.45	27,008.01
Ending Market Value	26,131,149.08	26,131,149.08

HOLDINGS REPORT

CHANDLER ASSET MANAGEMENT

City of Stanton | Account #10991 | As of March 31, 2024

Cusip	Security Description	Par Value/ Units	Purchase Date Purchase Yield	Cost Value Book Value	Mkt Price Mkt YTM	Market Value Accrued Int.	% of Port. Gain/Loss	Moody's/ S&P Fitch	Maturity Duration
ABS									
02582JJT8	AMXCA 2022-2 A 05/17/2027	350,000.00	09/13/2022 4.14%	343,382.81 343,382.81	97.93 5.33%	342,769.28 527.33	1.31% (613.53)	NA/AAA AAA	1.12 1.60
43815PAC3	HAROT 2022-2 A3 3.73 07/20/2026	350,000.00	09/21/2022 4.08%	345,625.00 345,625.00	98.60 5.23%	345,104.55 471.43	1.32% (520.45)	NA/AAA AAA	2.30 1.02
89238FAD5	TAOT 2022-B A3 2.93 09/15/2026	303,469.05	09/13/2022 3.53%	296,712.12 296,712.12	98.34 4.95%	298,417.90 395.18	1.14% 1,705.78	Aaa/AAA NA	2.46 0.95
05522RDD7	BACCT 2021-1 A 0.44 09/15/2026	400,000.00	09/22/2022 2.00%	376,187.50 376,187.50	99.79 17.26%	399,173.76 78.22	1.53% 22,986.26	NA/AAA AAA	2.46 0.04
47800BAC2	JDOT 2022-C A3 5.09 06/15/2027	95,000.00	10/12/2022 5.09%	94,992.63 94,992.63	99.65 5.44%	94,664.95 214.91	0.36% (327.68)	Aaa/NA AAA	3.21 1.33
47787CAC7	JDOT 2023-C A3 5.48 05/15/2028	300,000.00	12/05/2023 5.15%	303,117.19 303,117.19	100.71 5.29%	302,144.28 730.67	1.16% (972.91)	Aaa/NA AAA	4.12 2.29
161571HT4	CHAIT 2023-1 A 5.16 09/15/2028	280,000.00	09/07/2023 5.17%	279,922.38 279,922.38	100.51 5.00%	281,427.13 642.13	1.08% 1,504.75	NR/AAA AAA	4.46 2.26
448973AD9	HART 2024-A A3 4.99 02/15/2029	85,000.00	03/11/2024 5.00%	84,981.26 84,981.26	99.99 5.05%	84,994.77 129.60	0.33% 13.51	NA/AAA AAA	4.88 2.23
Total ABS		**2,163,469.05**	**4.00%**	**2,124,920.89** **2,124,920.89**	**99.33** **7.42%**	**2,148,696.63** **3,189.48**	**8.22%** **23,775.74**	**Aaa/AAA** **AAA**	**2.85** **1.32**
AGENCY									
3133ENP79	FEDERAL FARM CREDIT BANKS FUNDING CORP 4.25 09/26/2024	650,000.00	09/22/2022 4.25%	649,948.00 649,948.00	99.53 5.46%	646,938.20 383.68	2.48% (3,009.80)	Aaa/AA+ AA+	0.49 0.48
3133ENP95	FEDERAL FARM CREDIT BANKS FUNDING CORP 4.25 09/30/2025	650,000.00	09/23/2022 4.31%	648,875.50 648,875.50	99.12 4.85%	644,282.42 76.74	2.47% (4,593.08)	Aaa/AA+ AA+	1.50 1.41
3135G0Q22	FEDERAL NATIONAL MORTGAGE ASSOCIATION 1.875 09/24/2026	650,000.00	09/14/2022 3.73%	605,208.50 605,208.50	93.75 4.64%	609,343.30 236.98	2.33% 4,134.80	Aaa/AA+ AA+	2.48 2.38
3130ATS57	FEDERAL HOME LOAN BANKS 4.5 03/10/2028	500,000.00	03/22/2023 4.04%	510,315.00 510,315.00	100.43 4.37%	502,138.54 1,312.50	1.92% (8,176.46)	Aaa/AA+ AA+	3.94 3.58
3133EPGW9	FEDERAL FARM CREDIT BANKS FUNDING CORP 3.875 04/25/2028	250,000.00	04/24/2023 3.76%	251,255.00 251,255.00	98.21 4.43%	245,531.77 4,197.92	0.94% (5,723.23)	Aaa/AA+ AA+	4.07 3.66
3130AWTR1	FEDERAL HOME LOAN BANKS 4.375 09/08/2028	300,000.00	09/13/2023 4.48%	298,555.11 298,555.11	100.42 4.36%	301,248.02 838.54	1.15% 2,692.90	Aaa/AA+ AA+	4.44 3.99
3133EPWK7	FEDERAL FARM CREDIT BANKS FUNDING CORP 4.5 09/22/2028	500,000.00	09/25/2023 4.67%	496,185.00 496,185.00	100.80 4.41%	503,990.74 562.50	1.93% 7,805.74	Aaa/AA+ AA+	4.48 4.02

HOLDINGS REPORT

CHANDLER ASSET MANAGEMENT

City of Stanton | Account #10991 | As of March 31, 2024

Cusip	Security Description	Par Value/ Units	Purchase Date Purchase Yield	Cost Value Book Value	Mkt Price Mkt YTM	Market Value Accrued Int.	% of Port. Gain/Loss	Moody's/ S&P Fitch	Maturity Duration
3130AXQK7	FEDERAL HOME LOAN BANKS 4.75 12/08/2028	650,000.00	12/07/2023 4.18%	666,646.50 666,646.50	101.86 4.32%	662,093.09 12,693.06	2.53% (4,553.41)	Aaa/AA+ AA+	4.69 4.10
Total Agency		**4,150,000.00**	**4.19%**	**4,126,988.61** **4,126,988.61**	**99.24** **4.66%**	**4,115,566.08** **20,301.91**	**15.75%** **(11,422.53)**	**Aaa/AA+** **AA+**	**3.03** **2.75**
AGENCY CMBS									
3137BN6G4	FHMS K-053 A2 2.995 12/25/2025	350,000.00	09/16/2022 4.05%	338,064.45 338,064.45	96.83 5.16%	338,921.42 873.54	1.30% 856.96	Aaa/AA+ AAA	1.74 1.51
3137BTUM1	FHMS K-061 A2 3.347 11/25/2026	347,419.90	09/22/2022 4.23%	334,948.08 334,948.08	96.22 5.03%	334,273.67 969.01	1.28% (674.40)	Aaa/AA+ AAA	2.65 2.34
3137BVZ82	FHMS K-063 A2 3.43 01/25/2027	350,000.00	09/13/2022 3.91%	342,412.11 342,412.11	96.65 4.87%	338,280.92 1,000.42	1.29% (4,131.20)	Aaa/AA+ AAA	2.82 2.50
3137F2LJ3	FHMS K-066 A2 3.117 06/25/2027	350,000.00	09/13/2022 3.88%	337,640.63 337,640.63	95.51 4.82%	334,270.23 909.12	1.28% (3,370.40)	Aaa/AA+ AAA	3.24 2.88
3137FAWS3	FHMS K-067 A2 3.194 07/25/2027	310,000.00	09/22/2022 4.19%	295,856.25 295,856.25	95.51 4.80%	296,075.26 825.12	1.13% 219.02	Aaa/AA+ AA+	3.32 3.03
3137FBU79	FHMS K-069 A2 3.187 09/25/2027	500,000.00	05/18/2023 4.13%	480,292.97 480,292.97	95.40 4.81%	476,984.80 1,327.92	1.83% (3,308.17)	Aaa/AAA AA+	3.49 3.11
3137FG6X8	FHMS K-077 A2 3.85 05/25/2028	510,000.00	05/24/2023 4.20%	500,636.72 500,636.72	97.01 4.79%	494,737.89 1,636.25	1.89% (5,898.83)	Aaa/AA+ AAA	4.15 3.67
Total Agency CMBS		**2,717,419.90**	**4.09%**	**2,629,851.21** **2,629,851.21**	**96.18** **4.89%**	**2,613,544.19** **7,541.38**	**10.00%** **(16,307.01)**	**Aaa/AA+** **AAA**	**3.14** **2.79**
CASH									
CCYUSD	Receivable	44,584.57	-- 0.00%	44,584.57 44,584.57	1.00 0.00%	44,584.57 0.00	0.17% 0.00	Aaa/AAA AAA	0.00 0.00
Total Cash		**44,584.57**	**0.00%**	**44,584.57** **44,584.57**	**1.00** **0.00%**	**44,584.57** **0.00**	**0.17%** **0.00**	**Aaa/AAA** **AAA**	**0.00** **0.00**
CORPORATE									
12572QAG0	CME GROUP INC 3.0 03/15/2025	250,000.00	09/16/2022 4.26%	242,670.00 242,670.00	97.96 5.28%	244,894.84 333.33	0.94% 2,224.84	Aa3/AA- AA-	0.96 0.93
808513BB0	CHARLES SCHWAB CORP 4.2 03/24/2025	250,000.00	09/16/2022 4.37%	249,015.00 249,015.00	98.82 5.37%	247,052.80 204.17	0.95% (1,962.20)	A2/A- A	0.98 0.95
78016EZ59	ROYAL BANK OF CANADA 3.375 04/14/2025	200,000.00	09/16/2022 4.49%	194,656.00 194,656.00	98.04 5.44%	196,078.23 3,131.25	0.75% 1,422.23	A1/A AA-	1.04 0.99

HOLDINGS REPORT

CHANDLER ASSET MANAGEMENT

City of Stanton | Account #10991 | As of March 31, 2024

Cusip	Security Description	Par Value/ Units	Purchase Date Purchase Yield	Cost Value Book Value	Mkt Price Mkt YTM	Market Value Accrued Int.	% of Port. Gain/Loss	Moody's/ S&P Fitch	Maturity Duration
756109AV6	REALTY INCOME CORP 3.875 04/15/2025	250,000.00	09/13/2022 4.47%	246,425.00 246,425.00	98.46 5.69%	246,150.66 4,467.01	0.94% (274.34)	A3/A- WR	1.04 0.99
14913R2V8	CATERPILLAR FINANCIAL SERVICES CORP 3.4 05/13/2025	125,000.00	09/21/2022 4.39%	121,940.00 121,940.00	98.08 5.32%	122,598.52 1,629.17	0.47% 658.52	A2/A A+	1.12 1.07
06368D3S1	BANK OF MONTREAL 3.7 06/07/2025	350,000.00	09/13/2022 4.50%	342,912.50 342,912.50	98.11 5.47%	343,390.39 4,100.83	1.31% 477.89	A2/A- AA-	1.19 1.13
63743HFE7	NATIONAL RURAL UTILITIES COOPERATIVE FINANCE CORP 3.45 06/15/2025	250,000.00	09/19/2022 4.42%	243,805.00 243,805.00	97.87 5.46%	244,679.74 2,539.58	0.94% 874.74	A2/A- A	1.21 1.15
91324PCP5	UNITEDHEALTH GROUP INC 3.75 07/15/2025	125,000.00	09/21/2022 4.36%	122,981.25 122,981.25	98.33 5.05%	122,915.01 989.58	0.47% (66.24)	A2/A+ A	1.29 1.24
89236TKF1	TOYOTA MOTOR CREDIT CORP 3.65 08/18/2025	350,000.00	09/13/2022 4.23%	344,498.00 344,498.00	98.12 5.12%	343,404.64 1,525.90	1.31% (1,093.36)	A1/A+ A+	1.38 1.33
24422EWJ4	JOHN DEERE CAPITAL CORP 4.05 09/08/2025	125,000.00	09/21/2022 4.36%	123,933.75 123,933.75	98.60 5.06%	123,252.84 323.44	0.47% (680.91)	A1/A A+	1.44 1.38
713448FQ6	PEPSICO INC 4.55 02/13/2026	65,000.00	02/13/2023 4.57%	64,962.30 64,962.30	99.51 4.93%	64,679.67 394.33	0.25% (282.63)	A1/A+ NA	1.87 1.76
46647PCZ7	JPMORGAN CHASE & CO 4.08 04/26/2026	200,000.00	09/13/2022 4.57%	195,980.00 195,980.00	98.47 6.12%	196,935.71 3,513.33	0.75% 955.71	A1/A- AA-	2.07 1.02
61747YET8	MORGAN STANLEY 4.679 07/17/2026	200,000.00	09/13/2022 4.61%	199,302.00 199,302.00	98.92 6.15%	197,845.04 1,923.59	0.76% (1,456.96)	A1/A- A+	2.30 1.23
06051GLA5	BANK OF AMERICA CORP 4.827 07/22/2026	200,000.00	09/13/2022 4.73%	199,336.00 199,336.00	99.10 6.13%	198,200.45 1,850.35	0.76% (1,135.55)	A1/A- AA-	2.31 1.24
06406RBJ5	BANK OF NEW YORK MELLON CORP 4.414 07/24/2026	350,000.00	-- 4.35%	348,501.00 348,501.00	98.79 5.96%	345,752.70 2,875.23	1.32% (2,748.30)	A1/A AA-	2.31 1.25
74340XBK6	PROLOGIS LP 3.25 10/01/2026	250,000.00	09/14/2022 4.30%	240,397.50 240,397.50	95.66 5.22%	239,150.40 4,062.50	0.92% (1,247.10)	A3/A WR	2.50 2.32
26442CAS3	DUKE ENERGY CAROLINAS LLC 2.95 12/01/2026	250,000.00	09/16/2022 4.31%	237,035.00 237,035.00	95.32 4.86%	238,299.88 2,458.33	0.91% 1,264.88	Aa3/A WR	2.67 2.50
857477CL5	STATE STREET CORP 4.993 03/18/2027	300,000.00	03/13/2024 4.99%	300,000.00 300,000.00	100.19 4.99%	300,581.12 540.91	1.15% 581.12	NA/A AA-	2.96 2.72
46647PCB0	JPMORGAN CHASE & CO 1.578 04/22/2027	250,000.00	09/15/2022 4.95%	221,377.50 221,377.50	92.71 5.71%	231,778.70 1,742.38	0.89% 10,401.20	A1/A- AA-	3.06 1.97
91324PEG3	UNITEDHEALTH GROUP INC 3.7 05/15/2027	250,000.00	09/13/2022 4.21%	244,607.50 244,607.50	96.96 4.74%	242,401.38 3,494.44	0.93% (2,206.12)	A2/A+ A	3.12 2.87

HOLDINGS REPORT

CHANDLER ASSET MANAGEMENT

City of Stanton | Account #10991 | As of March 31, 2024

Cusip	Security Description	Par Value/ Units	Purchase Date Purchase Yield	Cost Value Book Value	Mkt Price Mkt YTM	Market Value Accrued Int.	% of Port. Gain/Loss	Moody's/ S&P Fitch	Maturity Duration
89115A2C5	TORONTO-DOMINION BANK 4.108 06/08/2027	200,000.00	09/13/2022 4.73%	194,794.00 194,794.00	97.34 5.07%	194,681.35 2,578.91	0.75% (112.65)	A1/A NA	3.19 2.91
61747YEC5	MORGAN STANLEY 1.512 07/20/2027	250,000.00	09/15/2022 4.69%	219,305.00 219,305.00	91.78 5.66%	229,450.49 745.50	0.88% 10,145.49	A1/A- A+	3.30 2.21
06051GJS9	BANK OF AMERICA CORP 1.734 07/22/2027	250,000.00	09/15/2022 4.86%	219,722.50 219,722.50	92.19 5.77%	230,487.41 830.88	0.88% 10,764.91	A1/A- AA-	3.31 2.21
78016FZS6	ROYAL BANK OF CANADA 4.24 08/03/2027	200,000.00	09/13/2022 4.73%	195,794.00 195,794.00	97.72 5.07%	195,440.27 1,366.22	0.75% (353.73)	A1/A AA-	3.34 3.05
14913R3A3	CATERPILLAR FINANCIAL SERVICES CORP 3.6 08/12/2027	250,000.00	09/13/2022 4.27%	242,635.00 242,635.00	96.37 4.79%	240,929.82 1,225.00	0.92% (1,705.18)	A2/A A+	3.37 3.11
023135BC9	AMAZON.COM INC 3.15 08/22/2027	250,000.00	09/14/2022 4.17%	238,730.00 238,730.00	95.31 4.74%	238,272.34 853.12	0.91% (457.66)	A1/AA AA-	3.39 3.16
24422EWK1	JOHN DEERE CAPITAL CORP 4.15 09/15/2027	250,000.00	09/13/2022 4.29%	248,480.00 248,480.00	98.22 4.76%	245,541.28 461.11	0.94% (2,938.72)	A1/A A+	3.46 3.18
74456QBU9	PUBLIC SERVICE ELECTRIC AND GAS CO 3.7 05/01/2028	300,000.00	09/06/2023 5.10%	282,837.00 282,837.00	96.02 4.93%	288,057.23 4,625.00	1.10% 5,220.23	A1/A WR	4.08 3.68
58933YBH7	MERCK & CO INC 4.05 05/17/2028	300,000.00	-- 4.08%	299,617.50 299,617.50	98.30 4.59%	294,903.80 4,522.50	1.13% (4,713.70)	A1/A+ NA	4.13 3.70
89115A2U5	TORONTO-DOMINION BANK 5.523 07/17/2028	200,000.00	12/18/2023 4.89%	205,150.00 205,150.00	102.13 4.95%	204,254.98 2,270.57	0.78% (895.02)	A1/A AA-	4.30 3.76
69371RS80	PACCAR FINANCIAL CORP 4.6 01/31/2029	365,000.00	01/24/2024 4.64%	364,405.05 364,405.05	99.33 4.77%	362,566.49 2,844.97	1.39% (1,838.56)	A1/A+ NA	4.84 4.26
17275RBR2	CISCO SYSTEMS INC 4.85 02/26/2029	140,000.00	02/21/2024 4.86%	139,951.00 139,951.00	100.74 4.81%	141,033.40 660.14	0.54% 1,082.40	A1/AA- NA	4.91 4.30
Total Corporate		**7,545,000.00**	**4.51%**	**7,335,756.35** **7,335,756.35**	**97.54** **5.25%**	**7,355,661.58** **65,083.59**	**28.15%** **19,905.23**	**A1/A** **A+**	**2.64** **2.23**
MONEY MARKET FUND									
31846V203	FIRST AMER:GVT OBLG Y	130,996.89	-- 4.94%	130,996.89 130,996.89	1.00 4.94%	130,996.89 0.00	0.50% 0.00	Aaa/ AAAm AAA	0.00 0.00
Total Money Market Fund		**130,996.89**	**4.94%**	**130,996.89** **130,996.89**	**1.00** **4.94%**	**130,996.89** **0.00**	**0.50%** **0.00**	**Aaa/** **AAAm** **AAA**	**0.00** **0.00**

HOLDINGS REPORT

CHANDLER ASSET MANAGEMENT

City of Stanton | Account #10991 | As of March 31, 2024

Cusip	Security Description	Par Value/ Units	Purchase Date Purchase Yield	Cost Value Book Value	Mkt Price Mkt YTM	Market Value Accrued Int.	% of Port. Gain/Loss	Moody's/ S&P Fitch	Maturity Duration
SUPRANATIONAL									
459058KT9	INTERNATIONAL BANK FOR RECONSTRUCTION AND DEVELOPM 3.5 07/12/2028	225,000.00	08/17/2023 4.55%	214,688.25 214,688.25	96.64 4.46%	217,431.50 1,728.12	0.83% 2,743.25	Aaa/AAA NA	4.28 3.89
45950KDD9	INTERNATIONAL FINANCE CORP 4.5 07/13/2028	230,000.00	07/06/2023 4.53%	229,744.70 229,744.70	100.54 4.42%	231,238.90 2,242.50	0.88% 1,494.20	Aaa/AAA NA	4.28 3.83
4581X0EN4	INTER-AMERICAN DEVELOPMENT BANK 4.125 02/15/2029	400,000.00	03/14/2024 4.39%	395,324.00 395,324.00	99.04 4.41%	396,161.16 2,795.83	1.52% 837.16	Aaa/AAA NA	4.88 4.34
Total Supranational		**855,000.00**	**4.47%**	**839,756.95 839,756.95**	**98.83 4.43%**	**844,831.55 6,766.46**	**3.23% 5,074.60**	**Aaa/AAA NA**	**4.56 4.08**
US TREASURY									
91282CEU1	UNITED STATES TREASURY 2.875 06/15/2025	650,000.00	09/15/2022 3.89%	632,962.89 632,962.89	97.58 5.04%	634,257.81 5,514.34	2.43% 1,294.92	Aaa/AA+ AA+	1.21 1.16
91282CFE6	UNITED STATES TREASURY 3.125 08/15/2025	650,000.00	09/13/2022 3.75%	638,802.74 638,802.74	97.72 4.94%	635,197.26 2,566.96	2.43% (3,605.48)	Aaa/AA+ AA+	1.38 1.33
91282CFK2	UNITED STATES TREASURY 3.5 09/15/2025	650,000.00	09/19/2022 3.90%	642,712.89 642,712.89	98.13 4.91%	637,863.28 1,050.95	2.44% (4,849.61)	Aaa/AA+ AA+	1.46 1.40
9128286L9	UNITED STATES TREASURY 2.25 03/31/2026	650,000.00	09/14/2022 3.75%	617,880.86 617,880.86	95.50 4.74%	620,724.61 39.96	2.38% 2,843.75	Aaa/AA+ AA+	2.00 1.90
9128287B0	UNITED STATES TREASURY 1.875 06/30/2026	650,000.00	09/15/2022 3.78%	606,632.81 606,632.81	94.36 4.65%	613,310.55 3,080.36	2.35% 6,677.74	Aaa/AA+ AA+	2.25 2.16
9128282A7	UNITED STATES TREASURY 1.5 08/15/2026	650,000.00	09/13/2022 3.72%	597,923.83 597,923.83	93.20 4.67%	605,769.53 1,232.14	2.32% 7,845.70	Aaa/AA+ AA+	2.38 2.29
91282CEF4	UNITED STATES TREASURY 2.5 03/31/2027	650,000.00	09/14/2022 3.66%	618,591.80 618,591.80	94.68 4.49%	615,417.97 44.40	2.36% (3,173.83)	Aaa/AA+ AA+	3.00 2.81
91282CFH9	UNITED STATES TREASURY 3.125 08/31/2027	650,000.00	09/13/2022 3.57%	636,822.26 636,822.26	96.06 4.44%	624,406.25 1,766.30	2.39% (12,416.01)	Aaa/AA+ AA+	3.42 3.19
91282CGC9	UNITED STATES TREASURY 3.875 12/31/2027	350,000.00	01/24/2023 3.59%	354,470.70 354,470.70	98.39 4.34%	344,353.52 3,427.88	1.32% (10,117.18)	Aaa/AA+ AA+	3.75 3.42
91282CGH8	UNITED STATES TREASURY 3.5 01/31/2028	500,000.00	02/22/2023 4.12%	486,269.53 486,269.53	97.07 4.39%	485,371.10 2,932.69	1.86% (898.44)	Aaa/AA+ AA+	3.84 3.53
91282CGT2	UNITED STATES TREASURY 3.625 03/31/2028	350,000.00	04/24/2023 3.61%	350,259.77 350,259.77	97.48 4.37%	341,195.31 34.67	1.31% (9,064.46)	Aaa/AA+ AA+	4.00 3.61
91282CHE4	UNITED STATES TREASURY 3.625 05/31/2028	500,000.00	06/22/2023 4.02%	491,308.59 491,308.59	97.46 4.35%	487,324.22 6,091.19	1.86% (3,984.37)	Aaa/AA+ AA+	4.17 3.78

HOLDINGS REPORT

CHANDLER ASSET MANAGEMENT

City of Stanton | Account #10991 | As of March 31, 2024

Cusip	Security Description	Par Value/ Units	Purchase Date Purchase Yield	Cost Value Book Value	Mkt Price Mkt YTM	Market Value Accrued Int.	% of Port. Gain/Loss	Moody's/ S&P Fitch	Maturity Duration
91282CHK0	UNITED STATES TREASURY 4.0 06/30/2028	500,000.00	09/20/2023 4.51%	489,179.69 489,179.69	98.89 4.34%	494,453.12 5,054.95	1.89% 5,273.44	Aaa/AA+ AA+	4.25 3.83
91282CHQ7	UNITED STATES TREASURY 4.125 07/31/2028	350,000.00	08/24/2023 4.39%	345,953.13 345,953.13	99.38 4.33%	347,812.50 2,419.47	1.33% 1,859.37	Aaa/AA+ AA+	4.33 3.91
91282CJA0	UNITED STATES TREASURY 4.625 09/30/2028	350,000.00	10/18/2023 4.89%	345,912.11 345,912.11	101.44 4.32%	355,044.92 44.23	1.36% 9,132.81	Aaa/AA+ AA+	4.50 3.95
91282CJR3	UNITED STATES TREASURY 3.75 12/31/2028	400,000.00	01/22/2024 4.00%	395,468.75 395,468.75	97.87 4.31%	391,468.75 3,791.21	1.50% (4,000.00)	Aaa/AA+ AA+	4.75 4.26
91282CJW2	UNITED STATES TREASURY 4.0 01/31/2029	650,000.00	02/12/2024 4.14%	646,013.67 646,013.67	98.97 4.29%	643,296.88 4,357.14	2.46% (2,716.80)	Aaa/AA+ AA+	4.84 4.33
Total US Treasury		**9,150,000.00**	**3.93%**	**8,897,166.02 8,897,166.02**	**97.06 4.56%**	**8,877,267.58 43,448.85**	**33.97% (19,898.44)**	**Aaa/AA+ AA+**	**3.08 2.83**
Total Portfolio		**26,756,470.42**	**4.17%**	**26,130,021.49 26,130,021.49**	**97.05 5.03%**	**26,131,149.08 146,331.67**	**100.00% 1,127.59**	**Aa2/AA- AA**	**2.96 2.54**
Total Market Value + Accrued						**26,277,480.75**			

CITY OF STANTON

REPORT TO THE SUCCESSOR AGENCY TO THE STANTON REDEVELOPMENT AGENCY

TO: Honorable Chairman and Members of the Successor Agency

DATE: May 14, 2024

SUBJECT: MARCH 2024 INVESTMENT REPORT (SUCCESSOR AGENCY)

REPORT IN BRIEF:

The Investment Report as of March 31, 2024, has been prepared in accordance with the City's Investment Policy and California Government Code Section 53646.

RECOMMENDED ACTIONS:

1. Successor Agency find that this item is not subject to California Environmental Quality Act ("CEQA") pursuant to Sections 15378(b)(5) (Organizational or administrative activities of governments that will not result in direct or indirect physical changes in the environment); and

2. Receive and file the Investment Report for the month of March 2024.

BACKGROUND:

The attached report summarizes the Successor Agency's investment and deposit balances as of March 2024. During the month of March, the Successor Agency's total cash and investments increased by approximately $9, due to interest earned on its accounts with U.S. Bank. The Successor Agency's cash and investment balances by fund are presented in Attachment A. The Successor Agency's investments and deposits by financial institution are included as Attachment B.

ANALYSIS:

The Successor Agency's share of the City's investment in the State Treasurer's Local Agency Investment Fund (LAIF) continues to be available on demand. The effective yield on LAIF for the month of March 2024 was 4.23%.

The Successor Agency's investments are shown on Attachment B and have a weighted investment yield of 4.23%, which is equal to the benchmark LAIF return of 4.23%, as the entire portfolio (excluding funds held with the bond fiscal agents) represents the Successor Agency's portion of the City's pooled cash and investments. With a completely

liquid portfolio, the weighted average maturity of the Successor Agency's investments on March 31, 2024, was 1 day. LAIF's average maturity on March 31, 2024, was approximately 226 days.

FISCAL IMPACT:

All deposits and investments have been made in accordance with the City's Fiscal Year 2023/24 Investment Policy.

The portfolio will allow the Successor Agency to meet its expenditure requirements for the next six months.

ENVIRONMENTAL IMPACT:

None.

LEGAL REVIEW:

None.

PUBLIC NOTIFICATION:

Through the agenda posting process.

Prepared by: Michelle Bannigan, Finance Director
Approved by: Hannah Shin-Heydorn, City Manager

Attachments:

A. Cash and Investment Balances by Fund
B. Investments and Deposits

ATTACHMENT A

Click here to return to the agenda.

SUCCESSOR AGENCY TO THE STANTON REDEVELOPMENT AGENCY
CASH AND INVESTMENTS REPORT
MONTH ENDED MARCH 31, 2024

Fund/ Account No.	Fund/Account Name	Beginning Balance	Increases	Decreases	Ending Balance
	CASH-POOLED				
712-111101	Redevelopment Obligation Retirement Fund	$ 2,891,524.13	$ -	$ -	$ 2,891,524.13
	Total Cash-Pooled [1]	$ 2,891,524.13	$ -	$ -	$ 2,891,524.13
	CASH-RESTRICTED (with Fiscal Agent)				
712-111423	2016 Tax Allocation Bonds, Series A and B	$ 712,826.95	$ 2.83	$ -	$ 712,829.78
712-111425	2016 Tax Allocation Bonds, Series C and D	1,235,965.89	4.91	-	1,235,970.80
712-111426	2020 Tax Allocation Refunding Bonds, Series A	415,401.14	1.65	-	415,402.79
	Total Cash-Restricted (with Fiscal Agent)	$ 2,364,193.98	$ 9.39	$ -	$ 2,364,203.37
	TOTAL CASH AND INVESTMENTS	$ 5,255,718.11	$ 9.39	$ -	$ 5,255,727.50

Note:
[1] - Includes the Successor Agency's share of the City's BMO Harris Bank checking account and Local Agency Investment Fund (LAIF).

Click here to return to the agenda.

SUCCESSOR AGENCY TO THE STANTON REDEVELOPMENT AGENCY
INVESTMENTS AND DEPOSITS
MONTH ENDED MARCH 31, 2024

Investment Type	Institution	Issuer/ Broker		Date of Maturity	Interest Rate			Cost	Market Value	MV Source
LAIF and BMO General Acct	State of California/ BMO	State of California		On Demand	4.23%	N/A		$ 2,891,524	$ 2,891,524	LAIF
Total Cash Investments and Deposits				1	4.23%			**$ 2,891,524**	**$ 2,891,524**	
				Weighted Average Maturity (days)	Weighted Average Yield					

Bond Funds Held by Trustees:

Investment Type	Institution	Issuer/ Broker	CUSIP Number	Date of Maturity		Interest Rate	Par Value	Cost	Market Value	MV Source
2016 Series A and B										
Debt Service:										
Cash Equivalents	US Bank Money Market	US Bank	9AMMF05B2	On Demand		0.02%	$ 712,829	$ 712,829	$ 712,829	US Bank
Principal:										
Cash Equivalent	US Bank Money Market	US Bank	9AMMF05B2	On Demand		0.02%	1	1	1	US Bank
Total 2016 Series A and B								$ 712,830	$ 712,830	

Investment Type	Institution	Issuer/ Broker	CUSIP Number	Date of Maturity		Interest Rate	Par Value	Cost	Market Value	MV Source
2016 Series C and D										
Debt Service:										
Cash Equivalent	US Bank Money Market	US Bank	9AMMF05B2	On Demand		0.02%	$ 1,235,970	$ 1,235,970	$ 1,235,970	US Bank
Principal:										
Cash Equivalent	US Bank Money Market	US Bank	9AMMF05B2	On Demand		0.02%	1	1	1	US Bank
Total 2016 Series C and D								$ 1,235,971	$ 1,235,971	

Investment Type	Institution	Issuer/ Broker	CUSIP Number	Date of Maturity		Interest Rate	Par Value	Cost	Market Value	MV Source
2020 Tax Allocation Refunding Bonds										
Special Fund:										
Cash Equivalent	US Bank Money Market	US Bank	9AMMF05B2	On Demand		0.02%	$ 415,402	$ 415,402	$ 415,402	US Bank
Total 2020 Tax Allocation Bonds (Tax-Exempt)								$ 415,402	$ 415,402	
Total Bond Fund Investments and Deposits (3)								**$ 2,364,203**	**$ 2,364,203**	
TOTAL - ALL CASH AND INVESTMENTS								**$5,255,727**	**$5,255,727**	

Notes:
(1) - There have been no exceptions to the Investment Policy.
(2) - The Successor Agency is able to meet its expenditure requirements for the next six months.
(3) - Restricted Bond Funds are held by the fiscal agent.

CITY OF STANTON

REPORT TO THE CITY COUNCIL

TO: Honorable Mayor and Members of the City Council

DATE: May 14, 2024

SUBJECT: **MARCH 2024 GENERAL FUND REVENUE AND EXPENDITURE REPORT; HOUSING AUTHORITY REVENUE AND EXPENDITURE REPORT; STATUS OF CAPITAL IMPROVEMENT PROGRAM**

REPORT IN BRIEF:

The Revenue and Expenditure Report for the month ended March 31, 2024, has been provided to the City Manager in accordance with Stanton Municipal Code Section 2.20.080 (D) and is being provided to City Council. This report includes information for both the City's General Fund and the Housing Authority Fund.

RECOMMENDED ACTIONS:

1. City Council find that this item is not subject to California Environmental Quality Act ("CEQA") pursuant to Sections 15378(b)(5) (Organizational or administrative activities of governments that will not result in direct or indirect physical changes in the environment); and

2. Receive and file the General Fund and Housing Authority Fund March 2024 Revenue and Expenditure Reports and Status of Capital Improvement Projects for the month ended March 31, 2024.

ANALYSIS:

General Fund Revenue and Expenditure Reports

Attachments A and B summarize the General Fund's revenue and expenditure activity through March 31, 2024. The reports include information for the month of March, on a year-to-date basis through March, the current fiscal year's budgeted balance and the year-to-date as a percentage of the budget. In addition, for comparison purposes, the year-to-date amount, final amount, and a percentage of final for the previous fiscal year (through March) is included as well.

As of March 31, total General Fund revenues received to date were approximately $20.7 million, which is 63% of the Fiscal Year 2023/24 budgeted amount and is approximately $2.9 million (16%) higher than the revenues recognized for the same period last year (Attachment A, page 2). Significant fluctuations from the previous fiscal year include:

- $516,912 is attributed to the positive increase of, to reflect the change in fair value of the City's investment portfolio, *a non-cash transaction,* due to the volatility in the investment market;

- $661,953 is due to the early loan repayment received from the Lighting and Landscape Maintenance Fund approved by the City Council with the Fiscal Year 2023/24 mid-year budget adjustments on March 27;

- $555,010 of cannabis tax revenue collected for the first time during the current fiscal year;

- $386,650 of revenues collected through March 2024, compared to $149,500 collected through March 2023, represent one-time, unbudgeted developer fees (beautification, neighborhood preservation, and public benefit fees) received for the VRV residential project;

- $325,988 of property tax revenue due to more redevelopment related property tax revenue and property tax in lieu of vehicle license fee revenue collected during the current fiscal year compared to last year;

- $390,940 in more interest income earned on the City's portfolio compared to the previous fiscal year; and

- $118,020 is attributed to more building permit revenue compared to the same period last year.

Total General Fund expenditures were approximately $22.1 million through March 31, which represents 66% of the Fiscal Year 2023/24 projected expenditures and is approximately $1.9 million (9%) higher than the expenditures incurred for the same period last year (Attachment B, page 2). The General Fund's Fiscal Year 2023/24 Amended Budget includes $3.5 million in special projects that were funded by the City's American Rescue Plan Act (ARPA) Fund in Fiscal Year 2022/23. The City spent approximately $1.1 million of these special project costs through March 31, 2024. Other significant fluctuations include:

- $212,764 in contracted building inspection and building plan check services due to the timing of when vendor invoices were processed during the previous fiscal year;

- $175,319 in contracted fire protection services costs due to 4.5% increase in Orange County Fire Authority contract costs from the prior fiscal year;

- $81,219 in increased allocated charges due to shifting of limited term staff positions from ARPA Fund to the General Fund; and,

- $75,500 in contracted information technology costs primarily due to the timing of when vendor invoices were procedure during the previous fiscal year; and,

- $53,121 in City Attorney costs due to additional costs related to labor, prosecution, and litigation issues during the current fiscal year.

Per Attachment C, the City's General Fund reserves and available fund balance ("discretionary fund balance") is estimated to be $35.8 million by June 30, 2024, as shown in the table below.

	Estimated Balance at 6/30/24
Set aside per Reserve Policy	$ 14,400,000
Committed Developer Contributions	2,192,446
Assigned Fund Balance	2,762,092
Unassigned Fund Balance	16,448,159
Total Discretionary Fund Balance	**$ 35,802,697**

Housing Authority Revenue and Expenditure Reports

Attachment D summarizes the Housing Authority Fund's revenue and expenditure activity through March 31, 2024. The report includes information on the activity during the month of March, information on a year-to-date basis through March, the current fiscal year's budgeted balance and the year-to-date as a percentage of the budget. In addition, for comparison purposes, the year-to-date amount, final amount, and a percentage of final for the previous fiscal year (through March) is included as well.

As of March 31, total Housing Authority Fund revenues received to date were $904,907, which is 98% of the Fiscal Year 2023/24 budgeted amount and is $184,718 (26%) more than the revenue collected through the same period last year due to the additional investment income earned from higher interest rates. Rental income from the Tina Pacific properties is down $28,636 (6%) from the previous fiscal year because the previous fiscal year's revenue included additional revenue collected for delinquent balances from the COVID-19 period and some residents have begun relocating from the property.

Total Housing Authority Fund expenditures were approximately $1.1 million through March 31, which is 20% of the Fiscal Year 2023/24 budget and $2.2 million (67%) lower than the expenditures incurred for the same period last year, primarily due to the $2.5 million payment for the Riveria Motel Project Homekey project that was made last year.

Per Attachment E, the City's Housing Authority Fund's available fund balance is expected to be $5.3 million by June 30, 2024.

Status of Capital Improvement Projects (CIP) (Attachment F)

The Fiscal Year 2023/24 CIP budget includes $7.0 million from the Fiscal Year 2023/24 Adopted Budget, $12.7 million in carryover funding from Fiscal Year 2022/23, and $50,009 in additional appropriations approved by City Council since July 1, 2023, for a total amended budget of $19.8 million as of March 31, 2024. As of March 31, capital project expenditures totaled $1.6 million (8% of the amended budget) with an additional $3.5 million (18% of the amended budget) under contract (encumbered) for work currently underway, for a total amount spent or encumbered to date of $5.1 million (26% of the amended budget) as of March 31, 2024.

FISCAL IMPACT:

None.

ENVIRONMENTAL IMPACT:

None.

LEGAL REVIEW:

None.

PUBLIC NOTIFICATION:

Through the normal agenda posting process.

STRATEGIC PLAN OBJECTIVE ADDRESSED:

Obj. No. 4: Ensure fiscal stability and efficiency in governance.

Prepared by: Michelle Bannigan, Finance Director
Approved by: Hannah Shin-Heydorn, City Manager

Attachments:

A. March 2024 General Fund Revenues
B. March 2024 General Fund Expenditures
C. General Fund Reserve Balances
D. March 2024 Housing Authority Revenue and Expenditures
E. Housing Authority Reserve Balance
F. Status of Capital Improvement Projects as of March 31, 2024

Click here to return to the agenda.

CITY OF STANTON
March 2024 General Fund Revenues (75% of year)

	FY 2023/24 Adopted Budget	FY 2023/24 Amended Budget	FY 2023/24 Activity During March	FY 2023/24 Year To Date Actual *	Percent of Budget	FY 2022/23 Actual*	% Change From Prior Year
TAXES							
Property Tax	$ 8,585,900	$ 8,695,550	$ 82,599	$ 4,637,103	53.33%	$ 4,311,115	7.56%
Sales and Use Tax	5,471,900	5,376,730	476,937	3,131,663	58.24%	3,155,556	-0.76%
Transactions and Use Tax	6,154,000	6,129,470	541,653	3,617,168	59.01%	3,549,429	1.91%
Transient Occupancy Tax	673,600	625,000	41,191	411,451	65.83%	450,923	-8.75%
Franchise Fees	1,157,000	1,341,470	92,090	533,135	39.74%	586,568	-9.11%
Business Licenses	158,000	158,000	9,153	151,012	95.58%	146,943	2.77%
Utility Users Tax	2,176,400	2,519,725	206,398	1,609,431	63.87%	1,633,661	-1.48%
Cannabis Tax	620,000	620,000	38,059	555,010	89.52%	-	100.00%
Tax Increment Pass-thru Payment	577,200	717,000	-	346,229	48.29%	307,496	12.60%
TAXES-TOTAL	**25,574,000**	**26,182,945**	**1,488,080**	**14,992,202**	**57.26%**	**14,141,691**	**6.01%**
INTERGOVERNMENTAL							
County WDA Shared Revenue	100,000	50,000	-	-	0.00%	-	0.00%
Mandated Cost Reimbursement	30,000	30,000	-	73	0.24%	-	100.00%
Motor Vehicle In Lieu	31,100	31,100	-	48,277	155.23%	40,258	19.92%
Public Safety Augmentation Tax	205,690	200,950	21,424	128,701	64.05%	142,728	-9.83%
Planning Grants	-	150,000	-	-	0.00%	-	0.00%
Federal Grants	-	-	-	-	0.00%	8,708	-100.00%
Other Grants	4,200	4,200	444	4,445	105.83%	3,570	24.51%
INTERGOVERNMENTAL-TOTAL	**370,990**	**466,250**	**21,868**	**181,496**	**38.93%**	**195,264**	**-7.05%**
CHARGES FOR SERVICES							
Charges for Services	108,230	108,230	5,728	88,172	81.47%	125,853	-29.94%
Information Technology Charges	36,490	36,490	3,041	27,367	75.00%	28,204	-2.97%
CHARGES FOR SERVICES-TOTAL	**144,720**	**144,720**	**8,769**	**115,539**	**79.84%**	**154,057**	**-25.00%**
FEES AND PERMITS							
Solid Waste Impact Fees	1,150,000	1,150,000	-	690,084	60.01%	749,365	-7.91%
Building Permits and Fees	1,015,000	1,015,000	31,700	743,125	73.21%	625,105	18.88%
Planning Permits and Fees	70,150	72,650	5,060	76,591	105.42%	60,891	25.78%
Engineering Permits and Fees	119,000	119,000	18,173	87,294	73.36%	103,438	-15.61%
Developer Fees	-	386,650	-	386,650	100.00%	149,500	158.63%
Recycling Fees	87,700	109,840	-	56,810	51.72%	38,870	46.15%
Other Permits and Fees	276,025	386,025	11,615	321,106	83.18%	207,556	54.71%

CITY OF STANTON
March 2024 General Fund Revenues (75% of year)

	FY 2023/24 Adopted Budget	FY 2023/24 Amended Budget	FY 2023/24 Activity During March	FY 2023/24 Year To Date Actual *	Percent of Budget	FY 2022/23 Actual*	% Change From Prior Year
Community Services Fees	74,000	74,000	7,681	62,051	83.85%	55,516	11.77%
FEES AND PERMITS -TOTAL	**2,791,875**	**3,313,165**	**74,229**	**2,423,711**	**73.15%**	**1,990,241**	**21.78%**
FINES AND FORFEITURES							
General Fines	6,700	6,710	310	1,410	21.01%	396	256.06%
Motor Vehicle Fines	85,000	87,745	3,060	31,885	36.34%	22,619	40.97%
Parking Citations	270,000	300,000	33,180	232,363	77.45%	140,897	64.92%
DMV Parking Collections	71,000	71,000	-	23,058	32.48%	42,037	-45.15%
Administrative Citation	10,000	10,000	1,410	5,989	59.89%	5,025	19.18%
FINES AND FORFEITURES-TOTAL	**442,700**	**475,455**	**37,960**	**294,705**	**61.98%**	**210,974**	**39.69%**
USE OF MONEY AND PROPERTY							
Investment Earnings	190,000	650,000	292,041	873,919	134.45%	482,979	80.94%
Unrealized Gains (Losses)	-	-	(27,860)	495,353	0.00%	(21,559)	-2397.66%
Loan Interest	9,000	9,000	368	7,447	82.74%	8,640	-13.81%
Rental Income	221,085	228,485	9,299	110,960	48.56%	141,031	-21.32%
USE OF MONEY AND PROPERTY-TOTAL	**420,085**	**887,485**	**273,848**	**1,487,679**	**167.63%**	**611,091**	**143.45%**
MISCELLANEOUS REVENUE							
Miscellaneous Revenue	180,955	765,379	8,117	748,834	97.84%	16,237	4511.90%
MISCELLANEOUS REVENUE-TOTAL	**180,955**	**765,379**	**8,117**	**748,834**	**97.84%**	**16,237**	**4511.90%**
TRANSFERS IN							
From Gas Tax Fund	140,000	140,000	11,667	105,000	75.00%	153,750	-31.71%
From Protective Services Fund	382,000	386,000	25,272	249,091	64.53%	250,066	-0.39%
From Supplemental Law Enforcement Grants Fund	160,000	160,000	13,333	120,000	75.00%	112,500	6.67%
TRANSFERS IN-TOTAL	**682,000**	**686,000**	**50,272**	**474,091**	**69.11%**	**516,316**	**-8.18%**
TOTAL REVENUES AND TRANSFERS IN	***$ 30,607,325***	***$ 32,921,399***	***$ 1,963,143***	***$ 20,718,257***	***62.93%***	***$ 17,835,871***	***16.16%***

** = Actual data is reported through March.*

TAXES
March 2024 General Fund Revenues (75% of year)

Acct. No.	Description	FY 2023/24 Adopted Budget	FY 2023/24 Amended Budget	FY 2023/24 Activity During March	FY 2023/24 Year To Date Actual *	Percent of Budget	FY 2022/23 Actual*	% Change From Prior Year
101	**General Fund**							
430100	Current Year-Secured	$ 1,096,100	$ 1,114,000	$ 76,193	$ 706,341	63.41%	$ 707,603	-0.18%
430105	Current Year-Unsecured	32,600	32,600	-	28,608	87.75%	26,734	7.01%
430115	Property Tax-Supplemental	24,400	24,400	1,312	16,938	69.42%	27,841	-39.16%
430120	Residual Redevelopment Property Tax	1,777,300	1,735,000	-	981,267	56.56%	823,340	-19.18%
430121	In-Lieu Vehicle License Fee	5,511,700	5,694,750	-	2,847,376	50.00%	2,649,865	-7.45%
430135	Homeowners Tax Relief	4,800	4,800	-	2,218	46.21%	2,400	7.58%
430140	Property Transfer Tax	139,000	90,000	5,094	51,510	57.23%	72,767	-29.21%
430145	Property Tax-Penalties/Int	-	-	-	2,845	0.00%	565	-403.54%
430200	Sales And Use Tax	5,471,900	5,376,730	476,937	3,131,663	58.24%	3,155,556	-0.76%
430300	Transient Occupancy Tax	673,600	625,000	41,191	411,451	65.83%	450,923	-8.75%
430405	Franchise Tax/Cable TV	200,000	255,470	-	42,972	16.82%	90,430	52.48%
430410	Franchise Tax/Electric	244,000	285,000	-	-	0.00%	-	0.00%
430415	Franchise Tax/Gas	75,000	98,000	-	-	0.00%	-	0.00%
430420	Franchise Tax/Refuse	550,000	615,000	-	398,073	64.73%	409,519	-2.79%
430425	Franchise Tax/Water	88,000	88,000	92,090	92,090	104.65%	86,619	6.32%
430500	Business License Tax	158,000	158,000	9,153	151,012	95.58%	146,943	2.77%
430600	Util User Tax/Electricity	1,218,400	1,407,000	117,847	964,245	68.53%	986,181	-2.22%
430605	Util User Tax/Telephone	196,300	228,725	15,298	140,298	61.34%	132,623	5.79%
430610	Util User Tax/Gas	336,700	470,000	32,928	182,558	38.84%	231,337	-21.09%
430615	Util User Tax/Water	425,000	414,000	40,325	322,330	77.86%	283,520	13.69%
430700	Cannabis Tax	620,000	620,000	38,059	555,010	89.52%	-	100.00%
440100	AB 1389 Pass Through from RDA	577,200	717,000	-	346,229	48.29%	307,496	-12.60%
101	**General Fund**	**19,420,000**	**20,053,475**	**946,427**	**11,375,034**	**56.72%**	**10,592,262**	**7.39%**
102	**General Fund (Transactions & Use Tax)**							
430250	Transactions & Use Tax	6,154,000	6,129,470	541,653	3,617,168	59.01%	3,549,429	1.91%
102	**General Fund (Transactions & Use Tax)**	**6,154,000**	**6,129,470**	**541,653**	**3,617,168**	**59.01%**	**3,549,429**	**1.91%**
	TAXES - TOTAL	***$ 25,574,000***	***$ 26,182,945***	***$ 1,488,080***	***$ 14,992,202***	***57.26%***	***$ 14,141,691***	***6.01%***

** = Actual data is reported through March.*

INTERGOVERNMENTAL
March 2024 General Fund Revenues (75% of year)

Acct. No.	Description	FY 2023/24 Adopted Budget	FY 2023/24 Amended Budget	FY 2023/24 Activity During March	FY 2023/24 Year To Date Actual *	Percent of Budget	FY 2022/23 Actual*	% Change From Prior Year
101	**General Fund**							
432121	County WDA Shared Revenue	$ 100,000	$ 50,000	$ -	$ -	0.00%	$ -	0.00%
432135	Mandated Cost Reimbursement	30,000	30,000	-	73	0.24%	-	100.00%
432150	Motor Vehicle In Lieu	31,100	31,100	-	48,277	155.23%	40,258	19.92%
432180	Public Safety Augmentation Tax	205,690	200,950	21,424	128,701	64.05%	142,728	-9.83%
432245	Planning Grants	-	150,000	-	-	0.00%	-	0.00%
432256	Other Grants	4,200	4,200	444	4,445	105.83%	3,570	24.51%
432270	Federal Grants	-	-	-	-	0.00%	8,708	-100.00%
	INTERGOVERNMENTAL - TOTAL	***$ 370,990***	***$ 466,250***	***$ 21,868***	***$ 181,496***	***38.93%***	***$ 195,264***	***-7.05%***

** = Actual data is reported through March.*

CHARGES FOR SERVICES
March 2024 General Fund Revenues (75% of year)

Acct. No.	Description	FY 2023/24 Adopted Budget	FY 2023/24 Amended Budget	FY 2023/24 Activity During March	FY 2023/24 Year To Date Actual *	Percent of Budget	FY 2022/23 Actual*	% Change From Prior Year
101	**General Fund**							
433100	Charges For Services	$ 108,230	$ 108,230	$ 5,728	$ 88,172	81.47%	$ 125,853	-29.94%
433136	Information Technology Charges	36,490	36,490	3,041	27,367	75.00%	28,204	-2.97%
	CHARGES FOR SERVICES - TOTAL	***$ 144,720***	***$ 144,720***	***$ 8,769***	***$ 115,539***	***79.84%***	***$ 154,057***	***-25.00%***

** = Actual data is reported through March.*

FEES AND PERMITS
March 2024 General Fund Revenues (75% of year)

Acct. No.	Description	FY 2023/24 Adopted Budget	FY 2023/24 Amended Budget	FY 2023/24 Activity During March	FY 2023/24 Year To Date Actual *	Percent of Budget	FY 2022/23 Actual*	% Change From Prior Year
101	**General Fund**							
431100	Building Plan Check Fees	$ 135,000	$ 135,000	$ 15,522	$ 162,583	120.43%	$ 109,214	48.87%
431105	Mechanical Permits	100,000	100,000	1,200	65,255	65.26%	49,598	31.57%
431110	Building Permits	600,000	600,000	10,438	405,248	67.54%	331,369	22.30%
431115	Plumbing Permits	80,000	80,000	1,030	33,520	41.90%	36,785	-8.88%
431120	Electrical Permits	100,000	100,000	3,510	76,519	76.52%	98,139	-22.03%
431130	Engineering Plan Check Fees	35,000	35,000	7,948	23,939	68.40%	19,835	20.69%
431135	Public Works Permits	84,000	84,000	10,225	63,355	75.42%	83,603	-24.22%
431140	S M I P - Commercial Fees	400	400	-	51	12.75%	91	-43.96%
431145	S M I P-Residential Permits	250	250	-	156	62.40%	73	113.70%
431146	SB 1473 Fee	2,500	2,500	41	1,172	46.88%	808	45.05%
431160	Solid Waste Impact Fees	1,150,000	1,150,000	-	690,084	60.01%	749,365	-7.91%
431180	P/W Inspections	15,000	15,000	1,067	9,524	63.49%	19,776	-51.84%
431185	Parking Permits	45,000	45,000	2,950	44,415	98.70%	7,648	480.74%
431190	Towing Franchise Fee	25,000	25,000	540	6,840	27.36%	13,410	-48.99%
431192	Beautification/Enhancement Fee	-	50,000	-	50,000	100.00%	-	100.00%
431193	Neighborhood Preservation Fees	-	6,000	-	6,000	100.00%	19,500	-69.23%
431194	Public Benefit Fee	-	330,650	-	330,650	100.00%	130,000	154.35%
431195	Other Fees & Permits	15,000	60,000	3,510	53,087	88.48%	37,789	40.48%
431196	Forfeited Deposits	-	75,000	-	75,339	100.45%	-	100.00%
431201	Cannabis Business Renewal Permit Fee	10,000	-	-	-	0.00%	-	0.00%
433200	Conditional Use Permit	7,000	7,000	-	7,455	106.50%	7,130	4.56%
433205	Precise Plan Of Design	15,000	15,000	-	3,070	20.47%	19,450	-84.22%
433220	Preliminary Plan Review	3,750	3,750	-	3,750	100.00%	-	100.00%
433225	Environmental Services	4,400	4,400	-	300	6.82%	750	-60.00%
433227	Foreclosure Registration	10,000	10,000	-	2,211	22.11%	6,586	-66.43%
433230	Zoning Entitlements	-	-	-	3,595	0.00%	-	100.00%
433235	Land Divisions	2,500	2,500	-	-	0.00%	3,070	-100.00%
433240	Special Event Permits	500	500	180	1,620	324.00%	1,800	-10.00%
433245	Sign/Ban'R/Gar Sa/Temp Use Per	4,000	4,000	260	6,525	163.13%	3,745	74.23%

FEES AND PERMITS
March 2024 General Fund Revenues (75% of year)

Acct. No.	Description	FY 2023/24 Adopted Budget	FY 2023/24 Amended Budget	FY 2023/24 Activity During March	FY 2023/24 Year To Date Actual *	Percent of Budget	FY 2022/23 Actual*	% Change From Prior Year
101	**General Fund**							
433250	Ministerial Services	12,000	12,000	1,440	11,980	99.83%	8,300	44.34%
433260	Landscape Plan Check	1,500	1,500	-	975	65.00%	3,250	-70.00%
433270	General Plan Maint Surcharge	10,000	10,000	3,360	34,545	345.45%	8,610	301.22%
433285	Other Developmental Fees	-	2,500	-	2,185	87.40%	-	100.00%
433305	General Recreation Programs	52,000	52,000	3,443	41,333	79.49%	36,136	14.38%
433315	Sports Fields	22,000	22,000	4,238	20,718	94.17%	19,380	6.90%
437115	Recycling Fees	87,700	109,840	-	56,810	51.72%	38,870	46.15%
430505	New/Moved Bus Lic Appl Rev	34,700	34,700	1,838	20,964	60.41%	23,960	-12.50%
430510	Business Tax Renewal Process	125,500	125,500	4,151	106,663	84.99%	100,838	5.78%
430515	SB 1186	2,175	2,175	(2,662)	1,275	58.62%	1,363	-6.46%
	FEES AND PERMITS - TOTAL	***$ 2,791,875***	***$ 3,313,165***	***$ 74,229***	***$ 2,423,711***	***73.15%***	***$ 1,990,241***	***21.78%***

** = Actual data is reported through March.*

FINES AND FORFEITURES
March 2024 General Fund Revenues (75% of year)

Acct. No.	Description	FY 2023/24 Adopted Budget	FY 2023/24 Amended Budget	FY 2023/24 Activity During March	FY 2023/24 Year To Date Actual *	Percent of Budget	FY 2022/23 Actual*	% Change From Prior Year
101	**General Fund**							
434100	General Fines	$ 6,700	$ 6,710	$ 310	$ 1,410	21.01%	$ 396	256.06%
434105	Motor Vehicle Fines	85,000	87,745	3,060	31,885	36.34%	22,619	40.97%
434110	Parking Citations	270,000	300,000	33,180	232,363	77.45%	140,897	64.92%
434115	DMV Parking Collections	71,000	71,000	-	23,058	32.48%	42,037	-45.15%
434120	Administrative Citations	10,000	10,000	1,410	5,989	59.89%	5,025	19.18%
	FINES AND FORFEITURES - TOTAL	***$ 442,700***	***$ 475,455***	***$ 37,960***	***$ 294,705***	***61.98%***	***$ 210,974***	***39.69%***

** = Actual data is reported through March.*

USE OF MONEY AND PROPERTY
March 2024 General Fund Revenues (75% of year)

Acct. No.	Description	FY 2023/24 Adopted Budget	FY 2023/24 Amended Budget	FY 2023/24 Activity During March	FY 2023/24 Year To Date Actual *	Percent of Budget	FY 2022/23 Actual*	% Change From Prior Year
101	**General Fund**							
435100	Interest Earned	$ 190,000	$ 650,000	$ 292,041	$ 873,919	134.45%	$ 482,979	80.94%
435110	Unrealized Gains (Losses)	-	-	(27,860)	495,353	0.00%	(21,559)	-2397.66%
435200	Loan Interest	9,000	9,000	368	7,447	82.74%	8,640	-13.81%
436115	Property Rental	7,200	14,600	1,234	10,901	74.66%	3,600	202.81%
436125	Indoor Facility Rental	164,000	164,000	6,130	64,908	39.58%	99,767	-34.94%
436127	Picnic Shelters	28,000	28,000	1,935	17,815	63.63%	21,008	-15.20%
436135	Pac Bell Mobile Svcs-Rent	21,885	21,885	-	17,336	79.21%	16,656	4.08%
	USE OF MONEY AND PROPERTY - TOTAL	***$ 420,085***	***$ 887,485***	***$ 273,848***	***$ 1,487,679***	***167.63%***	***$ 611,091***	***143.45%***

** = Actual data is reported through March.*

MISCELLANEOUS REVENUE
March 2024 General Fund Revenues (75% of year)

Acct. No.	Description	FY 2023/24 Adopted Budget	FY 2023/24 Amended Budget	FY 2023/24 Activity During March	FY 2023/24 Year To Date Actual *	Percent of Budget	FY 2022/23 Actual*	% Change From Prior Year
101	**General Fund**							
437100	Sale Of Publications	$ -	$ -	$ 20	$ 192	0.00%	$ 23	-734.78%
437105	Firework Services	475	475	-	-	0.00%	-	0.00%
437110	Candidate Statements	-	-	-	-	0.00%	1,508	-100.00%
437125	Donations	-	32,250	3,500	35,759	110.88%	3,500	921.69%
437130	Insurance Reimbursement	-	6,141	218	7,157	116.54%	-	100.00%
437135	Expense Reimbursement	15,000	34,560	749	32,719	94.67%	4,048	708.28%
437137	Loan Repayment from Landscape Maintenance District	135,480	661,953	-	661,953	100.00%	-	100.00%
437195	Other Revenue	30,000	30,000	3,630	11,054	36.85%	7,158	54.43%
	MISCELLANEOUS REVENUE - TOTAL	***$ 180,955***	***$ 765,379***	***$ 8,117***	***$ 748,834***	***97.84%***	***$ 16,237***	***4511.90%***

** = Actual data is reported through March.*

TRANSFERS IN
March 2024 General Fund Revenues (75% of year)

Acct. No.	Description	FY 2023/24 Adopted Budget	FY 2023/24 Amended Budget	FY 2023/24 Activity During March	FY 2023/24 Year To Date Actual *	Percent of Budget	FY 2022/23 Actual*	% Change From Prior Year
101	**General Fund**							
439211	Transfer From Gas Tax Fund	$ 140,000	$ 140,000	$ 11,667	$ 105,000	75.00%	$ 153,750	-31.71%
439223	Transfer From Protective Services Fund	382,000	386,000	25,272	249,091	64.53%	250,066	-0.39%
439242	Transfer From Supp Law Enf Grant	160,000	160,000	13,333	120,000	75.00%	112,500	6.67%
	TRANSFERS IN - TOTAL	***$ 682,000***	***$ 686,000***	***$ 50,272***	***$ 474,091***	***69.11%***	***$ 516,316***	***-8.18%***

** = Actual data is reported through March.*

Click here to return to the agenda.

City of Stanton
March 2024 General Fund Expenditures (75% of year)

Division No.	Description	FY 2023/24 Adopted Budget	FY 2023/24 Amended Budget	FY 2023/24 Activity During March	FY 2023/24 Year to Date Actual *	Percent of Budget	FY 2022/23 Actual*	% Change from Prior Year
1100	City Council	$ 129,105	$ 144,645	$ 8,826	$ 98,440	68.06%	$ 91,832	7.20%
1200	City Attorney	300,000	630,000	24,404	350,049	55.56%	296,928	17.89%
1300	City Manager	588,165	598,160	45,156	399,132	66.73%	303,092	31.69%
1400	City Clerk	206,565	218,770	14,721	154,226	70.50%	192,282	-19.79%
1410	Personnel/Risk Management	280,410	296,085	18,547	196,014	66.20%	151,998	28.96%
1510	Information Technology	1,039,515	863,659	45,266	555,553	64.33%	456,267	21.76%
	Administration	**2,543,760**	**2,751,319**	**156,920**	**1,753,414**	**63.73%**	**1,492,399**	**17.49%**
1500	Finance	1,080,775	1,093,880	87,262	706,238	64.56%	654,193	7.96%
1600	Non-Dept (excludes Transfers)	390,000	395,000	81,511	180,995	45.82%	121,401	-49.09%
	Finance	**1,470,775**	**1,488,880**	**168,773**	**887,233**	**59.59%**	**775,594**	**14.39%**
1520	Emergency Preparedness	5,000	5,000	-	2,898	57.96%	4,175	30.59%
2100	Law Enforcement	14,655,075	13,777,981	1,259,977	10,124,227	73.48%	9,751,888	3.82%
2200	Fire Protection	5,549,765	5,551,815	1,373,776	4,145,207	74.66%	3,969,888	4.42%
2230	Contractual Ambulance Svcs	2,500	2,500	-	1,724	68.96%	1,085	-58.89%
2300	Homeless Prevention	422,385	406,785	15,541	149,500	36.75%	-	100.00%
2400	Animal Control Services	211,015	211,015	-	175,276	83.06%	166,930	5.00%
2500	Public Safety-Other	213,125	224,905	11,401	174,265	77.48%	92,556	88.28%
4300	Parking Control	258,050	276,605	20,459	187,620	67.83%	162,943	15.14%
6200	Code Enforcement	622,955	636,050	46,959	449,094	70.61%	443,627	1.23%
	Public Safety	**21,939,870**	**21,092,656**	**2,728,113**	**15,409,811**	**73.06%**	**14,593,092**	**5.60%**
3000	Public Works Administration	607,060	615,025	42,927	444,478	72.27%	411,581	7.99%
3100	Engineering	491,025	487,025	25,175	265,732	54.56%	170,526	55.83%
3200	Public Facilities	649,865	669,695	39,128	448,054	66.90%	591,045	-24.19%
3300	Crossing Guard	46,000	46,000	4,549	31,749	69.02%	31,095	2.10%
3400	Parks Maintenance	503,140	503,851	37,678	338,001	67.08%	268,397	25.93%
3500	Street Maintenance	477,045	493,599	32,002	260,763	52.83%	288,287	-9.55%
3600	Storm Drains	170,800	204,365	3,416	138,983	68.01%	119,764	16.05%
6300	Graffiti Abatement	129,800	128,600	4,966	57,281	44.54%	62,329	-8.10%
	Public Works	**3,074,735**	**3,148,160**	**189,841**	**1,985,041**	**63.05%**	**1,943,024**	**2.16%**

** = Actual data is reported through March.*

City of Stanton
March 2024 General Fund Expenditures (75% of year)

Division No.	Description	FY 2023/24 Adopted Budget	FY 2023/24 Amended Budget	FY 2023/24 Activity During March	FY 2023/24 Year to Date Actual *	Percent of Budget	FY 2022/23 Actual*	% Change from Prior Year
4000	Community Development Administration	389,890	392,300	16,396	222,815	56.80%	189,435	17.62%
4100	Planning	515,740	719,345	17,854	225,081	31.29%	225,441	-0.16%
4200	Building Regulation	602,190	598,190	42,319	272,162	45.50%	35,333	670.28%
4400	Economic Development	12,500	12,500	2,967	3,286	26.29%	707	364.78%
	Community Development	**1,520,320**	**1,722,335**	**79,536**	**723,344**	**42.00%**	**450,916**	**60.42%**
5000	Public Information Office	116,640	196,840	13,295	132,527	67.33%	81,109	63.39%
5100	Community Services Administration	660,400	683,170	59,485	463,392	67.83%	421,328	9.98%
5200	Community Center Operations	134,605	304,875	9,355	101,250	33.21%	71,742	41.13%
5300	Park Operations	360,365	362,175	36,014	261,440	72.19%	185,990	40.57%
5400	Senior Citizen Programs	77,535	56,440	4,061	40,562	71.87%	54,491	-25.56%
5500	Recreation Programs	105,230	105,230	4	72,296	68.70%	48,050	50.46%
	Community Services	**1,454,775**	**1,708,730**	**122,214**	**1,071,467**	**62.71%**	**862,710**	**24.20%**
	Transfer to FACT Grant	46,865	75,020	6,807	19,508	26.00%	34,890	-44.09%
	Transfer to Senior Transportation Fund	9,420	1,420	-	69	4.86%	5,926	-98.84%
	Transfer to SCP Maintenance	64,775	64,775	5,398	48,581	75.00%	44,400	9.42%
	Transfer to Capital Projects Fund	660,000	1,484,916	88,226	177,114	11.93%	-	100.00%
	Transfers to Other Funds	**781,060**	**1,626,131**	**100,431**	**245,272**	**15.08%**	**85,216**	**187.82%**
	TOTAL EXPENDITURES	***$ 32,785,295***	***$ 33,538,211***	***$ 3,545,828***	***$ 22,075,582***	***65.82%***	***$ 20,202,951***	***9.27%***

** = Actual data is reported through March.*

Administration - Shin-Heydorn
March 2024 General Fund Expenditures (75% of year)

Acct. No.	Description	FY 2023/24 Adopted Budget	FY 2023/24 Amended Budget	FY 2023/24 Activity During March	FY 2023/24 Year to Date Actual *	% of Budget	FY 2022/23 Actual*	% Change From Prior Year
101	**General Fund**							
1100	**City Council**							
501105	Salaries-Elected	$ 52,200	$ 52,200	$ 4,023	$ 38,119	73.02%	$ 40,683	-6.30%
502115	Unemployment Insurance	1,120	1,120	-	-	0.00%	-	0.00%
502120	Medicare/Fica	755	755	58	552	73.11%	587	-5.96%
502130	Other Benefit Charges	750	750	4	34	4.53%	431	-92.11%
602100	Special Dept Expense	10,100	10,100	1,141	8,657	85.71%	5,373	61.12%
602110	Office Expense	2,000	2,000	-	471	23.55%	1,011	-53.41%
602115	Postage	-	-	-	4	0.00%	-	100.00%
607100	Membership/Dues	43,950	43,950	-	39,724	90.38%	33,992	16.86%
607110	Travel/Conference/Meetings	15,000	15,000	3,600	7,649	50.99%	7,366	3.84%
608105	Professional Services	-	15,000	-	-	0.00%	-	0.00%
612115	Liability Insurance Charge	3,230	3,770	-	3,230	85.68%	2,389	35.20%
1100	**City Council Total**	**129,105**	**144,645**	**8,826**	**98,440**	**68.06%**	**91,832**	**7.20%**
1200	**City Attorney**							
608105	Professional Services	300,000	630,000	24,404	350,049	55.56%	296,928	17.89%
1200	**City Attorney Total**	**300,000**	**630,000**	**24,404**	**350,049**	**55.56%**	**296,928**	**17.89%**
1300	**City Manager**							
501110	Salaries-Regular	353,525	358,525	30,305	243,730	67.98%	171,704	41.95%
501115	Salaries-Overtime	500	500	-	-	0.00%	9	-100.00%
501120	Salaries-Part-Time	-	-	346	346	0.00%	-	100.00%
502100	Retirement	66,695	66,695	5,908	51,746	77.59%	46,543	11.18%
502105	Workers Comp Insurance	5,275	5,275	512	4,069	77.14%	3,159	28.81%
502110	Health/Life Insurance	26,625	26,625	2,264	19,172	72.01%	16,242	18.04%
502111	Medical In-Lieu Pay	4,200	4,200	380	3,124	74.38%	164	1804.88%
502115	Unemployment Insurance	505	505	-	283	56.04%	331	14.50%

** = Actual data is reported through March.*

Administration - Shin-Heydorn
March 2024 General Fund Expenditures (75% of year)

Acct. No.	Description	FY 2023/24 Adopted Budget	FY 2023/24 Amended Budget	FY 2023/24 Activity During March	FY 2023/24 Year to Date Actual *	% of Budget	FY 2022/23 Actual*	% Change From Prior Year
1300	**City Manager, Continued**							
502120	Medicare/Fica	4,775	4,875	444	3,533	72.47%	2,407	46.78%
502130	Other Benefit Charges	35	35	28	219	625.71%	1,511	-85.51%
602110	Office Expense	10,600	10,600	191	4,425	41.75%	5,709	-22.49%
602115	Postage	200	200	10	122	61.00%	55	121.82%
602120	Books/Periodicals	100	100	-	-	0.00%	-	0.00%
607100	Membership/Dues	1,000	1,000	-	495	49.50%	432	14.58%
607110	Travel/Conference/Meetings	4,800	4,800	414	414	8.63%	1,723	75.97%
608105	Professional Services	78,000	78,000	4,182	36,640	46.97%	32,000	-14.50%
612105	Vehicle Replacement Charge	2,065	2,065	172	1,549	75.01%	1,545	0.26%
612115	Liability Insurance Charge	29,265	34,160	-	29,265	85.67%	19,558	49.63%
1300	**City Manager Total**	**588,165**	**598,160**	**45,156**	**399,132**	**66.73%**	**303,092**	**31.69%**
1400	**City Clerk**							
501110	Salaries-Regular	124,505	124,505	9,224	94,865	76.19%	87,458	8.47%
501115	Salaries-Overtime	500	500	51	734	146.80%	93	689.25%
502100	Retirement	35,275	35,275	2,835	28,230	80.03%	30,163	-6.41%
502105	Workers Comp Insurance	1,965	1,965	154	1,584	80.61%	1,609	-1.55%
502110	Health/Life Insurance	20,535	20,535	1,863	15,302	74.52%	13,762	11.19%
502111	Medical In-Lieu Pay	-	-	44	202	0.00%	22	818.18%
502115	Unemployment Insurance	245	245	-	139	56.73%	161	-13.66%
502120	Medicare/Fica	1,790	1,790	131	1,351	75.47%	1,228	10.02%
502130	Other Benefit Charges	15	15	8	85	566.67%	770	-88.96%
602110	Office Expense	2,250	2,250	57	503	22.36%	1,987	-74.69%
602115	Postage	500	500	93	632	126.40%	358	76.54%
602120	Books/Periodicals	100	100	-	76	76.00%	72	5.56%
607100	Membership/Dues	415	415	-	250	60.24%	415	-39.76%

** = Actual data is reported through March.*

Administration - Shin-Heydorn
March 2024 General Fund Expenditures (75% of year)

Acct. No.	Description	FY 2023/24 Adopted Budget	FY 2023/24 Amended Budget	FY 2023/24 Activity During March	FY 2023/24 Year to Date Actual *	% of Budget	FY 2022/23 Actual*	% Change From Prior Year
1400	**City Clerk, Continued**							
607110	Travel/Conference/Meetings	1,200	1,200	-	-	0.00%	-	0.00%
608105	Professional Services	6,000	6,000	213	1,422	23.70%	4,658	0.00%
608135	Microfilming	-	11,000	-	-	0.00%	-	0.00%
607115	Training	2,500	2,500	-	1,225	49.00%	836	46.53%
608140	Elections	1,000	1,000	-	-	0.00%	42,864	-100.00%
612105	Vehicle Replacement Charge	575	575	48	431	74.96%	398	8.29%
612115	Liability Insurance Charge	7,195	8,400	-	7,195	85.65%	5,428	32.55%
1400	**City Clerk Total**	**206,565**	**218,770**	**14,721**	**154,226**	**70.50%**	**192,282**	**-19.79%**
1410	**Personnel/Risk Management**							
501110	Salaries-Regular	123,500	123,500	8,859	82,324	66.66%	82,823	-0.60%
501120	Salaries-Part-Time	47,795	60,595	3,539	38,250	63.12%	-	100.00%
502100	Retirement	29,720	31,165	1,950	20,349	65.29%	20,177	0.85%
502105	Workers Comp Insurance	2,575	2,575	207	2,014	78.21%	1,524	32.15%
502110	Health/Life Insurance	17,845	17,845	2,036	15,931	89.27%	11,698	36.19%
502111	Medical In-Lieu Pay	-	-	46	46	0.00%	-	100.00%
502115	Unemployment Insurance	450	450	-	252	56.00%	199	26.63%
502120	Medicare/FICA	2,400	2,610	174	1,694	64.90%	1,164	45.53%
502130	Other Benefit Charges	30	30	11	109	363.33%	729	-85.05%
602110	Office Expense	1,400	1,400	-	729	52.07%	990	-26.36%
602115	Postage	200	200	14	196	98.00%	124	58.06%
607100	Membership/Dues	725	725	-	775	106.90%	400	93.75%
607110	Travel/Conference/Meetings	2,000	2,000	-	144	7.20%	-	100.00%
607115	Training	6,000	6,000	-	4,988	0.00%	308	1519.48%
607120	Education Reimbursement Program	10,000	10,000	1,197	2,447	24.47%	3,305	-25.96%
608105	Professional Services	13,750	13,750	457	6,582	47.87%	9,599	-31.43%

** = Actual data is reported through March.*

Administration - Shin-Heydorn
March 2024 General Fund Expenditures (75% of year)

Acct. No.	Description	FY 2023/24 Adopted Budget	FY 2023/24 Amended Budget	FY 2023/24 Activity During March	FY 2023/24 Year to Date Actual *	% of Budget	FY 2022/23 Actual*	% Change From Prior Year
1410	**Personnel/Risk Management, Continued**							
608125	Advertising/ Business Dev't	2,200	2,200	-	550	25.00%	725	24.14%
609125	Employee/Volunteer Recognition	12,000	12,000	12	10,948	91.23%	9,768	12.08%
612105	Vehicle Replacement Charge	535	535	45	401	74.95%	371	8.09%
612115	Liability Insurance Charge	7,285	8,505	-	7,285	85.66%	5,070	43.69%
701105	Equipment-General	-	-	-	-	0.00%	2,338	-100.00%
702100	Office Furniture	-	-	-	-	0.00%	686	-100.00%
1410	**Personnel/Risk Management**	**280,410**	**296,085**	**18,547**	**196,014**	**66.20%**	**151,998**	**28.96%**
1510	**Information Technology**							
501110	Salaries-Regular	101,935	101,935	7,550	75,504	74.07%	65,550	15.19%
501115	Salaries-Overtime	6,000	6,000	-	3,162	52.70%	14,709	-78.50%
502100	Retirement Charges	28,070	28,070	2,320	22,469	80.05%	22,671	-0.89%
502105	Workers Comp Insurance	1,560	1,560	126	1,261	80.83%	1,231	2.44%
502110	Health/Life Insurance	17,335	17,335	1,669	13,087	75.49%	11,646	12.37%
502115	Unemployment Insurance	225	225	-	126	56.00%	150	-16.00%
502120	Medicare/Fica	1,425	1,425	98	1,044	73.26%	1,081	-3.42%
502130	Other Benefit Charges	15	15	7	68	453.33%	589	-88.46%
602140	Materials & Supplies	15,000	5,000	753	1,597	31.94%	7,296	78.11%
603105	Equipment Maintenance	50,000	60,000	6,847	42,912	71.52%	70,963	39.53%
604100	Communications	112,500	127,500	7,036	68,424	53.67%	73,266	-6.61%
607100	Membership/Dues	35,410	59,410	4,652	34,736	58.47%	-	100.00%
608100	Contractual Services	358,575	442,809	13,706	281,203	63.50%	161,760	73.84%
612105	Vehicle Replacement Charge	6,020	6,020	502	4,515	75.00%	4,166	8.38%
612115	Liability Insurance Charge	5,445	6,355	-	5,445	85.68%	3,976	36.95%
701050	Computer Software	300,000	-	-	-	0.00%	17,213	-100.00%
1510	**Information Technology Total**	**1,039,515**	**863,659**	**45,266**	**555,553**	**64.33%**	**456,267**	**21.76%**
	TOTAL ADMINISTRATION-SHIN-HEYDORN	***$ 2,543,760***	***$ 2,751,319***	***$ 156,920***	***$ 1,753,414***	***63.73%***	***$ 1,492,399***	***17.49%***

** = Actual data is reported through March.*

Finance-Bannigan
March 2024 General Fund Expenditures (75% of year)

Acct. No.	Description	FY 2023/24 Adopted Budget	FY 2023/24 Amended Budget	FY 2023/24 Activity During March	FY 2023/24 Year to Date Actual *	% of Budget	FY 2022/23 Actual*	% Change From Prior Year
101	**General Fund**							
1500	**Finance**							
501110	Salaries-Regular	$ 616,015	$ 589,475	$ 38,196	$ 343,009	58.19%	$ 345,659	-0.77%
501115	Salaries-Overtime	1,000	1,000	-	862	86.20%	385	123.90%
501120	Salaries-Part Time	64,810	64,810	10,617	55,896	86.25%	36,109	54.80%
502100	Retirement	117,395	114,555	8,866	77,088	67.29%	92,683	-16.83%
502105	Workers Comp Insurance	10,255	10,255	815	6,661	64.95%	7,026	-5.19%
502110	Health/Life Insurance	78,245	72,065	9,019	54,950	76.25%	35,978	52.73%
502111	Medical In-Lieu Pay	5,285	5,285	223	1,509	28.55%	3,112	-51.51%
502115	Unemployment Insurance	1,895	1,895	195	1,259	66.44%	1,192	5.62%
502120	Medicare/FICA	9,520	9,220	605	4,846	52.56%	4,677	3.61%
502130	Other Benefit Charges	520	520	44	452	86.92%	3,060	-85.23%
602110	Office Expense	6,000	4,890	1,197	2,403	49.14%	4,011	-40.09%
602115	Postage	3,500	3,500	107	1,400	40.00%	1,859	-24.69%
602120	Books/Periodicals	100	100	-	-	0.00%	65	-100.00%
607100	Membership/Dues	1,100	1,100	70	775	70.45%	995	-22.11%
607105	Mileage Reimbursement	100	100	-	27	27.00%	-	100.00%
607110	Travel/Conference/Meetings	5,845	5,845	100	3,388	57.96%	5,077	-33.27%
607115	Training	1,400	1,400	310	1,406	100.43%	1,940	-27.53%
608105	Professional Services	86,180	128,430	11,969	85,441	66.53%	50,433	69.41%
608107	Financial Services	20,600	20,600	3,801	19,049	92.47%	15,705	21.29%
608130	Temporary Help	-	-	-	-	0.00%	11,242	-100.00%
611116	Payment to Other Agencies	1,000	1,000	-	525	52.50%	537	-2.23%
612105	Vehicle Replacement Charge	3,345	3,345	279	2,509	75.01%	2,329	7.73%
612115	Liability Insurance Charge	40,165	46,880	-	40,165	85.68%	29,482	36.24%

** = Actual data is reported through March.*

Finance-Bannigan
March 2024 General Fund Expenditures (75% of year)

Acct. No.	Description	FY 2023/24 Adopted Budget	FY 2023/24 Amended Budget	FY 2023/24 Activity During March	FY 2023/24 Year to Date Actual *	% of Budget	FY 2022/23 Actual*	% Change From Prior Year
1500	**Finance, Continued**							
701100	Equipment-Office	-	1,110	-	1,110	100.00%	207.000	436.23%
702100	Furniture-Office	-	-	-	-	0.00%	130	-100.00%
1500	**Finance Total**	**1,074,275**	**1,087,380**	**86,413**	**704,730**	**64.81%**	**653,893**	**7.77%**
1600	**Non-Departmental**							
610235	Economic Development Loan Repayment	350,000	350,000	81,511	180,995	51.71%	121,401	49.09%
611105	Revenue Sharing-City of Anaheim	40,000	45,000	-	-	0.00%	-	0.00%
1600	**Non-Departmental Total**	**390,000**	**395,000**	**81,511.000**	**180,995**	**45.82%**	**121,401**	**49.09%**
101	***GENERAL FUND TOTAL***	***$ 1,464,275***	***$ 1,482,380***	***$ 167,924***	***$ 885,725***	***59.75%***	***$ 775,294***	***14.24%***
102	**General Fund (Transactions & Use Tax)**							
1500	**Finance**							
608105	Professional Services	6,500	6,500	849	1,508	23.20%	300	402.67%
102	***TRANSACTIONS AND USE TAX TOTAL***	***$ 6,500***	***$ 6,500***	***$ 849***	***$ 1,508***	***23.20%***	***$ 300***	***402.67%***
	TOTAL FINANCE	***$ 1,470,775***	***$ 1,488,880***	***$ 168,773***	***$ 887,233***	***59.59%***	***$ 775,594***	***14.39%***

** = Actual data is reported through March.*

Public Safety-Wren
March 2024 General Fund Expenditures (75% of year)

Acct. No.	Description	FY 2023/24 Adopted Budget	FY 2023/24 Amended Budget	FY 2023/24 Activity During March	FY 2023/24 Year to Date Actual *	% of Budget	FY 2022/23 Actual*	% Change From Prior Year
101	**General Fund**							
1520	**Emergency Services**							
602140	Materials & Supplies	$ 5,000	$ 5,000	$ -	$ 2,898	57.96%	$ -	100.00%
608105	Professional Services	-	-	-	-	0.00%	4,175	-100.00%
1520	**Emergency Services**	**5,000**	**5,000**	**-**	**2,898**	**57.96%**	**4,175**	**-30.59%**
2100	**Law Enforcement**							
602100	Special Dept Expense	1,500	3,000	11	2,898	96.60%	3,432	-15.56%
602110	Office Expense	4,000	2,500	-	1,538	61.52%	2,640	-41.74%
602145	Gas/Oil/Lube	3,000	3,000	190	1,645	54.83%	999	64.66%
604100	Communications	44,000	59,000	-	31,372	53.17%	28,840	8.78%
608100	Contractual Services	18,700	18,700	2,850	12,825	68.58%	13,617	-5.82%
608160	O.C.S.D. Contract	10,130,355	8,394,535	570,774	6,835,157	81.42%	6,715,946	1.78%
612105	Vehicle Replacement Charge	6,020	6,020	502	4,515	75.00%	4,166	8.38%
2100	**Law Enforcement Total**	**10,207,575**	**8,486,755**	**574,327**	**6,889,950**	**81.18%**	**6,769,640**	**1.78%**
2200	**Fire Protection**							
602100	Special Department Expense	45,950	48,000	-	23,878	49.75%	22,523	6.02%
608185	O.C.F.A. Contract	4,003,815	4,003,815	995,558	2,986,674	74.60%	2,444,147	22.20%
2200	**Fire Protection Total**	**4,049,765**	**4,051,815**	**995,558**	**3,010,552**	**74.30%**	**2,466,670**	**22.05%**
2230	**Ambulance Services**							
608190	Contractual Ambulance Svcs	2,500	2,500	-	1,724	68.96%	1,085	58.89%
2230	**Ambulance Services Total**	**2,500**	**2,500**	**-**	**1,724**	**68.96%**	**1,085**	**58.89%**
2300	**Homeless Prevention**							
501110	Salaries-Regular	307,350	280,195	11,453	111,641	39.84%	-	100.00%
502100	Retirement	55,635	55,635	2,169	21,081	37.89%	-	100.00%
502105	Workers Comp Insurance	4,665	4,245	191	1,864	43.91%	-	100.00%
502110	Health/Life Insurance	45,215	44,815	1,198	9,837	21.95%	-	100.00%
502111	Medical In-Lieu Pay	4,200	4,200	350	2,975	70.83%	-	100.00%

** = Actual data is reported through March.*

Public Safety-Wren
March 2024 General Fund Expenditures (75% of year)

Acct. No.	Description	FY 2023/24 Adopted Budget	FY 2023/24 Amended Budget	FY 2023/24 Activity During March	FY 2023/24 Year to Date Actual *	% of Budget	FY 2022/23 Actual*	% Change From Prior Year
2300	**Homeless Prevention, Continued**							
502115	Unemployment Insurance	895	670	-	337	50.30%	-	100.00%
502120	Medicare/Fica	4,365	3,965	170	1,665	41.99%	-	100.00%
502130	Other Benefits	60	60	10	100	166.67%	-	100.00%
610230	North SPA Navig Ctr Cost Share	-	13,000	-	-	0.00%	-	0.00%
2300	**Homeless Prevention Total**	**422,385**	**406,785**	**15,541**	**149,500**	**36.75%**	**-**	**100.00%**
2400	**Animal Control Services**							
608170	Animal Control Services	211,015	211,015	-	175,276	83.06%	166,930	5.00%
2400	**Animal Control Services Total**	**211,015**	**211,015**	**-**	**175,276**	**83.06%**	**166,930**	**5.00%**
2500	**Public Safety-Other**							
501110	Salaries-Regular	106,670	106,670	7,692	74,238	69.60%	46,532	59.54%
502100	Retirement Charges	22,200	22,200	1,878	17,968	80.94%	12,173	47.61%
502105	Workers Comp Insurance	1,550	1,550	128	1,240	80.00%	856	44.86%
502110	Health/Life Insurance	5,840	5,840	467	3,913	67.00%	512	664.26%
502111	Medical In-Lieu Pay	2,100	2,100	249	1,824	86.86%	1,492	22.25%
502115	Unemployment Insurance	190	190	-	107	56.32%	56	91.07%
502120	Medicare/FICA	1,445	1,445	115	1,103	76.33%	696	58.48%
502130	Other Benefit Charges	15	15	7	67	446.67%	409	-83.62%
602100	Special Department Expense	-	-	-	-	0.00%	37	-100.00%
602110	Office Expense	1,200	845	93	878	103.91%	1,083	-18.93%
602115	Postage	250	100	-	-	0.00%	-	0.00%
602130	Clothing	4,500	4,500	-	1,245	27.67%	5,147	-75.81%
602140	Materials and Supplies	-	1,800	772	772	42.89%	-	100.00%
607100	Membership/Dues	-	-	-	490	0.00%	-	100.00%
607115	Training	700	500	-	-	0.00%	-	0.00%
608100	Contractual Services	4,680	4,680	-	4,678	99.96%	4,678	0.00%
612115	Liability Insurance Charge	61,785	72,115	-	61,785	85.68%	18,885	227.16%

** = Actual data is reported through March.*

Public Safety-Wren
March 2024 General Fund Expenditures (75% of year)

Acct. No.	Description	FY 2023/24 Adopted Budget	FY 2023/24 Amended Budget	FY 2023/24 Activity During March	FY 2023/24 Year to Date Actual *	% of Budget	FY 2022/23 Actual*	% Change From Prior Year
2500	**Public Safety-Other, Continued**							
701105	Equipment-General	-	-	-	3,601	0.00%	-	100.00%
702100	Office Furniture	-	355	-	356	100.28%	-	100.00%
2500	**Public Safety-Other Total**	**213,125**	**224,905**	**11,401**	**174,265**	**77.48%**	**92,556**	**88.28%**
4300	**Parking Control**							
501110	Salaries-Regular	141,145	141,145	10,257	97,380	68.99%	90,751	7.30%
502115	Salaries-Overtime	100	100	-	80	80.00%	50	-60.00%
501120	Salaries-Part Time	15,715	29,295	1,833	16,141	55.10%	10,554	52.94%
502100	Retirement	30,545	30,545	2,506	23,799	77.91%	28,494	-16.48%
502105	Workers Comp Insurance	2,340	2,550	202	1,896	74.35%	1,887	0.48%
502110	Health/Life Insurance	16,605	16,730	1,565	12,303	73.54%	6,142	100.31%
502111	Medical In-Lieu Pay	1,200	1,200	75	707	58.92%	2,448	-71.12%
502115	Unemployment Insurance	415	530	33	315	59.43%	260	21.15%
502120	Medicare/FICA	2,175	2,375	174	1,641	69.09%	1,489	10.21%
502130	Other Benefit Charges	95	170	11	102	60.00%	805	-87.33%
602110	Office Expense	3,500	3,500	252	3,226	92.17%	1,040	210.19%
602115	Postage	500	250	14	140	56.00%	121	15.70%
604100	Communications	680	680	51	362	53.24%	311	16.40%
608105	Professional Services	31,000	35,500	2,483	20,502	57.75%	13,592	50.84%
612105	Vehicle Replacement Charge	12,035	12,035	1,003	9,026	75.00%	4,999	80.56%
4300	**Parking Control Total**	**258,050**	**276,605**	**20,459**	**187,620**	**67.83%**	**162,943**	**15.14%**
6200	**Code Enforcement**							
501110	Salaries-Regular	422,690	422,690	30,850	298,942	70.72%	283,058	5.61%
502115	Salaries-Overtime	100	100	-	-	0.00%	478	-100.00%
501120	Salaries-Part Time	15,715	29,290	1,833	16,141	55.11%	10,554	52.94%
502100	Retirement	88,765	88,765	7,293	69,944	78.80%	80,471	-13.08%
502105	Workers Comp Insurance	6,540	6,750	546	5,262	77.96%	5,402	-2.59%

** = Actual data is reported through March.*

Public Safety-Wren
March 2024 General Fund Expenditures (75% of year)

Acct. No.	Description	FY 2023/24 Adopted Budget	FY 2023/24 Amended Budget	FY 2023/24 Activity During March	FY 2023/24 Year to Date Actual *	% of Budget	FY 2022/23 Actual*	% Change From Prior Year
6200	**Code Enforcement, Continued**							
502110	Health/Life Insurance	45,470	45,595	4,190	33,215	72.85%	29,654	12.01%
502111	Medical In-Lieu Pay	3,300	3,300	329	2,525	76.52%	3,038	-16.89%
502115	Unemployment Insurance	1,075	1,185	33	687	57.97%	679	1.18%
502120	Medicare/FICA	6,125	6,325	476	4,582	72.44%	4,265	7.43%
502130	Other Benefit Charges	140	215	29	284	132.09%	2,496	-88.62%
602110	Office Expense	2,000	1,354	(281)	273	20.16%	1,761	-84.50%
602115	Postage	500	1,500	39	1,091	72.73%	632	72.63%
602160	Code Enforcement Equipment	6,000	4,200	-	464	11.05%	-	100.00%
603105	Equipment Maintenance	1,000	1,000	-	450	45.00%	-	100.00%
607100	Membership/Dues	600	600	-	500	83.33%	500	0.00%
607115	Training	900	1,100	456	994	90.36%	531	-87.19%
608100	Contractual Services	4,000	3,400	-	1,575	46.32%	2,520	-37.50%
608105	Professional Services	6,000	6,000	163	2,493	41.55%	1,755	42.05%
612105	Vehicle Replacement Charge	12,035	12,035	1,003	9,026	75.00%	15,833	-42.99%
702100	Office Furniture	-	646	-	646	100.00%	-	100.00%
6200	**Code Enforcement Total**	**622,955**	**636,050**	**46,959**	**449,094**	**70.61%**	**443,627**	**1.23%**
101	***GENERAL FUND TOTAL***	***$ 15,992,370***	***$ 14,301,430***	***$ 1,664,245***	***$ 11,040,879***	***77.20%***	***$ 10,107,626***	***9.23%***
102	**General Fund (Transactions & Use Tax)**							
2100	**Law Enforcement**							
608160	O.C.S.D. Contract	4,447,500	5,291,226	685,650	3,234,277	61.13%	2,982,248	8.45%
2100	**Law Enforcement Total**	**4,447,500**	**5,291,226**	**685,650**	**3,234,277**	**61.13%**	**2,982,248**	**8.45%**
2200	**Fire Protection**							
608185	O.C.F.A. Contract	1,500,000	1,500,000	378,218	1,134,655	75.64%	1,503,218	-24.52%
2200	**Fire Protection Total**	**1,500,000**	**1,500,000**	**378,218**	**1,134,655**	**75.64%**	**1,503,218**	**-24.52%**
102	***TRANSACTIONS AND USE TAX TOTAL***	***$ 5,947,500***	***$ 6,791,226***	***$ 1,063,868***	***$ 4,368,932***	***64.33%***	***$ 4,485,466***	***-2.60%***
	TOTAL PUBLIC SAFETY	***$ 21,939,870***	***$ 21,092,656***	***$ 2,728,113***	***$ 15,409,811***	***73.06%***	***$ 14,593,092***	***5.60%***

** = Actual data is reported through March.*

Public Works-Rangel
March 2024 General Fund Expenditures (75% of year)

Acct. No.	Description	FY 2023/24 Adopted Budget	FY 2023/24 Amended Budget	FY 2023/24 Activity During March	FY 2023/24 Year to Date Actual *	% of Budget	FY 2022/23 Actual*	% Change From Prior Year
101	**General Fund**							
3000	**Public Works Administration**							
501110	Salaries-Regular	$ 391,825	$ 391,825	$ 28,734	$ 273,355	69.76%	$ 254,223	7.53%
501120	Salaries-Part Time	18,615	18,615	1,361	11,629	62.47%	11,027	5.46%
502100	Retirement Charges	68,640	68,640	5,970	56,399	82.17%	63,370	-11.00%
502105	Workers Comp Insurance	5,920	5,920	503	4,759	80.39%	4,827	-1.41%
502110	Health/Life Insurance	54,220	54,220	5,078	39,742	73.30%	32,911	20.76%
502111	Medical In-Lieu Pay	600	600	-	162	27.00%	875	-81.49%
502115	Unemployment Insurance	895	895	25	489	54.64%	839	-41.72%
502120	Medicare/FICA	5,540	5,540	425	4,040	72.92%	3,776	6.99%
502130	Other Benefit Charges	195	195	27	256	131.28%	2,241	-88.58%
602110	Office Expense	2,000	2,000	141	800	40.00%	536	49.25%
602115	Postage	200	200	1	32	16.00%	133	-75.94%
602120	Books/Periodicals	200	200	110	110	55.00%	-	100.00%
607100	Membership/Dues	1,750	1,750	-	50	2.86%	1,133	-95.59%
607110	Travel/Conference/Meetings	1,800	1,800	50	400	22.22%	706	-43.34%
607115	Training	1,000	1,000	-	100	10.00%	-	100.00%
612105	Vehicle Replacement Charge	6,020	6,020	502	4,515	75.00%	4,166	8.38%
612115	Liability Insurance Charge	47,640	55,605	-	47,640	85.68%	30,818	54.58%
3000	**Public Works Administration Total**	**607,060**	**615,025**	**42,927**	**444,478**	**72.27%**	**411,581**	**7.99%**
3100	**Engineering**							
501110	Salaries-Regular	80,040	80,040	7,620	72,099	90.08%	46,360	55.52%
501115	Salaries-Overtime	1,500	500	487	487	97.40%	10,832	-95.50%
501120	Salaries-Part Time	-	98,630	8,131	66,835	67.76%	-	100.00%
502100	Retirement	14,515	31,590	2,135	19,469	61.63%	11,746	65.75%
502105	Workers Comp Insurance	1,240	2,810	263	2,320	82.56%	869	166.97%

** = Actual data is reported through March.*

Public Works-Rangel
March 2024 General Fund Expenditures (75% of year)

Acct. No.	Description	FY 2023/24 Adopted Budget	FY 2023/24 Amended Budget	FY 2023/24 Activity During March	FY 2023/24 Year to Date Actual *	% of Budget	FY 2022/23 Actual*	% Change From Prior Year
3100	**Engineering, Continued**							
502110	Health/Life Insurance	8,855	9,775	991	7,567	77.41%	5,604	35.03%
502111	Medical In-Lieu Pay	-	-	88	455	0.00%	136	234.56%
502115	Unemployment Insurance	180	405	-	383	94.57%	120	219.17%
502120	Medicare/FICA	1,145	2,575	237	2,026	78.68%	829	144.39%
502130	Other Benefit Charges	10	160	14	125	78.13%	416	-69.95%
602120	Books/Periodicals	-	-	-	-	0.00%	159	-100.00%
602130	Clothing	-	915	-	655	71.58%	54	1112.96%
602140	Materials & Supplies	2,000	1,085	-	54	4.98%	-	100.00%
607100	Membership/Dues	-	-	-	-	0.00%	350	-100.00%
608105	Professional Services	120,000	-	-	-	0.00%	-	0.00%
608110	Engineering Services	206,320	206,320	3,623	74,361	36.04%	78,697	-5.51%
608115	Inspection Services	15,000	15,000	-	4,200	28.00%	2,520	66.67%
608120	Plan Checking Services	30,000	30,000	984	9,281	30.94%	6,835	35.79%
608135	Microfilming	3,000	-	-	-	0.00%	-	0.00%
612105	Vehicle Replacement Charge	7,220	7,220	602	5,415	75.00%	4,999	8.32%
3100	**Engineering Total**	**491,025**	**487,025**	**25,175**	**265,732**	**54.56%**	**170,526**	**55.83%**
3200	**Public Facilities**							
501110	Salaries-Regular	61,760	56,192	5,759	55,072	98.01%	49,706	10.80%
501115	Salaries-Overtime	2,000	5,000	394	4,437	88.74%	1,892	134.51%
502100	Retirement	10,665	10,317	1,088	10,392	100.73%	12,301	-15.52%
502105	Workers Comp Insurance	925	925	96	920	99.46%	918	0.22%
502110	Health/Life Insurance	10,235	9,261	959	7,008	75.67%	6,427	9.04%
502111	Medical In-Lieu Pay	420	420	196	1,574	374.76%	18	8644.44%
502115	Unemployment Insurance	235	235	-	219	93.19%	102	114.71%
502120	Medicare/FICA	860	790	91	883	111.77%	748	18.05%
502125	Leave Disbursals	-	-			0.00%	-	0.00%

** = Actual data is reported through March.*

Public Works-Rangel
March 2024 General Fund Expenditures (75% of year)

Acct. No.	Description	FY 2023/24 Adopted Budget	FY 2023/24 Amended Budget	FY 2023/24 Activity During March	FY 2023/24 Year to Date Actual *	% of Budget	FY 2022/23 Actual*	% Change From Prior Year
3200	**Public Facilities, Continued**							
502130	Other Benefit Charges	15	15	5	50	333.33%	439	-88.61%
602100	Special Dept Expense	-	-	-	-	0.00%	1,159	-100.00%
602110	Office Expense	9,000	9,000	285	3,495	38.83%	211	1556.40%
602125	Small Tools	-	-	-	-	0.00%	491	-100.00%
602130	Clothing	7,100	7,100	-	4,894	68.93%	2,185	123.98%
602135	Safety Equipment	500	500	-	168	33.60%	129	30.23%
602140	Materials & Supplies	10,500	10,500	212	3,308	31.50%	4,542	-27.17%
603105	Equipment Maintenance	-	25,000	-	15,535	62.14%	18,868	17.66%
603110	Building Maintenance	127,240	127,240	4,856	72,534	57.01%	72,279	0.35%
604100	Communications	9,000	9,000	66	3,293	36.59%	3,758	-12.37%
604105	Utilities	175,000	175,000	11,903	119,159	68.09%	124,430	-4.24%
607115	Training	-	-	-	-	0.00%	91	-100.00%
608100	Contractual Services	170,820	169,610	9,977	112,040	66.06%	111,962	0.07%
611110	O.C. Sanitation District User Fee	14,700	14,700	-	3,906	26.57%	13,801	-71.70%
612105	Vehicle Replacement Charge	38,890	38,890	3,241	29,167	75.00%	27,079	7.71%
701105	Equipment-General	-	-	-	-	0.00%	119,057	-100.00%
704100	Facility Improvements	-	-	-	-	0.00%	18,452	-100.00%
3200	**Public Facilities Total**	**649,865**	**669,695**	**39,128**	**448,054**	**66.90%**	**591,045**	**-24.19%**
3300	**Crossing Guard**							
608175	Crossing Guard Services	46,000	46,000	4,549	31,749	69.02%	31,095	2.10%
3300	**Crossing Guard Total**	**46,000**	**46,000**	**4,549**	**31,749**	**69.02%**	**31,095**	**2.10%**
3400	**Parks Maintenance**							
501110	Salaries-Regular	72,420	69,330	6,520	63,019	90.90%	55,474	13.60%
501115	Salaries-Overtime	3,000	2,000	-	1,369	68.45%	1,265	8.22%
502100	Retirement	12,655	12,460	1,230	11,886	95.39%	13,572	-12.42%
502105	Workers Comp Insurance	1,100	1,100	109	1,052	95.64%	1,026	2.53%

** = Actual data is reported through March.*

Public Works-Rangel
March 2024 General Fund Expenditures (75% of year)

Acct. No.	Description	FY 2023/24 Adopted Budget	FY 2023/24 Amended Budget	FY 2023/24 Activity During March	FY 2023/24 Year to Date Actual *	% of Budget	FY 2022/23 Actual*	% Change From Prior Year
3400	**Parks Maintenance, Continued**							
502110	Health/Life Insurance	12,975	12,435	1,005	8,360	67.23%	8,561	-2.35%
502111	Medical In-Lieu Pay	210	210	107	857	408.10%	569	50.62%
502115	Unemployment Insurance	280	280	-	241	86.07%	166	45.18%
502120	Medicare/Fica	1,020	980	95	944	96.33%	831	13.60%
502130	Other Benefit Charges	20	20	6	57	285.00%	491	-88.39%
602100	Special Dept Expense	13,000	13,000	1,433	7,094	54.57%	3,149	125.28%
603105	Equipment Maintenance	17,000	17,000	1,021	2,819	16.58%	6,875	-59.00%
604105	Utilities	185,000	185,000	11,641	129,476	69.99%	117,465	10.23%
605100	Land Lease	7,000	7,000	-	4,026	57.51%	2,661	51.30%
608100	Contractual Services	167,830	173,406	13,708	99,578	57.42%	49,625	100.66%
612105	Vehicle Replacement Charge	9,630	9,630	803	7,223	75.01%	6,667	8.34%
3400	**Parks Maintenance Total**	**503,140**	**503,851**	**37,678**	**338,001**	**67.08%**	**268,397**	**25.93%**
3500	**Street Maintenance**							
501110	Salaries-Regular	94,260	90,975	6,168	52,428	57.63%	54,137	-3.16%
501115	Salaries-Overtime	5,000	4,000	591	3,166	79.15%	2,525	25.39%
502100	Retirement	16,400	16,195	1,162	9,860	60.88%	13,350	-26.14%
502105	Workers Comp Insurance	1,420	1,420	103	876	61.69%	1,004	-12.75%
502110	Health/Life Insurance	13,515	12,940	977	6,737	52.06%	7,803	-13.66%
502111	Medical In-Lieu Pay	1,260	1,260	204	1,642	130.32%	1,593	3.08%
502115	Unemployment Insurance	350	350	-	212	60.57%	184	15.22%
502120	Medicare/FICA	1,330	1,290	100	828	64.19%	844	-1.90%
502130	Other Benefit Charges	25	25	6	47	188.00%	480	-90.21%
602100	Special Dept Expense	-	-	-	-	0.00%	2,288	-100.00%
602125	Small Tools	6,000	6,000	-	-	0.00%	582	-100.00%
602140	Materials & Supplies	65,000	65,000	5,115	27,712	42.63%	32,790	-15.49%
603105	Equipment Maintenance	-	-	-	-	0.00%	312	-100.00%

** = Actual data is reported through March.*

Public Works-Rangel
March 2024 General Fund Expenditures (75% of year)

Acct. No.	Description	FY 2023/24 Adopted Budget	FY 2023/24 Amended Budget	FY 2023/24 Activity During March	FY 2023/24 Year to Date Actual *	% of Budget	FY 2022/23 Actual*	% Change From Prior Year
3500	**Street Maintenance, Continued**							
608100	Contractual Services	210,750	232,409	16,176	135,903	58.48%	130,343	4.27%
612105	Vehicle Replacement Charge	11,735	11,735	978	8,801	75.00%	8,123	8.35%
710190	Pavement Maintenance	50,000	50,000	422	12,551	25.10%	31,929	-60.69%
3500	**Street Maintenance Total**	**477,045**	**493,599**	**32,002**	**260,763**	**52.83%**	**288,287**	**-9.55%**
3600	**Storm Drain Maintenance**							
501115	Salaries-Overtime	-	-	-	-	0.00%	179	-100.00%
502120	Medicare/FICA	-	-	-	-	0.00%	3	-100.00%
603100	Emergency Maintenance Services	10,000	10,000	-	-	0.00%	2,198	-100.00%
608100	Contractual Services	-	-	-	-	0.00%	500	-100.00%
608155	Storm Water Monitor Program	160,800	194,365	3,416	138,983	71.51%	116,884	18.91%
3600	**Storm Drain Maintenance Total**	**170,800**	**204,365**	**3,416**	**138,983**	**68.01%**	**119,764**	**16.05%**
6300	**Graffiti Abatement**							
501110	Salaries-Regular	61,650	60,690	2,452	22,505	37.08%	23,024	-2.25%
501115	Salaries-Overtime	6,000	6,000	410	5,558	92.63%	5,962	-6.78%
502100	Retirement Charges	10,640	10,580	459	4,227	39.95%	5,778	-26.84%
502105	Workers Comp Insurance	915	915	41	376	41.09%	436	-13.76%
502110	Health/Life Insurance	6,450	6,282	172	1,663	26.47%	3,810	-56.35%
502111	Medical In-Lieu Pay	1,890	1,890	175	1,413	74.76%	53	2566.04%
502115	Unemployment Insurance	235	235	-	98	41.70%	102	-3.92%
502120	Medicare/FICA	870	858	44	427	49.77%	421	1.43%
502130	Other Benefit Charges	15	15	2	20	133.33%	208	-90.38%
602140	Materials & Supplies	25,000	25,000	283	12,551	50.20%	13,687	-8.30%
603105	Equipment Maintenance	5,000	5,000	-	92	1.84%	1,142	-91.94%
612105	Vehicle Replacement Charge	11,135	11,135	928	8,351	75.00%	7,706	8.37%
6300	**Graffiti Abatement Total**	**129,800**	**128,600**	**4,966**	**57,281**	**44.54%**	**62,329**	**-8.10%**
	TOTAL PUBLIC WORKS	***$ 3,074,735***	***$ 3,148,160***	***$ 189,841***	***$ 1,985,041***	***63.05%***	***$ 1,943,024***	***2.16%***

** = Actual data is reported through March.*

Community Development-Landavazo
March 2024 General Fund Expenditures (75% of year)

Acct. No.	Description	FY 2023/24 Adopted Budget	FY 2023/24 Amended Budget	FY 2023/24 Activity During March	FY 2023/24 Year to Date Actual *	% of Budget	FY 2022/23 Actual*	% Change From Prior Year
101	**General Fund**							
4000	**Community Development Administration**							
501110	Salaries-Regular	$ 242,125	$ 236,115	$ 12,358	$ 117,045	49.57%	$ 103,314	13.29%
502100	Retirement Charges	42,145	41,685	2,604	24,694	59.24%	25,820	-4.36%
502105	Workers Comp Insurance	3,460	3,460	206	1,955	56.50%	1,901	2.84%
502110	Health/Life Insurance	20,225	19,945	893	7,179	35.99%	5,803	23.71%
502111	Medical In-Lieu Pay	4,200	2,315	57	304	13.13%	24	1166.67%
502115	Unemployment Insurance	425	425	-	113	26.59%	148	-23.65%
502120	Medicare/FICA	3,290	3,225	180	1,702	52.78%	1,471	15.70%
502130	Other Benefit Charges	30	30	11	105	350.00%	909	-88.45%
602110	Office Expense	2,500	2,500	-	2,364	94.56%	732	-222.95%
602120	Books/Periodicals	1,200	1,200	-	-	0.00%	14	-100.00%
607100	Membership/Dues	1,600	1,600	-	125	7.81%	-	100.00%
607115	Training	1,200	1,200	-	-	0.00%	-	0.00%
612105	Vehicle Replacement Charge	1,045	1,045	87	784	75.02%	724	8.29%
612115	Liability Insurance Charge	66,445	77,555	-	66,445	85.67%	48,358	37.40%
702100	Office Furniture	-	-	-	-	0.00%	217	-100.00%
4000	**Community Development Administration Total**	**389,890**	**392,300**	**16,396**	**222,815**	**56.80%**	**189,435**	**17.62%**
4100	**Planning**							
501110	Salaries-Regular	358,595	350,230	12,107	158,982	45.39%	144,838	9.77%
501115	Salaries-Overtime	1,200	1,200	-	521	43.42%	347	50.14%
501125	Salaries-Appointed	9,000	9,000	692	6,577	73.08%	6,300	4.40%
502100	Retirement	65,970	65,970	2,293	29,770	45.13%	35,432	-15.98%
502105	Workers Comp Insurance	5,635	5,635	202	2,655	47.12%	2,666	-0.41%
502110	Health/Life Insurance	51,160	51,160	1,678	20,161	39.41%	18,173	10.94%
502115	Unemployment Insurance	1,120	1,120	-	340	30.36%	518	34.36%

** = Actual data is reported through March.*

Community Development-Landavazo
March 2024 General Fund Expenditures (75% of year)

Acct. No.	Description	FY 2023/24 Adopted Budget	FY 2023/24 Amended Budget	FY 2023/24 Activity During March	FY 2023/24 Year to Date Actual *	% of Budget	FY 2022/23 Actual*	% Change From Prior Year
4100	**Planning, Continued**							
502120	Medicare/FICA	5,280	5,280	187	2,411	45.66%	2,189	10.14%
502111	Medical In-Lieu Pay	-	-	85	516	0.00%	450	14.67%
502130	Other Benefit Charges	805	805	11	143	17.76%	1,275	-88.78%
602110	Office Expense	-	-	-	-	0.00%	25	-100.00%
602115	Postage	500	500	430	571	114.20%	(2)	100.00%
602140	Materials & Supplies	-	-	-	-	0.00%	115	-100.00%
607100	Membership/Dues	1,200	1,200	-	120	10.00%	-	100.00%
607110	Travel/Conference/Meetings	8,200	8,200	-	300	3.66%	630	52.38%
607115	Training	1,050	1,050	-	495	47.14%	-	100.00%
608105	Professional Services	-	215,970	-	-	0.00%	11,083	-100.00%
608135	Microfilming	4,000	-	-	-	0.00%	-	0.00%
612105	Vehicle Replacement Charge	2,025	2,025	169	1,519	75.01%	1,402	8.35%
4100	**Planning Total**	**515,740**	**719,345**	**17,854**	**225,081**	**31.29%**	**225,441**	**-0.16%**
4200	**Building Regulation**							
501110	Salaries-Regular	138,300	54,520	4,289	40,439	74.17%	18,795	115.16%
501115	Salaries-Overtime	-	-	-	42	0.00%	12	250.00%
502100	Retirement	25,975	18,845	812	7,660	40.65%	4,450	72.13%
502105	Workers Comp Insurance	2,160	2,160	72	675	31.25%	346	95.09%
502110	Health/Life Insurance	22,625	1,255	105	889	70.84%	2,006	-55.68%
502111	Medical In-Lieu Pay	4,200	4,200	350	2,975	70.83%	416	615.14%
502115	Unemployment Insurance	450	450	-	126	28.00%	-	100.00%
502120	Medicare/FICA	2,030	835	67	630	75.45%	279	125.81%
502130	Other Benefit Charges	30	30	4	36	120.00%	165	-78.18%
602110	Office Expense	-	-	-	-	0.00%	95	-100.00%
602115	Postage	200	200	17	147	73.50%	120	22.50%

** = Actual data is reported through March.*

Community Development-Landavazo
March 2024 General Fund Expenditures (75% of year)

Acct. No.	Description	FY 2023/24 Adopted Budget	FY 2023/24 Amended Budget	FY 2023/24 Activity During March	FY 2023/24 Year to Date Actual *	% of Budget	FY 2022/23 Actual*	% Change From Prior Year
4200	**Building Regulation, Continued**							
602120	Books/Periodicals	1,000	1,000	-	-	0.00%	-	0.00%
607100	Membership/Dues	1,200	1,200	-	-	0.00%	-	0.00%
607110	Travel/Conference/Meetings	500	500	-	-	0.00%	-	0.00%
607115	Training	1,000	1,000	-	35	3.50%	-	100.00%
608115	Inspection Services	280,250	393,725	14,630	137,873	35.02%	-	100.00%
608120	Plan Checking Services	110,000	110,000	21,471	74,891	68.08%	-	100.00%
608135	Microfilming	4,000	-	-	-	0.00%	-	0.00%
611116	Payment to Other Agencies	2,250	2,250	-	1,229	54.62%	317	287.70%
612105	Vehicle Replacement Charge	6,020	6,020	502	4,515	75.00%	8,332	-45.81%
4200	**Building Regulation Total**	**602,190**	**598,190**	**42,319**	**272,162**	**45.50%**	**35,333**	**670.28%**
4400	**Economic Development**							
607100	Membership/Dues	2,000	2,000	-	319	15.95%	570	-44.04%
607115	Training	2,500	2,500	-	-	0.00%	-	0.00%
608100	Contractual Services	3,000	3,000	2,967	2,967	98.90%	-	100.00%
609100	Special Events	5,000	5,000	-	-	0.00%	-	0.00%
4400	**Economic Development Total**	**12,500**	**12,500**	**2,967**	**3,286**	**26.29%**	**707**	**364.78%**
101	***GENERAL FUND TOTAL***	***$ 1,520,320***	***$ 1,722,335***	***$ 79,536***	***$ 723,344***	***42.00%***	***$ 450,916***	***60.42%***
	TOTAL COMMUNITY DEVELOPMENT	***$ 1,520,320***	***$ 1,722,335***	***$ 79,536***	***$ 723,344***	***42.00%***	***$ 450,916***	***60.42%***

** = Actual data is reported through March.*

Community Service - Bobadilla
March 2024 General Fund Expenditures (75% of year)

Acct. No.	Description	FY 2023/24 Adopted Budget	FY 2023/24 Amended Budget	FY 2023/24 Activity During March	FY 2023/24 Year to Date Actual *	% of Budget	FY 2022/23 Actual*	% Change From Prior Year
101	**General Fund**							
5000	**Public Information Office**							
501110	Salaries-Regular	$ 87,480	$ 87,480	$ 6,695	$ 62,290	71.20%	$ 56,515	10.22%
502100	Retirement Charges	15,800	15,800	1,268	11,799	74.68%	13,971	-15.55%
502105	Workers Comp Insurance	1,340	1,340	112	1,040	77.61%	1,040	0.00%
502110	Health/Life Insurance	3,455	3,455	318	2,528	73.17%	2,282	10.78%
502111	Medical In-Lieu Pay	4,200	4,200	350	2,975	70.83%	2,975	0.00%
502115	Unemployment Insurance	280	280	-	157	56.07%	289	-45.67%
502120	Medicare/FICA	1,315	1,315	102	946	71.94%	863	9.62%
502130	Other Benefit Charges	20	20	6	(37)	-185.00%	497	-107.44%
602113	Social Media	2,500	2,500	194	1,104	44.16%	2,677	-58.76%
607100	Membership/Dues	250	250	-	275	110.00%	-	100.00%
608105	Professional Services	-	80,200	4,250	49,450	61.66%	-	100.00%
5000	**Public Information Office**	**116,640**	**196,840**	**13,295**	**132,527**	**67.33%**	**81,109**	**63.39%**
5100	**Community Services Administration**							
501110	Salaries-Regular	352,685	352,685	25,612	239,581	67.93%	213,488	12.22%
501120	Salaries-Part Time	23,185	23,185	7,466	16,891	72.85%	2,360	615.72%
502100	Retirement	68,035	68,035	5,760	53,965	79.32%	58,474	-7.71%
502105	Workers Comp Insurance	5,405	5,405	552	4,283	79.24%	4,003	6.99%
502110	Health/Life Insurance	31,020	31,020	2,926	23,005	74.16%	19,810	16.13%
502111	Medical In-Lieu Pay	6,600	6,600	523	4,665	70.68%	4,063	14.82%
502115	Unemployment Insurance	840	840	74	471	56.07%	413	14.04%
502120	Medicare/FICA	5,135	5,135	477	3,694	71.94%	3,067	20.44%
502130	Other Benefit Charges	190	325	30	231	71.08%	1,881	-87.72%
602100	Special Dept Expense	15,600	19,600	479	6,192	31.59%	8,137	-23.90%
602110	Office Expense	3,185	3,185	107	2,182	68.51%	2,491	-12.40%
602115	Postage	600	600	-	243	40.50%	489	-50.31%
607100	Membership/Dues	550	550	-	870	158.18%	55	1481.82%

** = Actual data is reported March.*

Community Service - Bobadilla
March 2024 General Fund Expenditures (75% of year)

Acct. No.	Description	FY 2023/24 Adopted Budget	FY 2023/24 Amended Budget	FY 2023/24 Activity During March	FY 2023/24 Year to Date Actual *	% of Budget	FY 2022/23 Actual*	% Change From Prior Year
5100	**Community Services Administration, Continued**							
607115	Training	6,135	6,135	-	1,213	19.77%	4,043	70.00%
603110	Building Maintenance	11,450	11,450	225	5,625	49.13%	6,400	-12.11%
609100	Special Events	71,600	82,850	14,085	45,602	55.04%	15,013	203.75%
612105	Vehicle Replacement Charge	14,025	14,025	1,169	10,519	75.00%	9,709	8.34%
612115	Liability Insurance Charge	44,160	51,545	-	44,160	85.67%	67,432	-34.51%
5100	**Community Services Administration Total**	**660,400**	**683,170**	**59,485**	**463,392**	**67.83%**	**421,328**	**9.98%**
5200	**Community Center Operations**							
501110	Salaries-Regular	39,300	69,610	4,974	36,574	52.54%	20,743	76.32%
501115	Salaries-Overtime	-	150	-	135	90.00%	-	100.00%
501120	Salaries-Part Time	61,140	37,350	1,573	16,335	43.73%	31,377	-47.94%
502100	Retirement	15,240	14,960	1,030	7,906	52.85%	7,629	3.63%
502105	Workers Comp Insurance	1,555	1,725	109	884	51.25%	959	-7.82%
502110	Health/Life Insurance	6,010	11,225	1,017	7,492	66.74%	3,236	131.52%
502111	Medical In-Lieu Pay	930	1,155	92	831	71.95%	1,879	-55.77%
502115	Unemployment Insurance	460	450	1	311	69.11%	245	26.94%
502120	Medicare/FICA	1,430	1,580	94	773	48.92%	783	-1.28%
502130	Other Benefit Charges	140	90	6	48	53.33%	198	-75.76%
602100	Special Dept Expense	4,000	4,000	217	2,343	58.58%	1,621	44.54%
602110	Office Expense	1,000	1,000	92	512	51.20%	522	-1.92%
603110	Building Maintenance	3,400	3,400	150	1,261	37.09%	2,254	-44.06%
608105	Professional Services	-	158,180	-	25,845	16.34%	-	100.00%
612105	Vehicle Replacement Charge	-	-	-	-	0.00%	296	-100.00%
5200	**Community Center Operations**	**134,605**	**304,875**	**9,355**	**101,250**	**33.21%**	**71,742**	**41.13%**
5300	**Park Operations**							
501110	Salaries-Regular	81,625	81,625	16,122	70,534	86.41%	57,448	22.78%
501115	Salaries-Overtime	-	2,500	230	2,135	85.40%	1,223	74.57%
501120	Salaries-Part Time	225,650	225,650	14,143	153,902	68.20%	94,871	62.22%

** = Actual data is reported March.*

Community Service - Bobadilla
March 2024 General Fund Expenditures (75% of year)

Acct. No.	Description	FY 2023/24 Adopted Budget	FY 2023/24 Amended Budget	FY 2023/24 Activity During March	FY 2023/24 Year to Date Actual *	% of Budget	FY 2022/23 Actual*	% Change From Prior Year
5300	**Park Operations , Continued**							
502100	Retirement	14,300	14,300	2,164	12,238	85.58%	13,994	-12.55%
502105	Workers Comp Insurance	4,685	4,685	505	3,748	80.00%	2,803	33.71%
502110	Health/Life Insurance	13,010	13,010	865	7,792	59.89%	7,230	7.77%
502111	Medical In-Lieu Pay	5,300	5,300	340	3,673	69.30%	1,964	87.02%
502115	Unemployment Insurance	2,685	2,685	211	1,173	43.69%	857	36.87%
502120	Medicare/FICA	4,445	4,445	447	3,338	75.10%	2,254	48.09%
502130	Other Benefit Charges	1,665	975	27	202	20.72%	553	-63.47%
602100	Special Dept Expense	4,000	4,000	878	2,153	53.83%	2,279	-5.53%
602110	Office Expense	3,000	3,000	82	552	18.40%	514	7.39%
5300	**Park Operations**	**360,365**	**362,175**	**36,014**	**261,440**	**72.19%**	**185,990**	**40.57%**
5400	**Senior Citizens Programs**							
501110	Salaries-Regular	19,650	-	-	-	0.00%	12,154	-100.00%
501120	Salaries-Part Time	46,455	46,455	3,796	37,972	81.74%	33,544	13.20%
502100	Retirement	3,575	2,130	-	-	0.00%	3,004	-100.00%
502105	Workers Comp Insurance	985	985	63	634	64.37%	841	-24.61%
502110	Health/Life Insurance	3,130	3,130	-	-	0.00%	1,827	-100.00%
502111	Medical In-Lieu Pay	960	960	92	877	91.35%	1,043	-15.92%
502115	Unemployment Insurance	415	415	29	220	53.01%	344	-36.05%
502120	Medicare/FICA	920	920	56	563	61.20%	678	-16.96%
502130	Other Benefit Charges	245	245	3	34	13.88%	124	-72.58%
609200	Senior Citizen Program	1,200	1,200	22	262	21.83%	932	-71.89%
5400	**Senior Citizens Programs**	**77,535**	**56,440**	**4,061**	**40,562**	**71.87%**	**54,491**	**-25.56%**
5500	**Recreation Programs**							
602110	Office Expense	1,200	1,200	4	295	24.58%	-	100.00%
602115	Postage	10,030	10,030	-	7,785	77.62%	10,334	-24.67%
602150	Recreation Brochure Mailing	30,600	30,600	-	20,407	66.69%	19,389	5.25%
608150	Contractual Recreation Program	63,400	63,400	-	43,809	69.10%	18,327	139.04%
5500	**Recreation Programs**	**105,230**	**105,230**	**4**	**72,296**	**68.70%**	**48,050**	**50.46%**
	TOTAL COMMUNITY SERVICES	***$ 1,454,775***	***$ 1,708,730***	***$ 122,214***	***$ 1,071,467***	***62.71%***	***$ 862,710***	***24.20%***

** = Actual data is reported March.*

Transfers to Other Funds-Bannigan
March 2024 General Fund Expenditures (75% of year)

Acct. No.	Description	FY 2023/24 Adopted Budget	FY 2023/24 Amended Budget	FY 2023/24 Activity During March	FY 2023/24 Year to Date Actual *	% of Budget	FY 2022/23 Actual*	% Change From Prior Year
101	**General Fund**							
1600	**Non-Departmental**							
800250	Transfer to FACT Grant	$ 46,865	$ 75,020	$ 6,807	$ 19,508	26.00%	$ 34,890	-44.09%
800251	Transfer to Senior Transportation Fund	9,420	1,420	-	69	4.86%	5,926	-98.84%
800280	Transfer to SCP Maintenance Fund	64,775	64,775	5,398	48,581	75.00%	44,400	9.42%
800305	Transfer to Capital Projects Fund	660,000	1,484,916	88,226	177,114	11.93%	-	100.00%
101	***GENERAL FUND TOTAL***	***$ 781,060***	***$ 1,626,131***	***$ 100,431***	***$ 245,272***	***15.08%***	***$ 85,216***	***187.82%***
	TOTAL TRANSFERS OUT	***$ 781,060***	***$ 1,626,131***	***$ 100,431***	***$ 245,272***	***15.08%***	***$ 85,216***	***187.82%***

** = Actual data is reported through March.*

ATTACHMENT C

Click here to return to the agenda.

City of Stanton
GENERAL FUND
DISCRETIONARY FUND BALANCE

	Balance 7/1/2023 (A)	Fiscal Year 2023/24 Increase (Decrease)	Adjustments	Projected Ending Balance 6/30/2024
GENERAL FUNDS				
General Fund (#101)				
Unassigned	$ 12,890,227	$ 3,557,932	$ -	$ 16,448,159
Reserve - Continuing Appropriations (Carryovers)	1,328,850	(1,328,850)	-	-
Reserve - Prepaid Items	150,708	(150,708)	-	-
Reserve - Economic Uncertainty (1)	6,100,000	-	-	6,100,000
Reserve - Emergency Disaster Continuity (1)	3,000,000	-	-	3,000,000
Reserve - Capital Improvement (1)	5,000,000	-	-	5,000,000
Reserve -Equipment and Maintenance (1)	150,000	-	-	150,000
Reserve -Technology Equipment (1)	150,000	-	-	150,000
Committed by Developer Agreements for Public Benefit/Public Facilities (2)	1,507,796	330,650	-	1,838,446
Committed by Developer Agreements for Beautification Projects (2)	190,000	50,000	-	240,000
Committed by Developer Agreements for Neighborhood Preservation (2)	108,000	6,000	-	114,000
Assigned for Special Projects (3)	4,975,672	(2,213,580)	-	2,762,092
Total General Fund	**35,551,253**	**251,444**	**-**	**35,802,697**
Transaction & Use Tax Fund (#102)				
Unassigned	868,256	(868,256)	-	-
Total Transaction & Use Tax Fund	**868,256**	**(868,256)**	**-**	**-**
TOTAL	**$ 36,419,509**	**$ (616,812)**	**$ -**	**$ 35,802,697**

Notes:

(A) - Per City's audited financial statements as of June 30, 2023.

(1) - Per City Council Reserve Policy adopted annually.

(2) - Pursuant to approved developer agreements, this amount represents public benefit fees the City received that should be used for the following projects relating to: public facilities, neighborhood preservation, and city beautification/enhancement.

(3) - Assigned by City Council on June 13, 2023.

Click here to return to the agenda.

HOUSING AUTHORITY FUND (#285)
March 2024 Revenues and Expenditures (75% of year)

Account No.	Description	FY 2023/24 Adopted Budget	FY 2023/24 Amended Budget	FY 2023/24 Activity During March	FY 2023/24 Year to Date Actual *	% of Budget	FY 2022/23 Actual *	% Change From Prior Year
REVENUES								
435100	Interest	$ 25,000	$ 275,000	$ 103,470	$ 292,202	106.26%	$ 171,595	70.29%
435110	Unrealized Gains/Losses	-	-	(4,735)	136,188	0.00%	43,441	213.50%
436140	Tina Way/Pacific Ave. Property Rent	620,000	650,000	50,973	476,517	73.31%	505,153	-5.67%
TOTAL REVENUES		***$ 645,000***	***$ 925,000***	***$ 149,708***	***$ 904,907***	***97.83%***	***$ 720,189***	***25.65%***
EXPENDITURES AND OTHER USES								
Salaries and Benefits								
501110	Salaries-Regular	142,795	143,680	9,981	93,687	65.21%	99,001	-5.37%
501115	Salaries-Overtime	-	-	-	-	0.00%	40	-100.00%
501120	Salaries-Part-Time	2,435	2,435	179	1,681	69.03%	1,405	19.64%
502100	Retirement	25,990	25,990	2,098	19,751	75.99%	26,435	-25.28%
502105	Workers' Compensation	2,160	2,160	170	1,593	73.75%	1,847	-13.75%
502110	Health/Life Insurance	14,425	14,210	1,581	10,854	76.38%	9,965	8.92%
502111	Medical in Lieu	470	645	38	198	30.70%	328	-39.63%
502115	Unemployment Insurance	250	250	14	149	59.60%	246	-39.43%
502120	Medicare/FICA	1,965	1,980	136	1,272	64.24%	1,341	-5.15%
502130	Other Benefits	30	70	9	86	122.86%	872	-90.14%
Total-Salaries and Benefits		**190,520**	**191,420**	**14,206**	**129,271**	**67.53%**	**141,480**	**-8.63%**
Maintenance and Operations								
602100	Special Dept Expense	500	500	-	174	34.80%	207	-15.94%
602115	Postage	500	100	-	28	28.00%	51	-45.10%
602130	Clothing	2,500	2,500	-	945	37.80%	2,937	-67.82%
602140	Materials and Supplies	2,500	2,500	124	2,080	83.20%	1,374	51.38%
604105	Utilities	60,000	60,000	4,380	39,356	65.59%	38,579	2.01%
607100	Membership Dues	4,800	4,800	-	-	0.00%	-	0.00%
607110	Travel/Conference/Meetings	1,000	1,000	-	-	0.00%	-	0.00%
607115	Training	2,500	2,500	-	-	0.00%	-	0.00%
608100	Contractual Services	23,000	16,260	1,124	12,798	78.71%	14,800	-13.53%
608105	Professional Services	328,875	477,565	45,422	262,895	55.05%	196,253	33.96%
610130	Tina Pacific Operating Expense (QMG)	243,825	206,475	1,481	126,187	61.11%	173,725	-27.36%

HOUSING AUTHORITY FUND (#285)
March 2024 Revenues and Expenditures (75% of year)

Account No.	Description	FY 2023/24 Adopted Budget	FY 2023/24 Amended Budget	FY 2023/24 Activity During March	FY 2023/24 Year to Date Actual *	% of Budget	FY 2022/23 Actual *	% Change From Prior Year
Maintenance and Operations , Continued								
610131	Bad Debt Expense (QMG)	40,000	75,505	8,888	57,505	76.16%	23,915	140.46%
610135	Relocation Assistance	40,000	4,283,000	114,359	321,112	7.50%	16,081	1896.84%
610230	Navigation Center (North SPA)	95,000	95,000	56,338	56,338	59.30%	-	100.00%
611110	O.C. Sanitation User Fee	24,000	24,295	-	24,292	99.99%	19,484	24.68%
Total-Maintenance and Operations		**869,000**	**5,252,000**	**232,116**	**903,710**	**17.21%**	**487,406**	**85.41%**
Allocated Charges								
612105	Vehicle Replacement Charge	12,305	12,305	1,025	9,229	75.00%	4,354	111.97%
612115	Liability Insurance Charge	8,690	19,215	1,601	14,411	75.00%	6,540	120.35%
612140	Information Technology Charge	19,215	10,145	-	8,690	85.66%	13,661	-36.39%
614205	Admin Overhead	20,980	20,980	1,929	16,946	80.77%	19,200	-11.74%
Total-Allocated Charges		**61,190**	**62,645**	**4,555**	**49,276**	**78.66%**	**43,755**	**12.62%**
Capital Outlay								
702100	Office Furniture	-	-	-	-	0.00%	218	-100.00%
760100	Demolition/Condemnation	100,000	-	-	-	0.00%	93,800	-100.00%
790100	Land Acquisition	-	-	-	-	0.00%	2,500,000	-100.00%
Total-Capital Outlay		**100,000**	**-**	**-**	**-**	**0.00%**	**2,594,018**	**-100.00%**
TOTAL EXPENDITURES		***$ 1,220,710***	***$ 5,506,065***	***$ 250,877***	***$ 1,082,257***	***19.66%***	***$ 3,266,659***	***-66.87%***
REVENUES OVER (UNDER) EXPENDITURES		***$ (575,710)***	***$ (4,581,065)***	***$ (101,169)***	***$ (177,350)***		***$ (2,546,470)***	

** = Actual data is reported through March.*

Housing Authority Fund (Fund 285) - Fund Balance Status

Available Fund Balance as of June 30, 2023	$ 9,838,500
Estimated increase (decrease) of fund balance during Fiscal Year 2023-24	(4,541,065)
Projected Available Fund Balance as of June 30, 2024	**$ 5,297,435**

Click here to return to the agenda.

CITY OF STANTON
FY 2023/24
STATUS OF CAPITAL IMPROVEMENT PROJECTS (CIP)
JULY 1, 2023 THROUGH MARCH 31, 2024

Task Code	Description	Adopted Budget 2023/24	FY 2022/23 Budget Carryover	Other Budget Adjustments	Amended Budget 2023/24	YTD Actual 2023/24	Encumbrances	% Spent (Includes Encumbrances)	Remaining Budget
Street Projects									
2022-102	Citywide Street Sign Replacement	$ -	$ 149,490	$ -	$ 149,490	$ -	$ 15,300	10.2%	$ 134,190
2023-101	Citywide Street Rehabilitation **(FY 2022/23)**	-	2,013,050	-	2,013,050	11,924	1,314,896	65.9%	686,230
2023-103	Catch Basin Connector Pipe Screen Installations **(FY 2022/23)**	-	69,935	7,000	76,935	43,690	31,160	97.3%	2,085
2024-101	Citywide Street Rehabilitation **(FY 2023/24)**	1,690,000	-	-	1,690,000	67,555	77,416	8.6%	1,545,029
2024-102	Cerritos Avenue Resurfacing	930,000	-	30,000	960,000	864,493	89,683	99.4%	5,824
Total Street Projects		**$ 2,620,000**	**$ 2,232,475**	**$ 37,000**	**$ 4,889,475**	**$ 987,662**	**$ 1,528,455**	**51.5%**	**$ 2,373,358**
Parks Projects									
2021-201	Park Master Plan	$ -	$ 8,306	$ -	$ 8,306	$ (1,954)	$ -	0.0%	$ 10,260
2022-201	Family Resource Center Improvements **(Phase 1)**	-	196,639	3,005	199,644	127,362	-	63.8%	72,282
2022-204	Norm Ross Sports Park	2,000,000	7,566,660	-	9,566,660	83,640	503,200	6.1%	8,979,820
2022-205	Replace Shade Structure at Stanton Central Park		58,360	-	58,360	735	47,245	82.2%	10,380
2022-206	Premier Park Renovation	840,000	764,875	-	1,604,875	10,858	19,158	1.9%	1,574,859
2022-820	Stanton Park Adult Fitness Equipment	90,000	84,090	-	174,090	49,050	36,840	49.3%	88,200
2022-833	Stanton Park Refresh	-	410,000	-	410,000	-	-	0.0%	410,000
2023-201	Family Resource Center Improvements **(Phase 2)**	150,000	203,055	10,004	363,059	100,249	13,990	31.5%	248,820
2024-601	Stanton Central Park Lighting Project	76,000	-	-	76,000	-	-	0.0%	76,000
Total Parks Projects		**$ 3,156,000**	**$ 9,291,985**	**$ 13,009**	**$ 12,460,994**	**$ 369,940**	**$ 620,433**	**7.9%**	**$ 11,470,621**
Sewer									
2022-301	Sewer Master Plan Update	$ -	$ 488,200	$ -	$ 488,200	$ 66,724	$ 418,001	99.3%	$ 3,475
2024-301	Annual Sewer Rehabilitation **(FY 2023/24)**	550,000	-	-	550,000	-	-	0.0%	550,000
Total Sewer		**$ 550,000**	**$ 488,200**	**$ -**	**$ 1,038,200**	**$ 66,724**	**$ 418,001**	**46.7%**	**$ 553,475**
Facilities									
2022-834	City Fire Alarm Upgrade Project	$ -	$ 173,015	$ -	$ 173,015	$ 69,957	$ 102,932	99.9%	$ 126
2022-839	ADA Transition Plan	-	33,595	-	33,595	18,570	14,325	97.9%	700
2023-603	Stanton Community Center Improvements	-	500,000	-	500,000	4,900	272,084	55.4%	223,016
Total Facilities		**$ -**	**$ 706,610**	**$ -**	**$ 706,610**	**$ 93,427**	**$ 389,341**	**68.3%**	**$ 223,842**
Storm Drain									
2024-801	Storm Drain Master Plan	$ 600,000	$ -	$ -	$ 600,000	$ 40,359	$ 553,498	99.0%	$ 6,143
2024-802	Stanford Avenue Storm Drain Repair	60,000	-	-	60,000	48,229	4,786	0.0%	6,985
Total Storm Drain		**$ 660,000**	**$ -**	**$ -**	**$ 660,000**	**$ 88,588**	**$ 558,284**	**98.0%**	**$ 13,128**

CITY OF STANTON
FY 2023/24
STATUS OF CAPITAL IMPROVEMENT PROJECTS (CIP)
JULY 1, 2023 THROUGH MARCH 31, 2024

Task Code	Description	Adopted Budget 2023/24	FY 2022/23 Budget Carryover	Other Budget Adjustments	Amended Budget 2023/24	YTD Actual 2023/24	Encumbrances	% Spent (Includes Encumbrances)	Remaining Budget
GRAND TOTAL		**$ 6,986,000**	**$ 12,719,270**	**$ 50,009**	**$ 19,755,279**	**$ 1,606,341**	**$ 3,514,514**	**25.9%**	**$ 14,634,424**
						-			
Funding Source									
101	General Fund Assigned Fund Balance	$ 660,000	$ 824,916	$ -	$ 1,484,916	$ 177,114	$ 675,541	57.4%	$ 632,261
211	Gas Tax Fund	638,710	286,240	207,000	1,131,950	11,560	298,385	27.4%	822,005
215	RMRA Fund	956,695	983,465	15,000	1,955,160	19,268	971,541	50.7%	964,351
220	Measure M Turnback Fund	824,595	906,770	15,000	1,746,365	924,705	235,159	66.4%	586,501
221	CDBG-CV Grant Fund	-	500,000	-	500,000	4,900	272,084	55.4%	223,016
227	Other Grants Fund	276,000	8,027,691	(189,996)	8,113,695	215,499	540,560	9.3%	7,357,636
305	Capital Projects Fund (Reserves)	-	89,360	3,005	92,365	31,735	47,245	85.5%	13,385
310	Park In-Lieu Fund	3,080,000	612,628	-	3,692,628	154,836	55,998	5.7%	3,481,794
501	Sewer Maintenance Fund	440,155	488,200	109,845	1,038,200	66,724	418,001	46.7%	553,475
502	Sewer Capital Improvement Fund	109,845	-	(109,845)	-	-	-	0.0%	-
GRAND TOTAL		**$ 6,986,000**	**$ 12,719,270**	**$ 50,009**	**$ 19,755,279**	**$ 1,606,341**	**$ 3,514,514**	**25.9%**	**$ 14,634,424**

CITY OF STANTON

REPORT TO CITY COUNCIL

TO: Honorable Mayor and Members of the City Council

DATE: May 14, 2024

SUBJECT: **APPROVAL OF FIRST AMENDMENT TO COOPERATIVE AGREEMENT WITH CITY OF GARDEN GROVE TO INCREASE REIMBURSEMENT TO THE CITY FOR THE FISCAL YEAR 2022/23 CITY WIDE STREET REHABILITATION PROJECT (TASK CODE 2023-101)**

REPORT IN BRIEF:

A portion of the intersection of Katella Avenue and Dale Avenue is within the City of Garden Grove's city limit. As such, the City entered into a Cooperative Agreement with the City of Garden Grove to establish construction costs for each city's portion of the project. Following bid opening and award of construction for the Project, an Amendment to the Cooperative Agreement is required to amend the compensation amount for the City of Garden Grove's portion from $7,690 to $60,500.

RECOMMENDED ACTION:

1. City Council find that the recommended actions are exempt from CEQA per Section15378(b)(5) [Project does not include]: organizational or administrative activities of governments that will not result in direct or indirect physical changes in the environment; and

2. Approve the First Amendment to the existing Cooperative Agreement with the City of Garden Grove; and

3. Authorize the City Manager to execute the First Amendment to the existing Cooperative Agreement with the City of Garden Grove.

BACKGROUND:

The project included a portion of the intersection of Katella Avenue and Dale Avenue that is within the City of Garden Grove's city limit. In order to fully rehabilitate the intersection, the City Engineer decided to include the City of Garden Grove's portion into the scope of work.

On August 22, 2024, a Cooperative Agreement with the City of Garden Grove and the City was approved for the Fiscal Year (FY) 22/23 Citywide Street Resurfacing Project. The cost estimate for the City of Garden Grove's portion was $7,690.

On February 27, 2024, the construction contract was awarded to Onyx Paving Company, Inc., as the lowest responsible and responsive bidder, in the amount of $1,151,000. The City's portion of the construction cost is $1,096,000 and the City of Garden Grove's portion of the construction cost is $55,000.

ANALYSIS/JUSTIFICATION:

The construction costs submitted by Onyx Paving, Inc. for work done within the City of Garden Grove's city limits exceed the estimated cost set forth in the Cooperative Agreement of $7,690. Therefore, an amendment to the Cooperative Agreement is required to increase the compensation for the work completed within the City of Garden Grove from $7,690 to $60,500, which includes a ten percent contingency.

On April 9, 2024, the City of Garden Grove's City Council approved the First Amendment.

FISCAL IMPACT:

The FY 2023/24 Adopted Budget includes funds for this Project (Task Code No. 2023-101). The City of Garden Grove will pay the City for work performed upon final approval by the City of Garden Grove.

ENVIRONMENTAL IMPACT:

The recommended actions are exempt from CEQA per Section 15378(b)(5) [Project does not include]: organizational or administrative activities of governments that will not result in direct or indirect physical changes in the environment.

LEGAL REVIEW:

The City Attorney has reviewed the Amendment as to form.

PUBLIC NOTIFICATION:

Public notice for this item was made through the regular agenda process.

STRATEGIC PLAN OBJECTIVE:

Obj. No. 3: Provide a quality infrastructure.

Prepared by: Han Sol Yoo, Associate Engineer
Reviewed by: Cesar Rangel P.E., Director of Public Works/City Engineer
Fiscal Impact Reviewed by: Michelle Bannigan, Finance Director
Approved by: Hannah Shin-Heydorn, City Manager

ATTACHMENTS:

A. First Amendment to Cooperative Agreement
B. Cooperative Agreement

DocuSign Envelope ID: DAC3169A-A4E5-4B11-9D89-27E169846BEF

FIRST AMENDMENT TO COOPERATIVE AGREEMENT BY AND BETWEEN THE CITY OF STANTON AND CITY OF GARDEN GROVE

This First Amendment to the Cooperative Agreement ("First Amendment") is made and entered into on this ___ day of _____, 2024 ("Effective Date"), by and between the City of Stanton, a California municipal corporation ("City"), and the City of Garden Grove ("Garden Grove"), a California municipal corporation. The City and Garden Grove are sometimes referred to in this First Amendment as the "Parties."

RECITALS

A. On August 22, 2023, the Parties executed the Cooperative Agreement ("Agreement") to share the costs of rehabilitating designated portions of the intersection at Katella Avenue and Dale Avenue located within the boundaries of their respective cities.

B. To reflect the increased scope of work for Garden Grove's portions of the Katella Avenue and Dale Avenue intersection, the Parties now desire to amend the terms of the Agreement to increase Garden Grove's financial contribution for rehabilitation costs from $7,690.00 to $60,500.00.

TERMS

The Parties agree to the following terms:

1. Recitals. The Recitals included at the beginning of this First Amendment are true and correct and are made a part of this First Amendment. The Agreement is incorporated herein by reference and attached hereto as Attachment "1" of this First Amendment. Capitalized terms herein which are not otherwise defined herein shall have the respective meanings ascribed thereto in the Agreement.

2. Compensation. The third paragraph of the Agreement's recitals is hereby amended to read as follows (additions made in underline and deletions made in ~~strikethrough~~):

> WHEREAS, GARDEN GROVE desires to have STANTON rehabilitate the GG PORTION of Katella Avenue and Dale Avenue in conjunction with the STANTON PORTION, collectively the "PROJECT", and STANTON is willing to do so. The exact location of the GARDEN GROVE is described in detail in the document attached hereto as Exhibit A, incorporated herein by this reference. The estimated cost of the GG PORTION, including a ten percent (10%) contingency, is ~~Seven Thousand Six Hundred Ninety~~ Sixty Thousand, Five Hundred Dollars ($ ~~7,690.00~~ 60,500.00) (the "Estimated Cost").

3. Remaining Provisions of Agreement. All terms, conditions, and other provisions of the Agreement, including all exhibits, not affected by this First Amendment, shall remain in full force and effect. If there is any conflict between the terms of this First Amendment and the Agreement, the provisions in this First Amendment shall govern.

DocuSign Envelope ID: DAC3169A-A4E5-4B11-9D89-27E169846BEF

4. Multiple Counterparts. This First Amendment may be executed in one or more counterparts, each of which is deemed an original, but all of which together constitute one and the same instrument.

[SIGNATURES ON FOLLOWING PAGE]

DocuSign Envelope ID: DAC3169A-A4E5-4B11-9D89-27E169846BEF

IN WITNESS WHEREOF, the Parties have executed this First Amendment to the Cooperative Agreement as of the Effective Date listed above.

CITY OF STANTON

By:_____
Hannah Shin-Heydorn
City Manager

ATTEST:

By:_____
Patricia Vazquez
City Clerk

APPROVED AS TO FORM:

By:_____
Best Best & Krieger LLP
City Attorney

DATE OF EXECUTION:

_____

CITY OF GARDEN GROVE

DocuSigned by:
1349D114C1D242E...
By:_____ 5/2/2024
Lisa Kim
City Manager, Garden Grove

ATTEST:

DocuSigned by:
Teresa Pomeroy
836DF295DAD44E7...
By:_____
Teresa Pomeroy
City Clerk, Garden Grove

APPROVED AS TO FORM:

DocuSigned by:
James Eggart
B7FBCC92FD4E43D...
By:_____
James Eggart
Assistant City Attorney, Garden Grove

DATE OF EXECUTION:

5/5/2024

COOPERATIVE AGREEMENT

THIS COOPERATIVE AGREEMENT ("Agreement"), dated this 22nd day of August, 2023, is made and entered into by and between the City of Stanton, a municipal corporation, hereinafter referred to as ***"STANTON"*** and the City of Garden Grove, a municipal corporation, hereinafter referred to as "***GARDEN GROVE***".

WITNESSETH:

WHEREAS, ***STANTON*** is contemplating the rehabilitation of the pavement surface of that portion of Katella Avenue and Dale Avenue intersection located in the City of Stanton, (hereinafter the ***"STANTON PORTION"***); and,

WHEREAS, there is a portion of Katella Avenue and Dale Avenue located within the boundaries of ***GARDEN GROVE*** (hereinafter "***GG PORTION***"); and,

WHEREAS, ***GARDEN GROVE*** desires to have ***STANTON*** rehabilitate the ***GG PORTION*** of Katella Avenue and Dale Avenue in conjunction with the ***STANTON PORTION***, collectively the ***"PROJECT",*** and ***STANTON*** is willing to do so. The exact location of the ***GARDEN GROVE*** is described in detail in the document attached hereto as Exhibit A, incorporated herein by this reference. The estimated cost of the ***GG PORTION,*** including a ten percent (10%) contingency, is **Seven Thousand Six Hundred Ninety Dollars ($ 7,690.00)** (the "Estimated Cost").

NOW, THEREFORE, in consideration of the following promises, covenants, and conditions, the parties hereto do agree as follows:

1. **DUTIES OF STANTON**

   a. Upon commencement of the ***PROJECT, STANTON*** shall include the ***GARDEN GROVE PORTION*** as a part of ***STANTON's*** public works project, prepare the request for bids, hire the lowest responsible bidder (the "Successful Contractor"), and oversee and administer the ***PROJECT*** in the ***GARDEN GROVE PORTION*** in the same manner and to the same extent as the ***STANTON PORTION,*** all in accordance with all applicable laws governing construction of public works by ***STANTON***, including, but not limited to, the California Environmental Quality Act, performance and labor-materialmen bonds, and laws governing public bidding and the payment of prevailing wages. If ***STANTON,*** in its sole discretion, determines not to proceed with the ***PROJECT*** at any time prior to commencement of actual work, this Agreement shall terminate with no further action required by either party. In the event the projected actual cost of the ***GG PORTION***, as reflected in the Successful Contractor's bid, exceeds the Estimated Cost by twenty percent (20%), ***STANTON*** shall not award a contract to the

City of Stanton Original

c. ***GARDEN GROVE*** shall provide its own inspection services for the ***GG PORTION*** of the work.

d. ***GARDEN GROVE*** agrees to fully cooperate with ***STANTON*** and the Successful Contractor in the prosecution of the work, traffic control, and any other matters required for completion of the ***PROJECT*** in the ***GG PORTION***.

e. ***GARDEN GROVE*** acknowledges that ***STANTON*** is not the contractor for the ***PROJECT*** and that ***STANTON*** does not warrant any work performed by the Successful Contractor. Notwithstanding the above, ***STANTON*** shall require the Successful Contractor to provide ***GARDEN GROVE*** with any and all warranties, insurance coverage, and indemnities and any other rights the Successful Contractor agrees to provide to ***STANTON*** under the construction contract and as provided by law.

f. In addition to the above, ***GARDEN GROVE*** also agrees to pay ***STANTON*** for all costs associated with any change orders pertaining to the ***GG PORTION,*** provided the change orders have been previously approved in writing by ***GARDEN GROVE's*** City Engineer.

3. **ENTIRE AGREEMENT**

This writing constitutes the entire agreement between the parties with respect to the subject matter hereof, and supersedes all oral or written representations or written agreements that may have been entered into between the parties. No modifications or revisions shall be of any force or effect, unless the same is in writing and executed by the parties hereto.

4. **ORDER OF PRECEDENCE**

In the event of an inconsistency in this Agreement and any of the attached Exhibit, the terms set forth in this Agreement shall prevail. If, and to the extent this Agreement incorporates by reference any provision of any document, such provision shall be deemed a part of this Agreement. Nevertheless, if there is any conflict among the terms and conditions of this Agreement and those of any such provision or provisions so incorporated by reference, this Agreement shall govern over the document referenced.

5. **ASSIGNMENT**

Neither ***STANTON*** nor ***GARDEN GROVE*** may assign or transfer its rights or obligations under this Agreement, or any part thereof, without the written consent of the other party.

City of Stanton Original

a) at the time of delivery if such communication is sent by personal delivery; b) at the time of transmission if such communication is sent by facsimile; and c) five (5) calendar days after deposit in the U.S. Mail as reflected by the official U.S. postmark if such communication is sent through regular United States mail.

11. EFFECTIVE DATE

The effective date of this Agreement shall be the latest date of execution hereinafter set forth opposite the names of the signatures hereto.

12. INDEMNITY

STANTON and ***GARDEN GROVE*** each hereby agrees to indemnify, defend, protect and hold harmless the other party, and its elected and appointed officials, officers, employees, representatives, volunteers, and agents from and against any and all claims (including, without limitation, claims for bodily injury, death or damage to property), demands, workers' compensation benefits, obligations, damages, actions, causes of action, suits, losses, judgments, fines, penalties, liabilities, costs and expenses of any kind or nature, arising from the activities of the indemnitor or its officers, agents, or employees on the ***PROJECT***, or any breach of contract, negligent acts, omissions or breach of law, or willful misconduct of the indemnitor, or its officers, agents, or employees arising out of the performance of, or failure to perform, any provisions of this Agreement. Neither party assumes liability for the acts or omissions of persons other than each party's respective officers, agents, or employees. In the event judgment is entered against both parties because of joint or concurrent negligence of both parties, or their officers, agents, or employees, an apportionment of liability to pay such judgment shall be made by a court of competent jurisdiction. The respective obligations of the parties pursuant to this Section shall survive expiration or earlier termination of this Agreement.

13. COOPERATION

In the event any claim or action is brought against ***STANTON*** relating to the performance rendered under this Agreement, ***GARDEN GROVE*** shall render any reasonable assistance and cooperation which ***STANTON*** might require.

14. COSTS

Each party shall bear its own costs and fees incurred in the preparation and negotiation of this Agreement and in the performance of its obligations hereunder except as expressly provided herein.

15. HEADINGS

Paragraphs and subparagraph headings contained in this Agreement are included solely for convenience and are not intended to modify, explain or to be a full or accurate description of the content thereof and shall not in any way affect the meaning or

City of Stanton Original

IN WITNESS WHEREOF, the parties hereto have caused this Agreement to be executed on the dates hereinafter respectively set forth.

CITY OF GARDEN GROVE,
a municipal corporation

By: _____
Lisa Kim, City Manager

ATTEST:

_____
Teresa Pomeroy, Garden Grove City Clerk

APPROVED AS TO FORM:

_____
Omar Sandoval,
Garden Grove City Attorney

DATE OF EXECUTION:

8/10/2023

CITY OF STANTON,
a municipal corporation

By: _____
Hanhah Shin-Heydorn, City Manager

ATTEST:

_____
Patricia Vazquez, Stanton City Clerk

CITY OF STANTON INCORPORATED JUNE 4 1956 CALIFORNIA

APPROVED AS TO FORM:

_____
Best Best & Krieger LLP,
Stanton City Attorney

DATE OF EXECUTION:

August 24, 2023

City of Stanton Original

CITY OF STANTON

REPORT TO CITY COUNCIL

TO: Honorable Mayor and Members of the City Council

DATE: May 14, 2024

SUBJECT: **APPROVAL OF FIRST AMENDMENT TO PROFESSIONAL SERVICES AGREEMENT WITH JOHN L. HUNTER & ASSOCIATES, INC. TO PROVIDE CONSULTING SERVICES RELATED TO NATIONAL POLLUTANT DISCHARGE ELIMINATION SYSTEM (NPDES) AND FATS, OILS AND GREASE (FOG) PROGRAM**

REPORT IN BRIEF:

At its meeting of June 8, 2021, the Council awarded a contract to John L. Hunter Associates, Inc. to provide environmental consulting services. The three-year contract, expiring on June 30, 2024, also provides for two optional one-year extensions. The proposed First Amendment presented for the Council's consideration exercises the first of the one-year extensions, extending the term of the Agreement to June 30, 2025 and increases the total compensation under the Agreement.

RECOMMENDED ACTION:

1. City Council find that the recommended actions are exempt from CEQA per Section15378(b)(5) [Project does not include]: organizational or administrative activities of governments that will not result in direct or indirect physical changes in the environment; and

2. Approve the First Amendment to the Professional Services Agreement with John L. Hunter & Associates, Inc. and allow the City Attorney to make minor edits as necessary prior to the execution of the Amendment; and

3. Authorize the City Manager to execute the First Amendment to the Professional Services Agreement with John L. Hunter & Associates, Inc.

BACKGROUND:

The City requires the services of a qualified professional to manage the NPDES and FOG programs. Management of these programs is a specialized field and therefore numerous small- to medium-sized cities contract out these services. A qualified consultant is crucial to the successful implementation of these programs as the requirements imposed by the regulatory agencies are continuously being revised.

ANALYSIS/JUSTIFICATION:

Staff continue to be satisfied with John L. Hunter Associates, Inc. (JLHA) services and depth of NPDES and FOG knowledge. The City has contracted with JLHA since 2007 and they have ensured the City's compliance through regulatory changes. If approved by the City Council, the First Amendment would extend the contract term through June 30, 2025. The annual cost for services will remain the same as the rates proposed in 2021 for a not-to-exceed amount of $99,850. The four-year contract's total not-to-exceed amount will increase to $399,400.

FISCAL IMPACT:

The Fiscal Year 2024-25 Operating Budget includes sufficient funds for NPDES and FOG program services (Account Nos. 101-3600-608155 and 501-3700-608110).

ENVIRONMENTAL IMPACT:

The recommended actions are exempt from CEQA per Section 15378(b)(5) [Project does not include]: organizational or administrative activities of governments that will not result in direct or indirect physical changes in the environment.

LEGAL REVIEW:

The City Attorney has reviewed the First Amendment as to form.

STRATEGIC PLAN OBJECTIVES ADDRESSED:

Obj. No. 3: Provide a quality infrastructure.
Obj. No. 4: Maintain and promote a responsive, high quality and transparent government.

PUBLIC NOTIFICATION:

Through the normal agenda process.

Prepared by: Cesar Rangel P.E., Director of Public Works/City Engineer
Fiscal Impact Reviewed by: Michelle Bannigan, Finance Director
Approved by: Hannah Shin-Heydorn, City Manager

ATTACHMENTS:

A. First Amendment to Professional Services Agreement
B. Original Agreement

CITY OF STANTON

FIRST AMENDMENT TO
PROFESSIONAL SERVICES AGREEMENT FOR ENVIRONMENTAL CONSULTING SERVICES

1. PARTIES AND DATE.

This First Amendment to the Professional Services Agreement for Environmental Consulting Services ("First Amendment") is entered into on the ___ day of _____, 2024, by and between the City of Stanton ("City") and John L. Hunter and Associates, Inc., a California corporation ("Consultant"). City and Consultant are sometimes collectively referred to herein as the "Parties."

2. RECITALS.

2.1 Agreement. The Parties entered into that certain Professional Services Agreement for Environmental Consulting Services dated June 8, 2021 ("Agreement").

2.2 First Amendment. The Parties now desire to amend the Agreement in order to extend the term of the Agreement and increase the total compensation under the Agreement.

3. TERMS.

3.1 Term. Section 3.1.2 of the Agreement is hereby amended in its entirety to read as follows:

> "The term of this Agreement shall be from June 8, 2021 to June 30, 2025 unless earlier terminated as provided herein. The City shall have the unilateral option, at its sole discretion, to renew this Agreement for one (1) additional one-year term at the same annual Agreement price."

3.2 Compensation. Section 3.3.1. of the Agreement is hereby amended in its entirety to read as follows:

> "Consultant shall receive compensation, including authorized reimbursements, for all Services rendered under the Agreement at the rates set forth in Exhibit "C" attached hereto and incorporated herein by reference. The total compensation shall not exceed Three Hundred Ninety-Nine Thousand Four Hundred Dollars ($399,400.00) without written approval of the City Council or City Manager, as applicable. Extra work may be authorized, as described below, and if authorized will be compensated at the rates and manner set forth in this Agreement."

3.3 Remaining Provisions of Agreement. Except as otherwise specifically set forth in this First Amendment, the remaining provisions of the Agreement shall remain in full force and effect.

IN WITNESS WHEREOF, the parties have executed this First Amendment on this ___

day of _____, 2024.

CITY OF STANTON

By:_____
Hannah Shin-Heydorn
City Manager

ATTEST:

By:_____
Patricia A. Vazquez
City Clerk

APPROVED AS TO FORM:

By:_____
Best Best & Krieger LLP
City Attorney

JOHN L. HUNTER AND ASSOCIATES, INC.

By:_____

By:_____

[If Corporation, TWO SIGNATURES, President OR Vice President AND Secretary or Treasure REQUIRED]

CITY OF STANTON
PROFESSIONAL SERVICES AGREEMENT
FOR
ENVIRONMENTAL CONSULTING SERVICES

1. PARTIES AND DATE.

This Agreement is made and entered into this 8th day of June, 2021, by and between the City of Stanton, a municipal organization organized under the laws of the State of California with its principal place of business at 7800 Katella Avenue, Stanton, California 90680 ("City") and John L. Hunter and Associates, Inc., a California corporation , with its principal place of business at 6131 Orangethorpe Ave., #300, Buena Park, California, 90620 ("Consultant"). City and Consultant are sometimes individually referred to herein as "Party" and collectively as "Parties."

2. RECITALS.

2.1 Consultant.

Consultant desires to perform and assume responsibility for the provision of professional environmental consultant services required by the City on the terms and conditions set forth in this Agreement. Consultant represents that it is experienced in providing professional environmental consultant services to public clients, is licensed in the State of California, and is familiar with the plans of City.

2.2 Project.

City desires to engage Consultant to render such services for the **Environmental Services** projects ("Project") as set forth in this Agreement.

3. TERMS.

3.1 Scope of Services and Term.

3.1.1 General Scope of Services. Consultant promises and agrees to furnish to the City all labor, materials, tools, equipment, services, and incidental and customary work necessary to fully and adequately supply the professional environmental consultant services necessary for the Project ("Services"). The Services are more particularly described in Exhibit "A" attached hereto and incorporated herein by reference. All Services shall be subject to, and performed in accordance with, this Agreement, the exhibits attached hereto and incorporated herein by reference, and all applicable local, state and federal laws, rules and regulations.

3.1.2 Term. The term of this Agreement shall be from **July 1, 2021** to **June 30, 2024** unless earlier terminated as provided herein. The City Manager shall have the unilateral option, at his or her sole discretion, to renew this Agreement annually for no more than two additional one-year terms. Consultant shall complete the Services within the term of this Agreement and shall meet any other established schedules and deadlines.

3.2 Responsibilities of Consultant.

3.2.1 Independent Contractors, Control and Payment of Subordinates; Independent Contractor. The Services shall be performed by Consultant or under its supervision. Consultant will determine the means, methods and details of performing the Services subject to the requirements of this Agreement. City retains Consultant on an independent contractor basis and not as an employee. Consultant shall complete, execute, and submit to City a Request for Taxpayer Identification Number and Certification (IRS FormW-9) prior to commencement of any Services under this Agreement. Consultant retains the right to perform similar or different services for others during the term of this Agreement. Any additional personnel performing the Services under this Agreement on behalf of Consultant shall also not be employees of City and shall at all times be under Consultant's exclusive direction and control. Neither City, nor any of its officials, officers, directors, employees or agents shall have control over the conduct of Consultant or any of Consultant's officers, employees, or agents, except as set forth in this Agreement. Consultant shall pay all wages, salaries, and other amounts due such personnel in connection with their performance of Services under this Agreement and as required by law. Consultant shall be responsible for all reports and obligations respecting such additional personnel, including, but not limited to: social security taxes, income tax withholding, unemployment insurance, disability insurance, and workers' compensation insurance.

3.2.2 Schedule of Services. Consultant shall perform the Services expeditiously, within the term of this Agreement, and in accordance with the Schedule of Services set forth in Exhibit "B" attached hereto and incorporated herein by reference. Consultant represents that it has the professional and technical personnel required to perform the Services in conformance with such conditions. In order to facilitate Consultant's conformance with the Schedule, City shall respond to Consultant's submittals in a timely manner. Upon request of City, Consultant shall provide a more detailed schedule of anticipated performance to meet the Schedule of Services.

3.2.3 Conformance to Applicable Requirements. All work prepared by Consultant shall be subject to the approval of City.

3.2.4 Substitution of Key Personnel. Consultant has represented to City that certain key personnel will perform and coordinate the Services under this Agreement. Should one or more of such personnel become unavailable, Consultant may substitute other personnel of at least equal competence upon written approval of City. In the event that City and Consultant cannot agree as to the substitution of key personnel, City shall be entitled to terminate this Agreement for cause. As discussed below, any personnel who fail or refuse to perform the Services in a manner acceptable to the City, or who are determined by the City to be uncooperative, incompetent, a threat to the adequate or timely completion of the Project or a threat to the safety of persons or property, shall be promptly removed from the Project by the Consultant at the request of the City. The key personnel for performance of this Agreement are as follows: **Cameron McCullough; Jillian Brickey.**

3.2.5 City's Representative. The City hereby designates the City Manager, or his or her designee, to act as its representative for the performance of this Agreement ("City's Representative"). City's Representative shall have the power to act on behalf of the City for all purposes under this Contract. The City Manager hereby designates **Director of Public Works/City Engineer**, or his or her designee, as the City's contact for the implementation of the

Services hereunder. Consultant shall not accept direction or orders from any person other than the City's Representative or his or her designee.

3.2.6 Consultant's Representative. Consultant hereby designates **Cameron McCullough or Jillian Brickey** or his or her designee, to act as its representative for the performance of this Agreement ("Consultant's Representative"). Consultant's Representative shall have full authority to represent and act on behalf of the Consultant for all purposes under this Agreement. The Consultant's Representative shall supervise and direct the Services, using his best skill and attention, and shall be responsible for all means, methods, techniques, sequences and procedures and for the satisfactory coordination of all portions of the Services under this Agreement.

3.2.7 Coordination of Services. Consultant agrees to work closely with City staff in the performance of Services and shall be available to City's staff, consultants and other staff at all reasonable times.

3.2.8 Standard of Care; Performance of Employees. Consultant shall perform all Services under this Agreement in a skillful and competent manner, consistent with the standards generally recognized as being employed by professionals in the same discipline in the State of California. Consultant represents and maintains that it is skilled in the professional calling necessary to perform the Services. Consultant warrants that all employees and subconsultants shall have sufficient skill and experience to perform the Services assigned to them. Finally, Consultant represents that it, its employees and subconsultants have all licenses, permits, qualifications and approvals of whatever nature that are legally required to perform the Services and that such licenses and approvals shall be maintained throughout the term of this Agreement. As provided for in the indemnification provisions of this Agreement, Consultant shall perform, at its own cost and expense and without reimbursement from the City, any services necessary to correct errors or omissions which are caused by the Consultant's failure to comply with the standard of care provided for herein. Any employee of the Consultant or its sub-consultants who is determined by the City to be uncooperative, incompetent, a threat to the adequate or timely completion of the Project, a threat to the safety of persons or property, or any employee who fails or refuses to perform the Services in a manner acceptable to the City, shall be promptly removed from the Project by the Consultant and shall not be re-employed to perform any of the Services or to work on the Project.

3.2.9 Laws and Regulations. Consultant shall keep itself fully informed of and in compliance with all local, state and federal laws, rules and regulations in any manner affecting the performance of the Project or the Services, including all Cal/OSHA requirements, and shall give all notices required by law. Consultant shall be liable for all violations of such laws and regulations in connection with Services. If the Consultant performs any work knowing it to be contrary to such laws, rules and regulations , Consultant shall be solely responsible for all costs arising therefrom. Consultant shall defend, indemnify and hold City, its officials, directors, officers, employees, agents and volunteers free and harmless, pursuant to the indemnification provisions of this Agreement, from any claim or liability arising out of any failure or alleged failure to comply with such laws, rules or regulations.

3.2.10 Insurance.

3.2.10.1 Time for Compliance. Consultant shall not commence Work under this Agreement until it has provided evidence satisfactory to the City that it has secured all insurance required under this section. In addition, Consultant shall not allow any subconsultant to commence work on any subcontract until it has provided evidence satisfactory to the City that the subconsultant has secured all insurance required under this section.

3.2.10.2 Types of Insurance Required. As a condition precedent to the effectiveness of this Agreement for work to be performed hereunder and without limiting the indemnity provisions of the Agreement, the Consultant in partial performance of its obligations under such Agreement, shall procure and maintain in full force and effect during the term of the Agreement, the following policies of insurance. If the existing policies do not meet the Insurance Requirements set forth herein, Consultant agrees to amend, supplement or endorse the policies to do so.

(a) Commercial General Liability: Commercial General Liability Insurance which affords coverage at least as broad as Insurance Services Office "occurrence" form CG 0001, with minimum limits of at least $1,000,000 per occurrence, and if written with an aggregate, the aggregate shall be double the per occurrence limit. Defense costs shall be paid in addition to the limits.

The policy shall contain no endorsements or provisions limiting coverage for (1) contractual liability; (2) cross liability exclusion for claims or suits by one insured against another; or (3) contain any other exclusion contrary to the Agreement.

(b) Automobile Liability Insurance: Automobile Liability Insurance with coverage at least as broad as Insurance Services Office Form CA 0001 covering "Any Auto" (Symbol 1) with minimum limits of $1,000,000 each accident.

(c) Contractors Pollution Liability: [Include only if there is a pollution liability exposure.]

Contractors Pollution Liability Insurance covering all of the contractor's operations to include onsite and offsite coverage for bodily injury (including death and mental anguish), property damage, defense costs and cleanup costs with minimum limits of $5 million per loss and $10 million total all losses. The policy shall contain no endorsements or provisions limiting contractual liability or coverage for cross liability of claims or suits by one insured against another.

If coverage is written on a claims-made basis, the retroactive date shall precede the effective date of the initial Agreement and continuous coverage will be maintained or an extended reporting

period will be exercised for a period of at least three (3) years from termination or expiration of this Agreement.

(d) Professional Liability: Professional Liability insurance with minimum limits of $1,000,000. Covered professional services shall specifically include all work to be performed under the Agreement and delete any exclusions that may potentially affect the work to be performed (for example, any exclusions relating to lead, asbestos, pollution, testing, underground storage tanks, laboratory analysis, soil work, etc.).

If coverage is written on a claims-made basis, the retroactive date shall precede the effective date of the initial Agreement and continuous coverage will be maintained or an extended reporting period will be exercised for a period of at least three (3) years from termination or expiration of this Agreement.

(e) Workers' Compensation: Workers' Compensation Insurance, as required by the State of California and Employer's Liability Insurance with a limit of not less than $1,000,000 per accident for bodily injury and disease.

3.2.10.3 Endorsements. Required insurance policies shall not be in compliance if they include any limiting provision or endorsement that has not been submitted to the City for approval.

(a) The policy or policies of insurance required by Section 3.2.10.2 (a) Commercial General Liability and (c) Contractor's Pollution Liability shall be endorsed to provide the following:

(1) Additional Insured: The City, its officials, officers, employees, agents, and volunteers shall be additional insureds with regard to liability and defense of suits or claims arising out of the performance of the Agreement.

Additional Insured Endorsements shall not (1) be restricted to "ongoing operations"; (2) exclude "contractual liability"; (3) restrict coverage to "sole" liability of Consultant; or (4) contain any other exclusions contrary to the Agreement.

(2) Cancellation: Required insurance policies shall not be canceled or the coverage reduced until a thirty (30) day written notice of cancellation has been served upon the City except ten (10) days shall be allowed for non-payment of premium.

(b) The policy or policies of insurance required by Section 3.2.10.2 (b) Automobile Liability and (d) Professional Liability shall be endorsed to provide the following:

(1) Cancellation: Required insurance policies shall not be canceled or the coverage reduced until a thirty (30) day written notice of cancellation has been served upon the City except ten (10) days shall be allowed for non-payment of premium.

(c) The policy or policies of insurance required by Section 3.2.10.2 (e) Workers' Compensation shall be endorsed to provide the following:

(1) Waiver of Subrogation: A waiver of subrogation stating that the insurer waives all rights of subrogation against the indemnified parties.

(2) Cancellation: Required insurance policies shall not be canceled or the coverage reduced until a thirty (30) day written notice of cancellation has been served upon the City except ten (10) days shall be allowed for non-payment of premium.

3.2.10.4 Primary and Non-Contributing Insurance. All insurance coverages shall be primary and any other insurance, deductible, or self-insurance maintained by the indemnified parties shall not contribute with this primary insurance. Policies shall contain or be endorsed to contain such provisions.

3.2.10.5 Waiver of Subrogation. Required insurance coverages shall not prohibit Consultant from waiving the right of subrogation prior to a loss. Consultant shall waive all subrogation rights against the indemnified parties. Policies shall contain or be endorsed to contain such provisions.

3.2.10.6 Deductible. Any deductible or self-insured retention must be approved in writing by the City and shall protect the indemnified parties in the same manner and to the same extent as they would have been protected had the policy or policies not contained a deductible or self-insured retention.

3.2.10.7 Evidence of Insurance. The Consultant, concurrently with the execution of the Agreement, and as a condition precedent to the effectiveness thereof, shall deliver either certified copies of the required policies, or original certificates and endorsements on forms approved by the City. The certificates and endorsements for each insurance policy shall be signed by a person authorized by that insurer to bind coverage on its behalf. At least fifteen (15 days) prior to the expiration of any such policy, evidence of insurance showing that such insurance coverage has been renewed or extended shall be filed with the City. If such coverage is cancelled or reduced, Consultant shall, within ten (10) days after receipt of written notice of such cancellation or reduction of coverage, file with the City evidence of insurance showing that the required

insurance has been reinstated or has been provided through another insurance company or companies.

3.2.10.8 Failure to Maintain Coverage. Consultant agrees to suspend and cease all operations hereunder during such period of time as the required insurance coverage is not in effect and evidence of insurance has not been furnished to the City. The City shall have the right to withhold any payment due Consultant until Consultant has fully complied with the insurance provisions of this Agreement.

In the event that the Consultant's operations are suspended for failure to maintain required insurance coverage, the Consultant shall not be entitled to an extension of time for completion of the Services because of production lost during suspension.

3.2.10.9 Acceptability of Insurers. Each such policy shall be from a company or companies with a current A.M. Best's rating of no less than A:VII and authorized to do business in the State of California, or otherwise allowed to place insurance through surplus line brokers under applicable provisions of the California Insurance Code or any federal law.

3.2.10.10 Insurance for Subconsultants. All Subconsultants shall be included as additional insureds under the Consultant's policies, or the Consultant shall be responsible for causing Subconsultants to purchase the appropriate insurance in compliance with the terms of these Insurance Requirements, including adding the City as an Additional Insured to the Subconsultant's policies.

3.2.11 Safety. Consultant shall execute and maintain its work so as to avoid injury or damage to any person or property. In carrying out its Services, the Consultant shall at all times be in compliance with all applicable local, state and federal laws, rules and regulations, and shall exercise all necessary precautions for the safety of employees appropriate to the nature of the work and the conditions under which the work is to be performed. Safety precautions as applicable shall include, but shall not be limited to: (A) adequate life protection and life-saving equipment and procedures; (B) instructions in accident prevention for all employees and subconsultants, such as safe walkways, scaffolds, fall protection ladders, bridges, gang planks, confined space procedures, trenching and shoring, equipment and other safety devices, equipment and wearing apparel as are necessary or lawfully required to prevent accidents or injuries; and (C) adequate facilities for the proper inspection and maintenance of all safety measures.

3.3 Fees and Payments.

3.3.1 Compensation. Consultant shall receive compensation, including authorized reimbursements, for all Services rendered under this Agreement at the rates set forth in Exhibit "C" attached hereto and incorporated herein by reference. The total compensation shall not exceed **Two Hundred Ninety-nine Thousand Five Hundred Fifty Dollars ($299,550.00)** without written approval of the City Manager or City Council, as applicable. Extra Work may be authorized, as described below, and if authorized, will be compensated at the rates and manner set forth in this Agreement.

3.3.2 Payment of Compensation.

Consultant shall submit to City a monthly itemized statement which indicates work completed and hours of Services rendered by Consultant. The statement shall describe the amount of Services and supplies provided since the initial commencement date, or since the start of the subsequent billing periods, as appropriate, through the date of the statement. City shall, within 45 days of receiving such statement, review the statement and pay all approved charges thereon.

3.3.3 Reimbursement for Expenses. Consultant shall not be reimbursed for any expenses unless authorized in writing by City.

3.3.4 Extra Work. At any time during the term of this Agreement, City may request that Consultant perform Extra Work. As used herein, "Extra Work" means any work which is determined by City to be necessary for the proper completion of the Project, but which the Parties did not reasonably anticipate would be necessary at the execution of this Agreement. Consultant shall not perform, nor be compensated for, Extra Work without written authorization from the City. The City Manager is authorized to approve Extra Work in an amount not to exceed ten percent (10%) of the total compensation, or **Twenty Nine Thousand Nine Hundred and Fifty Five Dollars ($29,955).**

3.3.5 Prevailing Wages. Consultant is aware of the requirements of California Labor Code Section 1720, et seq., and 1770, et seq., as well as California Code of Regulations, Title 8, Section 16000, et seq., ("Prevailing Wage Laws"), which require the payment of prevailing wage rates and the performance of other requirements on "public works" and "maintenance" projects. If the Services are being performed as part of an applicable "public works" or "maintenance" project, as defined by the Prevailing Wage Laws, and if the total compensation is $1,000 or more, Consultant agrees to fully comply with such Prevailing Wage Laws. City shall provide Consultant with a copy of the prevailing rates of per diem wages in effect at the commencement of this Agreement. Consultant shall make copies of the prevailing rates of per diem wages for each craft, classification or type of worker needed to execute the Services available to interested parties upon request, and shall post copies at the Consultant's principal place of business and at the project site. It is the intent of the parties to effectuate the requirements of sections 1771, 1774, 1775, 1776, 1777.5, 1813, and 1815 of the Labor Code within this Agreement, and Consultant shall therefore comply with such Labor Code sections to the fullest extent required by law. Consultant shall defend, indemnify and hold the City, its elected officials, officers, employees, agents and volunteers free and harmless from any claim or liability arising out of any failure or alleged failure to comply with the Prevailing Wage Laws.

3.4 Accounting Records.

3.4.1 Maintenance and Inspection. Consultant shall maintain complete and accurate records with respect to all costs and expenses incurred under this Agreement. All such records shall be clearly identifiable. Consultant shall allow a representative of City during normal business hours to examine, audit, and make transcripts or copies of such records and any other documents created pursuant to this Agreement. Consultant shall allow inspection of all work, data, documents, proceedings, and activities related to the Agreement for a period of three (3) years from the date of final payment under this Agreement.

3.5 General Provisions.

3.5.1 Termination of Agreement.

3.5.1.1 Grounds for Termination. City may, by written notice to Consultant, terminate the whole or any part of this Agreement at any time and without cause by giving written notice to Consultant of such termination, and specifying the effective date thereof, at least seven (7) days before the effective date of such termination. Upon termination, Consultant shall be compensated only for those services which have been adequately rendered to City, and Consultant shall be entitled to no further compensation. Consultant may not terminate this Agreement except for cause.

3.5.1.2 Effect of Termination. If this Agreement is terminated as provided herein, City may require Consultant to provide all finished or unfinished Documents and Data and other information of any kind prepared by Consultant in connection with the performance of Services under this Agreement. Consultant shall be required to provide such document and other information within fifteen (15) days of the request.

3.5.1.3 Additional Services. In the event this Agreement is terminated in whole or in part as provided herein, City may procure, upon such terms and in such manner as it may determine appropriate, services similar to those terminated.

3.5.2 Delivery of Notices. All notices permitted or required under this Agreement shall be given to the respective parties at the following address, or at such other address as the respective parties may provide in writing for this purpose:

Consultant:

John L. Hunter and Associates, Inc.
6131 Orangethorpe Ave # 350
Buena Park, Ca 90620
Attn: Cameron McCullough

City:

City of Stanton
7800 Katella Avenue
Stanton, CA 90680
Attn: **Public Works**

Such notice shall be deemed made when personally delivered or when mailed, forty-eight (48) hours after deposit in the U.S. Mail, first class postage prepaid and addressed to the party at its applicable address. Actual notice shall be deemed adequate notice on the date actual notice occurred, regardless of the method of service.

3.5.3 Ownership of Materials and Confidentiality.

3.5.3.1 Documents & Data; Licensing of Intellectual Property. This Agreement creates a non-exclusive and perpetual license for City to copy, use, modify, reuse, or

sublicense any and all copyrights, designs, and other intellectual property embodied in plans, specifications, studies, drawings, estimates, and other documents or works of authorship fixed in any tangible medium of expression, including but not limited to, physical drawings or data magnetically or otherwise recorded on computer diskettes, which are prepared or caused to be prepared by Consultant under this Agreement ("Documents & Data"). Consultant shall require all subconsultants to agree in writing that City is granted a non-exclusive and perpetual license for any Documents & Data the subconsultant prepares under this Agreement. Consultant represents and warrants that Consultant has the legal right to license any and all Documents & Data. Consultant makes no such representation and warranty in regard to Documents & Data which were prepared by design professionals other than Consultant or provided to Consultant by the City. City shall not be limited in any way in its use of the Documents and Data at any time, provided that any such use not within the purposes intended by this Agreement shall be at City's sole risk.

3.5.3.2 Confidentiality. All ideas, memoranda, specifications, plans, procedures, drawings, descriptions, computer program data, input record data, written information, and other Documents and Data either created by or provided to Consultant in connection with the performance of this Agreement shall be held confidential by Consultant. Such materials shall not, without the prior written consent of City, be used by Consultant for any purposes other than the performance of the Services. Nor shall such materials be disclosed to any person or entity not connected with the performance of the Services or the Project. Nothing furnished to Consultant which is otherwise known to Consultant or is generally known, or has become known, to the related industry shall be deemed confidential. Consultant shall not use City's name or insignia, photographs of the Project, or any publicity pertaining to the Services or the Project in any magazine, trade paper, newspaper, television or radio production or other similar medium without the prior written consent of City.

3.5.3.3 Confidential Information. The City shall refrain from releasing Consultant's proprietary information ("Proprietary Information") unless the City's legal counsel determines that the release of the Proprietary Information is required by the California Public Records Act or other applicable state or federal law, or order of a court of competent jurisdiction, in which case the City shall notify Consultant of its intention to release Proprietary Information. Consultant shall have five (5) working days after receipt of the Release Notice to give City written notice of Consultant's objection to the City's release of Proprietary Information. Consultant shall indemnify, defend and hold harmless the City, and its officers, directors, employees, and agents from and against all liability, loss, cost or expense (including attorney's fees) arising out of a legal action brought to compel the release of Proprietary Information. City shall not release the Proprietary Information after receipt of the Objection Notice unless either: (1) Consultant fails to fully indemnify, defend (with City's choice of legal counsel), and hold City harmless from any legal action brought to compel such release; and/or (2) a final and non-appealable order by a court of competent jurisdiction requires that City release such information.

3.5.4 Cooperation; Further Acts. The Parties shall fully cooperate with one another, and shall take any additional acts or sign any additional documents as may be necessary, appropriate or convenient to attain the purposes of this Agreement.

3.5.5 Attorney's Fees. If either party commences an action against the other party, either legal, administrative or otherwise, arising out of or in connection with this Agreement,

the prevailing party in such litigation shall be entitled to have and recover from the losing party reasonable attorney's fees and all other costs of such action.

3.5.6 Indemnification.

To the fullest extent permitted by law, Consultant shall defend (with counsel of City's choosing), indemnify and hold the City, its officials, officers, employees, volunteers and agents free and harmless from any and all claims, demands, causes of action, costs, expenses, liability, loss, damage or injury of any kind, in law or equity, to property or persons, including wrongful death, in any manner arising out of, pertaining to, or incident to any alleged acts, errors or omissions, or willful misconduct of Consultant, its officials, officers, employees, subcontractors, consultants or agents in connection with the performance of the Consultant's Services, the Project or this Agreement, including without limitation the payment of all damages, expert witness fees and attorneys fees and other related costs and expenses. Consultant's obligation to indemnify shall not be restricted to insurance proceeds, if any, received by the Consultant or the City, its officials, officers, employees, agents or volunteers.

If Consultant's obligation to defend, indemnify, and/or hold harmless arises out of Consultant's performance as a "design professional" (as that term is defined under Civil Code section 2782.8), then, and only to the extent required by Civil Code section 2782.8, which is fully incorporated herein, Consultant's indemnification obligation shall be limited to claims that arise out of, pertain to, or relate to the negligence, recklessness, or willful misconduct of the Consultant, and, upon Consultant obtaining a final adjudication by a court of competent jurisdiction, Consultant's liability for such claim, including the cost to defend, shall not exceed the Consultant's proportionate percentage of fault.

The obligation to indemnify, as provided herein, shall survive the termination or expiration of this Agreement.

3.5.7 Entire Agreement. This Agreement contains the entire Agreement of the parties with respect to the subject matter hereof, and supersedes all prior negotiations, understandings or agreements. This Agreement may only be modified by a writing signed by both parties.

3.5.8 Governing Law. This Agreement shall be governed by the laws of the State of California. Venue shall be in Orange County.

3.5.9 Time of Essence. Time is of the essence for each and every provision of this Agreement.

3.6 City's Right to Employ Other Consultants. City reserves right to employ other consultants in connection with this Project.

3.7 Successors and Assigns. This Agreement shall be binding on the successors and assigns of the parties.

3.8 Assignment or Transfer. Consultant shall not assign, hypothecate, or transfer, either directly or by operation of law, this Agreement or any interest herein without the prior

written consent of the City. Any attempt to do so shall be null and void, and any assignees, hypothecates or transferees shall acquire no right or interest by reason of such attempted assignment, hypothecation or transfer.

3.9 Construction; References; Captions. Since the Parties or their agents have participated fully in the preparation of this Agreement, the language of this Agreement shall be construed simply, according to its fair meaning, and not strictly for or against any Party. Any term referencing time, days or period for performance shall be deemed calendar days and not work days. All references to Consultant include all personnel, employees, agents, and subconsultants of Consultant, except as otherwise specified in this Agreement. All references to City include its elected officials, officers, employees, agents, and volunteers except as otherwise specified in this Agreement. The captions of the various articles and paragraphs are for convenience and ease of reference only, and do not define, limit, augment, or describe the scope, content, or intent of this Agreement.

3.10 Amendment; Modification. No supplement, modification, or amendment of this Agreement shall be binding unless executed in writing and signed by both Parties.

3.11 Waiver. No waiver of any default shall constitute a waiver of any other default or breach, whether of the same or other covenant or condition. No waiver, benefit, privilege, or service voluntarily given or performed by a Party shall give the other Party any contractual rights by custom, estoppel, or otherwise.

3.12 No Third Party Beneficiaries. There are no intended third party beneficiaries of any right or obligation assumed by the Parties.

3.13 Invalidity; Severability. If any portion of this Agreement is declared invalid, illegal, or otherwise unenforceable by a court of competent jurisdiction, the remaining provisions shall continue in full force and effect.

3.14 Prohibited Interests. Consultant maintains and warrants that it has not employed nor retained any company or person, other than a bona fide employee working solely for Consultant, to solicit or secure this Agreement. Further, Consultant warrants that it has not paid nor has it agreed to pay any company or person, other than a bona fide employee working solely for Consultant, any fee, commission, percentage, brokerage fee, gift or other consideration contingent upon or resulting from the award or making of this Agreement. For breach or violation of this warranty, City shall have the right to rescind this Agreement without liability. For the term of this Agreement, no member, officer or employee of City, during the term of his or her service with City, shall have any direct interest in this Agreement, or obtain any present or anticipated material benefit arising therefrom.

3.15 Equal Opportunity Employment. Consultant represents that it is an equal opportunity employer and it shall not discriminate against any subconsultant, employee or applicant for employment because of race, religion, color, national origin, handicap, ancestry, sex or age. Such non-discrimination shall include, but not be limited to, all activities related to initial employment, upgrading, demotion, transfer, recruitment or recruitment advertising, layoff or termination. Consultant shall also comply with all relevant provisions of City's Minority

Business Enterprise program, Affirmative Action Plan or other related programs or guidelines currently in effect or hereinafter enacted.

3.16 **Labor Certification.** By its signature hereunder, Consultant certifies that it is aware of the provisions of Section 3700 of the California Labor Code which require every employer to be insured against liability for Worker's Compensation or to undertake self-insurance in accordance with the provisions of that Code, and agrees to comply with such provisions before commencing the performance of the Services.

3.17 **Authority to Enter Agreement.** Consultant has all requisite power and authority to conduct its business and to execute, deliver, and perform the Agreement. Each Party warrants that the individuals who have signed this Agreement have the legal power, right, and authority to make this Agreement and bind each respective Party.

3.18 **Counterparts.** This Agreement may be signed in counterparts, each of which shall constitute an original.

3.19 **Declaration of Political Contributions.** Consultant shall, throughout the term of this Agreement, submit to City an annual statement in writing declaring any political contributions of money, in-kind services, or loan made to any member of the City Council within the previous twelve-month period by the Consultant and all of Consultant's employees, including any employee(s) that Consultant intends to assign to perform the Services described in this Agreement.

3.20 **Subcontracting.**

3.20.1 Prior Approval Required. Consultant shall not subcontract any portion of the work required by this Agreement, except as expressly stated herein, without prior written approval of City. Subcontracts, if any, shall contain a provision making them subject to all provisions stipulated in this Agreement.

IN WITNESS WHEREOF, the parties have executed this Professional Services Agreement on this 8th day of June, 2021.

CITY OF STANTON

By: David J. Shawver
David J. Shawver
Mayor

[INSERT NAME OF CONSULTANT]

By: Cameron McCullough
Name: Cameron McCullough
Title: Vice President

[If Corporation, TWO SIGNATURES, President **OR** Vice President **AND** Secretary, **AND** CORPORATE SEAL OF CONSULTANT REQUIRED]

ATTEST:

By: Patricia Vazquez
City Clerk

By: Billian Brickey
Secretary

APPROVED AS TO FORM:

By:
Best Best & Krieger LLP
City Attorney

55414.00000\33996912.1

EXHIBIT "A"

SCOPE OF SERVICES

A. NPDES MS4 Program Assistance

Services includes ensuring that the City's National Pollution Discharge Elimination System (NPDES) Municipal Separate Storm Sewer System (MS4) permit requirements are complied with, including total maximum daily load (TMDL) implementation, water pollution prevention programs, and the City's stormwater pollution prevention ordinance. Responsibilities include coordinating the City's NPDES MS4 program, serving as a main liaison with the Regional Water Quality Control Board and the Countyof Orange, overseeing the City's NPDES MS4 program, and attend various countywide meetings. Other specific tasks include, but are not limited to:

1. **Program Administration**
   a. Program updates and correspondence.
      - Provide Program status updates and hold update meetings. Represent the City at various regulatory compliance meetings. Meetings include but are not limited to: NPDES General Permittee Meetings, Anaheim Bay/Huntington Harbor Watershed Meetings, North Orange County Watershed Management Area Management Committee Meetings, Local Implementation Plan/Program Effectiveness Assessment Sub-Committee Meetings, NPDES Legal/Regulatory Advisory Sub-Committee Meetings, Trash and Debris Task Force Meeting Public Education Sub-Committee Meetings, NPDES Technical Advisory Committee Meetings, NPDES Inspection Sub-Committee Meetings, and, as-needed Regional Board Meetings. **Assume three 2-hour meetings per month.**
      - Act as liaison with various environmentally related resource agencies as it relates to public and private projects within the city.

   b. Technical assistance. Be aware, train, and update City staff regarding new technologies, changing mandates, regulations, and NPDES items. Consultant will be knowledgeable of NPDES legislation and recommend implementation of program elements as necessary and required to comply with NPDES regulations.

2. **Compliance Planning**. Assist with planning, implementing, and reporting for TMDLs and for statewide pollutant provisions. Assess compliance with TMDLs as well as statewide pollutant provisions. Recommend compliance actions and assist in their implementation.

3. **Program Funding**
   a. Apply for applicable grant funding opportunities. Grant funding opportunities may include but not limited to OCTA M2 Tier 1 Grants. **Assume 20 hours of assistance per year.**
   b. Assist in developing and administering Program fees, budgets, and cost share agreements.

4. **Training.**
   a. Hold annual NPDES MS4 training for City staff.
   b. Obtain proper and pertinent training by attending County-wide training. County-wide training includes but is not limited to: WQMP and Hydromodification Model Training, Stormwater Program Manager Training, Illegal Discharge and Illicit Connection Training, Commercial/Industrial/Municipal Inspector Training, and Post- Construction Inspection Training. **Assume 8 hours of County-wide training per year.**

5. **Capital Projects and Programs**
   a. Provide as-needed assistance in selecting, developing, and implementing any NPDES elements of capital projects.
   b. Conduct maintenance inspections for City-owned post-construction BMPs. **Assume 1 inspection per year.**
   c. Assist City staff in receiving and terminating coverage under the NPDES Construction General Permit and other applicable NPDES permits.

6. **Planning and Land Development**
   a. Review and approve submittals of Water Quality Management Plans (WQMPs), Non-Priority Water Quality Management Plans, Stormwater Pollution Prevention Plans, and Water Pollution Control Plans for City and private development projects. **Assume 10 WQMPs, each requiring 3 reviews to approval, for a total of 30 reviews.**
   b. Review/plan check project plans, specifications, and other documents for compliance with storm water regulations.
   c. Collaborate and confer with developers, contractors and engineers on water quality issues related to grading plans and encroachment permits.
   d. Conduct post-construction BMP verification and maintenance inspections. **Assume 2 verification inspections per year, and 15 maintenance inspections per year.**

7. **Construction.** Conduct routine stormwater quality inspections for construction sites that require NPDES Permit coverage and provide as-needed inspection assistance for construction sites that do not require coverage. Work with public works staff, building inspectors, and code enforcement officers to bring NPDES issues into compliance. **Assume 30 inspections, 15 follow-up inspections, and 5 enforcement notices per year.**

8. **Industrial/commercial and Municipal Facilities**
   a. Conduct routine stormwater quality inspections for commercial, industrial, and municipal facilities. Work with public works staff and code enforcement officers to bring NPDES issues into compliance. Routine inspections also include following-up for facilities referred to by Orange County Health Care Agency, and Orange County Pollution Prevention Hotline. **Assume 100 inspections, 20 follow-up inspections, and 5 enforcement notices per year.**
   b. Assist as-needed with the implementation of SB-205.

9. **Investigations.** Respond as needed to emergency spills and properly document the incidents, including illicit connections and illegal discharges. Communicate with appropriate parties to mitigate incidences and maintaintracking system of all complaints, investigations, and correspondence. Work with code enforcement officers to bring NPDES issues into compliance. **Assume 4 investigations and 4 follow-up inspections per year.**

10. **Public Outreach**
    a. Provide pollution prevention educational materials for distribution and content for internet-based platforms. **Assume $500 in material purchases per year.**
    b. Assist with City community events to promote pollution prevention. **Assume 1 event per year.**
    c. Update educational materials and content as needed.

11. **Reporting and Record Keeping**
    a. Prepare the NPDES MS4 Annual Report. This includes but is not limited to: legal authority, illicit discharge detection and elimination program, development planning program, construction management program,existing development and management program, public education and participation program, and fiscal analysis.
    b. Prepare and submit the City's quarterly reports for Industrial/Construction NPDES Permit facilities.
    c. Manage and update inventories to track NPDES activities. Inventory includes tracking of municipal facilities, commercial facilities, industrial facilities, WQMP projects, post-construction BMP maintenance and verification, and construction sites.

B. FOG Control Program Assistance

This project includes ensuring that the City's Fats, Oils, and Grease (FOG) Control Program requirements are complied with, including the FOG element of the State Water Resources Control Board's WDR for Sanitary Sewer Systems, and the City's FOG Control ordinance. Specific tasks include, but are not limited to:

1. Program Administration
    a. Program updates and correspondence. Provide Program status updates and hold update meetings. Represent the City in Program concerns with FOG Permittees, regulators, and other parties.
    b. Technical assistance. Share information and expertise, transmit working knowledge, instruct, and provide skills training.
2. Inspections
    a. Track facilities. Review and update FOG facility inventory. Update Hot Spot inventory as needed.
    b. Educate facilities. Notify facility operators of program requirements.
    c. Inspect facilities. Inspect FOG facilities annually for proper FOG control operations. Correspond with facility operators. Conduct follow-up inspections at non-compliant facilities. Assume 125 inspections, 25 follow-up inspections, and

5 enforcement notices per year.

   d. Enforce. Prepare enforcement notices for noncompliant facilities. Work with public works staff and code enforcement officers to bring issues into compliance.

3. Plan review, permitting, and invoicing
   a. Prepare FOG permit requirement letters and process permits. Correspond with facility operators.
   b. Review plans for FOG facilities. Assume 4 plan reviews per year.
   c. On request by the City, prepare annual permit invoices to FOG facilities.
4. Reporting and Record Keeping. Maintain accessible online databases of Program records.

EXHIBIT "B"

SCHEDULE OF SERVICES

Consultant shall complete the services described in Exhibit "A' within the term of the Agreement, and/or as specifically directed by the City.

EXHIBIT "C"

COMPENSATION

Consultant shall be paid Ninety-Nine Thousand Eight Hundred Fifty Dollars ($99,850), each year for the total term of the Agreement unless additional payment is approved as provided in this Agreement. Sixty-Eight Thousand, Eight hundred Sixty Dollars ($68,860.00) will be allocated for the NPDES program and Thirty Thousand, Nine Hundred Ninety Dollars ($30,990.00) will be allocated for the FOG program each year of the contract.

In the event that this Agreement is renewed pursuant to Section 3.1.2, the rates set forth above may be adjusted each year at the time of renewal described in Exhibit "B" in accordance with the March Consumer Price Index, All Urban Consumers, Los Angeles-Riverside-Orange Counties up to a maximum percentage of five percent (5%).

ORIGINAL

CITY OF STANTON

FIRST AMENDMENT TO AGREEMENT FOR PROFESSIONAL CONSULTING SERVICES RELATED TO NPDES AND FOG PROGRAMS

1. PARTIES AND DATE.

This First Amendment to the Agreement for Professional Consulting Services ("First Amendment") is entered into on the 27th day of February, 2018, by and between the City of Stanton, a California municipal corporation, organized under the laws of the State of California, with its principal place of business at 7800 Katella Avenue, Stanton, CA 90680 ("City") and John L. Hunter and Associates Inc. a California corporation, with its principal place of business at 6131 Orangethorpe Ave. Suite 300, Buena Park, California 90620 ("Consultant"). City and Consultant are sometimes individually referred to herein as "Party" and collectively as "Parties."

2. RECITALS.

2.1 Agreement. The Parties entered into that certain Agreement for Professional Consulting Services dated June 23, 2015 ("Agreement").

2.2 Section 5 of the Agreement allows the City Council to renew the Agreement for an additional three (3) year term.

2.3 First Amendment. The Parties now desire to amend the Agreement in order to extend the term of the Agreement. Neither the Agreement nor the amendment to the Agreement constitute "public works" contracts pursuant to Public Contract Code Section 20161 for which competitive bidding is required. Further, Stanton Municipal Code Section 2.56.110 allows the City to execute contracts for personal, professional, and consultant services without observing the City's bidding procedures.

3. TERMS.

3.1 Term. Section 1 of the Agreement is hereby amended in its entirety to read as follows:

> "This Agreement shall commence on July 1, 2015 and shall remain and continue in effect until tasks described herein are completed, but in no event later than June 30, 2021 unless sooner terminated pursuant to the provisions of this Agreement."

3.2 Remaining Provisions of Agreement. Except as otherwise specifically set forth in this Second Amendment, the remaining provisions of the Agreement shall remain in full force and effect.

[*Signatures on following page*]

City of Stanton Original

ORIGINAL

SIGNATURE PAGE TO FIRST AMENDMENT TO AGREEMENT FOR PROFESSIONAL CONSULTING SERVICES RELATED TO NPDES AND FOG PROGRAMS

CITY OF STANTON

By: _____
David J. Shawver
Mayor

ATTEST:

By: _____
Patricia A. Vazquez
City Clerk

CITY OF STANTON INCORPORATED JUNE 4 1956 CALIFORNIA

APPROVED AS TO FORM:

By: _____
Best Best & Krieger LLP
City Attorney

John L. Hunter and Associates Inc.

By: _____

[If Corporation, TWO SIGNATURES, President **OR** Vice President **AND** Secretary or Treasurer REQUIRED]

By: _____

City of Stanton Original

CITY OF STANTON

REPORT TO CITY COUNCIL

TO: Honorable Mayor and Members of the City Council

DATE: May 14, 2024

SUBJECT: **APPROVAL OF FIRST AMENDMENT TO PROFESSIONAL SERVICES AGREEMENT WITH MSW CONSULTANTS TO PROVIDE SOLID WASTE MANAGEMENT CONSULTING SERVICES**

REPORT IN BRIEF:

At its meeting of October 26, 2021, the City Council awarded a contract to MSW Consultants to provide solid waste management consulting services. The three-year contract, expiring on June 30, 2024, provides for two optional one-year extensions. The proposed First Amendment presented for the Council's consideration extends the term of the Agreement to June 30, 2025, expands the scope of services, and increases the total not-to-exceed compensation by $89,800.

RECOMMENDED ACTION:

1. City Council find that the recommended actions are exempt from CEQA per Section15378(b)(5) [Project does not include]: organizational or administrative activities of governments that will not result in direct or indirect physical changes in the environment; and

2. Approve the First Amendment to the Professional Services Agreement with MSW Consultants and allow the City Attorney to make minor edits as necessary prior to the execution of the Amendment; and

3. Authorize the City Manager to execute the First Amendment to the Professional Services Agreement with MSW Consultants.

BACKGROUND:

SB 1383 is the most significant waste reduction mandate to be adopted in California over the last 30 years. SB 1383 requires the State to collectively reduce organic waste (food waste, green waste, paper products, etc.) disposal by 75% by 2025. In other words, the State must reduce organic waste disposal by more than 20 million tons annually by 2025.

The law also requires the State to increase edible food recovery by 20% by 2025. These mandates have significant policy and legal implications for the state and local governments. SB 1383 establishes a statewide target and not a per jurisdiction organic waste recycling

target, which requires a more prescriptive approach, including more stringent procedures and monitoring from the City.

ANALYSIS/JUSTIFICATION:

Staff has been satisfied with the services of MSW Consultants to ensure the City's compliance with SB 1383. As the City is still establishing and finalizing SB 1383 procedures and guidelines, staff's recommendation is to exercise a term extension option and complete the project with MSW Consultants. The proposed First Amendment extends the term of the Agreement by one year to June 30, 2025, expands the scope of services to include services specific to Fiscal Year 2024-25, and increases the total compensation by the same annual rate of $89,800 proposed in 2021 for a new total not-to-exceed contract amount of $373,860.

FISCAL IMPACT:

The Fiscal Year 2024-25 Proposed Operating Budget includes $90,000 for contracted solid waste management consulting services (Account No. 101-3100-608110).

ENVIRONMENTAL IMPACT:

Council find that the recommended actions are exempt from CEQA per Section15378(b)(5) [Project does not include]: organizational or administrative activities of governments that will not result in direct or indirect physical changes in the environment.

LEGAL REVIEW:

The City Attorney has reviewed the First Amendment to the Agreement as to form.

STRATEGIC PLAN OBJECTIVES:

Obj. No. 5: Provide a high quality of life.
Obj. No. 6: Maintain and promote a responsive, high quality and transparent government.

PUBLIC NOTIFICATION:

Through the normal agenda process.

Prepared by: Cesar Rangel P.E., Director of Public Works/City Engineer
Fiscal Impact Reviewed by: Michelle Bannigan, Finance Director
Approved by: Hannah Shin-Heydorn, City Manager

ATTACHMENTS:

A. First Amendment to Professional Services Agreement
B. Original Agreement

CITY OF STANTON

FIRST AMENDMENT TO
PROFESSIONAL SERVICES AGREEMENT FOR SOLID WASTE MANAGEMENT CONSULTING SERVICES

1. PARTIES AND DATE.

This First Amendment to the Professional Services Agreement for Solid Waste Management Consulting Services ("First Amendment") is entered into on the ___ day of _____, 2024, by and between the City of Stanton ("City") and MSW Consultants, Inc., a California corporation ("Consultant"). City and Consultant are sometimes collectively referred to herein as the "Parties."

2. RECITALS.

2.1 Agreement. The Parties entered into that certain Professional Services Agreement for Solid Waste Management Consulting Services dated October 26, 2021 ("Agreement").

2.2 First Amendment. The Parties now desire to amend the Agreement in order to expand the Scope of Services, extend the term of the Agreement, and increase the total compensation under the Agreement.

3. TERMS.

3.1 Scope of Services. Exhibit "A" of the Agreement is hereby amended in its entirety and restated in the form of Attachment "1" to this First Amendment, attached hereto and incorporated herein by reference.

3.2 Term. Section 3.1.2 of the Agreement is hereby amended in its entirety to read as follows:

> "The term of this Agreement shall be from October 26, 2021 to June 30, 2025 unless earlier terminated as provided herein. The City shall have the unilateral option, at its sole discretion, to renew this Agreement for one (1) additional one-year term at the same annual Agreement price."

3.3 Schedule of Services. Exhibit "B" of the Agreement is hereby amended to add the rates of compensation for Fiscal Year 2024-25 as set forth in Attachment "2" to this First Amendment, attached hereto and incorporated herein by reference.

3.4 Compensation. Section 3.3.1. of the Agreement is hereby amended in its entirety to read as follows:

> "Consultant shall receive compensation, including authorized reimbursements, for all Services rendered under the Agreement at the rates set forth in Exhibit "C" attached hereto and incorporated herein by reference. The total compensation shall not exceed Three Hundred Seventy-Three Thousand Eight Hundred Sixty Dollars ($373,860.00) without

written approval of the City Council or City Manager, as applicable. Extra work may be authorized, as described below, and if authorized will be compensated at the rates and manner set forth in this Agreement."

3.5 Remaining Provisions of Agreement. Except as otherwise specifically set forth in this First Amendment, the remaining provisions of the Agreement shall remain in full force and effect.

IN WITNESS WHEREOF, the parties have executed this First Amendment on this ___ day of _____, 2024.

CITY OF STANTON

By:_____
Hannah Shin-Heydorn
City Manager

ATTEST:

By:_____
Patricia A. Vazquez
City Clerk

APPROVED AS TO FORM:

By:_____
Best Best & Krieger LLP
City Attorney

MSW CONSULTANTS, INC.

By:_____

By:_____

[If Corporation, TWO SIGNATURES, President OR Vice President AND Secretary or Treasure REQUIRED]

ATTACHMENT "1" TO FIRST AMENDMENT

EXHIBIT A

SCOPE OF SERVICES

Task 1 – Gap Analysis (Grant Funded)
The purpose of this task is to identify gaps based on the City's existing SB 1383 programs. SB 1383 requires jurisdictions to maintain accurate and timely records of SB 1383 compliance activities. Jurisdictions are required to maintain records and keep information in a central location. Each jurisdiction is required to report to CalRecycle annually on its implementation and compliance with the requirements of SB 1383. In the event that CalRecycle conducts a compliance review, the City is required to provide CalRecycle access to the Implementation Record within 10 days of CalRecycle's request. To accomplish this task, we will conduct a mock compliance review by requesting the City's existing Implementation Record. We will review the records contained in the City's Implementation Record and evaluate the sufficiency of existing SB 1383 programs and recordkeeping processes and procedures. We will review the following SB 1383 programs:

- Organics Collection
- Edible Food Recovery
- Capacity Planning
- Public Education and Outreach
- Procurement
- Recordkeeping

We will prepare a written SB 1383 work plan that will serve as a roadmap to enable the City to comply with all SB 1383 requirements. The work plan will contain a checklist that clearly identifies:
Each of the SB 1383 requirements;

Where (or from whom) to gather the needed information; and,

The responsible personnel, and the deadline for each requirement.

The Plan will be a useful management tool for the City to:
Establish its SB 1383 compliance program;

Comply with the SB 1383 recordkeeping requirements; and,

Administer its SB 1383 program on an ongoing basis.

Task 2 – Prepare, Implement, and Review Education Materials (Grant Funded)
The purpose of this task is to provide our industry expertise and communication skills to enhance the City's waste and recycling public outreach materials. We will work with the City to create outreach materials to educate residents and businesses about organics recycling and donating edible food.

Task 3 – Minerva Subscription (Grant Funded)
The purpose of this task is to provide the City with a 1-year subscription to Minerva. This will enable the City to maintain a consistent recordkeeping tool to monitor and track its solid waste program activities. This will enable the City to comply with SB 1383's Implementation Record requirement.

Task 4 – Conduct Education and Outreach (Grant Funded)
The purpose of this task is to assist the City with education and outreach to its solid waste generators. We will assist with performing education and outreach, and waiver administration. We will document these education and outreach activities in Minerva.

Task 5 – Assist with Recordkeeping (Grant Funded)
The purpose of this task is to maintain the City's Implementation Record. Using the Plan developed in Task 1, we will, on an ongoing basis, obtain and file all SB 1383 information regarding:

- Organic waste collection
- Contamination monitoring
- Customer waivers
- Education and outreach
- Hauler oversight
- Capacity planning
- Procurement of organic-content products

- Enforcement

Task 6 – Grant Administration (Grant Funded)
The purpose of this task is to capture indirect costs associated with the administrative duties of managing the grant program. These may include but are not limited to:

- Monitoring the budget.
- Uploading the required documents into the Grant Management System (GMS).
- Meeting with CalRecycle grant representative(s).
- Preparing progress reports.

Task 7 – Assist with CalRecycle Reporting Requirements (Program Fees)
The purpose of this task is to prepare the City's EAR. We will:

- Gather and compile information about the City's waste reduction and diversion programs. We will gather this from the City, from CR&R, and from other sources.
- Gather tonnage reports from the CalRecycle Recycling Disposal Reporting System (RDRS). We will compare that tonnage information to the tonnage information submitted to the City by CR&R.
- Work with City staff, CalRecycle staff, and CR&R to resolve any tonnage discrepancies.
- Enter the required information into the Electronic Annual Report (EAR), and prepare a draft report for the City to review.
- After the City has reviewed and approved the draft EAR, we will electronically submit the report, and prepare a PDF summary of the report for the City. We will be the first point of contact between the City and CalRecycle. We will provide information, prepare correspondence, and answer any questions regarding the City's compliance with CalRecycle regulatory requirements.

Task 8 – Hauler Oversight (Program Fees)
The purpose of this task is to assist the City manage its contract with CR&R. Our work will consist of the following:

- Prepare and administer a database of deadlines and specific contract performance (reports, fee payments, insurance certs, etc.) based on the provisions of the Agreement.
- Oversee CR&R's performance and outreach activities.
- Review CR&R's periodic reports and provide feedback.
- Participate in periodic conference calls with CalRecycle and CR&R as needed.
- Prepare and submit each month to the City a brief solid waste contract management memo that concisely summarizes our contract oversight activities.
- Document hauler activities in Minerva®, as required by SB 1383.

Original Agreement Scope of Services

- Review and provide language if required to amend the Solid Waste Franchise Agreement as needed to meet the requirements of SB 1383.
- Negotiate and calculate CR&R rates/compensation for any new programs subject to SB 1383.
- Analyze the impact to solid waste customer fees for any new programs subject to SB 1383.
- Develop, maintain, and monitor necessary Collection and Processing program(s) including financial impacts to meet SB 1383 compliance. Describe and identify any barriers encountered in the implementation of the programs.
- In collaboration with City's trash hauler, identify businesses, multi-family units and single-family residential homes that would be affected by implementation of the program(s) as required by SB 1383.
- Develop measurable compliance reporting methods to collect, review and maintain data for reporting compliance under SB 1383.
- Propose ordinance and municipal code revisions, notices, and enforcement provisions, including a structure for fines and penalties for non-compliance of programs.
- Analyze the City's Food Scrap Collection & Recycling Program and determine adequacy to support compliance with SB 1383 requirements.
- Develop and implement an inspection and compliance program to meet SB 1383 requirements.
- Prepare, implement and/or review public outreach and education materials, including social media, websites and assist with or be present at public or community meetings to explain implementation of programs.
- In collaboration with City and non-profit organization(s), implement an edible food recovery program.
- Assist the City with ALL reporting requirements to CalRecycle.
- Chair site and/or office meetings, prepare and distribute agendas and minutes

identifying project status, completed work and forecast.

- Assist and apply for any grant funding opportunities and incentives for new infrastructure.
- Include value added service or services that may have been omitted to help reach compliance and provide exceptional customer service to our businesses and residents.

ATTACHMENT "2" TO FIRST AMENDMENT

EXHIBIT B

SCHEDULE OF SERVICES

Rates of Compensation/Fees Schedule, Fiscal Year 2024-25

Task	Description	David Davis Project Director	Lucas Arias Project Manager	Girard Mobley Project Analyst	Kayla Friederich Project Analyst	Total Hours	Proposed Fees
	Grant Funded						
1	Gap Analysis	2	50	50	24	126	$22,490
2	Prepare, Implement and Review Education Materials	2	10	2	2	16	2,990
3	Minerva Subscription - 1 year	0	0	0	0	0	17,000
4	Conduct Education and Outreach	2	30	10	4	46	8,490
5	Assist with Recordkeeping	2	24	10	4	40	7,350
6	Grant Administration	2	10	40	4	56	9,790
Subtotal - Grant Funded		10	124	112	38	284	68,110
	Program Fees						
7	Assist with CalRecycle Reporting Requirements	2	20	16	4	42	7,610
8	Hauler Oversight	4	34	24	16	78	14,080
Subtotal - Current Resources		6	54	40	20	120	21,690
	Total Hours	16	178	152	58	404	
	Hourly Rate	$205	$190	$170	$170		
	Total Fees						$89,800

CITY OF STANTON
PROFESSIONAL SERVICES AGREEMENT
FOR
SOLID WASTE MANAGEMENT CONSULTING SERVICES

1. PARTIES AND DATE.

This Agreement is made and entered into this 26th day of October, 2021, by and between the City of Stanton, a municipal organization organized under the laws of the State of California with its principal place of business at 7800 Katella Avenue, Stanton, California 90680 ("City") and **MSW CONSULTANTS,** a **CORPORATION,** with its principal place of business at **41760 Ivy Street, Suite 203, Murrieta, California 92562** ("Consultant"). City and Consultant are sometimes individually referred to herein as "Party" and collectively as "Parties."

2. RECITALS.

2.1 Consultant.

Consultant desires to perform and assume responsibility for the provision of professional **solid waste management** consultant services required by the City on the terms and conditions set forth in this Agreement. Consultant represents that it is experienced in providing professional **solid waste management** consultant services to public clients, is licensed in the State of California, and is familiar with the plans of City.

2.2 Project.

City desires to engage Consultant to render such services for the **SOLID WASTE MANAGEMENT CONSULTING SERVICES** project ("Project") as set forth in this Agreement.

3. TERMS.

3.1 Scope of Services and Term.

3.1.1 General Scope of Services. Consultant promises and agrees to furnish to the City all labor, materials, tools, equipment, services, and incidental and customary work necessary to fully and adequately supply the professional **SOLID WASTE MANAGEMENT** *consultant services necessary for the Project* ("Services"). *The Services are more particularly* described in Exhibit "A" attached hereto and incorporated herein by reference. All Services shall be subject to, and performed in accordance with, this Agreement, the exhibits attached hereto and incorporated herein by reference, and all applicable local, state and federal laws, rules and regulations.

3.1.2 Term. The term of this Agreement shall be from **November 1, 2021** to **June 30, 2024**, unless earlier terminated as provided herein. The City Manager shall have the unilateral option, at its sole discretion, to renew this Agreement annually for no more than two additional one-year terms. Consultant shall complete the Services within the term of this Agreement, and shall meet any other established schedules and deadlines.

City of Stanton Original

3.2 Responsibilities of Consultant.

3.2.1 Independent Contractors, Control and Payment of Subordinates; Independent Contractor. The Services shall be performed by Consultant or under its supervision. Consultant will determine the means, methods and details of performing the Services subject to the requirements of this Agreement. City retains Consultant on an independent contractor basis and not as an employee. Consultant shall complete, execute, and submit to City a Request for Taxpayer Identification Number and Certification (IRS Form W-9) prior to commencement of any Services under this Agreement. Consultant retains the right to perform similar or different services for others during the term of this Agreement. Any additional personnel performing the Services under this Agreement on behalf of Consultant shall also not be employees of City and shall at all times be under Consultant's exclusive direction and control. Neither City, nor any of its officials, officers, directors, employees or agents shall have control over the conduct of Consultant or any of Consultant's officers, employees, or agents, except as set forth in this Agreement. Consultant shall pay all wages, salaries, and other amounts due such personnel in connection with their performance of Services under this Agreement and as required by law. Consultant shall be responsible for all reports and obligations respecting such additional personnel, including, but not limited to: social security taxes, income tax withholding, unemployment insurance, disability insurance, and workers' compensation insurance.

3.2.2 Schedule of Services. Consultant shall perform the Services expeditiously, within the term of this Agreement, and in accordance with the Schedule of Services set forth in Exhibit "B" attached hereto and incorporated herein by reference. Consultant represents that it has the professional and technical personnel required to perform the Services in conformance with such conditions. In order to facilitate Consultant's conformance with the Schedule, City shall respond to Consultant's submittals in a timely manner. Upon request of City, Consultant shall provide a more detailed schedule of anticipated performance to meet the Schedule of Services.

3.2.3 Conformance to Applicable Requirements. All work prepared by Consultant shall be subject to the approval of City.

3.2.4 Substitution of Key Personnel. Consultant has represented to City that certain key personnel will perform and coordinate the Services under this Agreement. Should one or more of such personnel become unavailable, Consultant may substitute other personnel of at least equal competence upon written approval of City. In the event that City and Consultant cannot agree as to the substitution of key personnel, City shall be entitled to terminate this Agreement for cause. As discussed below, any personnel who fail or refuse to perform the Services in a manner acceptable to the City, or who are determined by the City to be uncooperative, incompetent, a threat to the adequate or timely completion of the Project or a threat to the safety of persons or property, shall be promptly removed from the Project by the Consultant at the request of the City. The key personnel for performance of this Agreement are as follows: **DAVID DAVIS, President.**

3.2.5 City's Representative. The City hereby designates the City Manager, or his or her designee, to act as its representative for the performance of this Agreement ("City's Representative"). City's Representative shall have the power to act on behalf of the City for all purposes under this Contract. The City Manager hereby designates **the Public Works Director** or his or her designee, as the City's contact for the implementation of the Services hereunder.

City of Stanton Original

Consultant shall not accept direction or orders from any person other than the City's Representative or his or her designee.

3.2.6 Consultant's Representative. Consultant hereby designates **DAVID DAVIS** or his or her designee, to act as its representative for the performance of this Agreement ("Consultant's Representative"). Consultant's Representative shall have full authority to represent and act on behalf of the Consultant for all purposes under this Agreement. The Consultant's Representative shall supervise and direct the Services, using his best skill and attention, and shall be responsible for all means, methods, techniques, sequences and procedures and for the satisfactory coordination of all portions of the Services under this Agreement.

3.2.7 Coordination of Services. Consultant agrees to work closely with City staff in the performance of Services and shall be available to City's staff, consultants and other staff at all reasonable times.

3.2.8 Standard of Care; Performance of Employees. Consultant shall perform all Services under this Agreement in a skillful and competent manner, consistent with the standards generally recognized as being employed by professionals in the same discipline in the State of California. Consultant represents and maintains that it is skilled in the professional calling necessary to perform the Services. Consultant warrants that all employees and subconsultants shall have sufficient skill and experience to perform the Services assigned to them. Finally, Consultant represents that it, its employees and subconsultants have all licenses, permits, qualifications and approvals of whatever nature that are legally required to perform the Services and that such licenses and approvals shall be maintained throughout the term of this Agreement. As provided for in the indemnification provisions of this Agreement, Consultant shall perform, at its own cost and expense and without reimbursement from the City, any services necessary to correct errors or omissions which are caused by the Consultant's failure to comply with the standard of care provided for herein. Any employee of the Consultant or its sub-consultants who is determined by the City to be uncooperative, incompetent, a threat to the adequate or timely completion of the Project, a threat to the safety of persons or property, or any employee who fails or refuses to perform the Services in a manner acceptable to the City, shall be promptly removed from the Project by the Consultant and shall not be re-employed to perform any of the Services or to work on the Project.

3.2.9 Laws and Regulations. Consultant shall keep itself fully informed of and in compliance with all local, state and federal laws, rules and regulations in any manner affecting the performance of the Project or the Services, including all Cal/OSHA requirements, and shall give all notices required by law. Consultant shall be liable for all violations of such laws and regulations in connection with Services. If the Consultant performs any work knowing it to be contrary to such laws, rules and regulations , Consultant shall be solely responsible for all costs arising therefrom. Consultant shall defend, indemnify and hold City, its officials, directors, officers, employees, agents and volunteers free and harmless, pursuant to the indemnification provisions of this Agreement, from any claim or liability arising out of any failure or alleged failure to comply with such laws, rules or regulations.

City of Stanton Original

3.2.10 Insurance.

3.2.10.1 Time for Compliance. Consultant shall not commence Work under this Agreement until it has provided evidence satisfactory to the City that it has secured all insurance required under this section. In addition, Consultant shall not allow any subconsultant to commence work on any subcontract until it has provided evidence satisfactory to the City that the subconsultant has secured all insurance required under this section.

3.2.10.2 Types of Insurance Required. As a condition precedent to the effectiveness of this Agreement for work to be performed hereunder and without limiting the indemnity provisions of the Agreement, the Consultant in partial performance of its obligations under such Agreement, shall procure and maintain in full force and effect during the term of the Agreement, the following policies of insurance. If the existing policies do not meet the Insurance Requirements set forth herein, Consultant agrees to amend, supplement or endorse the policies to do so.

(a) Commercial General Liability: Commercial General Liability Insurance which affords coverage at least as broad as Insurance Services Office "occurrence" form CG 0001, with minimum limits of at least $1,000,000 per occurrence, and if written with an aggregate, the aggregate shall be double the per occurrence limit. Defense costs shall be paid in addition to the limits.

The policy shall contain no endorsements or provisions limiting coverage for (1) contractual liability; (2) cross liability exclusion for claims or suits by one insured against another; or (3) contain any other exclusion contrary to the Agreement.

(b) Automobile Liability Insurance: Automobile Liability Insurance with coverage at least as broad as Insurance Services Office Form CA 0001 covering "Any Auto" (Symbol 1) with minimum limits of $1,000,000 each accident.

(c) ~~Contractors Pollution Liability: [Include only if there is a pollution liability exposure.]~~

P.Vazquez

J. Ames

~~Contractors Pollution Liability Insurance covering all of the contractor's operations to include onsite and offsite coverage for bodily injury (including death and mental anguish), property damage, defense costs and cleanup costs with minimum limits of $5 million per loss and $10 million total all losses. The policy shall contain no endorsements or provisions limiting contractual liability or coverage for cross liability of claims or suits by one insured against another.~~

~~If coverage is written on a claims made basis, the retroactive date shall precede the effective date of the initial Agreement and continuous coverage will be maintained or an extended reporting~~

55414.00000\32996936.2

City of Stanton Original

~~period will be exercised for a period of at least three (3) years from termination or expiration of this Agreement.~~

(d) Professional Liability: Professional Liability insurance with minimum limits of $1,000,000. Covered professional services shall specifically include all work to be performed under the Agreement and delete any exclusions that may potentially affect the work to be performed (for example, any exclusions relating to lead, asbestos, pollution, testing, underground storage tanks, laboratory analysis, soil work, etc.).

If coverage is written on a claims-made basis, the retroactive date shall precede the effective date of the initial Agreement and continuous coverage will be maintained or an extended reporting period will be exercised for a period of at least three (3) years from termination or expiration of this Agreement.

(e) Workers' Compensation: Workers' Compensation Insurance, as required by the State of California and Employer's Liability Insurance with a limit of not less than $1,000,000 per accident for bodily injury and disease.

3.2.10.3 Endorsements. Required insurance policies shall not be in compliance if they include any limiting provision or endorsement that has not been submitted to the City for approval.

P. Vazquez
J. Ames

(a) The policy or policies of insurance required by Section 3.2.10.2 (a) Commercial General Liability ~~and (c) Contractor's Pollution Liability~~ shall be endorsed to provide the following:

(1) Additional Insured: The City, its officials, officers, employees, agents, and volunteers shall be additional insureds with regard to liability and defense of suits or claims arising out of the performance of the Agreement.

Additional Insured Endorsements shall not (1) be restricted to "ongoing operations"; (2) exclude "contractual liability"; (3) restrict coverage to "sole" liability of Consultant; or (4) contain any other exclusions contrary to the Agreement.

(2) Cancellation: Required insurance policies shall not be canceled or the coverage reduced until a thirty (30) day written notice of cancellation has been served upon the City except ten (10) days shall be allowed for non-payment of premium.

City of Stanton Original

(b) The policy or policies of insurance required by Section 3.2.10.2 (b) Automobile Liability and (d) Professional Liability shall be endorsed to provide the following:

(1) Cancellation: Required insurance policies shall not be canceled or the coverage reduced until a thirty (30) day written notice of cancellation has been served upon the City except ten (10) days shall be allowed for non-payment of premium.

(c) The policy or policies of insurance required by Section 3.2.10.2 (e) Workers' Compensation shall be endorsed to provide the following:

(1) Waiver of Subrogation: A waiver of subrogation stating that the insurer waives all rights of subrogation against the indemnified parties.

(2) Cancellation: Required insurance policies shall not be canceled or the coverage reduced until a thirty (30) day written notice of cancellation has been served upon the City except ten (10) days shall be allowed for non-payment of premium.

3.2.10.4 Primary and Non-Contributing Insurance. All insurance coverages shall be primary and any other insurance, deductible, or self-insurance maintained by the indemnified parties shall not contribute with this primary insurance. Policies shall contain or be endorsed to contain such provisions.

3.2.10.5 Waiver of Subrogation. Required insurance coverages shall not prohibit Consultant from waiving the right of subrogation prior to a loss. Consultant shall waive all subrogation rights against the indemnified parties. Policies shall contain or be endorsed to contain such provisions.

3.2.10.6 Deductible. Any deductible or self-insured retention must be approved in writing by the City and shall protect the indemnified parties in the same manner and to the same extent as they would have been protected had the policy or policies not contained a deductible or self-insured retention.

3.2.10.7 Evidence of Insurance. The Consultant, concurrently with the execution of the Agreement, and as a condition precedent to the effectiveness thereof, shall deliver either certified copies of the required policies, or original certificates and endorsements on forms approved by the City. The certificates and endorsements for each insurance policy shall be signed by a person authorized by that insurer to bind coverage on its behalf. At least fifteen (15 days) prior to the expiration of any such policy, evidence of insurance showing that such insurance coverage has been renewed or extended shall be filed with the City. If such coverage is cancelled or reduced, Consultant shall, within ten (10) days after receipt of written notice of such cancellation or reduction of coverage, file with the City evidence of insurance showing that the required

City of Stanton Original

insurance has been reinstated or has been provided through another insurance company or companies.

3.2.10.8 Failure to Maintain Coverage. Consultant agrees to suspend and cease all operations hereunder during such period of time as the required insurance coverage is not in effect and evidence of insurance has not been furnished to the City. The City shall have the right to withhold any payment due Consultant until Consultant has fully complied with the insurance provisions of this Agreement.

In the event that the Consultant's operations are suspended for failure to maintain required insurance coverage, the Consultant shall not be entitled to an extension of time for completion of the Services because of production lost during suspension.

3.2.10.9 Acceptability of Insurers. Each such policy shall be from a company or companies with a current A.M. Best's rating of no less than A:VII and authorized to do business in the State of California, or otherwise allowed to place insurance through surplus line brokers under applicable provisions of the California Insurance Code or any federal law.

3.2.10.10 Insurance for Subconsultants. All Subconsultants shall be included as additional insureds under the Consultant's policies, or the Consultant shall be responsible for causing Subconsultants to purchase the appropriate insurance in compliance with the terms of these Insurance Requirements, including adding the City as an Additional Insured to the Subconsultant's policies.

3.2.11 Safety. Consultant shall execute and maintain its work so as to avoid injury or damage to any person or property. In carrying out its Services, the Consultant shall at all times be in compliance with all applicable local, state and federal laws, rules and regulations, and shall exercise all necessary precautions for the safety of employees appropriate to the nature of the work and the conditions under which the work is to be performed. Safety precautions as applicable shall include, but shall not be limited to: (A) adequate life protection and life saving equipment and procedures; (B) instructions in accident prevention for all employees and subconsultants, such as safe walkways, scaffolds, fall protection ladders, bridges, gang planks, confined space procedures, trenching and shoring, equipment and other safety devices, equipment and wearing apparel as are necessary or lawfully required to prevent accidents or injuries; and (C) adequate facilities for the proper inspection and maintenance of all safety measures.

3.3 Fees and Payments.

3.3.1 Compensation. Consultant shall receive compensation, including authorized reimbursements, for all Services rendered under this Agreement at the rates set forth in Exhibit "C" attached hereto and incorporated herein by reference. The total compensation shall not exceed **TWO HUNDRED EIGHTY-FOUR THOUSAND SIXTY DOLLARS ($284,060)** ("Total Compensation") without written approval of City's **Public Works Director.** Extra Work may be authorized, as described below, and if authorized, will be compensated at the rates and manner set forth in this Agreement.

3.3.2 Payment of Compensation.

City of Stanton Original

Consultant shall submit to City a monthly itemized statement which indicates work completed and hours of Services rendered by Consultant. The statement shall describe the amount of Services and supplies provided since the initial commencement date, or since the start of the subsequent billing periods, as appropriate, through the date of the statement. City shall, within 45 days of receiving such statement, review the statement and pay all approved charges thereon.

3.3.3 Reimbursement for Expenses. Consultant shall not be reimbursed for any expenses unless authorized in writing by City.

3.3.4 Extra Work. At any time during the term of this Agreement, City may request that Consultant perform Extra Work. As used herein, "Extra Work" means any work which is determined by City to be necessary for the proper completion of the Project, but which the Parties did not reasonably anticipate would be necessary at the execution of this Agreement. Consultant shall not perform, nor be compensated for, Extra Work without written authorization from the City.

3.3.5 Prevailing Wages. Consultant is aware of the requirements of California Labor Code Section 1720, et seq., and 1770, et seq., as well as California Code of Regulations, Title 8, Section 16000, et seq., ("Prevailing Wage Laws"), which require the payment of prevailing wage rates and the performance of other requirements on "public works" and "maintenance" projects. If the Services are being performed as part of an applicable "public works" or "maintenance" project, as defined by the Prevailing Wage Laws, and if the total compensation is $1,000 or more, Consultant agrees to fully comply with such Prevailing Wage Laws. City shall provide Consultant with a copy of the prevailing rates of per diem wages in effect at the commencement of this Agreement. Consultant shall make copies of the prevailing rates of per diem wages for each craft, classification or type of worker needed to execute the Services available to interested parties upon request and shall post copies at the Consultant's principal place of business and at the project site. It is the intent of the parties to effectuate the requirements of sections 1771, 1774, 1775, 1776, 1777.5, 1813, and 1815 of the Labor Code within this Agreement, and Consultant shall therefore comply with such Labor Code sections to the fullest extent required by law. Consultant shall defend, indemnify and hold the City, its elected officials, officers, employees, agents and volunteers free and harmless from any claim or liability arising out of any failure or alleged failure to comply with the Prevailing Wage Laws.

3.4 Accounting Records.

3.4.1 Maintenance and Inspection. Consultant shall maintain complete and accurate records with respect to all costs and expenses incurred under this Agreement. All such records shall be clearly identifiable. Consultant shall allow a representative of City during normal business hours to examine, audit, and make transcripts or copies of such records and any other documents created pursuant to this Agreement. Consultant shall allow inspection of all work, data, documents, proceedings, and activities related to the Agreement for a period of three (3) years from the date of final payment under this Agreement.

3.5 General Provisions.

3.5.1 Termination of Agreement.

City of Stanton Original

3.5.1.1 Grounds for Termination. City may, by written notice to Consultant, terminate the whole or any part of this Agreement at any time and without cause by giving written notice to Consultant of such termination, and specifying the effective date thereof, at least seven (7) days before the effective date of such termination. Upon termination, Consultant shall be compensated only for those services which have been adequately rendered to City, and Consultant shall be entitled to no further compensation. Consultant may not terminate this Agreement except for cause.

3.5.1.2 Effect of Termination. If this Agreement is terminated as provided herein, City may require Consultant to provide all finished or unfinished Documents and Data and other information of any kind prepared by Consultant in connection with the performance of Services under this Agreement. Consultant shall be required to provide such document and other information within fifteen (15) days of the request.

3.5.1.3 Additional Services. In the event this Agreement is terminated in whole or in part as provided herein, City may procure, upon such terms and in such manner as it may determine appropriate, services similar to those terminated.

3.5.2 Delivery of Notices. All notices permitted or required under this Agreement shall be given to the respective parties at the following address, or at such other address as the respective parties may provide in writing for this purpose:

Consultant:

MSW Consultants
41760 Ivy Street, Suite 203
Murrieta, CA 92562
Attn: David Davis

City:

City of Stanton
7800 Katella Avenue
Stanton, CA 90680
Attn: Public Works Director

Such notice shall be deemed made when personally delivered or when mailed, forty-eight (48) hours after deposit in the U.S. Mail, first class postage prepaid and addressed to the party at its applicable address. Actual notice shall be deemed adequate notice on the date actual notice occurred, regardless of the method of service.

3.5.3 Ownership of Materials and Confidentiality.

3.5.3.1 Documents & Data; Licensing of Intellectual Property. This Agreement creates a non-exclusive and perpetual license for City to copy, use, modify, reuse, or sublicense any and all copyrights, designs, and other intellectual property embodied in plans, specifications, studies, drawings, estimates, and other documents or works of authorship fixed in any tangible medium of expression, including but not limited to, physical drawings or data magnetically or otherwise recorded on computer diskettes, which are prepared or caused to be

City of Stanton Original

prepared by Consultant under this Agreement ("Documents & Data"). Consultant shall require all subconsultants to agree in writing that City is granted a non-exclusive and perpetual license for any Documents & Data the subconsultant prepares under this Agreement. Consultant represents and warrants that Consultant has the legal right to license any and all Documents & Data. Consultant makes no such representation and warranty in regard to Documents & Data which were prepared by design professionals other than Consultant or provided to Consultant by the City. City shall not be limited in any way in its use of the Documents and Data at any time, provided that any such use not within the purposes intended by this Agreement shall be at City's sole risk.

3.5.3.2 Confidentiality. All ideas, memoranda, specifications, plans, procedures, drawings, descriptions, computer program data, input record data, written information, and other Documents and Data either created by or provided to Consultant in connection with the performance of this Agreement shall be held confidential by Consultant. Such materials shall not, without the prior written consent of City, be used by Consultant for any purposes other than the performance of the Services. Nor shall such materials be disclosed to any person or entity not connected with the performance of the Services or the Project. Nothing furnished to Consultant which is otherwise known to Consultant or is generally known, or has become known, to the related industry shall be deemed confidential. Consultant shall not use City's name or insignia, photographs of the Project, or any publicity pertaining to the Services or the Project in any magazine, trade paper, newspaper, television or radio production or other similar medium without the prior written consent of City.

3.5.3.3 Confidential Information. The City shall refrain from releasing Consultant's proprietary information ("Proprietary Information") unless the City's legal counsel determines that the release of the Proprietary Information is required by the California Public Records Act or other applicable state or federal law, or order of a court of competent jurisdiction, in which case the City shall notify Consultant of its intention to release Proprietary Information. Consultant shall have five (5) working days after receipt of the Release Notice to give City written notice of Consultant's objection to the City's release of Proprietary Information. Consultant shall indemnify, defend and hold harmless the City, and its officers, directors, employees, and agents from and against all liability, loss, cost or expense (including attorney's fees) arising out of a legal action brought to compel the release of Proprietary Information. City shall not release the Proprietary Information after receipt of the Objection Notice unless either: (1) Consultant fails to fully indemnify, defend (with City's choice of legal counsel), and hold City harmless from any legal action brought to compel such release; and/or (2) a final and non-appealable order by a court of competent jurisdiction requires that City release such information.

3.5.4 Cooperation; Further Acts. The Parties shall fully cooperate with one another and shall take any additional acts or sign any additional documents as may be necessary, appropriate or convenient to attain the purposes of this Agreement.

3.5.5 Attorney's Fees. If either party commences an action against the other party, either legal, administrative or otherwise, arising out of or in connection with this Agreement, the prevailing party in such litigation shall be entitled to have and recover from the losing party reasonable attorney's fees and all other costs of such action.

3.5.6 Indemnification.

City of Stanton Original

To the fullest extent permitted by law, Consultant shall defend (with counsel of City's choosing), indemnify and hold the City, its officials, officers, employees, volunteers and agents free and harmless from any and all claims, demands, causes of action, costs, expenses, liability, loss, damage or injury of any kind, in law or equity, to property or persons, including wrongful death, in any manner arising out of, pertaining to, or incident to any alleged acts, errors or omissions, or willful misconduct of Consultant, its officials, officers, employees, subcontractors, consultants or agents in connection with the performance of the Consultant's Services, the Project or this Agreement, including without limitation the payment of all damages, expert witness fees and attorneys fees and other related costs and expenses. Consultant's obligation to indemnify shall not be restricted to insurance proceeds, if any, received by the Consultant or the City, its officials, officers, employees, agents or volunteers.

If Consultant's obligation to defend, indemnify, and/or hold harmless arises out of Consultant's performance as a "design professional" (as that term is defined under Civil Code section 2782.8), then, and only to the extent required by Civil Code section 2782.8, which is fully incorporated herein, Consultant's indemnification obligation shall be limited to claims that arise out of, pertain to, or relate to the negligence, recklessness, or willful misconduct of the Consultant, and, upon Consultant obtaining a final adjudication by a court of competent jurisdiction, Consultant's liability for such claim, including the cost to defend, shall not exceed the Consultant's proportionate percentage of fault.

The obligation to indemnify, as provided herein, shall survive the termination or expiration of this Agreement.

3.5.7 Entire Agreement. This Agreement contains the entire Agreement of the parties with respect to the subject matter hereof, and supersedes all prior negotiations, understandings or agreements. This Agreement may only be modified by a writing signed by both parties.

3.5.8 Governing Law. This Agreement shall be governed by the laws of the State of California. Venue shall be in Orange County.

3.5.9 Time of Essence. Time is of the essence for each and every provision of this Agreement.

3.6 City's Right to Employ Other Consultants. City reserves right to employ other consultants in connection with this Project.

3.7 Successors and Assigns. This Agreement shall be binding on the successors and assigns of the parties.

3.8 Assignment or Transfer. Consultant shall not assign, hypothecate, or transfer, either directly or by operation of law, this Agreement or any interest herein without the prior written consent of the City. Any attempt to do so shall be null and void, and any assignees, hypothecates or transferees shall acquire no right or interest by reason of such attempted assignment, hypothecation or transfer.

City of Stanton Original

3.16 **Labor Certification.** By its signature hereunder, Consultant certifies that it is aware of the provisions of Section 3700 of the California Labor Code which require every employer to be insured against liability for Worker's Compensation or to undertake self-insurance in accordance with the provisions of that Code, and agrees to comply with such provisions before commencing the performance of the Services.

3.17 **Authority to Enter Agreement.** Consultant has all requisite power and authority to conduct its business and to execute, deliver, and perform the Agreement. Each Party warrants that the individuals who have signed this Agreement have the legal power, right, and authority to make this Agreement and bind each respective Party.

3.18 **Counterparts.** This Agreement may be signed in counterparts, each of which shall constitute an original.

3.19 **Declaration of Political Contributions.** Consultant shall, throughout the term of this Agreement, submit to City an annual statement in writing declaring any political contributions of money, in-kind services, or loan made to any member of the City Council within the previous twelve-month period by the Consultant and all of Consultant's employees, including any employee(s) that Consultant intends to assign to perform the Services described in this Agreement.

3.20 **Subcontracting.**

3.20.1 Prior Approval Required. Consultant shall not subcontract any portion of the work required by this Agreement, except as expressly stated herein, without prior written approval of City. Subcontracts, if any, shall contain a provision making them subject to all provisions stipulated in this Agreement.

[Signatures on following page.]

City of Stanton Original

IN WITNESS WHEREOF, the parties have executed this Professional Services Agreement on this 26 day of October, 2021.

CITY OF STANTON

By: _____
Jarad Hildenbrand
City Manager

MSW CONSULTANTS

By: _____
David L. Davis
President

By: _____
Chrisinda J. Davis
Chief Financial Officer

ATTEST:

By: _____
Patricia Vazquez
City Clerk

By: _____

APPROVED AS TO FORM:

By: _____
Best Best & Krieger LLP
City Attorney

55414.00000\32996936.2

EXHIBIT "A"

SCOPE OF SERVICES

- Review and provide language if required to amend the Solid Waste Franchise Agreement as needed to meet the requirements of SB 1383.
- Negotiate and calculate CR&R rates/compensation for any new programs subject to SB 1383.
- Analyze the impact to solid waste customer fees for any new programs subject to SB 1383.
- Develop, maintain, and monitor necessary Collection and Processing program(s) including financial impacts to meet SB 1383 compliance. Describe and identify any barriers encountered in the implementation of the programs.
- In collaboration with City's trash hauler, identify businesses, multi-family units and single-family residential homes that would be affected by implementation of the program(s) as required by SB 1383.
- Develop measurable compliance reporting methods to collect, review and maintain data for reporting compliance under SB 1383.
- Propose ordinance and municipal code revisions, notices, and enforcement provisions, including a structure for fines and penalties for non-compliance of programs.
- Analyze the City's Food Scrap Collection & Recycling Program and determine adequacy to support compliance with SB 1383 requirements.
- Develop and implement an inspection and compliance program to meet SB 1383 requirements.
- Prepare, implement and/or review public outreach and education materials, including social media, websites and assist with or be present at public or community meetings to explain implementation of programs.
- In collaboration with City and non-profit organization(s), implement an edible food recovery program.
- Assist the City with ALL reporting requirements to CalRecycle.
- Chair site and/or office meetings, prepare and distribute agendas and minutes identifying project status, completed work and forecast.
- Assist and apply for any grant funding opportunities and incentives for new infrastructure.
- Include value added service or services that may have been omitted to help reach compliance and provide exceptional customer service to our businesses and residents.

City of Stanton Original

EXHIBIT "B"

SCHEDULE OF SERVICES

MSW CONSULTANTS

SOLID WASTE CONSULTANTS TO LOCAL GOVERNMENT

October 14, 2021

Mr. Joe Ames
Public Works Director
City of Stanton
7800 Katella Avenue
Stanton, CA 90680

Cost Proposal to Provide Solid Waste Management Consulting Services

Dear Mr. Ames:

We propose to perform the tasks in the Scope of Work in our proposal for the not-to-exceed amount of $119,580 in fiscal 2022, $82,240 in fiscal 2023, and $82,240 in fiscal 2024. Our not-to-exceed amounts are based on the hours and billing rates for each of our staff members shown below in Table 1 and on the following page in Table 2 and Table 3. If the City requests that we perform additional work outside the scope of work, we will do so at the same hourly rates. We will obtain the City's written approval prior to performing any additional work outside the scope of service. Our hourly billing rates include our salary costs, reimbursable costs, and indirect costs.

Table 1 – Proposed Not-to-Exceed Fees - July 1, 2021 to June 30, 2022

Task	Description	David Davis Project Manager	Craig Stroud Senior Consultant	Gerard Mobley Project Analyst	Chen Newman Project Analyst	Total Hours	Total Cost
1	Project Administration	12	12	12	12	48	$7,980
2	Propose Municipal Code Revisions	4	4	48	4	60	$9,480
3	Update Franchise Agreement to Conform with SB 1383	16	4	64	4	88	$14,240
4	Negotiate and Calculate CB&R Compensation for Any New Programs	8	4	12	24	48	$7,760
5	Implement Compliance Reporting Method	8	64	64	8	144	$23,240
6	Develop and Implement an Inspection and Compliance Program	8	12	4	4	28	$4,740
7	Prepare, Implement, and Review Public Education Materials	8	8	4	4	24	$4,080
8	Analyze the City's Food Scraps Collection and Recycling Program	4	2	12	2	20	$3,260
9	Implement an Edible Food Recovery Program	4	8	40	8	60	$9,520
10	Assist with CalRecycle Reporting Requirements	24	16	80	80	200	$32,000
11	Assist with Applying for Any New Grant Funding Opportunities	4	4	8	4	20	$3,280
Total Hours		100	138	348	154	740	
Hourly Rate		$190	$165	$155	$155		
Subtotal Fees		$19,000	$22,770	$53,940	$23,870		$119,580

41760 IVY ST., SUITE 203, MURRIETA, CALIFORNIA 92562
(951) 694-4001 (951) 704-9776 (CELL)
WWW.MSW-CONSULTANTS.COM

55414.00000\32996936.2

City of Stanton Original

MSW CONSULTANTS

SOLID WASTE CONSULTANTS TO LOCAL GOVERNMENT

Table 2 – Proposed Not-to-Exceed Fees – July 1, 2022 to June 30, 2023

Task	Description	David Davis Project Manager	Craig Stroud Senior Consultant	Gerard Mobley Project Analyst	Chen Newman Project Analyst	Total Hours	Total Cost
1	Project Administration	12	12	12	12	48	$7,980
2	Oversee Waste Contract (rate adjustments, safety monitoring, etc.)	8	8	48	8	72	$11,520
3	Monitor and Maintain Generator Compliance Reporting	8	56	56	4	124	$20,060
4	Prepare, Implement, and Review Public Education Materials	8	8	4	4	24	$4,080
5	Oversee Edible Food Recovery Program	4	8	40	8	60	$9,520
6	Assist with Collecycle Reporting Requirements	24	16	80	40	160	$25,800
7	Assist with Applying for Any New Grant Funding Opportunities	4	4	8	4	20	$3,280
Total Hours		68	112	248	80	508	
Hourly Rate		$190	$165	$155	$155		
Subtotal Fees		$12,920	$18,480	$38,440	$12,400		$82,240

Rates will be adjusted each year in conformance with Exhibit C to the agreement with the City.

Table 3 – Proposed Not-to-Exceed Fees - July 1, 2023 to June 30, 2024

Task	Description	David Davis Project Manager	Craig Stroud Senior Consultant	Gerard Mobley Project Analyst	Chen Newman Project Analyst	Total Hours	Total Cost
1	Project Administration	12	12	12	12	48	$7,980
2	Oversee Waste Contract (rate adjustments, safety monitoring, etc.)	8	8	48	8	72	$11,520
3	Monitor and Maintain Generator Compliance Reporting	8	56	56	4	124	$20,060
4	Prepare, Implement, and Review Public Education Materials	8	8	4	4	24	$4,080
5	Oversee Edible Food Recovery Program	4	8	40	8	60	$9,520
6	Assist with Collecycle Reporting Requirements	24	16	80	40	160	$25,800
7	Assist with Applying for Any New Grant Funding Opportunities	4	4	8	4	20	$3,280
Total Hours		68	112	248	80	508	
Hourly Rate		$190	$165	$155	$155		
Subtotal Fees		$12,920	$18,480	$38,440	$12,400		$82,240

Rates will be adjusted each year in conformance with Exhibit C to the agreement with the City.

City of Stanton Original

EXHIBIT "C"

COMPENSATION

Each year beginning July 1st, the rates set forth in "Exhibit B" may be adjusted in accordance with the March Consumer Price Index, All Urban Consumers, Los Angeles-Riverside-Orange Counties up to a maximum percentage of five percent (5%).

In the event that this Agreement is renewed pursuant to Section 3.1.2 (beyond the initial three year term), the rates set forth in "Exhibit B" may be adjusted each subsequent year beginning July 1st in accordance with the March Consumer Price Index, All Urban Consumers, Los Angeles-Riverside-Orange Counties up to a maximum percentage of five percent (5%).

City of Stanton Original

CITY OF STANTON

REPORT TO THE CITY COUNCIL

TO: Honorable Mayor and Members of the City Council

DATE: May 14, 2024

SUBJECT: **INTRODUCTION OF THE FISCAL YEAR 2024/25 PROPOSED OPERATING AND CAPITAL BUDGET**

REPORT IN BRIEF:

The proposed budget for Fiscal Year 2024/25 will be presented for City Council review and discussion as follows:

a. Department Program Budgets
    - Presentations: Administration, Finance, Public Safety, Public Works, Community & Economic Development, and Community Services
b. Capital Improvement Program
c. Decision Packages

Prepared by: Michelle Bannigan, Finance Director
Approved by: Hannah Shin-Heydorn, City Manager

Attachment:

A. Draft Operating and Capital Budget for Fiscal Year 2024/25

Attachment: A

Click here to return to the agenda.

Stanton

PROPOSED BUDGET

Fiscal Year 2024/2025



Table of Contents

General Information

Budget Message 1
City Organization Chart 3
The Budget Document and Process-Understanding the Details 4
City Fund Structure 7
Description of Revenue Sources 8
City-Wide Revenues by Fund Type (Chart) 14
City-Wide Expenditures by Fund Type (Chart) 15
Budget Summary – All Funds 16
Table of Organization 18

Operating Budget by Fund

General Funds:
- General Fund Revenues by Type (Chart) 21
- General Fund – Expenditures by Department (Chart) 22
- General Fund Summary 23
- General Fund – Revenue Detail by Type 24
- General Fund – Expenditure Detail by Division 27
- Transaction and Use Tax Fund 29

Special Revenue Funds:
- Certified Access Specialist Program (CASP) Fund 30
- Gas Tax Fund 32
- Road Maintenance Rehabilitation Act (RMRA) Fund 34
- Measure M Fund 35
- Community Development Block Grant (CDBG) Fund 36
- Fire Protective Services Fund 37
- Lighting Maintenance 1919 Act Fund 38
- Lighting/Median Maintenance 1972 Act Fund 39
- Air Quality Improvement Fund 40
- Other Grants Fund 41
- Supplemental Law Enforcement Grants Fund 42
- Families and Communities Together (FaCT) Grant Fund 43
- Senior Transportation Fund 44
- Street Impact Fees Fund 45
- Traffic Signal Impact Fees Fund 46
- Community Center Impact Fees Fund 47
- Police Services Impact Fees Fund 48
- Public Safety Task Force Grant Fund 49
- Stanton Central Park Maintenance Fund 50
- Housing Authority Fund 52

Capital Projects Funds:
- Capital Projects Fund 54
- Park In Lieu Fees Fund 56

Enterprise Funds:
- Sewer Maintenance Fund 58
- Sewer Capital Improvement Fund 60

Internal Service Funds:
Workers' Compensation Fund 61
Liability/Risk Management Fund 62
Employee Benefits Fund 63
Fleet Maintenance Fund 64

Operating Budget by Department

Administration 65
Finance 77
Public Safety 81
Public Works 93
Community and Economic Development 109
Community Services 117

Capital Improvement Program

Capital Improvement Projects by Type (Chart) 127
Capital Improvement Projects Summary by Type 128
Capital Improvement Projects by Funding Source (Chart) 129
Capital Improvement Projects Summary by Funding Source 130
Detailed Project Descriptions 131

General Information

CITY OF
STANTON
1956
CALIFORNIA

Honorable Mayor and Members of the City Council:

On behalf of the entire City staff, it is my privilege to present the City of Stanton's Proposed Operating and Capital Budget for Fiscal Year 2024/25. The proposed budget serves as a guide for the City to continue to provide quality public services to our community while maintaining fiscal sustainability. The Fiscal Year 2024/25 Proposed Budget is balanced and retains our City's commitment to maintain our current service levels.

The Fiscal Year 2024/25 Proposed Budget (for all City Funds) totals $45.9 million, which is supported by funding from revenues and other sources. The General Fund, which is responsible for supporting the City's essential services, totals approximately $32.1 million in expenditures and is supported by $33.2 million in revenues and funding from the General Fund's assigned fund balance. In the Proposed Budget, total General Fund revenues exceed total General Fund expenditures by $1.1 million. The General Fund's Proposed Budget includes $551,515 in expenditures to be funded from the General Fund's assigned fund balance.

General Fund revenues are expected to decrease by approximately $286,434 (1%) in Fiscal Year 2024/25, compared to the Fiscal Year 2023/24 Amended Budget, primarily due to reductions in permitting fees and a conservative estimate next year for the City's investment income. The City's investment portfolio has been performing extremely well due to current interest rates; however, City staff expects the Federal Reserve to reduce interest rates in the next year, which would impact the City's investment income. The General Fund's three largest revenue sources, property taxes, sales taxes, and transaction and use taxes are expected to increase next year based on the City's continued increases in assessed valuation and the most recent retail sales information provided by the City's consultant for sales tax and transaction and use tax revenues, HdL Companies. In addition, the City's cannabis tax revenues are expected to double in Fiscal Year 2024/25, with all four cannabis retail businesses operating for a full fiscal year next year with the ability to also generate additional sales from delivery services as approved by the City Council on April 23, 2024.

General Fund expenditures are expected to decrease by approximately $1.5 million (4%) in Fiscal Year 2024/25, compared to the Fiscal Year 2023/24 Amended Budget, primarily due to $1.5 million in capital project funding from the General Fund's assigned fund balance in Fiscal Year 2023/24. Contracted law enforcement and fire protection costs are expected to increase 6% and 4%, respectively.

Lastly, the Fiscal Year 2024/25 Proposed Budget includes $6.2 million in new funding for projects outlined in the Capital Improvement Program (CIP). These projects include improvements to the City's street and sewer systems, as well as funding for improvements at Dotson Park, the Stanton Community Center (Senior Center); and the Public Safety Center. Staff is proud to acknowledge that $2.6 million of next year's CIP funding is from federal, state and county grant funds.

The City's budget was prepared in a conservative and prudent manner, incorporating current and future economic indicators regarding revenue estimates and expenditures. The City's fiscal practices, which include a consideration of future needs and strategic long-term planning, have enabled our City to achieve and maintain a positive, stable financial condition.

In closing, I would like to express my appreciation and gratitude to the Mayor and the City Council for their leadership and support throughout the process and for setting a course that reflects the values and priorities of the community, and to City staff across all of our departments for their active and thoughtful participation in developing this budget.

Respectfully submitted,

Hannah Shin-Heydorn
City Manager

CITY OF STANTON
Organizational Structure

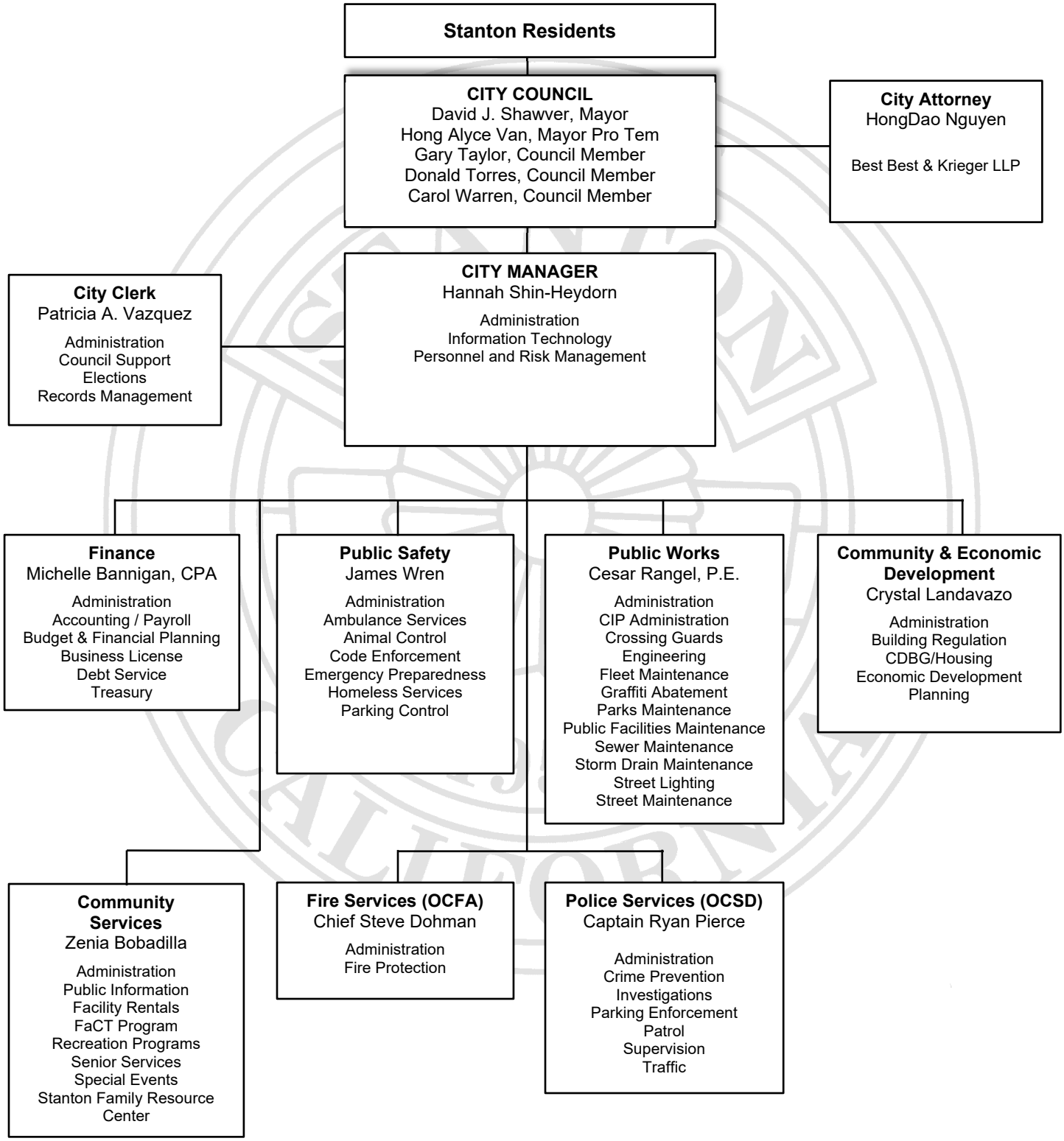

The Budget Document and Process – Understanding the Details

Document Organization

The budget document is organized to convey financial and narrative information by fund, operating department, and capital projects. This format allows the reader to review the City's budget at different levels of detail ranging from an overview of the fund as a whole, to a specific department, or capital project. Local government budgets are made up of funds which help organize and account for restricted resources. Each fund is considered a separate accounting entity.

The budget document is divided into the following sections:

- The *Operating Budget by Fund* section presents the total revenues and expenditures for each fund. The budget document is organized by the following fund types: General Funds, Special Revenue Funds, Capital Projects Funds, Enterprise Funds, and Internal Service Funds. A description of each fund type and each individual fund is provided in this section.

- The *Operating Budget by Department* section includes a description of each Department and its various divisions. Expenditures are displayed at the Department level as well as at the division level. For example, the Public Works Department's Operating Budget by Department section includes a summary of the Department's total expenditures for the entire Department (Public Works), as well as the expenditures for each division separately (Public Works Administration, Capital Improvement Program (CIP) Administration, Engineering, Public Facilities Maintenance, Parks Maintenance, Street Maintenance, Storm Drain Maintenance, Graffiti Abatement, Sewer Maintenance, and Fleet Maintenance). In addition, each Department Summary page includes a list of the number of full-time equivalent (FTE) positions that are funded at the Department level.

- The *Capital Improvement Program* section includes a summary of each capital project planned by project type (streets, parks, sewer, etc.) and by funding source (Gas Tax Fund, Measure M Fund, etc.). In addition, this section includes a detailed description for each project included in the City's CIP.

Basis of Accounting

The City's Governmental Funds (General Funds, Special Revenue Funds, and Capital Project Funds) and Proprietary Funds Budgets (Enterprise Funds and Internal Service Funds) are developed using a modified accrual basis of accounting. While the Governmental Funds are accounted for using the modified accrual basis, the Proprietary Funds are accounted for using the full accrual basis of accounting. Both of these bases are generally accepted accounting principles (GAAP). Modified accrual basis of

accounting recognizes revenues when measurable and available and records expenses when incurred, while the full accrual basis of accounting, records revenues when earned and recognizes expenses when incurred, regardless of when the related cash flow takes place.

Expenditures are recognized under the modified accrual basis of accounting when the related fund liability is incurred. An exception to this general rule is principal and interest due on general long-term debt which is recognized when due.

Operating Budget Calendar

December: The operating budget preparation begins. Budget guidelines and instructions, including a budget schedule, are finalized, and distributed to Senior Staff. Departments are also asked to begin the process of determining how their staff will be allocated in the next year's budget. Critical to their planning process for the upcoming year, departments are allowed to reallocate staffing resources to meet the changing demands placed on service delivery.

January: The Finance Department meets with the Human Resources Manager to determine benefit estimates and inflation factors to use in developing the personnel budget. Departments submit any requests to changes to their personnel budget, such as reclassifications of existing positions and new staffing positions. The Finance Department updates salary and benefit information, including staffing allocations in the personnel budget module. The Finance Department begins to prepare projections for revenue estimates. In addition, the Community Services Department seeks input from the Parks, Recreation, & Community Services Commission regarding requests to submit to the City Council for consideration in the upcoming budget.

February: Departments complete their budget requests, and upload supporting documentation, in the budget module. In addition, Departments are responsible for completing revenue estimates for the user fees their Departments are responsible for collecting (permit fees, facility rental fees, etc.). The Finance Department reviews the documentation provided by the Departments for completeness and reasonableness. In addition, the City Manager provides the final approval on changes to the City's personnel staffing plan for the upcoming budget year.

March: The City Manager and Finance Department staff meet with staff from each Department to review each Department's proposed budget. In addition, the City Manager, Finance Director, Public Works Director/City Engineer, and Community Services Director meet to review the proposed Capital Improvement Program plan for the upcoming year.

April: The City Manager makes final decisions on the proposed operating budget requests, along with the general message to the City Council.

May: The proposed budget document is compiled, edited, and forwarded to the City Council members. The City Manager and Finance Director formally present the proposed budget to the City Council in a budget workshop session. The Public Works Director/City Engineer submits the proposed CIP budget to the Planning Commission to formally find that the proposed projects are consistent with the City's General Plan.

June/July: Final adoption occurs at a public meeting in June. All changes made during the public process are incorporated into the adopted budget document which is published on the City website and uploaded to the City's finance system.

Changing the Budget

Level of Control and Changes to the Adopted Budget

Budgetary control, the level at which expenditures cannot legally exceed the appropriated amount, is implemented at the fund level. Budgets may not legally be exceeded at the fund level without appropriate authorization by the City Council, except as noted below. The following controls are placed on the use and transfers of budgeted funds:

- The City Manager may authorize all transfers of funds from account to account within any department.

- The City Manager may authorize all transfers of funds from department to department within any fund.

- The City Manager may authorize increases in appropriations for a specific purpose where the appropriation is offset by unbudgeted revenues, which are designated for said specific purpose.

There are two types of budget transfers:

Budget Adjustment: Budget adjustments between departments and accounts within the same fund that do not result in the total appropriations in the fund to change (unless offset by additional revenue as previously explained) can be authorized by City Manager approval.

Budget Amendment: This is an adjustment to the total appropriated amount within a fund, which was not included in the original adopted budget. These supplemental appropriations are presented to the City Council in an agenda report and require approval, by a two-thirds vote of the City Council. Unexpended appropriations automatically lapse at the end of the fiscal year and are included in the ending fund balance calculations within each fund. However, with City Manager approval, appropriations for outstanding encumbrances and projects in progress at the end of the fiscal year can be appropriated to the subsequent fiscal year's operating and capital budget.

Fund Structure

General Funds	Special Revenue Funds			Capital Project Funds	Enterprise Funds	Internal Service Funds
General Fund	Public Benefit Fees Fund	Lighting and Median Maintenance 1972 Act Fund	Public Safety Task Force Grant Fund	General Capital Project Fund	Sewer Maintenance Fund	Workers' Compensation Fund
Transaction and Use Tax Fund	Beautification Fees Fund	Air Quality Improvement Fund	Stanton Central Park Maintenance Fund	Park In-Lieu Fees Fund	Sewer Capital Improvement Fund	Liability/Risk Management Fund
	Neighborhood Preservation Fees Fund	Other Grants Fund	Housing Authority Fund			Employee Benefits Fund
	Certified Access Specialist Program (CASP) Fund	Supplemental Law Enforcement Grant Fund				Fleet Maintenance Fund
	Gas Tax Fund	Families and Communities Together (FaCT) Fund				
	Road Maintenance and Rehabilitation Account (RMRA) Fund	Senior Transportation Fund				
	Measure M Fund	Street Impact Fees Fund				
	Community Development Block Grant (CDBG) Fund	Traffic Signal Impact Fees Fund				
	Fire Protection Services Fund	Community Center Impact Fees Fund				
	Lighting Maintenance 1919 Act Fund	Police Services Impact Fees Fund				

DESCRIPTION OF REVENUE SOURCES

City revenues are derived from a variety of sources. Some revenues, such as property tax, sales tax and business licenses are generated locally. Other sources of revenue are sent to Sacramento and remitted back to the City at a later time. The following list summarizes the most significant sources of City revenues.

General Fund Revenue Sources (#101 and #102)

Property Tax - All property taxes in the State of California are administered at the county level for all local agencies. The property tax revenue recorded in the City's General Fund includes taxes derived from the following: a) the base rate of 1% of the full value of a property as determined by the County Assessor's office; 2) real property transfer tax resulting from the transfer of property ownership; 3) property tax in lieu of vehicle license fees (per legislation passed by the State of California in 2004); and 4) residual redevelopment property tax (resulting from the State of California's dissolution of redevelopment agencies in 2012). The City of Stanton receives approximately $0.14 of every property tax dollar levied.

Sales Tax - This revenue is levied on all tangible retail goods sold within the Stanton City limits. A 7.75% tax is levied at the site where the sale is made. One percent is remitted back to the City by the State of California.

Transaction and Use Tax - On November 4, 2014, the Stanton residents approved Measure GG, which is a 1% general transactions and use tax levied on all tangible retail goods delivered within the Stanton City limits. These monies are not restricted for a particular purpose.

Franchise Fees - This revenue is received from utility companies for the exclusive right to provide cable, electric, water, refuse, and water services in the City.

Utility User Tax - A 5% tax is levied on the service user of utilities used within the City (electricity, gas, water, and telephone). The tax is collected by the utility service provider and remitted to the City monthly.

Transient Occupancy Tax - A tax of 12% of the total occupancy cost charged is collected by a motel, hotel, or rental agent for properties located within the City limits.

Business Licenses - Any person or partnership which pursues business activities within the City limits must possess a valid City of Stanton Business License. This license officially recognizes that the business entity has complied with all City requirements.

Cannabis Tax - On November 5, 2019, the Stanton residents approved Measure A, which authorized a tax on cannabis or hemp businesses to fund municipal services. The tax rates include: $13 per square foot used for cultivation businesses; a maximum rate of 2.5% of gross receipts for testing laboratory businesses; a maximum rate of 6% of gross receipts for retailers (dispensaries and retail delivery businesses); a maximum of 3% of gross receipts

for distribution businesses; and a maximum of 4% of gross receipts for manufacturing businesses.

Intergovernmental - These revenues are primarily received from the State of California and County of Orange. Examples of revenues included in this category are state mandated cost reimbursements, motor vehicle license fees, public safety augmentation tax, and the City's share of waste disposal revenue from the County of Orange.

Charges for Services - Charges for services are reimbursements received from other City funds for personnel overhead charges and information technology services.

Fees and Permits - This revenue category includes those charges directly charged to an individual or entity for specific services rendered by the City. They include charges to process or issue building permits and costs to conduct engineering and planning reviews of any building project undertaken by a licensed contractor or private property owner. They also include registration costs for participants of City sponsored recreation and leisure time classes and the annual solid waste impact fee the City receives from CR&R.

Fines and Forfeitures - This revenue is remitted to the City from the County of Orange and the State of California. These include legal violations, narcotics forfeitures, and motor vehicle fines. This category also includes parking citations and administrative citations issued by the City's Parking and Code Enforcement staff.

Use of Money and Property - Funds generated from the investment of City funds and rental or use of City properties. These revenues include interest income and rental income accounted for in various funds.

Other Revenue - This revenue includes sale of property, publication costs, firework services, donations, insurance and expense reimbursements, and the repayment of loans provided to other City funds.

Interfund Transfers - Resources transferred from other funds which are used to reimburse administrative, maintenance, and capital improvement costs necessary to conduct particular projects or programs.

Special Revenue Fund Revenue Sources

Public Benefit Fees Fund (#104) - To account for developer contributions received pursuant to negotiated developer agreements. These fees can be used at the City's discretion for the maintenance or improvement of any public facility within the City, including parks, streets, and facilities.

Beautification Fees Fund (#105) - To account for developer contributions received pursuant to negotiated developer agreements. These fees can be used at the City's discretion for beautification and enhancement projects anywhere within the City.

Neighborhood Preservation Fees Fund (#106) - To account for developer contributions received pursuant to negotiated developer agreements. These fees can be used at the City's discretion for any neighborhood preservation activities within the City.

Certified Access Specialist Program (CASP) Fund (#210) - To account for the state-mandated $4 fee that is required by Senate Bill 1186 to be collected with each business license issued by the City. These funds are restricted to fund certified access specialist programs.

Gas Tax Fund (#211) - To account for the receipts and expenditures of money apportioned under Sections 2103, 2105, 2106, 2107, and 2107.5 of the California Streets and Highways Code. These monies are earmarked for the maintenance, rehabilitation, or improvement of public streets.

Road Maintenance and Rehabilitation Account (RMRA) Fund (#215) - To account for revenues and expenditures of the Road Maintenance and Rehabilitation Account funds resulting from the Road Repair and Accountability Act of 2017 (SB-1). These funds are restricted for maintenance, rehabilitation or improvement of streets, freeways, bridges, and other transit related improvements.

Measure M Fund (#220) - To account for the City's share of the sales tax increase authorized by Orange County's Measure "M2". These monies are legally restricted for the acquisition, construction, and improvement of local streets and roads.

Community Development Block Grant (CDBG) Fund (#222) - To account for revenues received from the County of Orange for the Community Development Block Grant (CDBG) program funded by the U.S. Department of Housing and Urban Development. These funds are primarily used to fund the City's housing rehabilitation loan program.

Fire Protective Services Fund (#223) - To account for a special tax approved by the voters in August 1985 to fund fire protection and prevention services.

Lighting Maintenance 1919 Act Fund (#224) - To account for the revenues and expenditures of the Stanton Municipal Lighting District, which was formed under the Street Lighting Act of 1919. Financing is provided through special assessments that are levied to provide funding for the acquisition, improvement, and maintenance of streetlights.

Lighting and Median Maintenance 1972 Act Fund (#225) - To account for the revenues and expenditures of the Stanton Lighting and Median District No. 1, which was formed under the Landscaping and Lighting Act of 1972. Financing is provided through special assessments that are levied to provide funding for the improvements and maintenance of: streetlights, medians, parkways, and parks.

Air Quality Improvement Fund (#226) - To account for the City's share of additional motor vehicle registration fees imposed by AB 2766 to finance the implementation of mobile source emission reduction programs and the provisions of the California Clean Air Act.

Other Grants Fund (#227) - To account for revenues and expenditures associated with project-specific grants. The use of the revenues is restricted according to the terms of the grant agreement and/or program.

Supplemental Law Enforcement Grants Fund (#242) - To account for proceeds from the State of California Community Oriented Policy Support (COPS) grant funds. These funds are used to fund law enforcement activities within the City.

Families and Communities Together (FACT) Grant Fund (#250) - To account for revenues and expenditures related to funding received by the County of Orange, through the federal government, for the Family Preservation and Support Program.

Senior Transportation Fund (#251) - To account for the revenues and expenditures associated with the City's cooperative agreement with the Orange County Transportation Authority (Agreement No. C-1-2865) to provide a Senior Mobility Program (SMP) for senior transportation services. This agreement is funded by the sales tax increase authorized by Orange County's Measure "M2".

Street Impact Fees Fund (#261) - To account for the revenues and expenditures made for roadway improvements associated with development. Financing is provided through a developer impact fee established by City Ordinance No. 977.

Traffic Signal Impact Fees Fund (#262) - To account for the revenues and expenditures made for traffic signal improvements associated with development. Financing is provided through a developer impact fee established by City Ordinance No. 977.

Community Center Impact Fees Fund (#263) - To account for the revenues and expenditures made for the construction of an additional Community Center to service new residents resulting from development. Financing is provided through a developer impact fee established by City Ordinance No. 977.

Police Services Impact Fees Fund (#264) - To account for the revenues and expenditures made for additional police facilities needed to service new residents resulting from development. Financing is provided through a developer impact fee established by City Ordinance No. 977.

Public Safety Task Force Fund (#271) - To account for funds received from the State of California, passed through the North Orange County Public Safety Collaborative, for the purpose of youth violence prevention and intervention activities and homeless services.

Stanton Central Park Maintenance Fund (#280) - To account for the restricted donations received to fund the maintenance of Stanton Central Park.

Housing Authority Fund (#285) - To account for all resources associated with the operations and maintenance of the Stanton Housing Authority's affordable housing programs.

Capital Projects Fund Revenue Sources

General Capital Projects Fund (#305) - To account for financial resources to be used for the acquisition or construction of major capital facilities (other than those financed by proprietary funds and bond proceeds). The revenue source for this fund is transfers from other City funds ("interfund transfers") to reimburse the General Capital Projects Fund for capital improvement program expenditures as they occur.

Park In Lieu Fees Fund (#310) - To account for the revenues and expenditures made for park and recreational purposes through a developer fee established by Stanton Municipal Code Section 19.42.090.

Enterprise Fund Revenue Sources

Sewer Maintenance Fund (#501) - To account for the revenues and expenses associated with the maintenance and capital improvement of the City's sewer system. This fund's major source of revenue is derived from a special assessment (user charge) set annually by the City Council and levied on the property tax roll.

Sewer Capital Improvement Fund (#502) - To account for the sewer connection fees collected to fund the capital improvement of the City's sewer system.

Internal Service Fund Revenue Sources

Workers' Compensation Fund (#602) - To account for the accumulation of resources (through charges to other funds) for and the payment of the City's workers' compensation insurance, including claims, legal, and other expenses.

Liability/Risk Management Fund (#603) - To account for the accumulation of resources (through charges to other funds) for and the payment of the City's various insurance coverages (except workers' compensation), including claims, legal, and other expenses.

Employee Benefits Fund (#604) - To account for the accumulation of resources (through charges to other funds) for and the payment of the City's various personnel benefits, including employer contributions for pension benefits, health insurance premiums, and leave payoffs for employees who terminate employment with the City.

Fleet Maintenance Fund (#605) - To account for the accumulation of resources (through charges to other funds) for the payment of operations, maintenance, and replacement of City vehicles.

CITY OF
STANTON
1956
CALIFORNIA

FY 2024/25
CITY-WIDE REVENUES
BY FUND TYPE
*TOTAL - $46,675,365**

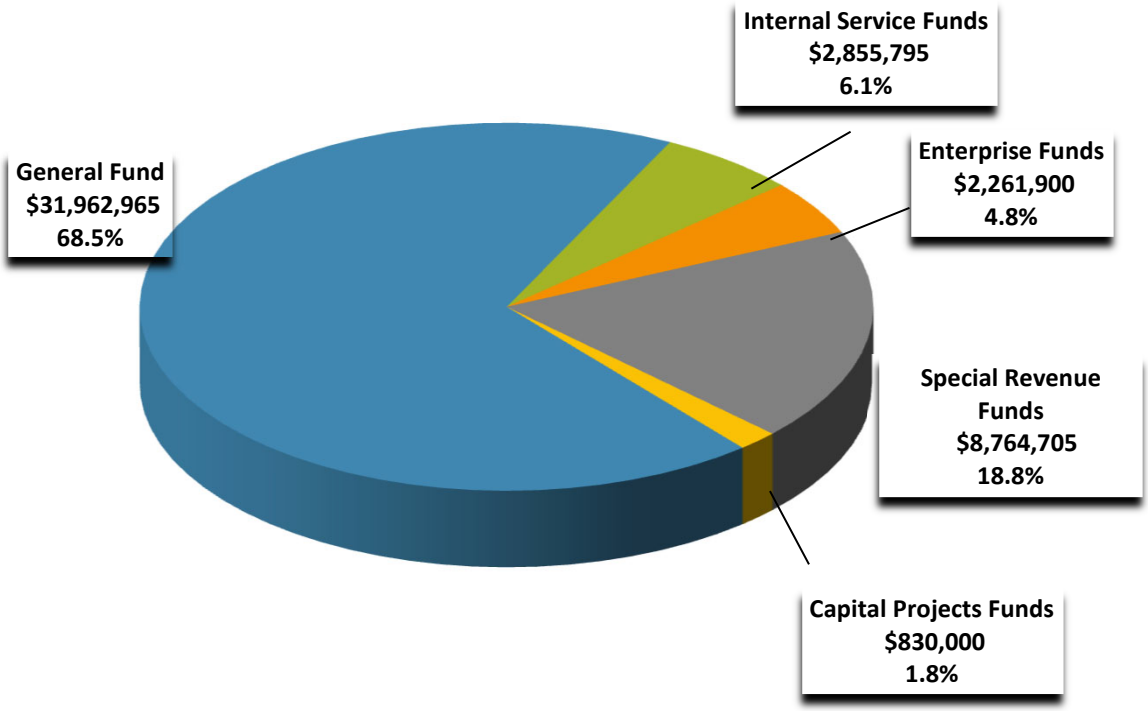

* Excludes interfund transfers.

FY 2024/25
CITY-WIDE EXPENDITURES
BY FUND TYPE
*TOTAL - $45,861,965**

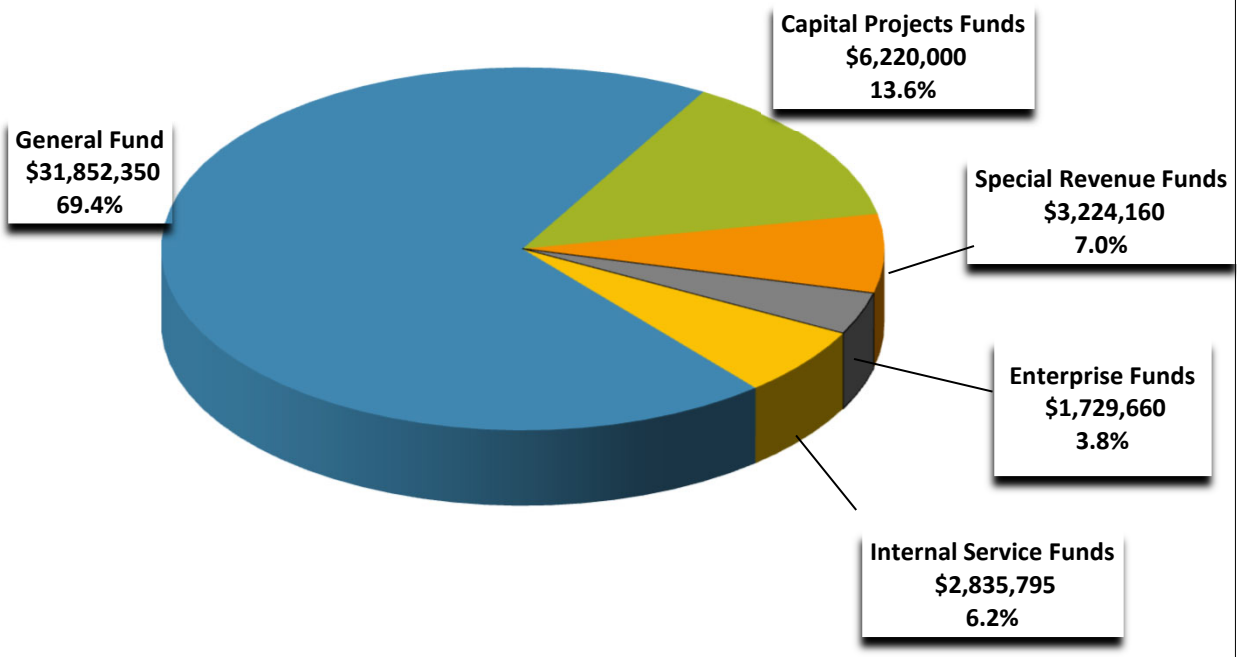

* Excludes interfund transfers.

City of Stanton
BUDGET SUMMARY BY FUND
FISCAL YEAR 2024/25

	Projected Beginning Balance 7/1/2024 [1]	Revenues FY 2024/25	Operating Expenditures FY 2024/25	CIP Expenditures FY 2024/25	Transfers In FY 2024/25	Transfers Out FY 2024/25	Adjustments	Projected Ending Balance 6/30/2025
GENERAL FUNDS								
General Fund (#101)								
Unassigned	$ 17,050,112	$ 25,670,965	$ (24,876,835)	$ -	$ 880,000	$ (216,130)	$ (300,000)	$ 18,208,112
Assigned - General Plan Maintenance Surcharge	60,000	10,000	-	-	-	-	-	70,000
Assigned - Special Projects	2,762,092	-	(551,515)	-	-	-	-	2,210,577
Reserve - Economic Uncertainty [2]	6,100,000	-	-	-	-	-	200,000	6,300,000
Reserve - Emergency Disaster Continuity [2]	3,000,000	-	-	-	-	-	100,000	3,100,000
Reserve - Capital Improvement [2]	5,000,000	-	-	-	-	-	-	5,000,000
Reserve -Equipment and Maintenance [2]	150,000	-	-	-	-	-	-	150,000
Reserve -Technology Equipment [2]	150,000	-	-	-	-	-	-	150,000
Non-Spendable-Public Benefit Agreement with Rodeo 39 [4]	1,368,540	-	(350,000)	-	-	-	-	1,018,540
Non-Spendable-Notes Receivable	84,035	-	-	-	-	-	-	84,035
Total General Fund	**35,724,779**	**25,680,965**	**(25,778,350)**	**-**	**880,000**	**(216,130)**	**-**	**36,291,264**
Transaction & Use Tax Fund (#102)								
Unassigned	-	6,282,000	(6,074,000)	-	-	(208,000)	-	-
GENERAL FUNDS - TOTAL	**$ 35,724,779**	**$ 31,962,965**	**$ (31,852,350)**	**$ -**	**$ 880,000**	**$ (424,130)**	**$ -**	**$ 36,291,264**
Special Revenue Funds								
Public Benefit Fees (#104)								
Committed by Developer Agreements for Public Benefit/Public Facilities [3]	1,838,446	-	-	-	-	-	-	1,838,446
Beautification Fees (#105)								
Committed by Developer Agreements for Beautification Projects [3]	240,000	-	-	-	-	-	-	240,000
Neighborhood Preservation Fees (#106)								
Committed by Developer Agreements for Neighborhood Preservation [3]	114,000	-	-	-	-	-	-	114,000
CASP Program Fund (#210)								
Restricted-CASP Program	$ 66,130	$ 10,000	$ (5,000)	$ -	$ -	$ -	$ -	$ 71,130
Gas Tax Fund (#211)								
Restricted-Street Rehabilitation and Maintenance	1,324,637	1,100,190	(436,320)	-	-	(165,000)	-	1,823,507
Road Maintenance and Rehabilitation Account (RMRA) Fund (#215)								
Restricted-Streets and Roads Capital Projects	35,022	1,010,250	-	-	-	(1,045,270)	-	2
Measure M Fund (#220)								
Restricted-Streets and Roads Capital Projects	76,857	772,000	-	-	-	(789,730)	-	59,127
Community Development Block Grant (CDBG) Fund (#222)								
Restricted-Housing Rehabilitation for Low and Moderate Income Housing Persons	174,887	355,000	-	-	-	(350,000)	-	179,887
Fire Protective Services Fund (#223)								
Restricted-Fire Protection and Prevention Services	-	385,000	(3,000)	-	-	(382,000)	-	-
Lighting Maintenance 1919 Act Fund (#224)								
Restricted-Maintenance and Capital Projects for Street Lights	524,101	841,800	(250,000)	-	-	-	-	1,115,901
Lighting and Median Maintenance 1972 Act Fund (#225)								
Restricted-Lighting and Landscape Maintenance	619,685	237,500	(529,665)	-	-	-	-	327,520
Air Quality Improvement Fund (#226)								
Restricted-Mobile Source Emissions Reduction Programs	125,542	57,500	(29,000)	-	-	-	-	154,042
Other Grants Fund (#227)								
Restricted-Grant Specific Programs	-	2,250,000	-	-	-	(2,250,000)	-	-
Supplemental Law Enforcement Grants Fund (#242)								
Restricted-Law Enforcement	278,352	185,000	(34,000)	-	-	(160,000)	-	269,352
Families and Communities Together (FACT) Grant Fund (#250)								
Restricted-Family Preservation and Support Program	-	357,240	(461,565)	-	104,325	-	-	-
Senior Transportation Fund (#251)								
Restricted-Senior Mobility Program	105,864	38,500	(16,200)	-	3,030	-	-	131,194
Street Impact Fees Fund (#261)								
Restricted-Streets and Roads Capital Projects	250,556	132,000	-	-	-	-	-	382,556
Traffic Signal Impact Fees Fund (#262)								
Restricted-Traffic Signals Capital Projects	33,295	28,500	-	-	-	-	-	61,795
Community Center Impact Fees Fund (#263)								
Restricted-New Community Center Facility	283,828	99,000	-	-	-	-	-	382,828
Police Services Impact Fees Fund (#264)								
Restricted-New Police Center Facility	258,275	90,000	-	-	-	-	-	348,275
Public Safety Task Force Grant Fund (#271)								
Restricted-Homeless Outreach Activities	-	45,225	(45,225)	-	-	-	-	-

City of Stanton
BUDGET SUMMARY BY FUND
FISCAL YEAR 2024/25

	Projected Beginning Balance 7/1/2024 [1]	Revenues FY 2024/25	Operating Expenditures FY 2024/25	CIP Expenditures FY 2024/25	Transfers In FY 2024/25	Transfers Out FY 2024/25	Adjustments	Projected Ending Balance 6/30/2025
Stanton Central Park Maintenance Fund (#280)								
Restricted-Park Maintenance	-	50,000	(158,775)	-	108,775	-	-	-
Housing Authority Fund (#285)								
Restricted-Affordable Housing	5,297,435	720,000	(1,255,410)	-	-	-	-	4,762,025
Non-Spendable-Notes Receivable	978,000	-	-	-	-	-	-	978,000
Total Housing Authority Fund	**6,275,435**	**720,000**	**(1,255,410)**	**-**	**-**	**-**	**-**	**5,740,025**
SPECIAL REVENUE FUNDS - TOTAL	**$ 12,624,912**	**$ 8,764,705**	**$ (3,224,160)**	**$ -**	**$ 216,130**	**$ (5,142,000)**	**$ -**	**$ 13,239,587**
Capital Projects Funds								
Capital Projects Fund (#305)								
Assigned-Capital Projects	$ 186,564	$ -	$ -	$ (6,220,000)	$ 6,150,000	$ -	$ -	$ 116,564
Park In Lieu Fund (#310)								
Restricted-Parks and Recreation	7,273	830,000	-	-	-	(220,000)	-	617,273
CAPITAL PROJECTS FUNDS - TOTAL	**$ 193,837**	**$ 830,000**	**$ -**	**$ (6,220,000)**	**$ 6,150,000**	**$ (220,000)**	**$ -**	**$ 733,837**
GENERAL GOVERNMENTAL FUNDS - TOTAL	**$ 48,543,528**	**$ 41,557,670**	**$ (35,076,510)**	**$ (6,220,000)**	**$ 7,246,130**	**$ (5,786,130)**	**$ -**	**$ 50,264,688**
ENTERPRISE FUNDS								
Sewer Maintenance Fund (#501)								
Unrestricted Net Position - Available	$ 5,183,316	$ 2,253,200	$ (1,729,660)	$ -	$ -	$ (1,440,000)	$ -	$ 4,266,856
Reserve - Capital [2]	1,000,000	-	-	-	-	-	-	1,000,000
Investment in Capital Assets	4,683,660	-	-	-	-	-	-	4,683,660
Total Sewer Maintenance Fund	**10,866,976**	**2,253,200**	**(1,729,660)**	**-**	**-**	**(1,440,000)**	**-**	**9,950,516**
Sewer Capital Improvement Fund (#502)								
Restricted-Sewer Capital Projects	8,204	8,700	-	-	-	-	-	16,904.000
Total Sewer Capital Improvement Fund	**8,204**	**8,700**	**-**	**-**	**-**	**-**	**-**	**16,904.000**
ENTERPRISE FUNDS - TOTAL	**$ 10,875,180**	**$ 2,261,900**	**$ (1,729,660)**	**$ -**	**$ -**	**$ (1,440,000)**	**$ -**	**$ 9,967,420**
INTERNAL SERVICE FUNDS								
Workers Compensation Fund (#602)								
Unrestricted Net Position-Available	$ 852,800	$ 94,300	$ (94,300)	$ -	$ -	$ -	$ -	$ 852,800
Liability/Risk Management Fund (#603)								
Unrestricted Net Position-Available	50,349	384,345	(384,345)	-	-	-	-	50,349
Employee Benefits Fund (#604)								
Unrestricted Net Position-Available	132,276	2,188,540	(2,188,540)	-	-	-	-	132,276
Net Pension Liability, Net of Deferred Amounts	(4,832,863)	-	-	-	-	-	-	(4,832,863)
Non-Spendable-Pension Stabilization [2]	4,254,533	-	-	-	-	-	-	4,254,533
Total Employee Benefits Fund	**(446,054)**	**2,188,540**	**(2,188,540)**	**-**	**-**	**-**	**-**	**(446,054)**
Fleet Maintenance Fund (#605)								
Unrestricted Net Position - Available	333,466	188,610	(168,610)	-	-	(20,000)	-	333,466
Vehicle Replacement Reserve [2]	100,000	-	-	-	-	-	-	100,000
Investment in Capital Assets	187,958	-	-	-	-	-	-	187,958
Total Fleet Maintenance Fund	**621,424**	**188,610**	**(168,610)**	**-**	**-**	**(20,000)**	**-**	**621,424**
INTERNAL SERVICE FUNDS - TOTAL	**$ 1,078,519**	**$ 2,855,795**	**$ (2,835,795)**	**$ -**	**$ -**	**$ (20,000)**	**$ -**	**$ 1,078,519**
ALL FUNDS - TOTAL	**$ 60,497,227**	**$ 46,675,365**	**$ (39,641,965)**	**$ (6,220,000)**	**$ 7,246,130**	**$ (7,246,130)**	**$ -**	**$ 61,310,627**
Less: Stanton Housing Authority			*1,255,410*	*-*		*-*		
Total Appropriations Approved by City Council			***$ (38,386,555)***	***$ (6,220,000)***		***$ (7,246,130)***		

Notes:
(1) - As of March 31, 2024
(2) - Per City Council Reserve Policy adopted annually.
(3) - Pursuant to approved developer agreements, this amount represents public benefit fees the City received that should be used for the following projects relating to: public facilities, neighborhood preservation, and city beautification/enhancement.
(4) - During Fiscal Year 2020/21, the City Council approved an economic development loan with Rodeo 39 Marketplace LLC ("Rodeo 39") for $2,250,000. The loan is being repaid from 50% of sales tax and transaction and use tax (Measure GG) generated by the businesses located at the property. The reduction in the nonspendable fund balance represents the loan repayment that is expected during Fiscal Year 2024/25.

City of Stanton
TABLE OF ORGANIZATION FTE's*

DEPARTMENT/POSITION	Actual 2022/23	Adopted 2023/24	Amended 2023/24	2024/25 Budget Change	Proposed 2024/25
Administration Department					
ASSISTANT TO THE CITY MANAGER	1	0	0	0	0
DEPARTMENTAL ASSISTANT[1]	0.50	0.50	0.50	0	0.50
CITY CLERK	1	1	1	0	1
CITY MANAGER	1	1	1	0	1
HUMAN RESOURCES/RISK MANAGEMENT ANALYST	0	0.48	0.48	0	0.48
HUMAN RESOURCES MANAGER	1	1	1	0	1
INFORMATION TECHNOLOGY SPECIALIST	1	1	1	0	1
MANAGEMENT ANALYST *(Limited-Term)* [2]	1	1	1	0	1
Total Administration Department	**6.50**	**5.98**	**5.98**	**0**	**5.98**
Finance Department					
ACCOUNTING MANAGER	1	1	1	0	1
ACCOUNTANT	0	0	1	0	1
ADMINISTRATIVE CLERK	0.96	0.96	0.96	(0.48)	0.48
ADMINISTRATIVE CLERK *(Limited-Term)* [3]	0	0	0	0.48	0.48
ADMINISTRATIVE SERVICES SUPERVISOR	1	1	1	0	1
FINANCE DIRECTOR	1	1	1	0	1
FINANCE INTERN	0.48	0.48	0.48	0	0.48
SENIOR ACCOUNTING TECHNICIAN	2	2	1	0	1
SENIOR ACCOUNTING TECHNICIAN *(Limited-Term)*	1	1	1	(1)	0
Total Finance Department	**7.44**	**7.44**	**7.44**	**(1)**	**6.44**
Public Safety Department					
CODE ENFORCEMENT OFFICER	3	3	3	0	3
CODE ENFORCEMENT/PARKING CONTROL MANAGER	1	1	1	0	1
DEPARTMENTAL ASSISTANT [1]	0.50	0.50	0.50	0	0.50
OUTREACH COORDINATOR	2	2	2	0	2
OUTREACH COORDINATOR *(Limited-Term)* [4]	2	2.48	2.00	(1.52)	0.48
PARKING CONTROL/CODE ENFORCEMENT SPECIALIST	1.96	1.96	1.96	0	1.96
PARKING CONTROL/CODE ENFORCEMENT SPECIALIST *(Limited-Term)* [3]	0	0	0.48	0	0.48
PUBLIC SAFETY DIRECTOR	1	1	1	0	1
Total Public Safety Department	**11.46**	**11.94**	**11.94**	**(1.52)**	**10.42**
Public Works Department					
ASSISTANT CITY ENGINEER *(Limited-Term)* [5]	0	0.73	0.73	0.27	1
ASSOCIATE ENGINEER	1	1	1	0	1
DEPARTMENTAL ASSISTANT	1	1	1	0	1
FACILITIES MAINTENANCE WORKER I/II	5	5	5	0	5
PUBLIC WORKS DIRECTOR/CITY ENGINEER	1	1	1	0	1
PUBLIC WORKS INTERN	0.48	0.48	0.48	0	0.48
PUBLIC WORKS MANAGER	1	1	1	0	1
SENIOR PUBLIC WORKS INSPECTOR	1	1	1	0	1
Total Public Works Department	**10.48**	**11.21**	**11.21**	**0.27**	**11.48**
Community & Economic Development Department					
ASSISTANT PLANNER	1	1	1	0	1
ASSOCIATE PLANNER	1	0	0	0	0
BUILDING INSPECTOR [6]	1	1	1	(1)	0
BUILDING OFFICIAL	1	0	0	0	0
COMMUNITY AND ECONOMIC DEVELOPMENT DIRECTOR	1	1	1	0	1
DEPARTMENTAL ASSISTANT	0	1	1	0	1

City of Stanton
TABLE OF ORGANIZATION FTE's*

DEPARTMENT/POSITION	Actual 2022/23	Adopted 2023/24	Amended 2023/24	2024/25 Budget Change	Proposed 2024/25
Community & Economic Development Department, Continued					
DEPARTMENTAL ASSISTANT *(Limited-Term)*	1	0	0	0	0
PERMIT TECHNICIAN	1	1	1	0	1
PLANNING MANAGER	0	1	1	0	1
PLANNING MANAGER *(Limited-Term)*	1	0	0	0	0
PLANNING TECHNICIAN	1	1	1	0	1
SENIOR PLANNER	1	1	1	0	1
Total Community & Economic Development Department	**10.00**	**8.00**	**8.00**	**(1)**	**7.00**
Community Services Department					
COMMUNITY SERVICES COORDINATOR	3.48	3.48	3.48	0	3.48
COMMUNITY SERVICES DIRECTOR	1	1	1	0	1
COMMUNITY SERVICES MANAGER	1	1	1	0	1
DEPARTMENTAL ASSISTANT	1	1	1	0	1
COMMUNITY SERVICES MANAGER	1	1	1	0	1
RECREATION LEADER	4.75	4.08	4.08	0.00	4.08
RECREATION LEADER *(Limited-Term)* (3)	1.92	1.92	1.92	0	1.92
SENIOR ADMINISTRATIVE CLERK	1	1	1	0	1
SENIOR RECREATION LEADER	1.43	2.10	2.10	0.00	2.10
Total Community Services Department	**16.58**	**16.58**	**16.58**	**0.00**	**16.58**
GRAND TOTAL	**62.46**	**61.15**	**61.15**	**(3.25)**	**57.90**

Notes:

*FTE (Full-time Equivalent) - A full-time position is based upon 2,080 work hours (26 two-week pay periods times 80 hours) in a year. An FTE of 1.0 means that the person is equivalent to one full time worker, while an FTE of 0.5 indicates that the employee is budgeted for part-time.

(1) - This full-time position is shared between the Administration and Public Safety Departments.

(2) - This position is funded by the General Fund assigned fund balance through December 31, 2024.

(3) - This position is funded by the General Fund assigned fund balance through June 30, 2025.

(4) - The City received funding from the North Orange County Public Safety Collaborative to fund a part-time position until the grant funds are spent or June 30, 2026, whichever comes first.

(5) - This part-time position was funded by the General Fund assigned fund balance through June 30, 2024. Effective July 1, 2024, this full-time position will be funded by other City funds.

(6) - Building inspection services will continue to be contracted to a third party vendor.

CITY OF
STANTON
1956
CALIFORNIA

Operating Budget
By Fund

CITY OF
STANTON
1956
CALIFORNIA

FY 2024/25
GENERAL FUND REVENUES
BY TYPE
TOTAL - $32,634,965

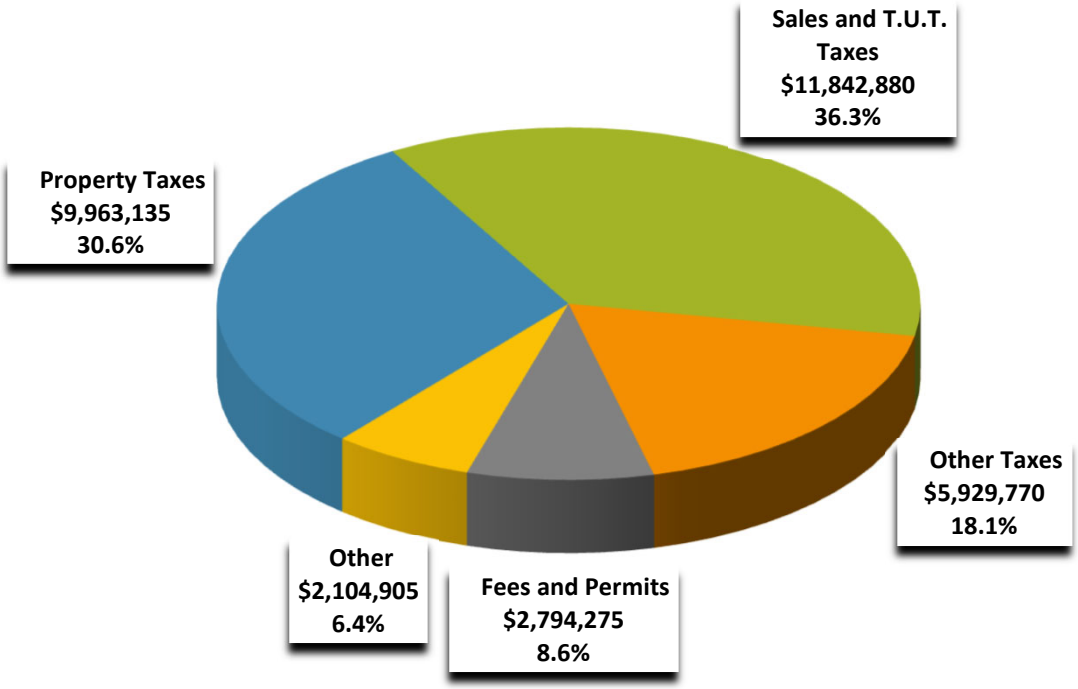

FY 2024/25
GENERAL FUND
EXPENDITURES BY TYPE
TOTAL - $32,068,480

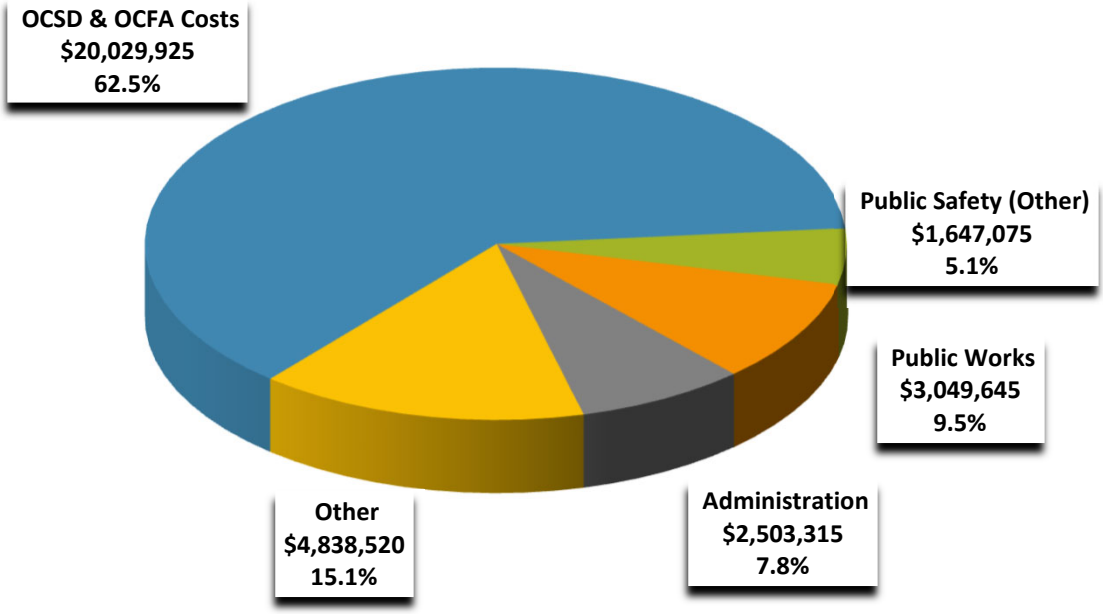

City of Stanton
GENERAL FUND SUMMARY (#101 and #102 Combined)
FISCAL YEAR 2024/25

Description	Actual 2022/23	Adopted Budget 2023/24	Amended Budget 2023/24 [1]	Proposed Budget 2024/25	% Change From Prior Year
PROJECTED REVENUES AND OTHER RESOURCES					
Property Taxes	$ 8,964,390	$ 9,163,100	$ 9,412,550	$ 9,963,135	5.85%
Sales Taxes	5,321,610	5,471,900	5,376,730	5,560,880	3.42%
Transaction and Use Taxes	6,958,521	6,154,000	6,129,470	6,282,000	2.49%
Franchise Fees	1,296,456	1,157,000	1,341,470	1,345,300	0.29%
Utility Users Taxes	2,504,824	2,176,400	2,519,725	2,593,900	2.94%
Other Taxes	849,359	1,451,600	1,403,000	1,990,570	41.88%
Intergovernmental	543,730	370,990	466,250	380,500	-18.39%
Charges for Services	187,559	144,720	144,720	198,940	37.47%
Fees and Permits	3,173,929	2,791,875	3,313,165	2,794,275	-15.66%
Fines and Forfeitures	383,517	442,700	475,455	403,000	-15.24%
Use of Money and Property	721,181	420,085	887,485	403,930	-54.49%
Other Revenue	86,678	180,955	765,379	46,535	-93.92%
Transfers In	634,730	682,000	686,000	672,000	-2.04%
TOTAL PROJECTED REVENUES	**31,626,484**	**30,607,325**	**32,921,399**	**32,634,965**	**-0.87%**
Funded from General Fund Assigned Fund Balance	245,842	2,526,450	3,484,890	551,515	-84.17%
TOTAL PROJECTED REVENUES AND OTHER SOURCES	**31,872,326**	**33,133,775**	**36,406,289**	**33,186,480**	**-8.84%**
ESTIMATED EXPENDITURES					
Administration	2,276,019	2,543,760	2,751,319	2,503,315	-9.01%
Finance	904,092	1,080,775	1,093,880	1,124,930	2.84%
Public Safety	12,987,502	21,939,870	21,092,656	21,677,000	2.77%
Public Works	2,756,224	3,074,735	3,148,160	3,049,645	-3.13%
Community & Economic Development	853,493	1,520,320	1,722,335	1,446,850	-15.99%
Community Services	1,293,344	1,454,775	1,708,730	1,523,510	-10.84%
Non-Departmental	360,954	390,000	395,000	527,100	33.44%
Transfers Out	170,076	781,060	1,626,131	216,130	-86.71%
TOTAL ESTIMATED EXPENDITURES	**21,601,704**	**32,785,295**	**33,538,211**	**32,068,480**	**-4.38%**
REVENUES OVER (UNDER) EXPENDITURES	***$ 10,270,622***	***$ 348,480***	***$ 2,868,078***	***$ 1,118,000***	

Note:

[1] - As of March 31, 2024

City of Stanton
GENERAL FUND (#101) - REVENUE DETAIL BY TYPE
FISCAL YEAR 2024/25

Acct. No.	Description	Actual 2022/23	Adopted Budget 2023/24	Amended Budget 2023/24 (1)	Proposed Budget 2024/25	% Change From Prior Year
PROPERTY TAXES						
430100	Current Year-Secured	$ 1,116,680	$ 1,096,100	$ 1,114,000	$ 1,169,700	5.00%
430105	Current Year-Unsecured	31,470	32,600	32,600	32,600	0.00%
430110	Property Tax-Prior Year	697	-	-	-	0.00%
430115	Property Tax-Supplemental	46,181	24,400	24,400	25,000	2.46%
430120	Residual Redevelopment Property Tax	1,652,646	1,777,300	1,735,000	1,821,750	5.00%
430121	In-Lieu Vehicle License Fee	5,304,415	5,511,700	5,694,750	6,036,435	6.00%
430135	Homeowners Tax Relief	4,801	4,800	4,800	4,800	0.00%
430140	Property Transfer Tax	112,865	139,000	90,000	120,000	33.33%
430145	Property Tax-Penalties/Interest	11,887	-	-	-	0.00%
440100	AB 1389 Pass Through from RDA	682,748	577,200	717,000	752,850	5.00%
PROPERTY TAXES - TOTAL		**8,964,390**	**9,163,100**	**9,412,550**	**9,963,135**	**5.85%**
SALES TAXES						
430200	Sales And Use Tax	5,321,610	5,471,900	5,376,730	5,560,880	3.42%
SALES TAXES - TOTAL		**5,321,610**	**5,471,900**	**5,376,730**	**5,560,880**	**3.42%**
FRANCHISE FEES						
430405	Franchise Tax/Cable TV	227,368	200,000	255,470	250,000	-2.14%
430410	Franchise Tax/Electric	275,662	244,000	285,000	280,000	-1.75%
430415	Franchise Tax/Gas	96,193	75,000	98,000	100,000	2.04%
430420	Franchise Tax/Refuse	610,614	550,000	615,000	627,300	2.00%
430425	Franchise Tax/Water	86,619	88,000	88,000	88,000	0.00%
FRANCHISE FEES - TOTAL		**1,296,456**	**1,157,000**	**1,341,470**	**1,345,300**	**0.29%**
UTILITY USER TAXES						
430600	Utility User Tax/Electricity	1,407,094	1,218,400	1,407,000	1,449,210	3.00%
430605	Utility User Tax/Telephone	226,460	196,300	228,725	235,590	3.00%
430610	Utility User Tax/Gas	458,179	336,700	470,000	484,100	3.00%
430615	Utility User Tax/Water	413,091	425,000	414,000	425,000	2.66%
UTILITY USER TAXES - TOTAL		**2,504,824**	**2,176,400**	**2,519,725**	**2,593,900**	**2.94%**
OTHER TAXES						
430300	Transient Occupancy Tax	671,096	673,600	625,000	600,000	-4.00%
430500	Business License Tax	162,677	158,000	158,000	158,000	0.00%
430700	Cannabis Tax	15,586	620,000	620,000	1,232,570	98.80%
OTHER TAXES - TOTAL		**849,359**	**1,451,600**	**1,403,000**	**1,990,570**	**41.88%**
INTERGOVERNMENTAL						
432121	County WDA Shared Revenue	105,649	100,000	50,000	100,000	100.00%
432135	Mandated Cost Reimbursement	182,793	30,000	30,000	30,000	0.00%
432150	Motor Vehicle License Fees	40,258	31,100	31,100	40,000	28.62%
432180	Public Safety Augmentation Tax	200,585	205,690	200,950	206,300	2.66%
432245	Planning Grants	-	-	150,000	-	-100.00%
432256	Grants	5,362	4,200	4,200	4,200	0.00%
432270	Federal Grants	9,083	-	-	-	0.00%
INTERGOVERNMENTAL - TOTAL		**543,730**	**370,990**	**466,250**	**380,500**	**-18.39%**

City of Stanton
GENERAL FUND (#101) - REVENUE DETAIL BY TYPE
FISCAL YEAR 2024/25

Acct. No.	Description	Actual 2022/23	Adopted Budget 2023/24	Amended Budget 2023/24 (1)	Proposed Budget 2024/25	% Change From Prior Year
CHARGES FOR SERVICES						
433100	Charges For Services	149,954	108,230	108,230	151,500	39.98%
433136	Information Technology Charges	37,605	36,490	36,490	47,440	30.01%
CHARGES FOR SERVICES - TOTAL		**187,559**	**144,720**	**144,720**	**198,940**	**37.47%**
FEES AND PERMITS						
430505	New/Moved Bus Lic Appl Rev	33,350	34,700	34,700	34,000	-2.02%
430510	Business Tax Renewal Process	106,766	125,500	125,500	115,000	-8.37%
430515	SB 1186	1,345	2,175	2,175	2,175	0.00%
431100	Building Plan Check Fees	159,236	125,000	135,000	135,000	0.00%
431105	Mechanical Permits	282,548	100,000	100,000	80,000	-20.00%
431110	Building Permits	509,077	600,000	600,000	500,000	-16.67%
431115	Plumbing Permits	103,405	80,000	80,000	50,000	-37.50%
431120	Electrical Permits	204,763	100,000	100,000	100,000	0.00%
431130	Engineering Plan Check Fees	25,345	45,000	35,000	30,000	-14.29%
431135	Public Works Permits	110,023	84,000	84,000	93,500	11.31%
431140	S M I P - Commercial Fees	91	400	400	400	0.00%
431145	S M I P-Residential Permits	73	250	250	250	0.00%
431146	SB 1473 Fee	4,562	2,500	2,500	2,500	0.00%
431160	Solid Waste Impact Fees	1,151,829	1,150,000	1,150,000	1,307,000	13.65%
431180	P/W Inspections	22,444	15,000	15,000	10,000	-33.33%
431185	Parking Permits	10,081	45,000	45,000	6,000	-86.67%
431190	Towing Franchise Fee	15,570	25,000	25,000	25,000	0.00%
431192	Beautification/Enhancement Fee	-	-	50,000	-	-100.00%
431193	Neighborhood Preservation Fees	19,500	-	6,000	-	-100.00%
431194	Public Benefit Fee	130,000	-	330,650	-	-100.00%
431195	Other Fees & Permits	56,953	15,000	60,000	60,000	0.00%
431196	Forfeited Deposits	198	-	75,000	-	-100.00%
431201	Cannabis Business Renewal Permit Fee	-	10,000	-	5,600	100.00%
433200	Conditional Use Permit	9,615	7,000	7,000	7,000	0.00%
433205	Precise Plan Of Design	20,500	15,000	15,000	10,000	-33.33%
433220	Preliminary Plan Review	1,875	3,750	3,750	3,750	0.00%
433225	Environmental Services	900	4,400	4,400	4,400	0.00%
433227	Foreclosure Registration	7,712	10,000	10,000	-	-100.00%
433230	Zoning Entitlements	-	-	-	4,000	100.00%
433235	Land Divisions	3,070	2,500	2,500	2,500	0.00%
433240	Special Event Permits	1,890	500	500	1,000	100.00%
433245	Sign/Ban'R/Gar Sa/Temp Use Per	5,535	4,000	4,000	4,000	0.00%
433250	Ministerial Services	12,120	12,000	12,000	12,000	0.00%
433260	Landscape Plan Check	3,250	1,500	1,500	1,500	0.00%
433270	General Plan Maint Surcharge	24,885	10,000	10,000	10,000	0.00%
433285	Other Developmental Fees	-	-	2,500	-	-100.00%
433305	General Recreation Programs	46,580	52,000	52,000	60,000	15.38%

City of Stanton
GENERAL FUND (#101) - REVENUE DETAIL BY TYPE
FISCAL YEAR 2024/25

Acct. No.	Description	Actual 2022/23	Adopted Budget 2023/24	Amended Budget 2023/24 [1]	Proposed Budget 2024/25	% Change From Prior Year
FEES AND PERMITS, Continued						
433315	Sports Fields	26,910	22,000	22,000	30,000	36.36%
437115	Recycling Fees	61,928	87,700	109,840	87,700	-20.16%
FEES AND PERMITS - TOTAL		**3,173,929**	**2,791,875**	**3,313,165**	**2,794,275**	**-15.66%**
FINES AND FORFEITURES						
434100	General Fines	466	6,700	6,710	2,000	-70.19%
434105	Motor Vehicle Fines	41,523	85,000	87,745	50,000	-43.02%
434110	Parking Citations	261,084	270,000	300,000	270,000	-10.00%
434115	DMV Parking Collections	73,946	71,000	71,000	71,000	0.00%
434120	Administrative Citations	6,498	10,000	10,000	10,000	0.00%
FINES AND FORFEITURES - TOTAL		**383,517**	**442,700**	**475,455**	**403,000**	**-15.24%**
USE OF MONEY AND PROPERTY						
435100	Interest Earned	862,393	190,000	650,000	250,000	-61.54%
435110	Unrealized Gains (Losses)	(317,220)	-	-	-	0.00%
435200	Interest on Loan to Landscape District Fund	11,070	9,000	9,000	-	-100.00%
436115	Property Rental	7,200	7,200	14,600	15,025	2.91%
436125	Indoor Facility Rental	111,192	164,000	164,000	90,000	-45.12%
436127	Picnic Shelters	24,243	28,000	28,000	25,000	-10.71%
436135	Pac Bell Mobile Svcs-Rent	22,303	21,885	21,885	23,905	9.23%
USE OF MONEY AND PROPERTY - TOTAL		**721,181**	**420,085**	**887,485**	**403,930**	**-54.49%**
OTHER REVENUE						
437100	Sale Of Publications	83	-	-	-	0.00%
437105	Firework Services	473	475	475	475	0.00%
437110	Candidate Statements	1,508	-	-	1,500	100.00%
437125	Donations	3,500	-	32,250	-	-100.00%
437130	Insurance Reimbursement	-	-	6,141	-	-100.00%
437135	Expense Reimbursement	41,232	15,000	34,560	34,560	0.00%
437137	Loan Repayment from Landscape Maintenance District	-	135,480	661,953	-	-100.00%
437195	Other Revenue	39,882	30,000	30,000	10,000	-66.67%
OTHER REVENUE - TOTAL		**86,678**	**180,955**	**765,379**	**46,535**	**-93.92%**
TRANSFERS IN						
439102	From Transaction and Use Tax Fund	148,054	200,000	200,000	208,000	4.00%
439211	From Gas Tax Fund	95,000	140,000	140,000	90,000	-35.71%
439223	From Protective Services Fund	389,730	382,000	386,000	382,000	-1.04%
439242	From Supplemental Law Enforcement Grants Fund	150,000	160,000	160,000	160,000	0.00%
439501	From Sewer Maintenance Fund	-	-	-	20,000	100.00%
439605	From Fleet Maintenance Fund	-	-	-	20,000	100.00%
TRANSFER IN - TOTAL		**782,784**	**882,000**	**886,000**	**880,000**	**-0.68%**
TOTAL - PROJECTED REVENUE AND OTHER SOURCES		***$ 24,816,017***	***$ 24,653,325***	***$ 26,991,929***	***$ 26,560,965***	***-1.60%***

Note:

[1] - As of March 31, 2024

City of Stanton
GENERAL FUND (#101) - EXPENDITURE DETAIL BY DIVISION
FISCAL YEAR 2024/25

Division No.	Description	Actual 2022/23	Adopted Budget 2023/24	Amended Budget 2023/24 (1)	Proposed Budget 2024/25	% Change From Prior Year
ADMINISTRATION						
1100	City Council	$ 122,989	$ 129,105	$ 144,645	$ 130,025	-10.11%
1200	City Attorney	563,415	300,000	630,000	400,000	-36.51%
1300	City Manager	478,144	588,165	598,160	588,675	-1.59%
1400	City Clerk	245,489	206,565	218,770	299,415	36.86%
1410	Personnel/Risk Management	231,783	280,410	296,085	313,055	5.73%
1510	Information Technology	634,199	1,039,515	863,659	772,145	-10.60%
ADMINISTRATION - TOTAL		**2,276,019**	**2,543,760**	**2,751,319**	**2,503,315**	**-9.01%**
FINANCE						
1500	Finance	899,581	1,074,275	1,087,380	1,121,930	3.18%
1600	Non-Departmental	360,954	390,000	395,000	527,100	33.44%
FINANCE - TOTAL		**1,260,535**	**1,464,275**	**1,482,380**	**1,649,030**	**11.24%**
PUBLIC SAFETY						
1520	Emergency Preparedness	4,175	5,000	5,000	5,000	0.00%
2100	O.C.S.D. Contract	2,127,845	9,690,355	8,394,535	9,660,940	15.09%
2100	Other O.C.S.D. Costs	75,509	517,220	92,220	96,405	4.54%
2200	O.C.F.A. Contract	3,163,154	4,003,815	4,003,815	4,153,820	3.75%
2200	Other O.C.F.A. Costs	45,046	45,950	48,000	47,760	-0.50%
2230	Ambulance Services	2,238	2,500	2,500	2,500	0.00%
2300	Homeless Services	56,471	422,385	406,785	221,965	-45.43%
2400	Animal Control Services	200,964	211,015	211,015	221,565	5.00%
2500	Public Safety Administration	140,057	213,125	224,905	225,810	0.40%
4300	Parking Control	229,234	258,050	276,605	255,370	-7.68%
6200	Code Enforcement	615,509	622,955	636,050	714,865	12.39%
PUBLIC SAFETY - TOTAL		**6,660,202**	**15,992,370**	**14,301,430**	**15,606,000**	**9.12%**
PUBLIC WORKS						
3000	Public Works Administration	579,178	607,060	615,025	646,100	5.05%
3100	Engineering	308,918	491,025	487,025	356,655	-26.77%
3200	Public Facilities Maintenance	784,253	649,865	669,695	656,685	-1.94%
3300	Crossing Guard Services	49,215	46,000	46,000	48,500	5.43%
3400	Parks Maintenance	375,076	503,140	503,851	565,295	12.19%
3500	Street Maintenance	403,256	477,045	493,599	454,545	-7.91%
3600	Storm Drain Maintenance	170,689	170,800	204,365	206,500	1.04%
6300	Graffiti Abatement	85,639	129,800	128,600	115,365	-10.29%
PUBLIC WORKS - TOTAL		**2,756,224**	**3,074,735**	**3,148,160**	**3,049,645**	**-3.13%**
COMMUNITY & ECONOMIC DEVELOPMENT						
4000	Community Development Administration	256,648	389,890	392,300	425,670	8.51%
4100	Planning	297,743	515,740	719,345	408,700	-43.18%
4200	Building Regulation	296,250	602,190	598,190	432,290	-27.73%
4400	Economic Development	2,852	12,500	12,500	180,190	1341.52%
COMMUNITY & ECONOMIC DEVELOPMENT - TOTAL		**853,493**	**1,520,320**	**1,722,335**	**1,446,850**	**-15.99%**

City of Stanton
GENERAL FUND (#101) - EXPENDITURE DETAIL BY DIVISION
FISCAL YEAR 2024/25

Division No.	Description	Actual 2022/23	Adopted Budget 2023/24	Amended Budget 2023/24 [1]	Proposed Budget 2024/25	% Change From Prior Year
COMMUNITY SERVICES						
5000	Public Information Office	133,413	116,640	196,840	131,110	-33.39%
5100	Community Services Administration	613,305	660,400	683,035	700,375	2.54%
5200	Community Center Operations	119,703	134,605	306,820	148,090	-51.73%
5300	Park Operations	269,414	360,365	360,365	352,410	-2.21%
5400	Senior Citizen Programs	82,139	77,535	56,440	77,325	37.00%
5500	Recreation Programs	75,370	105,230	105,230	114,200	8.52%
COMMUNITY SERVICES - TOTAL		**1,293,344**	**1,454,775**	**1,708,730**	**1,523,510**	**-10.84%**
TRANSFERS OUT						
800250	To FACT Grant Fund	55,429	46,865	75,020	104,325	39.06%
800251	To Senior Transportation Fund	6,769	9,420	1,420	3,030	113.38%
800280	To Stanton Central Park Maintenance Fund	56,412	64,775	64,775	108,775	67.93%
800305	To Capital Projects Fund	51,466	660,000	1,484,916	-	-100.00%
TRANSFER OUT - TOTAL		**170,076**	**781,060**	**1,626,131**	**216,130**	**-86.71%**
TOTAL ESTIMATED EXPENDITURES AND OTHER USES		***$ 15,269,893***	***$ 26,831,295***	***$ 26,740,485***	***$ 25,994,480***	***-2.79%***

Note:

[1] - As of March 31, 2024

City of Stanton
TRANSACTION AND USE TAX FUND (#102)
FISCAL YEAR 2024/25

Account/ Division No.	Description	Actual 2022/23	Adopted Budget 2023/24	Amended Budget 2023/24 [1]	Proposed Budget 2024/25	% Change From Prior Year
PROJECTED REVENUE						
430250	Transaction and Use Tax	$ 6,958,521	$ 6,154,000	$ 6,129,470	$ 6,282,000	2.49%
TOTAL PROJECTED REVENUE		**6,958,521**	**6,154,000**	**6,129,470**	**6,282,000**	**2.49%**
ESTIMATED EXPENDITURES AND OTHER USES						
FINANCE						
1500	Finance	4,511	6,500	6,500	3,000	-53.85%
FINANCE - TOTAL		**4,511**	**6,500**	**6,500**	**3,000**	**-53.85%**
PUBLIC SAFETY						
2100	O.C.S.D. Contract	4,227,300	4,447,500	5,291,226	4,476,000	-15.41%
2200	O.C.F.A. Contract	2,100,000	1,500,000	1,500,000	1,595,000	6.33%
PUBLIC SAFETY - TOTAL		**6,327,300**	**5,947,500**	**6,791,226**	**6,071,000**	**-10.61%**
TRANSFERS TO OTHER FUNDS						
800101	To General Fund	148,054	200,000	200,000	208,000	4.00%
TRANSFERS TO OTHER FUNDS - TOTAL		**148,054**	**200,000**	**200,000**	**208,000**	**4.00%**
TOTAL ESTIMATED EXPENDITURES AND OTHER USES		***$ 6,479,865***	***$ 6,154,000***	***$ 6,997,726***	***$ 6,282,000***	***-10.23%***
REVENUES OVER (UNDER) EXPENDITURES		***$ 478,656***	***$ -***	***$ (868,256)***	***$ -***	

Note:

[1] - As of March 31, 2024

City of Stanton
Special Revenue Fund
CERTIFIED ACCESS SPECIALIST PROGRAM (CASP) FUND (#210)
FISCAL YEAR 2024/25

Account No.	Description	Actual 2022/23	Adopted Budget 2023/24	Amended Budget 2023/24 [1]	Proposed Budget 2024/25	% Change From Prior Year
PROJECTED REVENUE AND OTHER SOURCES						
430515	SB 1186	$ 7,933	$ 10,000	$ 10,000	$ 10,000	0.00%
TOTAL - PROJECTED REVENUE AND OTHER SOURCES		**7,933**	**10,000**	**10,000**	**10,000**	**0.00%**
ESTIMATED EXPENDITURES AND OTHER USES						
Maintenance and Operations						
607115	Training	-	5,000	5,000	5,000	0.00%
TOTAL ESTIMATED EXPENDITURES AND OTHER USES		**-**	**5,000**	**5,000**	**5,000**	**0.00%**
REVENUES OVER (UNDER) EXPENDITURES		***$ 7,933***	***$ 5,000***	***$ 5,000***	***$ 5,000***	

Note:

[1] - As of March 31, 2024

CITY OF
STANTON
1956
CALIFORNIA

City of Stanton
Special Revenue Fund
GAS TAX FUND (#211)
FISCAL YEAR 2024/25

Account No.	Description	Actual 2022/23	Adopted Budget 2023/24	Amended Budget 2023/24 (1)	Proposed Budget 2024/25	% Change From Prior Year
PROJECTED REVENUE AND OTHER SOURCES						
432183	State Gas Tax-Section 2103 Allocation	$ 320,096	$ 363,845	$ 344,075	$ 347,065	0.87%
432185	State Gas Tax-Section 2105 Allocation	223,570	246,405	237,925	242,640	1.98%
432190	State Gas Tax-Section 2106 Allocation	145,082	158,360	154,845	157,880	1.96%
432195	State Gas Tax-Section 2107 Allocation	304,688	295,545	324,970	331,605	2.04%
432200	State Gas Tax-Section 2107.5 Allocation	6,000	6,000	6,000	6,000	0.00%
435100	Interest	43,048	5,000	50,000	15,000	-70.00%
435110	Unrealized Gains (Losses)	(11,428)	-	-	-	0.00%
TOTAL - PROJECTED REVENUE AND OTHER SOURCES		**1,031,056**	**1,075,155**	**1,117,815**	**1,100,190**	**-1.58%**
ESTIMATED EXPENDITURES AND OTHER USES						
Salaries and Benefits						
501110	Salaries-Regular	54,202	44,930	44,930	118,775	164.36%
501120	Salaries-Part-Time	26,204	32,195	32,195	-	-100.00%
502100	Retirement	14,063	8,490	8,490	34,310	304.12%
502105	Workers' Compensation	1,479	1,205	1,205	2,040	69.29%
502110	Health/Life Insurance	4,631	4,715	4,715	18,495	292.26%
502111	Medical In-Lieu Pay	874	600	600	-	-100.00%
502115	Unemployment Insurance	214	315	315	145	-53.97%
502120	Medicare/FICA	1,178	1,120	1,120	1,705	52.23%
502125	Leave Disbursals	8	-	-	-	0.00%
502130	Other Benefits Charges	490	155	155	35	-77.42%
Total Salaries and Benefits		**103,343**	**93,725**	**93,725**	**175,505**	**87.26%**
Maintenance and Operations						
608100	Contractual Services	150,906	100,000	107,980	125,000	15.76%
608105	Professional Services	-	30,000	30,000	-	-100.00%
608110	Engineering Services	15,000	-	-	-	0.00%
Total Maintenance and Operations		**165,906**	**130,000**	**137,980**	**125,000**	**-9.41%**
Allocated Charges						
612105	Vehicle Replacement Charge	8,890	9,630	9,630	47,150	389.62%
612115	Liability Insurance Charge	4,375	4,550	5,310	6,015	13.28%
612140	Information Technology Charge	12,190	10,380	10,380	13,745	32.42%
614205	Admin Overhead	21,332	18,505	18,505	33,905	83.22%
Total Allocated Charges		**46,787**	**43,065**	**43,825**	**100,815**	**130.04%**
Capital Outlay						
710106	Traffic Signal Improvements	49,716	-	15,000	-	-100.00%
710125	Citywide Sidewalk Repair	-	35,000	82,020	35,000	-57.33%
Total Capital Outlay		**49,716**	**35,000**	**97,020**	**35,000**	**-63.92%**

City of Stanton
Special Revenue Fund
GAS TAX FUND (#211)
FISCAL YEAR 2024/25

Account No.	Description	Actual 2022/23	Adopted Budget 2023/24	Amended Budget 2023/24 [1]	Proposed Budget 2024/25	% Change From Prior Year
Transfer to Other Funds						
800101	Transfer to General Fund	95,000	140,000	140,000	90,000	-35.71%
800305	Transfer to Capital Projects Fund	103,243	638,710	1,131,950	75,000	-93.37%
Total Transfers Out		**198,243**	**778,710**	**1,271,950**	**165,000**	**-87.03%**
TOTAL ESTIMATED EXPENDITURES AND OTHER USES		**563,995**	**1,080,500**	**1,644,500**	**601,320**	**-63.43%**
REVENUES OVER (UNDER) EXPENDITURES		***$ 467,061***	***$ (5,345)***	***$ (526,685)***	***$ 498,870***	

Note:

[1] - As of March 31, 2024

City of Stanton
Special Revenue Fund
ROAD MAINTENANCE REHABILITATION ACT (RMRA) FUND (#215)
FISCAL YEAR 2024/25

Account No.	Description	Actual 2022/23	Adopted Budget 2023/24	Amended Budget 2023/24 [1]	Proposed Budget 2024/25	% Change From Prior Year
PROJECTED REVENUE AND OTHER SOURCES						
432335	RMRA	$ 876,520	$ 951,695	$ 935,735	$ 1,000,250	6.89%
435100	Interest	21,275	5,000	40,000	10,000	-75.00%
435110	Unrealized Gains (Losses)	(10,008)	-	-	-	0.00%
437195	Other Revenue	-	-	-	-	0.00%
TOTAL - PROJECTED REVENUE AND OTHER SOURCES		**887,787**	**956,695**	**975,735**	**1,010,250**	**3.54%**
ESTIMATED EXPENDITURES AND OTHER USES						
Transfer to Other Funds						
800305	Transfer to Capital Projects Fund	1,079,603	956,695	1,955,160	1,045,270	-46.54%
TOTAL ESTIMATED EXPENDITURES AND OTHER USES		**1,079,603**	**956,695**	**1,955,160**	**1,045,270**	**-46.54%**
REVENUES OVER (UNDER) EXPENDITURES		***$ (191,816)***	***$ -***	***$ (979,425)***	***$ (35,020)***	

Note:

[1] - As of March 31, 2024

City of Stanton
Special Revenue Fund
MEASURE M FUND (#220)
FISCAL YEAR 2024/25

Account No.	Description	Actual 2022/23	Adopted Budget 2023/24	Amended Budget 2023/24 [1]	Proposed Budget 2024/25	% Change From Prior Year
PROJECTED REVENUE AND OTHER SOURCES						
432140	Measure M Turnback	$ 701,618	$ 703,800	$ 735,000	$ 757,000	2.99%
435100	Interest	23,174	5,000	45,000	15,000	-66.67%
435110	Unrealized Gains (Losses)	(9,137)	-	-	-	0.00%
TOTAL - PROJECTED REVENUE AND OTHER SOURCES		**715,655**	**708,800**	**780,000**	**772,000**	**-1.03%**
ESTIMATED EXPENDITURES AND OTHER USES						
Transfer to Other Funds						
800305	Transfer to Capital Projects Fund	813,510	824,595	1,746,365	789,730	-54.78%
TOTAL ESTIMATED EXPENDITURES AND OTHER USES		**813,510**	**824,595**	**1,746,365**	**789,730**	**-54.78%**
REVENUES OVER (UNDER) EXPENDITURES		***$ (97,855)***	***$ (115,795)***	***$ (966,365)***	***$ (17,730)***	

Note:

[1] - As of March 31, 2024

City of Stanton
Special Revenue Fund
COMMUNITY DEVELOPMENT BLOCK GRANT (CDBG) FUND (#222)
FISCAL YEAR 2024/25

Account No.	Description	Actual 2022/23	Adopted Budget 2023/24	Amended Budget 2023/24 [1]	Proposed Budget 2024/25	% Change From Prior Year
PROJECTED REVENUE AND OTHER SOURCES						
432250	CDBG Grant	$ -	$ -	$ 350,000	$ 350,000	0.00%
435100	Interest	3,971	5,000	10,000	5,000	-50.00%
435110	Unrealized Gains (Losses)	(425)	-	-	-	0.00%
TOTAL - PROJECTED REVENUE AND OTHER SOURCES		**3,546**	**5,000**	**360,000**	**355,000**	**-1.39%**
ESTIMATED EXPENDITURES AND OTHER USES						
Maintenance and Operations						
740145	Housing Rehab	-	50,000	50,000	-	-100.00%
Total-Maintenance and Operations		**-**	**50,000**	**50,000**	**-**	**-100.00%**
Transfers to Other Funds						
800305	Transfer to Capital Projects Fund	350,000	-	350,000	350,000	0.00%
Total-Transfer to Other Funds		**350,000**	**-**	**350,000**	**350,000**	**0.00%**
TOTAL - ESTIMATED EXPENDITURES AND OTHER USES		**350,000**	**50,000**	**400,000**	**350,000**	**-12.50%**
REVENUES OVER (UNDER) EXPENDITURES		***$ (346,454)***	***$ (45,000)***	***$ (40,000)***	***$ 5,000***	

Note:

[1] - As of March 31, 2024

City of Stanton
Special Revenue Fund
FIRE PROTECTIVE SERVICES FUND (#223)
FISCAL YEAR 2024/25

Account No.	Description	Actual 2022/23	Adopted Budget 2023/24	Amended Budget 2023/24 [1]	Proposed Budget 2024/25	% Change From Prior Year
PROJECTED REVENUE AND OTHER SOURCES						
433140	Special Assessments	389,013	$ 385,000	$ 385,000	$ 385,000	0.00%
TOTAL - PROJECTED REVENUE AND OTHER SOURCES		**389,013**	**385,000**	**385,000**	**385,000**	**0.00%**
ESTIMATED EXPENDITURES AND OTHER USES						
Maintenance and Operations						
608105	Professional Services	3,013	3,000	3,000	3,000	0.00%
Transfer to Other Funds						
800101	Transfer to General Fund	389,013	382,000	386,000	382,000	-1.04%
TOTAL - ESTIMATED EXPENDITURES AND OTHER USES		**392,026**	**385,000**	**389,000**	**385,000**	**-1.03%**
REVENUES OVER (UNDER) EXPENDITURES		***$ (3,013)***	***$ -***	***$ (4,000)***	***$ -***	

Note:

[1] - As of March 31, 2024

City of Stanton
Special Revenue Fund
LIGHTING MAINTENANCE 1919 ACT FUND (#224)
FISCAL YEAR 2024/25

Account No.	Description	Actual 2022/23	Adopted Budget 2023/24	Amended Budget 2023/24 [1]	Proposed Budget 2024/25	% Change From Prior Year
PROJECTED REVENUE AND OTHER SOURCES						
430100	Current Year-Secured	$ 226,380	$ 225,000	$ 225,000	$ 226,000	0.44%
430105	Current Year-Unsecured	6,379	7,000	6,800	6,800	0.00%
430110	Property Tax-Prior Year	142	-	-	-	0.00%
430115	Property Tax-Supplemental	9,396	5,000	5,000	5,000	0.00%
430120	Residual Redevelopment Property Tax	356,019	360,000	360,000	360,000	0.00%
430135	Homeowners Tax Relief	977	1,000	1,000	1,000	0.00%
430145	Property Tax-Penalties/Interest	1,688	-	-	-	0.00%
435100	Interest	26,919	5,000	30,000	25,000	-16.67%
435110	Unrealized Gains (Losses)	(7,473)	-	-	-	0.00%
437130	Insurance Reimbursement	-	-	19,910	-	-100.00%
437135	Expense Reimbursement	4,980	-	-	-	0.00%
437195	Other Revenue	129,870	-	-	-	0.00%
440100	AB 1389 Pass Through from RDA	209,923	165,000	214,000	218,000	1.87%
TOTAL - PROJECTED REVENUE AND OTHER SOURCES		**965,200**	**768,000**	**861,710**	**841,800**	**-2.31%**
ESTIMATED EXPENDITURES AND OTHER USES						
Maintenance and Operations						
604105	Utilities	136,789	173,000	173,000	150,000	-13.29%
604110	Street Lighting	44,726	85,000	119,910	100,000	-16.60%
Total-Maintenance and Operations		**181,515**	**258,000**	**292,910**	**250,000**	**-14.65%**
Debt Service						
810100	Principal Repayment	-	135,480	661,953	-	-100.00%
810105	Interest Payment	11,020	9,000	9,000	-	-100.00%
Total-Debt Service		**11,020**	**144,480**	**670,953**	**-**	**-100.00%**
TOTAL - ESTIMATED EXPENDITURES AND OTHER USES		**192,535**	**402,480**	**963,863**	**250,000**	**-74.06%**
REVENUES OVER (UNDER) EXPENDITURES		***$ 772,665***	***$ 365,520***	***$ (102,153)***	***$ 591,800***	

Note:

[1] - As of March 31, 2024

City of Stanton
Special Revenue Fund
LIGHTING/MEDIAN MAINTENANCE 1972 ACT FUND (#225)
FISCAL YEAR 2024/25

Account No.	Description	Actual 2022/23	Adopted Budget 2023/24	Amended Budget 2023/24 [1]	Proposed Budget 2024/25	% Change From Prior Year
PROJECTED REVENUE AND OTHER SOURCES						
433140	Special Assessments	$ 204,379	$ 205,000	$ 205,000	$ 205,000	0.00%
433160	Signal Maintenance	15,291	-	30,600	12,500	-59.15%
435100	Interest	25,781	10,000	30,000	20,000	-33.33%
435110	Unrealized Gains (Losses)	(7,585)	-	-	-	0.00%
437130	Insurance Reimbursement	-	-	13,884	-	-100.00%
437135	Expense Reimbursement	9,651	-	-	-	0.00%
TOTAL - PROJECTED REVENUE AND OTHER SOURCES		**247,517**	**215,000**	**279,484**	**237,500**	**-15.02%**
ESTIMATED EXPENDITURES AND OTHER USES						
Maintenance and Operations						
602100	Special Department Expense	-	-	-	40,000	100.00%
603130	Median Maintenance	-	15,000	42,769	15,000	-64.93%
604105	Utilities	56,487	90,000	90,000	94,000	4.44%
604109	Traffic Signal Maintenance	136,675	128,000	128,000	102,000	-20.31%
608100	Contractual Services	157,461	160,620	160,620	163,620	1.87%
608105	Professional Services	53,392	94,460	107,855	95,045	-11.88%
Total-Maintenance and Operations		**404,015**	**488,080**	**529,244**	**509,665**	**-3.70%**
Capital Outlay						
710210	Street Trees	8,265	20,000	20,000	20,000	0.00%
Total-Capital Outlay		**8,265**	**20,000**	**20,000**	**20,000**	**0.00%**
TOTAL - ESTIMATED EXPENDITURES AND OTHER USES		**412,280**	**508,080**	**549,244**	**529,665**	**-3.56%**
REVENUES OVER (UNDER) EXPENDITURES		***$ (164,763)***	***$ (293,080)***	***$ (269,760)***	***$ (292,165)***	

Note:

[1] - As of March 31, 2024

City of Stanton
Special Revenue Fund
AIR QUALITY IMPROVEMENT FUND (#226)
FISCAL YEAR 2024/25

Account No.	Description	Actual 2022/23	Adopted Budget 2023/24	Amended Budget 2023/24 [1]	Proposed Budget 2024/25	% Change From Prior Year
PROJECTED REVENUE AND OTHER SOURCES						
432110	Air Quality Program	$ 64,861	$ 45,000	$ 55,000	$ 50,000	-9.09%
435100	Interest	5,423	2,000	7,500	7,500	0.00%
435110	Unrealized Gains (Losses)	(1,545)	-	-	-	0.00%
TOTAL - PROJECTED REVENUE AND OTHER SOURCES		**68,739**	**47,000**	**62,500**	**57,500**	**-8.00%**
ESTIMATED EXPENDITURES AND OTHER USES						
Salaries and Benefits						
502135	Alternative Commute Incentive	-	1,000	1,000	1,000	0.00%
Total-Salaries and Benefits		**-**	**1,000**	**1,000**	**1,000**	**0.00%**
Capital Outlay						
701105	Equipment-General	4,752	8,000	8,000	28,000	250.00%
703105	Alternate Fuel Vehicles	-	40,000	170,000	-	-100.00%
Total-Capital Outlay		**4,752**	**48,000**	**178,000**	**28,000**	**-84.27%**
TOTAL - ESTIMATED EXPENDITURES AND OTHER USES		**4,752**	**49,000**	**179,000**	**29,000**	**-83.80%**
REVENUES OVER (UNDER) EXPENDITURES		***$ 63,987***	***$ (2,000)***	***$ (116,500)***	***$ 28,500***	

Note:

[1] - As of March 31, 2024

City of Stanton
Special Revenue Fund
OTHER GRANTS FUND (#227)
FISCAL YEAR 2024/25

Account No.	Description	Actual 2022/23	Adopted Budget 2023/24	Amended Budget 2023/24 [1]	Proposed Budget 2024/25	% Change From Prior Year
PROJECTED REVENUE AND OTHER SOURCES						
432145	Measure M Grant	$ 85,742	$ -	$ 56,000	$ -	-100.00%
432230	State Recycling Grant	5,114	-	5,000	-	-100.00%
432235	State Park Grant	-	-	7,893,036	-	-100.00%
432270	Federal Grant	223,581	276,000	277,419	2,250,000	711.05%
435100	Interest	8,733	-	10,000	-	-100.00%
435110	Unrealized Gains (Losses)	(277)	-	-	-	0.00%
437135	Expense Reimbursement	-	-	7,020	-	-100.00%
TOTAL - PROJECTED REVENUE AND OTHER SOURCES		**322,893**	**276,000**	**8,248,475**	**2,250,000**	**-72.72%**
ESTIMATED EXPENDITURES AND OTHER USES						
Salaries and Benefits						
501110	Salaries-Regular	-	-	200	-	-100.00%
502100	Retirement	-	-	40	-	-100.00%
502105	Workers Comp Insurance	-	-	5	-	-100.00%
502120	Medicare/Fica	-	-	5	-	-100.00%
Total-Salaries and Benefits		**-**	**-**	**250**	**-**	**-100.00%**
Maintenance and Operations						
608100	Contractual Services	10,170	-	11,785	-	-100.00%
608110	Engineering Services	19,333	-	-	-	0.00%
Total-Maintenance and Operations		**29,503**	**-**	**11,785**	**-**	**-100.00%**
Transfer to Other Funds						
800305	Transfer to Capital Projects Fund	354,726	276,000	8,113,695	2,250,000	-72.27%
Total-Transfer to Other Funds		**354,726**	**276,000**	**8,113,695**	**2,250,000**	**-72.27%**
TOTAL - ESTIMATED EXPENDITURES AND OTHER USES		**384,229**	**276,000**	**8,125,730**	**2,250,000**	**-72.31%**
REVENUES OVER (UNDER) EXPENDITURES		***$ (61,336)***	***$ -***	***$ 122,745***	***$ -***	

Note:

[1] - As of March 31, 2024

City of Stanton
Special Revenue Fund
SUPPLEMENTAL LAW ENFORCEMENT GRANTS FUND (#242)
FISCAL YEAR 2024/25

Account No.	Description	Actual 2022/23	Adopted Budget 2023/24	Amended Budget 2023/24 [1]	Proposed Budget 2024/25	% Change From Prior Year
PROJECTED REVENUE AND OTHER SOURCES						
432210	State COPS Grant	$ 165,271	$ 160,000	$ 170,000	$ 175,000	2.94%
435100	Interest	9,755	-	10,000	10,000	0.00%
435110	Unrealized Gains (Losses)	(2,083)	-	-	-	0.00%
TOTAL - PROJECTED REVENUE AND OTHER SOURCES		**172,943**	**160,000**	**180,000**	**185,000**	**2.78%**
ESTIMATED EXPENDITURES AND OTHER USES						
Maintenance and Operations						
602100	Special Department Expense	99,100	34,000	34,000	34,000	0.00%
Transfer to Other Funds						
800101	Transfer to General Fund	150,000	160,000	160,000	160,000	0.00%
TOTAL - ESTIMATED EXPENDITURES AND OTHER USES		**249,100**	**194,000**	**194,000**	**194,000**	**0.00%**
REVENUES OVER (UNDER) EXPENDITURES		***$ (76,157)***	***$ (34,000)***	***$ (14,000)***	***$ (9,000)***	

Note:

[1] - As of March 31, 2024

City of Stanton
Special Revenue Fund
FAMILIES AND COMMUNITIES TOGETHER (FACT) GRANT FUND (#250)
FISCAL YEAR 2024/25

Account No.	Description	Actual 2022/23	Adopted Budget 2023/24	Amended Budget 2023/24 [1]	Proposed Budget 2024/25	% Change From Prior Year
PROJECTED REVENUE AND OTHER SOURCES						
432125	FACT Grant	$ 352,031	$ 357,240	$ 357,240	$ 357,240	0.00%
439101	Transfer From General Fund	55,429	46,865	75,020	104,325	39.06%
TOTAL - PROJECTED REVENUE AND OTHER SOURCES		**407,460**	**404,105**	**432,260**	**461,565**	**6.78%**
ESTIMATED EXPENDITURES AND OTHER USES						
Salaries and Benefits						
501110	Salaries-Regular	108,704	116,815	116,815	125,015	7.02%
501115	Salaries-Overtime	699	-	-	-	0.00%
501120	Salaries-Part-Time	53,073	37,860	59,000	59,115	0.19%
502100	Retirement	30,265	23,215	29,100	45,425	56.10%
502105	Workers' Compensation	2,977	2,340	2,665	3,080	15.57%
502110	Health/Life Insurance	19,112	21,800	21,800	26,510	21.61%
502111	Medical In-Lieu Pay	-	870	1,200	1,080	-10.00%
502115	Unemployment Insurance	488	775	900	480	-46.67%
502120	Medicare/FICA	2,338	2,200	2,490	2,605	4.62%
502125	Leave Disbursals	(900)	-	-	-	0.00%
502130	Other Benefits	983	215	275	240	-12.73%
Total-Salaries and Benefits		**217,739**	**206,090**	**234,245**	**263,550**	**12.51%**
Maintenance and Operations						
602100	Special Department Expense	4,944	2,710	2,710	2,710	0.00%
608100	Contractual Services	159,221	174,505	174,505	174,505	0.00%
610155	Emergency Assistance	25,556	20,800	20,800	20,800	0.00%
Total-Maintenance and Operations		**189,721**	**198,015**	**198,015**	**198,015**	**0.00%**
TOTAL - ESTIMATED EXPENDITURES AND OTHER USES		**407,460**	**404,105**	**432,260**	**461,565**	**6.78%**
REVENUES OVER (UNDER) EXPENDITURES		***$ -***	***$ -***	***$ -***	***$ -***	

Note:

[1] - As of March 31, 2024

City of Stanton
Special Revenue Fund
SENIOR TRANSPORTATION FUND (#251)
FISCAL YEAR 2024/25

Account No.	Description	Actual 2022/23	Adopted Budget 2023/24	Amended Budget 2023/24 [1]	Proposed Budget 2024/25	% Change From Prior Year
PROJECTED REVENUE AND OTHER SOURCES						
432140	Measure M Grant	$ 46,851	$ 32,000	$ 48,300	$ 38,000	-21.33%
435100	Interest	1,754	500	8,500	500	-94.12%
435110	Unrealized Gains (Losses)	(511)	-	-	-	0.00%
439101	Transfer from General Fund	6,769	9,420	1,420	3,030	113.38%
TOTAL - PROJECTED REVENUE AND OTHER SOURCES		**54,863**	**41,920**	**58,220**	**41,530**	**-28.67%**
ESTIMATED EXPENDITURES AND OTHER USES						
Salaries and Benefits						
501110	Salaries-Regular	19,258	19,650	3,805	-	-100.00%
501120	Salaries-Part-Time	7,498	15,510	15,510	11,980	-22.76%
502100	Retirement	4,702	3,575	575	-	-100.00%
502105	Workers' Compensation	492	530	480	195	-59.38%
502110	Health/Life Insurance	2,860	2,865	865	105	-87.86%
502111	Medical In-Lieu Pay	3	240	240	240	0.00%
502115	Unemployment Insurance	60	145	145	50	-65.52%
502120	Medicare/FICA	388	495	295	165	-44.07%
502130	Other Benefits	173	65	65	60	-7.69%
Total-Salaries and Benefits		**35,434**	**43,075**	**21,980**	**12,795**	**-41.79%**
Maintenance and Operations						
602145	Gas/Oil/Lube	981	2,000	2,000	1,800	-10.00%
Allocated Charges						
614205	Admin Overhead	3,641	4,510	4,510	1,605	-64.41%
TOTAL - ESTIMATED EXPENDITURES AND OTHER USES		**40,056**	**49,585**	**28,490**	**16,200**	**-43.14%**
REVENUES OVER (UNDER) EXPENDITURES		***$ 14,807***	***$ (7,665)***	***$ 29,730***	***$ 25,330***	

Note:

[1] - As of March 31, 2024

City of Stanton
Special Revenue Fund
STREET IMPACT FEES FUND (#261)
FISCAL YEAR 2024/25

Account No.	Description	Actual 2022/23	Adopted Budget 2023/24	Amended Budget 2023/24 [1]	Proposed Budget 2024/25	% Change From Prior Year
PROJECTED REVENUE AND OTHER SOURCES						
431159	Impact Fees	$ 5,754	$ 5,000	$ 130,000	$ 127,000	-2.31%
435100	Interest	2,749	1,000	11,000	5,000	-54.55%
435110	Unrealized Gains (Losses)	(819)	-	-	-	0.00%
TOTAL - PROJECTED REVENUE AND OTHER SOURCES		**7,684**	**6,000**	**141,000**	**132,000**	**-6.38%**
ESTIMATED EXPENDITURES AND OTHER USES						
Transfer to Other Funds						
800211	Transfer to Gas Tax Fund	-	-	-	-	0.00%
TOTAL - ESTIMATED EXPENDITURES AND OTHER USES		**-**	**-**	**-**	**-**	**0.00%**
REVENUES OVER (UNDER) EXPENDITURES		***$ 7,684***	***$ 6,000***	***$ 141,000***	***$ 132,000***	

Note:

[1] - As of March 31, 2024

City of Stanton
Special Revenue Fund
TRAFFIC SIGNAL IMPACT FEES FUND (#262)
FISCAL YEAR 2024/25

Account No.	Description	Actual 2022/23	Adopted Budget 2023/24	Amended Budget 2023/24 [1]	Proposed Budget 2024/25	% Change From Prior Year
PROJECTED REVENUE AND OTHER SOURCES						
431159	Impact Fees	$ 1,287	$ 5,000	$ 30,000	$ 28,000	-6.67%
435100	Interest	16	500	2,000	500	-75.00%
435110	Unrealized Gains (Losses)	(8)	-	-	-	0.00%
TOTAL - PROJECTED REVENUE AND OTHER SOURCES		**1,295**	**5,500**	**32,000**	**28,500**	**-10.94%**
ESTIMATED EXPENDITURES AND OTHER USES						
Transfer to Other Funds						
800305	Transfer to Capital Projects Fund	54,068	-	-	-	0.00%
TOTAL - ESTIMATED EXPENDITURES AND OTHER USES		**54,068**	**-**	**-**	**-**	**0.00%**
REVENUES OVER (UNDER) EXPENDITURES		***$ (52,773)***	***$ 5,500***	***$ 32,000***	***$ 28,500***	

Note:

[1] - As of March 31, 2024

City of Stanton
Special Revenue Fund
COMMUNITY CENTER IMPACT FEES FUND (#263)
FISCAL YEAR 2024/25

Account No.	Description	Actual 2022/23	Adopted Budget 2023/24	Amended Budget 2023/24 [1]	Proposed Budget 2024/25	% Change From Prior Year
PROJECTED REVENUE AND OTHER SOURCES						
431159	Impact Fees	$ 4,266	$ 5,000	$ 90,500	$ 94,000	3.87%
435100	Interest	4,502	1,500	10,000	5,000	-50.00%
435110	Unrealized Gains (Losses)	(1,328)	-	-	-	0.00%
TOTAL - PROJECTED REVENUE AND OTHER SOURCES		**7,440**	**6,500**	**100,500**	**99,000**	**-1.49%**
ESTIMATED EXPENDITURES AND OTHER USES						
800305	Transfer to Capital Projects Fund	-	-	-	-	0.00%
TOTAL - ESTIMATED EXPENDITURES AND OTHER USES		**-**	**-**	**-**	**-**	**0.00%**
REVENUES OVER (UNDER) EXPENDITURES		***$ 7,440***	***$ 6,500***	***$ 100,500***	***$ 99,000***	

Note:

[1] - As of March 31, 2024

City of Stanton
Special Revenue Fund
POLICE SERVICES IMPACT FEES FUND (#264)
FISCAL YEAR 2024/25

Account No.	Description	Actual 2022/23	Adopted Budget 2023/24	Amended Budget 2023/24 [1]	Proposed Budget 2024/25	% Change From Prior Year
PROJECTED REVENUE AND OTHER SOURCES						
431159	Impact Fees	$ 3,861	$ 5,000	$ 82,000	$ 85,000	3.66%
435100	Interest	4,069	1,500	10,000	5,000	-50.00%
435110	Unrealized Gains (Losses)	(1,201)	-	-	-	0.00%
TOTAL - PROJECTED REVENUE AND OTHER SOURCES		**6,729**	**6,500**	**92,000**	**90,000**	**-2.17%**
ESTIMATED EXPENDITURES AND OTHER USES						
	None	-	-	-	-	0.00%
TOTAL - ESTIMATED EXPENDITURES AND OTHER USES		**-**	**-**	**-**	**-**	**0.00%**
REVENUES OVER (UNDER) EXPENDITURES		***$ 6,729***	***$ 6,500***	***$ 92,000***	***$ 90,000***	

Note:

[1] - As of March 31, 2024

City of Stanton
Special Revenue Fund
PUBLIC SAFETY TASK FORCE GRANT FUND (#271)
FISCAL YEAR 2024/25

Account No.	Description	Actual 2022/23	Adopted Budget 2023/24	Amended Budget 2023/24 [1]	Proposed Budget 2024/25	% Change From Prior Year
PROJECTED REVENUE AND OTHER SOURCES						
432260	Public Safety Task Force Grant	$ 32,907	$ 46,245	$ 46,245	$ 45,225	-2.21%
TOTAL - PROJECTED REVENUE AND OTHER SOURCES		**32,907**	**46,245**	**46,245**	**45,225**	**-2.21%**
ESTIMATED EXPENDITURES AND OTHER USES						
Salaries and Benefits						
501120	Salaries-Part-Time	-	37,935	37,935	34,460	-9.16%
502105	Workers' Compensation	-	595	595	570	-4.20%
502110	Health/Life Insurance	-	350	350	315	-10.00%
502111	Medical In-Lieu Pay	-	-	-	500	100.00%
502115	Unemployment Insurance	-	225	225	125	-44.44%
502120	Medicare/FICA	-	540	540	490	-9.26%
502130	Other Benefits	-	150	150	150	0.00%
Total-Salaries and Benefits		**-**	**39,795**	**39,795**	**36,610**	**-8.00%**
Maintenance and Operations						
608100	Contractual Services	32,907	-	-	-	0.00%
Total-Maintenance and Operations		**32,907**	**-**	**-**	**-**	**0.00%**
Allocated Charges						
614205	Admin Overhead	-	6,450	6,450	8,615	33.57%
Total-Allocated Charges		**-**	**6,450**	**6,450**	**8,615**	**33.57%**
TOTAL - ESTIMATED EXPENDITURES AND OTHER USES		**32,907**	**46,245**	**46,245**	**45,225**	**-2.21%**
REVENUES OVER (UNDER) EXPENDITURES		***$ -***	***$ -***	***$ -***	***$ -***	

Note:

[1] - As of March 31, 2024

City of Stanton
Special Revenue Fund
STANTON CENTRAL PARK MAINTENANCE FUND (#280)
FISCAL YEAR 2024/25

Account No.	Description	Actual 2022/23	Adopted Budget 2023/24	Amended Budget 2023/24 [1]	Proposed Budget 2024/25	% Change From Prior Year
PROJECTED REVENUE AND OTHER SOURCES						
437125	Donations	$ 50,000	$ 50,000	$ 50,000	$ 50,000	0.00%
439101	Transfer From General Fund	56,412	64,775	64,775	108,775	67.93%
TOTAL - PROJECTED REVENUE AND OTHER SOURCES		**106,412**	**114,775**	**114,775**	**158,775**	**38.34%**
ESTIMATED EXPENDITURES AND OTHER USES						
Maintenance and Operations						
602100	Special Department Expense	-	-	-	45,000	100.00%
603105	Equipment Maintenance	163	-	-	-	0.00%
608100	Contractual Services	106,249	114,775	114,775	113,775	-0.87%
TOTAL - ESTIMATED EXPENDITURES AND OTHER USES		**106,412**	**114,775**	**114,775**	**158,775**	**38.34%**
REVENUES OVER (UNDER) EXPENDITURES		***$ -***	***$ -***	***$ -***	***$ -***	

Note:

[1] - As of March 31, 2024

CITY OF
STANTON
1956
CALIFORNIA

City of Stanton
Special Revenue Fund
HOUSING AUTHORITY FUND (#285)
FISCAL YEAR 2024/25

Account No.	Description	Actual 2022/23	Adopted Budget 2023/24	Amended Budget 2023/24 (1)	Proposed Budget 2024/25	% Change From Prior Year
PROJECTED REVENUE AND OTHER SOURCES						
435100	Interest	$ 252,441	$ 25,000	$ 275,000	$ 100,000	-63.64%
435110	Unrealized Gains (Losses)	12,835	-	-	-	0.00%
436140	Tina Way/Pacific Ave. Property Rent	671,330	620,000	650,000	620,000	-4.62%
437195	Other Revenue	213	-	-	-	0.00%
TOTAL - PROJECTED REVENUE AND OTHER SOURCES		**936,819**	**645,000**	**925,000**	**720,000**	**-22.16%**
ESTIMATED EXPENDITURES AND OTHER USES						
Salaries and Benefits						
501110	Salaries-Regular	133,101	142,795	143,680	113,990	-20.66%
501115	Salaries-Overtime	40	-	-	-	0.00%
501120	Salaries-Part-Time	2,253	2,435	2,435	1,945	-20.12%
502100	Retirement	34,798	25,990	25,990	30,770	18.39%
502105	Workers' Compensation	2,491	2,160	2,160	1,845	-14.58%
502110	Health/Life Insurance	13,200	14,425	14,425	14,590	1.14%
502111	Medical In-Lieu Pay	355	470	470	440	-6.38%
502115	Unemployment Insurance	248	250	250	100	-60.00%
502120	Medicare/FICA	1,807	1,965	1,980	1,535	-22.47%
502125	Leave Disbursals	(1,593)	-	-	-	0.00%
502130	Other Benefits	1,172	30	30	40	33.33%
Total-Salaries and Benefits		**187,872**	**190,520**	**191,420**	**165,255**	**-13.67%**
Maintenance and Operations						
602100	Special Dept Expense	283	500	500	500	0.00%
602115	Postage	51	500	500	500	0.00%
602130	Clothing	2,937	2,500	2,500	2,500	0.00%
602140	Materials and Supplies	2,020	2,500	2,500	2,500	0.00%
604105	Utilities	51,049	60,000	60,000	50,000	-16.67%
607100	Membership Dues	-	4,800	4,800	4,800	0.00%
607110	Travel/Conference/Meetings	-	1,000	1,000	1,500	50.00%
607115	Training	-	2,500	2,500	2,000	-20.00%
608100	Contractual Services	19,177	23,000	23,000	20,000	-13.04%
608105	Professional Services	228,540	328,875	368,875	328,950	-10.82%
610130	Tina Pacific Operating Expenses	232,627	243,825	243,825	243,825	0.00%
610131	Bad Debt Expense	41,923	40,000	40,000	40,000	0.00%
610135	Relocation Assistance	27,385	40,000	4,283,000	40,000	-99.07%
610230	Navigation Center (North SPA)	50,000	95,000	95,000	168,050	76.89%
611110	O.C. Sanitation User Fee	19,484	24,000	24,000	25,000	4.17%
Total-Maintenance and Operations		**675,476**	**869,000**	**5,152,000**	**930,125**	**-81.95%**
Allocated Charges						
612105	Vehicle Replacement Charge	5,805	12,305	12,305	7,025	-42.91%
612115	Liability Insurance Charge	6,540	8,690	10,145	13,890	36.91%
612140	Information Technology Charge	18,215	19,215	19,215	21,515	11.97%

City of Stanton
Special Revenue Fund
HOUSING AUTHORITY FUND (#285)
FISCAL YEAR 2024/25

Account No.	Description	Actual 2022/23	Adopted Budget 2023/24	Amended Budget 2023/24 [1]	Proposed Budget 2024/25	% Change From Prior Year
Allocated Charges, Continued						
614205	Admin Overhead	24,633	20,980	20,980	17,600	-16.11%
Total-Allocated Charges		**55,193**	**61,190**	**62,645**	**60,030**	**-4.17%**
Capital Outlay						
702100	Office Furniture	218	-	-	-	0.00%
760100	Demolition/Condemnation	93,800	100,000	100,000	100,000	0.00%
790100	Land Acquisition	2,500,000	-	-	-	0.00%
Total-Capital Outlay		**2,594,018**	**100,000**	**100,000**	**100,000**	**0.00%**
TOTAL - ESTIMATED EXPENDITURES AND OTHER USES		**3,512,559**	**1,220,710**	**5,506,065**	**1,255,410**	**-77.20%**
REVENUES OVER (UNDER) EXPENDITURES		***$ (2,575,740)***	***$ (575,710)***	***$ (4,581,065)***	***$ (535,410)***	

Note:

[1] - As of March 31, 2024

City of Stanton
CAPITAL PROJECTS FUND (#305)
FISCAL YEAR 2024/25

Account No.	Description	Actual 2022/23	Adopted Budget 2023/24	Amended Budget 2023/24 [1]	Proposed Budget 2024/25	% Change From Prior Year
PROJECTED REVENUE AND OTHER SOURCES						
439101	Transfer from General Fund	$ 51,466	$ 660,000	$ 1,484,916	$ -	-100.00%
439211	Transfer from Gas Tax Fund	103,243	638,710	1,131,950	75,000	-93.37%
439215	Transfer from RMRA Fund	1,079,603	956,695	1,955,160	1,045,270	-46.54%
439220	Transfer from Measure M	813,510	824,595	1,746,365	789,730	-54.78%
439221	Transfer from CDBG-CV Fund	-	-	500,000	-	-100.00%
439222	Transfer from CDBG Fund	350,000	-	-	350,000	100.00%
439227	Transfer from Other Grants Fund	354,726	276,000	8,113,695	2,250,000	-72.27%
439257	Transfer from ARPA Fund	198,240	-	-	-	0.00%
439310	Transfer from Park In Lieu Fund	184,298	3,080,000	3,692,628	220,000	-94.04%
439501	Transfer from Sewer Maintenance Fund	332,010	440,155	1,038,200	1,420,000	36.78%
439502	Transfer from Sewer Capital Improvement Fund	-	109,845	-	-	0.00%
TOTAL - PROJECTED REVENUE AND OTHER SOURCES		**3,467,096**	**6,986,000**	**19,662,914**	**6,150,000**	**-68.72%**
ESTIMATED EXPENDITURES AND OTHER USES						
Capital Outlay						
750100	Dotson Park Improvements	8,500	-	-	-	0.00%
750103	Stanton Central Park Improvements	19,219	-	-	-	0.00%
Total-Capital Outlay		**27,719**	**-**	**-**	**-**	**0.00%**
Capital Projects [2]						
202x-101	Street Improvements	1,985,490	1,690,000	3,703,050	1,690,000	-54.36%
202x-103	Catch Basin Full Trash Capture Installations	66	-	76,935	-	-100.00%
202x-301	Annual Sewer Rehabilitation Project	-	550,000	550,000	1,420,000	158.18%
202x-xxx	Pavement Management Plan Update	23,730	-	-	35,000	100.00%
2021-201	Park Master Plan	166,314	-	8,306	-	-100.00%
2021-205	Dog Park (design)	56,247	-	-	-	0.00%
2022-102	Citywide Street Sign Replacement	-	-	149,490	-	-100.00%
2022-201	Family Resource Center Improvements (Phase 1)	607,432	-	199,644	-	-100.00%
2022-203	Orangewood Parkette	15,822	-	-	-	0.00%
2022-204	Norm Ross Sports Park	124,398	2,000,000	9,566,660	-	-100.00%
2022-205	Replace Shade Structure at Stanton Central Park	1,642	-	58,360	-	-100.00%
2022-206	Premier Park Renovation	85,125	840,000	1,604,875	-	-100.00%
2022-301	Sewer Master Plan Update	332,010	-	488,200	-	-100.00%
2022-820	Stanton Park Adult Fitness Equipment	-	90,000	174,090	-	-100.00%
2022-833	Stanton Park Refresh	-	-	410,000	-	-100.00%
2022-834	City Fire Alarm Upgrade Project	26,988	-	173,015	-	-100.00%
2022-839	ADA Transition Plan	76,405	-	33,595	-	-100.00%

City of Stanton
CAPITAL PROJECTS FUND (#305)
FISCAL YEAR 2024/25

Account No.	Description	Actual 2022/23	Adopted Budget 2023/24	Amended Budget 2023/24 [1]	Proposed Budget 2024/25	% Change From Prior Year
Capital Projects [2], Continued						
2023-201	Family Resource Center Improvements					0.00%
	(Phase 2)	-	150,000	363,059	-	-100.00%
2023-603	Stanton Community Center Improvements	-	-	500,000	-	-100.00%
2024-102	Cerritos Avenue Resurfacing	-	930,000	960,000	-	-100.00%
2024-601	Stanton Central Park Lighting Project	-	76,000	76,000	-	-100.00%
2024-801	Storm Drain Master Plan	-	600,000	600,000	-	-100.00%
2024-802	Stanford Avenue Storm Drain Repair	-	60,000	60,000	-	-100.00%
2025-102	Vision Zero Action Plan	-	-	-	200,000	100.00%
2025-103	Fern Street Rehabilitation	-	-	-	145,000	100.00%
2025-104	Citywide Concrete Repair	-	-	-	240,000	100.00%
2025-105	Orangewood Complete Streets	-	-	-	850,000	100.00%
2025-201	Dotson Park Resurfacing	-	-	-	220,000	100.00%
2025-601	Stanton Community/Senior Center Improvements	-	-	-	420,000	100.00%
2025-602	Public Safety Center Upgrades	-	-	-	1,000,000	100.00%
Total-Capital Projects		**3,501,669**	**6,986,000**	**19,755,279**	**6,220,000**	**-68.51%**
TOTAL - ESTIMATED EXPENDITURES AND OTHER USES		**3,529,388**	**6,986,000**	**19,755,279**	**6,220,000**	**-68.51%**
REVENUES OVER (UNDER) EXPENDITURES		***$ (62,292)***	***$ -***	***$ (92,365)***	***$ (70,000)***	

Notes:

[1] - As of March 31, 2024

[2] - Amounts reported as "capital projects" include personnel and contracted services costs.

City of Stanton
Capital Projects Fund
PARK IN LIEU FEES FUND (#310)
FISCAL YEAR 2024/25

Account No.	Description	Actual 2022/23	Adopted Budget 2023/24	Amended Budget 2023/24 [1]	Proposed Budget 2024/25	% Change From Prior Year
PROJECTED REVENUE AND OTHER SOURCES						
433280	Quimby Fees	$ 161,517	$ 100,000	$ 100,000	$ 800,000	700.00%
435100	Interest	101,625	25,000	100,000	30,000	-70.00%
435110	Unrealized Gains (Losses)	(30,449)	-	-	-	0.00%
TOTAL - PROJECTED REVENUE AND OTHER SOURCES		**232,693**	**125,000**	**200,000**	**830,000**	**315.00%**
ESTIMATED EXPENDITURES AND OTHER USES						
800305	Transfer to Capital Projects Fund	184,297	3,080,000	3,692,628	220,000	-94.04%
TOTAL - ESTIMATED EXPENDITURES AND OTHER USES		**184,297**	**3,080,000**	**3,692,628**	**220,000**	**-94.04%**
REVENUES OVER (UNDER) EXPENDITURES		***$ 48,396***	***$ (2,955,000)***	***$ (3,492,628)***	***$ 610,000***	

Note:

[1] - As of March 31, 2024

City of Stanton
Enterprise Fund
SEWER MAINTENANCE FUND (#501)
FISCAL YEAR 2024/25

Account No.	Description	Actual 2022/23	Adopted Budget 2023/24	Amended Budget 2023/24 (1)	Proposed Budget 2024/25	% Change From Prior Year
PROJECTED REVENUE AND OTHER SOURCES						
430100	Current Year-Secured	$ 58,329	$ 60,000	$ 60,000	$ 60,000	0.00%
430105	Current Year-Unsecured	1,675	1,500	1,500	1,500	0.00%
430110	Property Tax-Prior Year	37	-	-	-	0.00%
430115	Property Tax-Supplemental	2,461	1,000	1,000	1,000	0.00%
430120	Residual Redevelopment Property Tax	83,326	88,000	85,000	85,000	0.00%
430135	Homeowners Tax Relief	256	-	-	-	0.00%
430145	Property Tax-Penalties/Interest	442	-	-	-	0.00%
431165	Fat/Oils/Grease User Fee	14,370	18,000	15,000	15,000	0.00%
431175	Hook-Up Permit Fees/OCSD	134,485	200,000	500,000	1,000,000	100.00%
433155	User Fees/Tax Roll	940,707	920,000	940,700	940,700	0.00%
435100	Interest	165,961	11,000	165,000	100,000	-39.39%
435110	Unrealized Gains (Losses)	(49,070)	-	-	-	0.00%
440100	AB 1389 Pass Through from RDA	48,259	45,000	49,000	50,000	2.04%
TOTAL - PROJECTED REVENUE AND OTHER SOURCES		**1,401,238**	**1,344,500**	**1,817,200**	**2,253,200**	**23.99%**
ESTIMATED EXPENDITURES AND OTHER USES						
Salaries and Benefits						
501110	Salaries-Regular	41,615	41,655	41,655	73,520	76.50%
501115	Salaries-Overtime	513	650	650	650	0.00%
502100	Retirement	10,502	7,665	7,665	20,685	169.86%
502105	Workers' Compensation	766	645	645	1,235	91.47%
502110	Health/Life Insurance	4,427	4,425	4,425	9,960	125.08%
502111	Medical In-Lieu Pay	176	-	-	-	0.00%
502115	Unemployment Insurance	81	90	90	75	-16.67%
502120	Medicare/FICA	612	600	600	1,030	71.67%
502125	Leave Disbursals	1,203	-	-	-	0.00%
502130	Other Benefits	366	5	5	25	400.00%
Total-Salaries and Benefits		**60,261**	**55,735**	**55,735**	**107,180**	**92.30%**
Maintenance and Operations						
602155	Postage	-	-	-	-	0.00%
602140	Materials & Supplies	1,317	-	-	-	0.00%
603100	Emergency Maintenance Services	-	12,000	12,000	10,000	-16.67%
603122	System Repairs/Maintenance	1,092	5,000	5,000	5,000	0.00%
608100	Contractual Services	-	10,000	10,000	15,000	50.00%
608105	Professional Services	4,810	54,460	59,460	35,000	-41.14%
608110	Engineering Services	20,161	32,500	32,500	32,500	0.00%
608155	Waste Discharge Monitoring	21,119	27,500	27,500	2,500	-90.91%
611116	Payment to Other Agencies	134,602	200,000	500,000	1,000,000	100.00%
730100	CCTV & Line Cleaning	107,787	335,000	335,000	335,000	0.00%
830100	Depreciation Expense	143,474	150,000	150,000	150,000	0.00%
Total-Maintenance and Operations		**434,362**	**826,460**	**1,131,460**	**1,585,000**	**40.08%**

City of Stanton
Enterprise Fund
SEWER MAINTENANCE FUND (#501)
FISCAL YEAR 2024/25

Account No.	Description	Actual 2022/23	Adopted Budget 2023/24	Amended Budget 2023/24 [1]	Proposed Budget 2024/25	% Change From Prior Year
Allocated Charges						
612105	Vehicle Replacement Charge	1,665	1,805	1,805	2,000	10.80%
612115	Liability Insurance Charge	2,129	2,380	2,775	4,920	77.30%
612140	Information Technology Charge	5,930	5,605	5,605	8,505	51.74%
614205	Admin Overhead	12,019	12,080	12,080	22,055	82.57%
Total-Allocated Charges		**21,743**	**21,870**	**22,265**	**37,480**	**68.34%**
Transfer to Other Funds						
800101	Transfer to General Fund	-	-	-	20,000	100.00%
800305	Transfer to Capital Projects Fund	332,010	440,155	1,038,200	1,420,000	36.78%
Total-Transfer to Other Funds		**332,010**	**440,155**	**1,038,200**	**1,440,000**	**38.70%**
TOTAL - ESTIMATED EXPENDITURES AND OTHER USES		**848,376**	**1,344,220**	**2,247,660**	**3,169,660**	**41.02%**
REVENUES OVER (UNDER) EXPENDITURES		***$ 552,862***	***$ 280***	***$ (430,460)***	***$ (916,460)***	

Note:

[1] - As of March 31, 2024

City of Stanton
Enterprise Fund
SEWER CAPITAL IMPROVEMENT FUND (#502)
FISCAL YEAR 2024/25

Account No.	Description	Actual 2022/23	Adopted Budget 2023/24	Amended Budget 2023/24 [1]	Proposed Budget 2024/25	% Change From Prior Year
PROJECTED REVENUE AND OTHER SOURCES						
431170	Hook-Up Permit Fees/City	$ 105	$ 14,500	$ 5,000	$ 8,700	74.00%
435100	Interest	77	-	200	-	-100.00%
435110	Unrealized Gains (Losses)	(22)	-	-	-	0.00%
TOTAL - PROJECTED REVENUE AND OTHER SOURCES		**160**	**14,500**	**5,200**	**8,700**	**67.31%**
ESTIMATED EXPENDITURES AND OTHER USES						
Transfer to Other Funds						
800305	Transfer to Capital Projects Fund	-	109,845	-	-	0.00%
TOTAL - ESTIMATED EXPENDITURES AND OTHER USES		**-**	**109,845**	**-**	**-**	**0.00%**
REVENUES OVER (UNDER) EXPENDITURES		***$ 160***	***$ (95,345)***	***$ 5,200***	***$ 8,700***	

Note:

[1] - As of March 31, 2024

City of Stanton
Internal Service Fund
WORKERS' COMPENSATION FUND (#602)
FISCAL YEAR 2024/25

Account No.	Description	Actual 2022/23	Adopted Budget 2023/24	Amended Budget 2023/24 [1]	Proposed Budget 2024/25	% Change From Prior Year
PROJECTED REVENUE AND OTHER SOURCES						
433001	Workers' Compensation Charges	$ 85,968	$ 80,405	$ 77,300	$ 84,300	9.06%
435100	Interest	19,025	-	-	10,000	100.00%
435110	Unrealized Gains (Losses)	(4,896)	-	-	-	0.00%
437130	Insurance Reimbursement	10,056	-	-	-	0.00%
437195	Other Revenue	-	-	9,590	-	-100.00%
TOTAL - PROJECTED REVENUE AND OTHER SOURCES		**110,153**	**80,405**	**86,890**	**94,300**	**8.53%**
ESTIMATED EXPENDITURES AND OTHER USES						
Maintenance and Operations						
606105	Insurance Premium	56,970	60,105	60,105	64,000	6.48%
606110	Benefit Claims	26,628	20,000	29,590	30,000	1.39%
608105	Professional Services	-	300	300	300	0.00%
TOTAL - ESTIMATED EXPENDITURES AND OTHER USES		**83,598**	**80,405**	**89,995**	**94,300**	**4.78%**
REVENUES OVER (UNDER) EXPENDITURES		***$ 26,555***	***$ -***	***$ (3,105)***	***$ -***	

Note:

[1] - As of March 31, 2024

City of Stanton
Internal Service Fund
LIABILITY/RISK MANAGEMENT FUND (#603)
FISCAL YEAR 2024/25

Account No.	Description	Actual 2022/23	Adopted Budget 2023/24	Amended Budget 2023/24 [1]	Proposed Budget 2024/25	% Change From Prior Year
PROJECTED REVENUE AND OTHER SOURCES						
433004	Liability Insurance Charges	$ 248,108	$ 328,925	$ 383,925	$ 384,345	0.11%
435100	Interest	2,203	-	5,000	-	-100.00%
435110	Unrealized Gains (Losses)	(708)	-	-	-	0.00%
437195	Other Revenue	-	-	26,980	-	-100.00%
TOTAL - PROJECTED REVENUE AND OTHER SOURCES		**249,603**	**328,925**	**415,905**	**384,345**	**-7.59%**
ESTIMATED EXPENDITURES AND OTHER USES						
Maintenance and Operations						
606105	Insurance Premium	255,169	293,925	293,925	349,345	18.86%
606110	Benefit Claims	62,341	35,000	121,980	35,000	-71.31%
TOTAL - ESTIMATED EXPENDITURES AND OTHER USES		**317,510**	**328,925**	**415,905**	**384,345**	**-7.59%**
REVENUES OVER (UNDER) EXPENDITURES		***$ (67,907)***	***$ -***	***$ -***	***$ -***	

Note:

[1] - As of March 31, 2024

City of Stanton
Internal Service Fund
EMPLOYEE BENEFITS FUND (#604)
FISCAL YEAR 2024/25

Account No.	Description	Actual 2022/23	Adopted Budget 2023/24	Amended Budget 2023/24 [1]	Proposed Budget 2024/25	% Change From Prior Year
PROJECTED REVENUE AND OTHER SOURCES						
433002	Retirement Charges	$ 1,107,505	$ 945,670	$ 945,670	$ 1,323,120	39.91%
433003	Health and Life Insurance Charges	476,542	583,745	583,745	709,395	21.52%
433005	Unemployment Insurance Charges	11,306	17,760	17,760	10,335	-41.81%
433006	Other Benefit Charges	95,374	82,620	82,620	79,410	-3.89%
435110	Unrealized Gains (Losses)	297,969	25,000	25,000	25,000	0.00%
437130	Insurance Reimbursement	-	-	-	-	0.00%
437135	Expense Reimbursement	38,485	40,000	40,000	41,280	3.20%
TOTAL - PROJECTED REVENUE AND OTHER SOURCES		**2,027,181**	**1,694,795**	**1,694,795**	**2,188,540**	**29.13%**
ESTIMATED EXPENDITURES AND OTHER USES						
Salaries and Benefits						
502100	Retirement Charges	1,363,311	-	-	-	0.00%
502101	CalPERS Retirement System	1,081,080	943,170	943,170	1,321,720	40.14%
502110	Health Insurance (Retirees)	38,485	40,000	40,000	41,280	3.20%
502112	Medical Insurance Premiums	406,161	498,520	498,520	628,830	26.14%
502113	Dental Insurance Premiums	23,500	28,650	28,650	27,480	-4.08%
502114	Vision Insurance Premiums	5,648	6,825	6,825	7,305	7.03%
502115	Unemployment Insurance Payments	10,573	17,760	17,760	10,335	-41.81%
502116	Life Insurance Premiums	5,861	6,480	6,480	5,900	-8.95%
502117	Disability Insurance Premiums	31,189	43,270	43,270	39,880	-7.83%
502120	Medicare/FICA	70,024	76,920	76,920	72,010	-6.38%
502125	Leave Disbursals	(10,212)	-	-	-	0.00%
502130	Other Benefits	7,100	5,700	5,700	7,400	29.82%
608105	Professional Services	-	2,500	2,500	1,400	-44.00%
608107	Financial Services	23,625	25,000	25,000	25,000	0.00%
TOTAL - ESTIMATED EXPENDITURES AND OTHER USES		**3,056,345**	**1,694,795**	**1,694,795**	**2,188,540**	**29.13%**
REVENUES OVER (UNDER) EXPENDITURES		***$ (1,029,164)***	***$ -***	***$ -***	***$ -***	

Note:

[1] - As of March 31, 2024

City of Stanton
Internal Service Fund
FLEET MAINTENANCE FUND (#605)
FISCAL YEAR 2024/25

Account No.	Description	Actual 2022/23	Adopted Budget 2023/24	Amended Budget 2023/24 [1]	Proposed Budget 2024/25	% Change From Prior Year
PROJECTED REVENUE AND OTHER SOURCES						
433100	Fleet Maintenance Charges	$ 168,022	$ 174,860	$ 174,860	$ 179,150	2.45%
435100	Interest	12,429	5,000	15,000	9,460	-36.93%
435110	Unrealized Gains (Losses)	(3,595)	-	-	-	0.00%
437135	Expense Reimbursement	18,304	-	-	-	0.00%
437145	Sale of Assets	12,693	-	-	-	0.00%
TOTAL - PROJECTED REVENUE AND OTHER SOURCES		**207,853**	**179,860**	**189,860**	**188,610**	**-0.66%**
ESTIMATED EXPENDITURES AND OTHER USES						
Salaries and Benefits						
501110	Salaries-Regular	5,898	11,760	11,760	13,760	17.01%
501115	Salaries-Overtime	-	800	800	800	0.00%
502100	Retirement	1,440	2,025	2,025	3,705	82.96%
502105	Workers' Compensation	109	175	175	230	31.43%
502110	Health/Life Insurance	407	1,075	1,075	2,000	86.05%
502111	Medical In-Lieu Pay	1,050	420	420	420	0.00%
502115	Unemployment Insurance	20	45	45	30	-33.33%
502120	Medicare/FICA	101	165	165	200	21.21%
502125	Leave Disbursals	(614)	-	-	-	0.00%
502130	Other Benefits	52	5	5	10	100.00%
Total-Salaries and Benefits		**8,463**	**16,470**	**16,470**	**21,155**	**28.45%**
Maintenance and Operations						
602125	Small Tools	31	-	-	-	0.00%
602135	Safety Equipment	493	-	-	-	0.00%
602145	Gas/Oil/Lube	33,307	35,000	45,000	38,000	-15.56%
603105	Equipment Maintenance	-	30,000	30,000	5,000	-83.33%
603125	Vehicle Maintenance	51,122	53,000	53,000	58,000	9.43%
830100	Depreciation Expense	93,810	40,000	40,000	40,000	0.00%
Total-Maintenance and Operations		**178,763**	**158,000**	**168,000**	**141,000**	**-16.07%**
Allocated Charges						
612115	Liability Insurance Charge	668	690	805	1,035	28.57%
612140	Information Technology Charge	1,270	1,290	1,290	1,290	0.00%
614205	Admin Overhead	1,647	3,410	3,410	4,130	21.11%
Total-Allocated Charges		**3,585**	**5,390**	**5,505**	**6,455**	**17.26%**
Capital Outlay						
701105	Equipment-General	-	-	15,000	-	-100.00%
703100	Vehicle	-	-	60,000	-	-100.00%
Total-Capital Outlay		**-**	**-**	**75,000**	**-**	**-100.00%**
Transfer to Other Funds						
800101	Transfer to General Fund	-	-	-	20,000	100.00%
Total-Transfer to Other Funds		**-**	**-**	**-**	**20,000**	**100.00%**
TOTAL - ESTIMATED EXPENDITURES AND OTHER USES		**190,811**	**179,860**	**264,975**	**188,610**	**-28.82%**
REVENUES OVER (UNDER) EXPENDITURES		***$ 17,042***	***$ -***	***$ (75,115)***	***$ -***	

Note:
[1] - As of March 31, 2024

Operating Budget By Department

CITY OF
STANTON
1956
CALIFORNIA

ADMINISTRATION

MISSION:

The City Council appoints the City Manager to serve as the City's chief administrative officer. The City Manager is responsible for providing effective municipal services through administrative direction of City departments in accordance with policies established by the City Council. The City Council addresses the current and future needs of the City through the adoption of policies that promote the best interests of the community and the City's relationships with citizens, businesses, community organizations, and other governmental agencies.

PRIMARY ACTIVITIES:

The City of Stanton Administration Department is comprised of the legislative, legal, and administrative branches of City government.

The governing body of the City, the **City Council**, consists of five Stanton residents. The City Council is made up of Stanton's mayor, who is elected at large, and four City Council members, who are each elected by voters in their respective districts. Both the mayor and City Council members serve in four-year terms, and elections are staggered such that they are held in November of even-numbered years.

The City Council:

- Reviews and makes decisions regarding issues affecting the City;
- Provides City policy and input on local, state, and federal matters affecting the City of Stanton;
- Enacts laws and directs actions as required to provide for the general welfare of the community through programs, services, and activities;
- Provides policy guidance to City staff;
- Adopts the City's annual operating budget;
- Makes appointments to vacancies on various commissions and committees; and
- Serves as the Board of Directors for the Stanton Successor Agency (to the Stanton Redevelopment Agency), Stanton Housing Authority, Stanton Public Financing Authority, and Stanton Parking Authority.

Appointed by the City Council, the **City Attorney** is responsible for the legal management of civil matters related to land use, contracts, agreements, and ordinances, as well as the prosecution of misdemeanor criminal offenses committed within the City. The City Attorney:

- Prepares and reviews ordinances, resolutions, contracts, opinions, litigation, and other related documents;

- Apprises City officials of changes in statute or case law for the purpose of providing legal advice;
- Provides effective legal counsel for all City Council, Successor Agency, and Planning Commission meetings;
- Ensures that City activities comply with all pertinent laws; and
- Defends or prosecutes legal actions in which the City is involved.

The **City Manager** directs and oversees the daily operations of the City and the provision of municipal services by effectively directing all City activities, finances, and personnel. The City Manager:

- Coordinates and reviews all City Council agenda items to provide the City Council with timely, adequate information for each meeting;
- Prepares accurate information and appropriate recommendations on policy matters to aid the City Council in decision-making;
- Carries out policies established by the City Council;
- Coordinates departmental activities to ensure City Council Strategic Goals are met;
- Meets established milestones, quality requirements, and budgets;
- Coordinates the City's working relationships with local, regional, state, and federal public agencies on issues and problems affecting the City;
- Serves as liaison between City administration and community organizations and citizens; and
- Serves as Executive Director of the Stanton Successor Agency and Stanton Housing Authority.

The **City Clerk** administers the City's legislative and recordkeeping processes. The City Clerk:

- Conducts the City's elections, including providing applications for voter registration;
- Serves as filing officer for the Political Reform Act;
- Administers oaths of office;
- Prepares agendas for City meetings;
- Complies with the open meeting law (Ralph M. Brown Act, California Government Code §54950 *et seq.*), including guiding members of the public through open participation processes;
- Keeps accurate records of meetings, ordinances, and resolutions;
- Records deeds;
- Maintains a catalog of enterprise systems;
- Administers a City-wide Records Management program to maintain the City's vital, historical, and permanent records, including the Stanton Municipal Code;
- Responds to Public Records Act requests;
- Receives and processes liability claims against the City; and

- Serves as Clerk of the City Council and Secretary of the Stanton Successor Agency and Stanton Housing Authority.

The **Human Resources and Risk Management** division provides a personnel system that attracts and retains high-caliber employees in the City service. Personnel staff:

- Conducts recruitment and selection of qualified candidates for positions in the City service;
- Adheres to federal, state, and local employment laws and guidelines to ensure equal opportunity for candidates applying for positions in the City service;
- Administers the City's Personnel Rules and Regulations and related policies;
- Administers the City's employee compensation and benefits program, including health, dental, vision, retirement, and life insurance;
- Provides administrative oversight of the City's General Liability, Workers Compensation, Property, and other insurance programs; and
- Coordinates various employee training and recognition programs.

The **Information Technology** division manages the City's information technology needs by aiming to provide the highest quality technology-based services in the most cost-effective manner. The division manages the City's computers and network infrastructure, data storage and management, website, and telephone system and is responsible for coordinating major IT initiatives Citywide. The Information Technology services are provided by both a full-time City staff position and contracted through an outside vendor.

ADMINISTRATION
DEPARTMENTAL BUDGET SUMMARY
FISCAL YEAR 2024/25

DESCRIPTION	Actual 2022/23	Adopted Budget 2023/24	Amended Budget 2023/24 [1]	Proposed Budget 2024/25	% Change From Prior Year
Salaries and Benefits	$ 4,159,122	$ 2,804,140	$ 2,824,595	$ 3,383,005	19.77%
Maintenance and Operations	1,820,409	1,691,105	2,339,229	1,884,385	-19.44%
Allocated Charges	61,108	73,900	83,100	73,690	-11.32%
Capital Outlay	37,609	300,000	-	60,000	100.00%
Grand Total(s)	**$ 6,078,248**	**$ 4,869,145**	**$ 5,246,924**	**$ 5,401,080**	**2.94%**
General Fund (#101)	$ 2,276,020	$ 2,543,760	$ 2,751,319	$ 2,503,315	-9.01%
Air Quality Improvement Fund (#226)	-	1,000	1,000	1,000	0.00%
American Rescue Plan Act Fund (#257)	108,492	-	-	-	0.00%
Housing Authority Fund (#285)	116,899	220,260	261,590	229,580	-12.24%
Workers' Compensation Fund (#602)	83,598	80,405	89,995	94,300	4.78%
Liability/Risk Management Fund (#603)	317,510	328,925	415,905	384,345	-7.59%
Employee Benefits Fund (#604)	3,056,345	1,694,795	1,694,795	2,188,540	29.13%
Expendable Deposits Fund (#801)	119,384	-	32,320	-	-100.00%
Grand Total(s)	**$ 6,078,248**	**$ 4,869,145**	**$ 5,246,924**	**$ 5,401,080**	**2.94%**

PERSONNEL					
Elected Officials	5.00	5.00	5.00	5.00	0.00%
Regular Full-Time (2)	5.50	4.50	4.50	4.50	0.00%
Limited Term Full-Time (3)	1.00	1.00	1.00	1.00	0.00%
Part-Time	0.00	0.48	0.48	0.48	0.00%
TOTAL PERSONNEL	**11.50**	**10.98**	**10.98**	**10.98**	**0.00%**

Notes:

[1] - As of March 31, 2024

[2] - One full-time Departmental Assistant is shared with the Public Safety Department.

[3] - The Management Analyst position is funded with General Fund assigned fund balance through December 31, 2024.

City of Stanton
ADMINISTRATION - CITY COUNCIL (#1100)
Division Activity Detail

Account No.	EXPENSE CATEGORY	Actual 2022/23	Adopted Budget 2023/24	Amended Budget 2023/24 (1)	Proposed Budget 2024/25	% Change From Prior Year
	Salaries and Benefits					
501105	Salaries-Elected	$ 54,764	$ 52,200	$ 52,200	$ 52,200	0.00%
502115	Unemployment	-	1,120	1,120	630	-43.75%
502120	Medicare/FICA	791	755	755	760	0.66%
502130	Other Benefits	644	750	750	750	0.00%
	Total Salaries and Benefits	**56,199**	**54,825**	**54,825**	**54,340**	**-0.88%**
	Maintenance and Operations					
602100	Special Department Expense	7,980	10,100	10,100	10,240	1.39%
602110	Office Expense	1,903	2,000	2,000	2,000	0.00%
607100	Membership/Dues	33,992	43,950	43,950	44,545	1.35%
607110	Travel/Conference/Meetings	12,167	15,000	15,000	15,000	0.00%
608105	Professional Services	-	-	15,000	-	-100.00%
	Total Maintenance and Operations	**56,042**	**71,050**	**86,050**	**71,785**	**-16.58%**
	Allocated Charges					
612115	Liability Insurance Charge	2,389	3,230	3,770	3,900	3.45%
	Total Allocated Charges	**2,389**	**3,230**	**3,770**	**3,900**	**3.45%**
	Capital Outlay					
702100	Office Furniture	8,358	-	-	-	0.00%
	Total Allocated Charges	**8,358**	**-**	**-**	**-**	**0.00%**
	DIVISION ACTIVITY TOTAL	**$ 122,988**	**$ 129,105**	**$ 144,645**	**$ 130,025**	**-10.11%**

Note:
(1) - As of March 31, 2024

City of Stanton
ADMINISTRATION - CITY ATTORNEY (#1200)
Division Activity Detail

Account No.	EXPENSE CATEGORY	Actual 2022/23	Adopted Budget 2023/24	Amended Budget 2023/24 [1]	Proposed Budget 2024/25	% Change From Prior Year
	Maintenance and Operations					
608105	Professional Services	$ 738,195	$ 450,000	$ 852,320	$ 550,000	-35.47%
	DIVISION ACTIVITY TOTAL	**$ 738,195**	**$ 450,000**	**$ 852,320**	**$ 550,000**	**-35.47%**

Note:
[1] - As of March 31, 2024

City of Stanton
ADMINISTRATION - CITY MANAGER (#1300)
Division Activity Detail

Account No.	EXPENSE CATEGORY	Actual 2022/23	Adopted Budget 2023/24	Amended Budget 2023/24 [1]	Proposed Budget 2024/25	% Change From Prior Year
	Salaries and Benefits					
501110	Salaries-Regular	$ 384,985	$ 394,955	$ 400,840	$ 380,975	-4.96%
501115	Salaries-Overtime	57	500	500	500	0.00%
502100	Retirement	97,928	73,970	73,970	104,625	41.44%
502105	Workers' Compensation	7,084	5,885	5,885	5,930	0.76%
502110	Health/Life Insurance	28,554	29,915	29,915	35,605	19.02%
502111	Medical In-Lieu Pay	4,437	4,200	4,200	2,100	-50.00%
502115	Unemployment Insurance	520	540	540	305	-43.52%
502120	Medicare/FICA	5,506	5,305	5,420	4,945	-8.76%
502125	Leave Disbursals	1,467	-	-	-	0.00%
502130	Other Benefits	3,388	40	40	60	50.00%
	Total Salaries and Benefits	**533,926**	**515,310**	**521,310**	**535,045**	**2.63%**
	Maintenance and Operations					
602110	Office Expense	8,903	10,600	10,600	10,600	0.00%
602115	Postage	118	200	200	200	0.00%
602120	Books/Periodicals	-	100	100	100	0.00%
607100	Membership/Dues	467	5,800	5,800	5,800	0.00%
607110	Travel/Conference/Meetings	1,723	4,800	4,800	4,800	0.00%
608105	Professional Services	48,000	78,000	78,000	73,000	-6.41%
	Total Maintenance and Operations	**59,211**	**99,500**	**99,500**	**94,500**	**-5.03%**
	Allocated Charges					
612105	Vehicle Replacement Charge	2,060	2,065	2,065	580	-71.91%
612115	Liability Insurance Charge	21,144	31,830	37,155	28,465	-23.39%
612140	Information Technology Charge	4,420	5,575	5,575	5,185	-7.00%
614205	Admin Overhead	9,991	4,145	4,145	4,480	8.08%
	Total Allocated Charges	**37,615**	**43,615**	**48,940**	**38,710**	**-20.90%**
	DIVISION ACTIVITY TOTAL	**$ 630,752**	**$ 658,425**	**$ 669,750**	**$ 668,255**	**-0.22%**

Note:
[1] - As of March 31, 2024

City of Stanton
ADMINISTRATION - CITY CLERK (#1400)
Division Activity Detail

Account No.	EXPENSE CATEGORY	Actual 2022/23	Adopted Budget 2023/24	Amended Budget 2023/24 [1]	Proposed Budget 2024/25	% Change From Prior Year
	Salaries and Benefits					
501110	Salaries-Regular	$ 118,540	$ 124,505	$ 124,505	$ 128,470	3.18%
501115	Salaries-Overtime	188	500	500	500	0.00%
502100	Retirement	41,150	35,275	35,275	48,710	38.09%
502105	Workers' Compensation	2,181	1,965	1,965	2,170	10.43%
502110	Health/Life Insurance	19,607	20,535	20,535	25,190	22.67%
502111	Medical In-Lieu Pay	40	-	-	-	0.00%
502115	Unemployment Insurance	161	245	245	140	-42.86%
502120	Medicare/FICA	1,664	1,790	1,790	1,790	0.00%
502125	Leave Disbursals	2,637	-	-	-	0.00%
502130	Other Benefits	1,043	15	15	35	133.33%
	Total Salaries and Benefits	**187,211**	**184,830**	**184,830**	**207,005**	**12.00%**
	Maintenance and Operations					
602110	Office Expense	2,305	2,250	2,250	2,750	22.22%
602115	Postage	584	500	500	500	0.00%
602120	Books/Periodicals	72	100	100	100	0.00%
607100	Membership/Dues	415	415	415	510	22.89%
607110	Travel/Conference/Meetings	-	1,200	1,200	1,200	0.00%
607115	Training	1,421	2,500	2,500	2,500	0.00%
608105	Professional Services	4,658	6,000	6,000	5,865	-2.25%
608135	Microfilming	-	-	11,000	15,000	36.36%
608140	Elections	42,864	1,000	1,000	54,000	5300.00%
	Total Maintenance and Operations	**52,319**	**13,965**	**24,965**	**82,425**	**230.16%**
	Allocated Charges					
612105	Vehicle Replacement Charge	530	575	575	385	-33.04%
612115	Liability Insurance Charge	5,428	7,195	8,400	9,600	14.29%
	Total Allocated Charges	**5,958**	**7,770**	**8,975**	**9,985**	**11.25%**
	DIVISION ACTIVITY TOTAL	**$ 245,488**	**$ 206,565**	**$ 218,770**	**$ 299,415**	**36.86%**

Note:
[1] - As of March 31, 2024

City of Stanton
ADMINISTRATION - PERSONNEL (#1410)
Division Activity Detail

Account No.	EXPENSE CATEGORY	Actual 2022/23	Adopted Budget 2023/24	Amended Budget 2023/24 [1]	Proposed Budget 2024/25	% Change From Prior Year
	Salaries and Benefits					
501110	Salaries-Regular	$ 132,625	$ 123,500	$ 123,500	$ 124,855	1.10%
501120	Salaries-Part Time	-	47,795	60,595	47,795	-21.12%
502100	Retirement	32,506	29,720	31,165	46,470	49.11%
502105	Workers' Compensation	2,440	2,575	2,575	2,905	12.82%
502110	Health/Life Insurance	17,791	17,845	17,845	26,610	49.12%
502111	Medical In-Lieu Pay	-	-	-	500	100.00%
502115	Unemployment Insurance	272	450	450	250	-44.44%
502120	Medicare/FICA	1,864	2,400	2,610	2,485	-4.79%
502125	Leave Disbursals	2,192	-	-	-	0.00%
502130	Other Benefits	1,167	30	30	180	500.00%
502135	Alternative Commute Incentive	-	1,000	1,000	1,000	0.00%
	Total Salaries and Benefits	**190,857**	**225,315**	**239,770**	**253,050**	**5.54%**
	Maintenance and Operations					
602110	Office Expense	1,647	1,400	1,400	1,400	0.00%
602115	Postage	144	200	200	200	0.00%
602140	Materials & Supplies	-	-	-	-	0.00%
607100	Membership/Dues	400	725	725	1,725	137.93%
607110	Travel/Conference/Meetings	402	2,000	2,000	2,000	0.00%
607115	Training	(198)	6,000	6,000	7,500	25.00%
607120	Education Reimbursement Program	3,305	10,000	10,000	10,000	0.00%
608105	Professional Services	14,040	13,750	13,750	10,500	-23.64%
608125	Advertising/Business Development	1,374	2,200	2,200	2,200	0.00%
609125	Employee/Volunteer Recognition	11,905	12,000	12,000	12,000	0.00%
	Total Maintenance and Operations	**33,019**	**48,275**	**48,275**	**47,525**	**-1.55%**
	Allocated Charges					
612105	Vehicle Replacement Charge	495	535	535	580	8.41%
612115	Liability Insurance Charge	5,070	7,285	8,505	12,900	51.68%
614205	Admin Overhead	50	-	-		0.00%
	Total Allocated Charges	**5,615**	**7,820**	**9,040**	**13,480**	**49.12%**
	Capital Outlay					
701105	Equipment-General	2,338	-	-	-	0.00%
702100	Office Furniture	686	-	-	-	0.00%
	Total Capital Outlay	**3,024**	**-**	**-**	**-**	**0.00%**
	DIVISION ACTIVITY TOTAL	**$ 232,515**	**$ 281,410**	**$ 297,085**	**$ 314,055**	**5.71%**

Note:

[1] - As of March 31, 2024

City of Stanton
ADMINISTRATION - RISK MANAGEMENT/EMPLOYEE BENEFITS (#1420-1440)
Division Activity Detail

Account No.	EXPENSE CATEGORY	Actual 2022/23	Adopted Budget 2023/24	Amended Budget 2023/24 (1)	Proposed Budget 2024/25	% Change From Prior Year
	Salaries and Benefits					
502100	Retirement	$ 1,363,314	$ -	$ -	$ -	0.00%
502101	CalPERS Retirement System	1,081,080	943,170	943,170	1,321,720	40.14%
502110	Health/Life Insurance Charges	38,485	40,000	40,000	41,280	3.20%
502112	Medical Insurance Premiums	406,161	498,520	498,520	628,830	26.14%
502113	Dental Insurance Premiums	23,500	28,650	28,650	27,480	-4.08%
502114	Vision Insurance Premiums	5,648	6,825	6,825	7,305	7.03%
502115	Unemployment Insurance Premiums	10,573	17,760	17,760	10,335	-41.81%
502116	Life Insurance Premiums	5,861	6,480	6,480	5,900	-8.95%
502117	Disability Insurance Premiums	31,189	43,270	43,270	39,880	-7.83%
502120	Medicare/FICA	70,024	76,920	76,920	72,010	-6.38%
502125	Leave Disbursals	(10,212)	-	-	-	0.00%
502130	Other Benefits	7,100	5,700	5,700	7,400	29.82%
	Total Salaries and Benefits	**3,032,723**	**1,667,295**	**1,667,295**	**2,162,140**	**29.68%**
	Maintenance and Operations					
606105	Insurance Premiums	312,139	354,030	354,030	413,345	16.75%
606110	Benefit Claims	88,968	55,000	151,570	65,000	-57.12%
608105	Professional Services	-	2,800	2,800	1,700	-39.29%
608107	Financial Services	23,625	25,000	25,000	25,000	0.00%
	Total Maintenance and Operations	**424,732**	**436,830**	**533,400**	**505,045**	**-5.32%**
	DIVISION ACTIVITY TOTAL	**$ 3,457,455**	**$ 2,104,125**	**$ 2,200,695**	**$ 2,667,185**	**21.20%**

Note:
(1) - As of March 31, 2024

City of Stanton
ADMINISTRATION - INFORMATION TECHNOLOGY (#1510)
Division Activity Detail

Account No.	EXPENSE CATEGORY	Actual 2022/23	Adopted Budget 2023/24	Amended Budget 2023/24 (1)	Proposed Budget 2024/25	% Change From Prior Year
	Salaries and Benefits					
501110	Salaries-Regular	$ 88,350	$ 101,935	$ 101,935	$ 101,935	0.00%
501105	Salaries-Overtime	16,603	6,000	6,000	6,000	0.00%
502100	Retirement	30,730	28,070	28,070	38,765	38.10%
502105	Workers' Compensation	1,651	1,560	1,560	1,730	10.90%
502110	Health/Life Insurance	16,593	17,335	17,335	21,415	23.54%
502115	Unemployment Insurance	150	225	225	125	-44.44%
502120	Medicare/FICA	1,400	1,425	1,425	1,425	0.00%
502125	Leave Disbursals	1,940	-	-	-	0.00%
502130	Other Benefits	789	15	15	30	100.00%
	Total Salaries and Benefits	**158,206**	**156,565**	**156,565**	**171,425**	**9.49%**
	Maintenance and Operations					
602140	Materials and Supplies	7,846	15,000	5,000	15,000	200.00%
603105	Equipment Maintenance	90,261	50,000	60,000	50,000	-16.67%
604100	Communications	110,040	112,500	127,500	94,700	-25.73%
607100	Membership/Dues	8	35,410	59,410	47,280	-20.42%
608100	Contractual Services	239,754	358,575	442,809	326,125	-26.35%
608145	Information Technology	8,982	-	-		0.00%
	Total Maintenance and Operations	**456,891**	**571,485**	**694,719**	**533,105**	**-23.26%**
	Allocated Charges					
612105	Vehicle Replacement Charge	5,555	6,020	6,020	-	-100.00%
612115	Liability Insurance Charge	3,976	5,445	6,355	7,615	19.83%
	Total Allocated Charges	**9,531**	**11,465**	**12,375**	**7,615**	**-38.46%**
	Capital Outlay					
701050	Computer Software	17,213	300,000	-	60,000	100.00%
701105	Equipment-General	9,014	-	-	-	0.00%
	Total Capital Outlay	**26,227**	**300,000**	**-**	**60,000**	**100.00%**
	DIVISION ACTIVITY TOTAL	**$ 650,855**	**$ 1,039,515**	**$ 863,659**	**$ 772,145**	**-10.60%**

Note:
(1) - As of March 31, 2024

CITY OF
STANTON
1956
CALIFORNIA

FINANCE

MISSION:

The Finance Department is charged with providing fiscal management, budgeting, accounting, cash management, business licensing, payroll, and purchasing, and general cashiering support services for the City, Successor Agency to the Stanton Redevelopment Agency and the Stanton Housing Authority.

PRIMARY ACTIVITIES:

Services provided through the **Finance Division** include the maintenance of reliable accounting records, payment of approved demands against the City treasury, financial statement reporting, preparation of the budget, prudent fiscal planning, payroll processing and reporting, and debt administration. The Finance Department also administers the City's Internal Service Funds, Special Revenue Funds, Capital Project Funds, and Enterprise Funds, which includes the monitoring of the financial position of these programs.

Internal controls are established and maintained to ensure that the assets of the City are protected from loss, theft, or misuse and to ensure that adequate accounting data allows for the preparation of financial statements in conformity with generally accepted accounting principles. Financial reports are used as a tool to measure the results of operations for a variety of purposes, both internal (periodic financial performance reports to the City Council, Successor Agency, City Manager, and operating departments) and external (reports to other governmental agencies for informational and legal compliance purposes).

The cash management function is responsible for the prudent investment of surplus funds. The City's Investment Policy directs the investment of City and Successor Agency monies with the following priorities established: preservation and safety of principal, liquidity necessary to meet daily cash flow requirements and maximized yield.

The administrative support function covers a range of activities that include receptionist and telephone routing services as well as financially supporting citywide services and activities through direct expenditures and transfers to other funds.

The Finance Department manages the **Non-Departmental Division**, which financially supports activities not associated to a specific City department through direct expenditures and transfers to other funds.

FINANCE
DEPARTMENTAL BUDGET SUMMARY
FISCAL YEAR 2024/25

DESCRIPTION	Actual 2022/23	Adopted Budget 2023/24	Amended Budget 2023/24 [1]	Proposed Budget 2024/25	% Change From Prior Year
Salaries and Benefits	$ 887,641	$ 976,875	$ 941,015	$ 954,400	1.42%
Maintenance and Operations	505,816	593,070	651,010	854,890	31.32%
Allocated Charges	47,818	59,080	66,330	58,600	-11.65%
Capital Outlay	1,938	-	1,110	-	-100.00%
Grand Total(s)	**$ 1,443,213**	**$ 1,629,025**	**$ 1,659,465**	**$ 1,867,890**	**12.56%**
General Fund (#101)	$ 1,260,535	$ 1,464,275	$ 1,482,380	$ 1,649,030	11.24%
Transaction and Use Tax Fund (#102)	4,511	6,500	6,500	3,000	-53.85%
Fire Protective Services Fund (#223)	3,013	3,000	3,000	3,000	0.00%
Lighting/Median Maintenance 1972 Act Fund (#225)	10,247	9,460	16,260	50,045	207.78%
American Rescue Plan Act Fund (#257)	75,743	-	-	-	0.00%
Stanton Central Park Maintenance Fund (#280)	-	-	-	45,000	100.00%
Housing Authority Fund (#285)	84,354	91,330	91,865	82,815	-9.85%
Sewer Maintenance Fund (#501)	4,810	54,460	59,460	35,000	-41.14%
Grand Total(s)	**$ 1,443,213**	**$ 1,629,025**	**$ 1,659,465**	**$ 1,867,890**	**12.56%**

PERSONNEL					
Regular Full-Time	5.00	5.00	5.00	5.00	0.00%
Limited-Term Full-Time (2)	1.00	1.00	1.00	0.00	-100.00%
Part-Time	1.44	1.44	1.44	0.96	-33.33%
Limited-Term Part-Time (2)	0.00	0.00	0.00	0.48	100.00%
TOTAL PERSONNEL	**7.44**	**7.44**	**7.44**	**6.44**	**-13.44%**

Notes:

[1] - As of March 31, 2024

[2] - The Finance Department had one full-time Senior Accounting Technician position funded with General Fund assigned fund balance through December 31, 2024. In Fiscal Year 2024/25, the limited term position requested is a part-time Administrative Clerk through June 30, 2025.

City of Stanton
FINANCE (#1500)
Division Activity Detail

Account No.	EXPENSE CATEGORY	Actual 2022/23	Adopted Budget 2023/24	Amended Budget 2023/24 [1]	Proposed Budget 2024/25	% Change From Prior Year
	Salaries and Benefits					
501110	Salaries-Regular	$ 544,359	$ 667,740	$ 641,200	$ 577,740	-9.90%
501115	Salaries-Overtime	940	1,000	1,000	1,000	0.00%
501120	Salaries-Part-Time	58,399	67,245	67,245	67,870	0.93%
502100	Retirement	143,122	127,350	124,510	170,385	36.84%
502105	Workers' Compensation	11,092	11,060	11,060	10,700	-3.25%
502110	Health/Life Insurance	59,740	83,895	77,715	114,565	47.42%
502111	Medical In-Lieu Pay	3,879	5,755	5,755	1,550	-73.07%
502115	Unemployment Insurance	1,566	2,020	2,020	1,005	-50.25%
502120	Medicare/FICA	7,444	10,270	9,970	8,975	-9.98%
502125	Leave Disbursals	(8,170)	-	-	-	0.00%
502130	Other Benefits	4,820	540	540	610	12.96%
608130	Temporary Help	60,450	-	-	-	0.00%
	Total Salaries and Benefits	**887,641**	**976,875**	**941,015**	**954,400**	**1.42%**
	Maintenance and Operations					
602110	Office Expense	7,096	6,000	4,890	6,000	22.70%
602115	Postage	2,769	3,500	3,500	3,500	0.00%
602120	Books/Periodicals	194	100	100	350	250.00%
607100	Membership/Dues	1,095	1,100	1,100	1,260	14.55%
607105	Mileage Reimbursement	-	100	100	100	0.00%
607110	Travel/Conference/Meetings	5,449	5,845	5,845	5,900	0.94%
607115	Training	3,818	1,400	1,400	1,750	25.00%
608105	Professional Services	97,371	163,425	217,475	198,330	-8.80%
608107	Financial Services	26,142	20,600	20,600	24,600	19.42%
611116	Payment to Other Agencies	928	1,000	1,000	1,000	0.00%
	Total Maintenance and Operations	**144,862**	**203,070**	**256,010**	**242,790**	**-5.16%**
	Allocated Charges					
612105	Vehicle Replacement Charge	3,105	3,345	3,345	1,545	-53.81%
612115	Liability Insurance Charge	31,862	43,360	50,610	47,430	-6.28%
612140	Information Technology Charge	6,625	6,960	6,960	5,165	-25.79%
614205	Admin Overhead	6,226	5,415	5,415	4,460	-17.64%
	Total Allocated Charges	**47,818**	**59,080**	**66,330**	**58,600**	**-11.65%**
	Capital Outlay					
701100	Equipment-Office	1,579	-	1,110	-	-100.00%
702100	Furniture-Office	359	-	-	-	0.00%
	Total Capital Outlay	**1,938**	**-**	**1,110**	**-**	**-100.00%**
	DIVISION ACTIVITY TOTAL	**$ 1,082,259**	**$ 1,239,025**	**$ 1,264,465**	**$ 1,255,790**	**-0.69%**

Note: $ 2

[1] - As of March 31, 2024

City of Stanton
NON-DEPARTMENTAL (#1600)
Division Activity Detail

Account No.	EXPENSE CATEGORY	Actual 2022/23	Adopted Budget 2023/24	Amended Budget 2023/24 [1]	Proposed Budget 2024/25	% Change From Prior Year
	Maintenance and Operations					
602100	Special Department Expense	$ -	$ -	$ -	$ 217,100	100.00%
610235	Economic Dev Loan Repayment	319,048	350,000	350,000	350,000	0.00%
611105	Revenue Sharing-City of Anaheim	41,906	40,000	45,000	45,000	0.00%
	DIVISION ACTIVITY TOTAL	**$ 360,954**	**$ 390,000**	**$ 395,000**	**$ 612,100**	**54.96%**

Note:
[1] - As of March 31, 2024

PUBLIC SAFETY

LAW ENFORCEMENT

MISSION:

The Orange County Sheriff's Department (OCSD) provides law enforcement services within the jurisdictional boundaries of the City of Stanton. The department is responsible for: prevention of crime, repression of crime, apprehension of criminal offenders, recovery of property, regulation of non-criminal conduct, and education of citizenry to prevent criminal opportunity.

PRIMARY ACTIVITIES:

Law Enforcement staff respond to calls for service, conduct preventive patrols, and provide directed foot and vehicular patrols. They provide traffic enforcement in areas where traffic accidents are occurring more frequently. Staff follow-up on patrol arrests and cases with workable leads and file criminal cases with the District Attorney. They also provide specialized services in the areas of vice, narcotics, gang, homicide, sex crimes and fraud cases.

FIRE PROTECTION

MISSION:

The Orange County Fire Authority (OCFA) provides the City's fire protection program which contributes to the safety and well being of the community through education, prevention, and emergency response.

PRIMARY ACTIVITIES:

Fire Protection staff provide emergency responses to medical aid calls, fires, earthquakes, floods, and other emergencies. Non-emergency activities include plan check and inspections of development projects and high-risk occupancies, hazardous material monitoring, and public education activities.

OTHER PUBLIC SAFETY SERVICES

MISSION:

Public Safety Services contributes to the safety and aesthetic maintenance of public and private properties including parking enforcement, homeless outreach, engagement with the business community and prepares for responding to emergencies and disasters.

PRIMARY ACTIVITIES:

The primary activity of the **Code Enforcement Program** is enforcement of City Codes and Ordinances in response to public requests, field observations and as directed by City officials. The enforcement activity involves field inspections; responding to public inquiries in person, by telephone or writing; documentation of facts; review and research of City files and archives; record keeping and issuance of citations. The Program is responsible for enforcement of the City's Zoning Ordinance, Business License inspections, Home Occupation inspections, condition compliance monitoring, verification of specific conditions imposed on projects by the City and various other codes or sections thereof.

The primary activity of the Parking Control Program is the enforcement of City Codes and Ordinances, the Municipal Code, and the California Vehicle Code as they relate to parking. Enforcement activities involve conducting the review and hearing process for those who contest parking citations, collecting all parking fines, and preparing monthly reports of all activities. Parking Control also administers the permit-parking program and educates the public via handouts, personal contact, and the City web site.

The primary activities of the Emergency Preparedness Program include emergency management training for City employees, plan and execute tabletop and functional training exercises including safety services partners (OCFA & OCSD), distribute emergency preparedness information to the community, as well as the expenditure of resources for goods and services necessary to prepare the City and Emergency Operations Center for emergencies and disasters.

HOMELESS SERVICES

MISSION:

Provide connectivity to the network of resources available to members of the homeless community through creating and fostering relationships with those in need.

PRIMARY ACTIVITIES:

Stanton's approach to the provision of homeless services to connect with individuals who are experiencing homelessness and link them to the most appropriate resources. These resources include but are not limited to shelter, housing, mental health support, access to benefits, and combating substance use. This is done by using the Harm Reduction Philosophy, which focuses on a non-judgmental approach while engaging each participant. The goal is to provide them with resources, referrals, and other supportive services through collaboration with partnering agencies.

PUBLIC SAFETY
DEPARTMENTAL BUDGET SUMMARY
FISCAL YEAR 2024/25

DESCRIPTION	Actual 2022/23	Adopted Budget 2023/24	Amended Budget 2023/24 [1]	Proposed Budget 2024/25	% Change From Prior Year
Salaries and Benefits	$ 1,229,560	$ 1,436,905	$ 1,436,905	$ 1,348,680	-6.14%
Maintenance and Operations	20,055,026	20,663,345	23,768,470	20,565,255	-13.48%
Allocated Charges	95,403	128,090	138,735	161,540	16.44%
Capital Outlay	2,501,231	-	1,001	1,500	49.85%
Grand Total(s)	**$ 23,881,220**	**$ 22,228,340**	**$ 25,345,111**	**$ 22,076,975**	**-12.89%**
General Fund (#101)	$ 6,660,201	$ 15,992,370	$ 14,301,430	$ 15,606,000	9.12%
Transaction and Use Tax Fund (#102)	6,327,300	5,947,500	6,791,226	6,071,000	-10.61%
Gas Tax Fund (#211)	43,631	52,190	52,505	70,745	34.74%
Supplemental Law Enforcement Grant Fund (#242)	99,100	34,000	34,000	34,000	0.00%
Justice Assistance Grant (JAG) Fund (#245)	1,045,268	-	3,963,670	-	-100.00%
American Rescue Plan Act Fund (#257)	7,084,414	-	-	-	0.00%
Public Safety Task Force Fund (#271)	32,907	46,245	46,245	45,225	-2.21%
Housing Authority Fund (#285)	2,588,399	156,035	156,035	250,005	60.22%
Grand Total(s)	**$ 23,881,220**	**$ 22,228,340**	**$ 25,345,111**	**$ 22,076,975**	**-12.89%**
PERSONNEL					
Regular Full-Time (2)	8.50	8.50	8.50	8.50	0.00%
Limited-Term Full-Time (3)	2.00	2.00	2.00	0.00	-100.00%
Part-Time	0.96	0.96	0.96	0.96	0.00%
Limited-Term Part-Time (3)(4)	0.00	0.48	0.48	0.96	100.00%
TOTAL PERSONNEL	**11.46**	**11.94**	**11.94**	**10.42**	**-12.73%**

Notes:

[1] - As of March 31, 2024

[2] -One full-time Departmental Assistant position is shared with the Administration Department.

[3] -Two full-time Outreach Coordinator positions were funded with General Fund assigned fund balance through June 30, 2024. Effective, July 1, 2024, these two full-time positions will be unfunded and instead one part-time Parking Control/Code Enforcement Specialist will be funded through June 30, 2025.

[4] - The City received funding from the North Orange County Public Safety Collaborative to fund one part-time Outreach Coordinator position until the grant funds are spent or June 30, 2026, whichever comes first.

City of Stanton
PUBLIC SAFETY - EMERGENCY PREPAREDNESS (#1520)
Division Activity Detail

Account No.	EXPENSE CATEGORY	Actual 2022/23	Adopted Budget 2023/24	Amended Budget 2023/24 [1]	Proposed Budget 2024/25	% Change From Prior Year
	Maintenance and Operations					
602140	Materials and Supplies	$ -	$ 5,000	$ 5,000	$ 5,000	0.00%
608105	Professional Services	4,175	-	-	-	0.00%
	DIVISION ACTIVITY TOTAL	**$ 4,175**	**$ 5,000**	**$ 5,000**	**$ 5,000**	**0.00%**

Note:
[1] - As of March 31, 2024

City of Stanton
PUBLIC SAFETY - LAW ENFORCEMENT (#2100)
Division Activity Detail

Account No.	EXPENSE CATEGORY	Actual 2022/23	Adopted Budget 2023/24	Amended Budget 2023/24 (1)	Proposed Budget 2024/25	% Change From Prior Year
	Maintenance and Operations					
602100	Special Department Expense	$ 13,896	$ 1,500	$ 3,000	$ 1,500	-50.00%
602110	Office Expense	3,481	4,000	2,500	4,000	60.00%
602145	Gas/Oil/Lube	1,843	3,000	3,000	3,000	0.00%
604100	Communications	41,515	44,000	59,000	61,200	3.73%
608100	Contractual Services	18,156	18,700	18,700	14,100	-24.60%
608160	Sheriff Contract Services	13,080,509	14,577,855	13,685,761	14,136,940	3.30%
	Total Maintenance and Operations	**13,159,400**	**14,649,055**	**13,771,961**	**14,220,740**	**3.26%**
	Allocated Charges					
612105	Vehicle Replacement Charge	5,555	6,020	6,020	12,605	109.39%
	Total Allocated Charges	**5,555**	**6,020**	**6,020**	**12,605**	**109.39%**
	DIVISION ACTIVITY TOTAL	**$ 13,164,955**	**$ 14,655,075**	**$ 13,777,981**	**$ 14,233,345**	**3.31%**

Note:
(1) - As of March 31, 2024

City of Stanton
PUBLIC SAFETY - FIRE PROTECTION (#2200)
Division Activity Detail

Account No.	EXPENSE CATEGORY	Actual 2022/23	Adopted Budget 2023/24	Amended Budget 2023/24 (1)	Proposed Budget 2024/25	% Change From Prior Year
	Maintenance and Operations					
602100	Special Department Expense	$ 45,046	$ 45,950	$ 48,000	$ 47,760	-0.50%
608185	O.C.F.A. Contract	5,263,154	5,503,815	5,503,815	5,748,820	4.45%
	DIVISION ACTIVITY TOTAL	**$ 5,308,200**	**$ 5,549,765**	**$ 5,551,815**	**$ 5,796,580**	**4.41%**

Note:

(1) - As of March 31, 2024

City of Stanton

PUBLIC SAFETY - AMBULANCE SERVICES (#2230)

Division Activity Detail

Account No.	EXPENSE CATEGORY	Actual 2022/23	Adopted Budget 2023/24	Amended Budget 2023/24 [1]	Proposed Budget 2024/25	% Change From Prior Year
	Maintenance and Operations					
608190	Contracted Ambulance Services	$ 2,238	$ 2,500	$ 2,500	$ 2,500	0.00%
	DIVISION ACTIVITY TOTAL	**$ 2,238**	**$ 2,500**	**$ 2,500**	**$ 2,500**	**0.00%**

Note:

[1] - As of March 31, 2024

City of Stanton
PUBLIC SAFETY - HOMELESS SERVICES (#2300)
Division Activity Detail

Account No.	EXPENSE CATEGORY	Actual 2022/23	Adopted Budget 2023/24	Amended Budget 2023/24 [1]	Proposed Budget 2024/25	% Change From Prior Year
	Salaries and Benefits					
501110	Salaries-Regular	$ 230,465	$ 307,350	$ 280,195	$ 152,490	-45.58%
501115	Salaries-Overtime	511	-	-	-	0.00%
501120	Salaries-Part Time	-	37,935	37,935	34,460	-9.16%
502100	Retirement	55,362	55,635	55,635	41,155	-26.03%
502105	Workers' Compensation	4,248	5,260	4,840	3,150	-34.92%
502110	Health/Life Insurance	27,733	45,565	45,165	27,240	-39.69%
502111	Medical In-Lieu Pay	2,579	4,200	4,200	4,700	11.90%
502115	Unemployment Insurance	721	1,120	895	375	-58.10%
502120	Medicare/FICA	3,377	4,905	4,505	2,685	-40.40%
502125	Leave Disbursals	(7,765)	-	-	-	0.00%
502130	Other Benefits	2,031	210	210	215	2.38%
	Total Salaries and Benefits	**319,262**	**462,180**	**433,580**	**266,470**	**-38.54%**
	Maintenance and Operations					
602100	Special Dept Expense	283	500	500	500	0.00%
602130	Clothing	2,937	2,500	2,500	2,500	0.00%
602140	Materials & Supplies	2,020	2,500	2,500	2,500	0.00%
607110	Travel/Conferences/Meetings	-	1,000	1,000	1,500	50.00%
607115	Training	-	2,500	2,500	2,000	-20.00%
608100	Contractual Services	1,036,330	-	3,963,670	-	-100.00%
610135	Relocation Assistance	27,385	40,000	40,000	40,000	0.00%
610230	Navigation Centers	77,878	95,000	108,000	170,000	57.41%
	Total Maintenance and Operations	**1,146,833**	**144,000**	**4,120,670**	**219,000**	**-94.69%**
	Allocated Charges					
612105	Vehicle Replacement Charge	5,555	12,035	12,035	7,025	-41.63%
612115	Liability Insurance Charge	-	-	-	5,695	100.00%
612140	Information Technology Charge	-	-	-	8,820	100.00%
614205	Admin Overhead	21,274	6,450	6,450	10,185	57.91%
	Total Allocated Charges	**26,829**	**18,485**	**18,485**	**31,725**	**71.63%**
	Capital Outlay					
702100	Furniture-Office	1,092	-	-	-	0.00%
790100	Land Acquisition	2,500,000	-	-	-	0.00%
	Total Capital Outlay	**2,501,092**	**-**	**-**	**-**	**0.00%**
	DIVISION ACTIVITY TOTAL	**$ 3,994,016**	**$ 624,665**	**$ 4,572,735**	**$ 517,195**	**-88.69%**

Note:

[1] - As of March 31, 2024 0 $ -

City of Stanton

PUBLIC SAFETY - ANIMAL CONTROL SERVICES (#2400)

Division Activity Detail

Account No.	EXPENSE CATEGORY	Actual 2022/23	Adopted Budget 2023/24	Amended Budget 2023/24 [1]	Proposed Budget 2024/25	% Change From Prior Year
	Maintenance and Operations					
608170	Animal Control Services	$ 200,964	$ 211,015	$ 211,015	$ 221,565	5.00%
	DIVISION ACTIVITY TOTAL	**$ 200,964**	**$ 211,015**	**$ 211,015**	**$ 221,565**	**5.00%**

Note:

[1] - As of March 31, 2024

City of Stanton
PUBLIC SAFETY - ADMINISTRATION (#2500)
Division Activity Detail

Account No.	EXPENSE CATEGORY	Actual 2022/23	Adopted Budget 2023/24	Amended Budget 2023/24 [1]	Proposed Budget 2024/25	% Change From Prior Year
	Salaries and Benefits					
501110	Salaries-Regular	$ 77,453	$ 106,670	$ 106,670	$ 106,675	0.00%
502100	Retirement	20,552	22,200	22,200	32,780	47.66%
502105	Workers' Compensation	1,425	1,550	1,550	1,715	10.65%
502110	Health/Life Insurance	2,114	5,840	5,840	6,950	19.01%
502111	Medical In-Lieu Pay	2,136	2,100	2,100	2,100	0.00%
502115	Unemployment Insurance	56	190	190	105	-44.74%
502120	Medicare/FICA	1,154	1,445	1,445	1,445	0.00%
502125	Leave Disbursals	739	-	-	-	0.00%
502130	Other Benefits	682	15	15	30	100.00%
	Total Salaries and Benefits	**106,311**	**140,010**	**140,010**	**151,800**	**8.42%**
	Maintenance and Operations					
602100	Special Department Expense	141,884	34,000	34,000	34,000	0.00%
602110	Office Expense	2,064	1,200	845	1,500	77.51%
602115	Postage	-	250	100	150	50.00%
602130	Clothing	6,559	4,500	4,500	4,500	0.00%
602140	Materials & Supplies	-	-	1,800	-	-100.00%
607100	Membership/Dues	-	-	-	500	100.00%
607115	Training	50	700	500	500	0.00%
608100	Contractual Services	37,585	4,680	4,680	4,820	2.99%
	Total Maintenance and Operations	**188,142**	**45,330**	**46,425**	**45,970**	**-0.98%**
	Allocated Charges					
612115	Liability Insurance Charge	18,885	61,785	72,115	61,540	-14.66%
	Total Allocated Charges	**18,885**	**61,785**	**72,115**	**61,540**	**-14.66%**
	Capital Outlay					
702100	Furniture-Office	-	-	355	500	0.00%
	Total Capital Outlay	**-**	**-**	**355**	**500**	**0.00%**
	DIVISION ACTIVITY TOTAL	**$ 313,338**	**$ 247,125**	**$ 258,905**	**$ 259,810**	**0.35%**

Note:

[1] - As of March 31, 2024

City of Stanton
PUBLIC SAFETY - PARKING CONTROL (#4300)
Division Activity Detail

Account No.	EXPENSE CATEGORY	Actual 2022/23	Adopted Budget 2023/24	Amended Budget 2023/24 [1]	Proposed Budget 2024/25	% Change From Prior Year
	Salaries and Benefits					
501110	Salaries-Regular	$ 129,497	$ 141,145	$ 141,145	$ 139,320	-1.29%
501115	Salaries-Overtime	50	100	100	100	0.00%
501120	Salaries-Part-Time	40,571	47,910	61,490	42,430	-31.00%
502100	Retirement	39,812	30,545	30,545	44,300	45.03%
502105	Workers' Compensation	3,153	2,855	3,065	3,055	-0.33%
502110	Health/Life Insurance	11,324	16,905	17,030	20,450	20.08%
502111	Medical In-Lieu Pay	3,138	1,800	1,800	1,625	-9.72%
502115	Unemployment Insurance	393	640	755	365	-51.66%
502120	Medicare/FICA	2,489	2,650	2,850	2,565	-10.00%
502125	Leave Disbursals	(4,497)	-	-	-	0.00%
502130	Other Benefits	1,161	245	320	195	-39.06%
	Total Salaries and Benefits	**227,091**	**244,795**	**259,100**	**254,405**	**-1.81%**
	Maintenance and Operations					
602110	Office Expense	4,080	3,500	3,500	3,500	0.00%
602115	Postage	162	500	250	300	20.00%
604100	Communications	368	680	680	-	-100.00%
608105	Professional Services	23,101	31,000	35,500	31,000	-12.68%
	Total Maintenance and Operations	**27,711**	**35,680**	**39,930**	**34,800**	**-12.85%**
	Allocated Charges					
612105	Vehicle Replacement Charge	12,220	18,055	18,055	21,725	20.33%
612115	Liability Insurance Charge	1,390	1,900	2,215	2,575	16.25%
612140	Information Technology Charge	3,875	4,335	4,335	3,990	-7.96%
614205	Admin Overhead	5,539	5,475	5,475	8,620	57.44%
	Total Allocated Charges	**23,024**	**29,765**	**30,080**	**36,910**	**22.71%**
	DIVISION ACTIVITY TOTAL	**$ 277,826**	**$ 310,240**	**$ 329,110**	**$ 326,115**	**-0.91%**

Note:

[1] - As of March 31, 2024

City of Stanton
PUBLIC SAFETY - CODE ENFORCEMENT (#6200)
Division Activity Detail

Account No.	EXPENSE CATEGORY	Actual 2022/23	Adopted Budget 2023/24	Amended Budget 2023/24 [1]	Proposed Budget 2024/25	% Change From Prior Year
	Salaries and Benefits					
501110	Salaries-Regular	$ 391,370	$ 422,690	$ 422,690	$ 428,490	1.37%
501115	Salaries-Overtime	478	100	100	100	0.00%
501120	Salaries-Part-Time	14,367	15,715	29,290	42,430	44.86%
502100	Retirement	110,874	88,765	88,765	130,775	47.33%
502105	Workers' Compensation	7,466	6,540	6,750	7,760	14.96%
502110	Health/Life Insurance	42,404	45,470	45,595	55,130	20.91%
502111	Medical In-Lieu Pay	4,005	3,300	3,300	3,725	12.88%
502115	Unemployment Insurance	679	1,075	1,185	735	-37.97%
502120	Medicare/FICA	5,896	6,125	6,325	6,570	3.87%
502125	Leave Disbursals	(4,094)	-	-	-	0.00%
502130	Other Benefits	3,451	140	215	290	34.88%
	Total Salaries and Benefits	**576,896**	**589,920**	**604,215**	**676,005**	**11.88%**
	Maintenance and Operations					
602110	Office Expense	2,726	2,000	1,354	2,000	47.71%
602115	Postage	880	500	1,500	1,500	0.00%
602160	Code Enforcement Equipment	6,205	6,000	4,200	6,000	42.86%
603105	Equipment Maintenance	-	1,000	1,000	1,000	0.00%
607100	Membership/Dues	600	600	600	600	0.00%
607110	Travel/Conference/Meetings	-	-	-	1,000	100.00%
607115	Training	637	900	1,100	1,000	-9.09%
608100	Contractual Services	3,465	4,000	3,400	-	-100.00%
608105	Professional Services	2,851	6,000	6,000	6,000	0.00%
	Total Maintenance and Operations	**17,364**	**21,000**	**19,154**	**19,100**	**-0.28%**
	Allocated Charges					
612105	Vehicle Replacement Charge	21,110	12,035	12,035	18,760	55.88%
	Total Allocated Charges	**21,110**	**12,035**	**12,035**	**18,760**	**55.88%**
	Capital Outlay					
702100	Furniture-Office	139	-	646	1,000	35.40%
	Total Capital Outlay	**139**	**-**	**646**	**1,000**	**54.80%**
	DIVISION ACTIVITY TOTAL	**$ 615,509**	**$ 622,955**	**$ 636,050**	**$ 714,865**	**12.39%**

Note:

[1] - As of March 31, 2024

PUBLIC WORKS

MISSION:

To manage the City's infrastructure by administering planning, programming, budgeting, construction, and providing maintenance in the most cost-effective method to meet the needs of the community.

PRIMARY ACTIVITIES:

The Public Works Department budget is categorized into six divisions. They are detailed as follows.

The **Engineering Division** is responsible for the design and construction of the City's Capital Improvement Program (CIP). This includes improvements to the streets, traffic signals, City-owned streetlights, storm drains and sewer systems along with public facilities and parks. Effective management of the City CIP starts with project conception, identifying and obtaining financing (grant funding as much as possible), progressing through design, construction and, after construction, future maintenance. The Engineering Division also reviews proposed private development projects and recommends conditions of approval, provides grading and improvement plan check services, performs inspections of grading and improvements on private and public property, issue permits for construction in the City right-of-way, and manages the City's solid waste program.

The **Public Facilities Division** maintains City facilities and includes administrative and clerical services. Many of the maintenance activities include janitorial services, landscape maintenance (at City buildings), heating ventilation and air conditioning (HVAC) maintenance, lighting fixtures, pest control, plumbing, electrical, the maintenance of the electronic message sign in front of City Hall, and maintenance of the security and fire alarms.

The **Parks Maintenance Division** maintains the neighborhood parks, which are Stanton Central Park, Victor Zuniga Park, Premier Park, Stanton Park, Veterans Memorial, Norm Ross Sports Facilities, Hollenbeck Park, Orangewood Park, Date Street Pocket Park, and Harry M. Dotson Park. Activities include maintenance of the irrigation and electrical systems, landscape maintenance of ground cover, trees and shrubs, repair of playground equipment, pest control, repair of lighting and signage, maintenance of restrooms, utility billing (water and electricity), and refuse disposal.

The **Street Maintenance Division**, using both in-house personnel and contractual services, maintains the City's public rights-of-way. Activities include maintenance of asphalt pavement, sidewalks, curbs and gutters,

pavement markings/delineation, landscaped medians and parkways, street trees, street striping and signage, and traffic signals.

The **Fleet Maintenance Division**, using both in-house personnel and contractual services, purchases, services, repairs, and salvages most City vehicular equipment. This division maintains approximately twenty-five vehicles.

The **Sewer and Storm Drain Maintenance Divisions**, using both in-house personnel and contractual services, maintains the City's sewer and storm drain facilities. Activities include maintenance of sewer and storm drain pipelines, curbs, and gutters, catch basins, and other sewage and drainage structures.

PUBLIC WORKS
DEPARTMENTAL BUDGET SUMMARY
FISCAL YEAR 2024/25

DESCRIPTION	Actual 2022/23	Adopted Budget 2023/24	Amended Budget 2023/24 [1]	Proposed Budget 2024/25	% Change From Prior Year
Salaries and Benefits	$ 1,142,958	$ 1,198,425	$ 1,302,545	$ 1,449,475	11.28%
Maintenance and Operations	2,800,591	3,536,905	3,597,534	3,317,105	-7.80%
Allocated Charges	165,191	184,865	193,785	240,305	24.01%
Capital Outlay	314,055	153,000	420,020	143,000	-65.95%
Capital Projects	3,336,472	6,986,000	19,640,938	6,220,000	-68.33%
Debt Service	11,020	144,480	670,953	-	-100.00%
Grand Total(s)	**$ 7,770,287**	**$ 12,203,675**	**$ 25,825,775**	**$ 11,369,885**	**-55.97%**
General Fund (#101)	$ 2,756,224	$ 3,074,735	$ 3,148,160	$ 3,049,645	-3.13%
Gas Tax Fund (#211)	322,121	249,600	320,045	365,575	14.23%
Lighting Maintenance 1919 Act Fund (#224)	192,535	402,480	963,863	250,000	-74.06%
Lighting/Median Maintenance 1972 Act Fund (#225)	402,033	498,620	532,984	479,620	-10.01%
Air Quality Improvement Fund (#226)	4,752	48,000	178,000	28,000	-84.27%
Other Grants (#227)	29,503	-	12,035	-	-100.00%
American Rescue Plan Act Fund (#257)	24,752	-	-	-	0.00%
Stanton Central Park Maintenance Fund (#280)	106,412	114,775	114,775	113,775	-0.87%
Capital Projects Fund (#305)	3,364,190	6,986,000	19,640,938	6,220,000	-68.33%
Sewer Maintenance Fund (#501)	376,954	649,605	650,000	694,660	6.87%
Fleet Maintenance Fund (#605)	190,811	179,860	264,975	168,610	-36.37%
Grand Total(s)	**$ 7,770,287**	**$ 12,203,675**	**$ 25,825,775**	**$ 11,369,885**	**-55.97%**

PERSONNEL					
Full-Time	10.00	10.00	10.00	10.00	0.00%
Part-Time	0.48	0.48	0.48	0.48	0.00%
Limited Term Part-Time (2)	0.00	0.73	0.73	0.00	-100.00%
Limited Term Full-Time (2)	0.00	0.00	0.00	1.00	100.00%
TOTAL PERSONNEL	**10.48**	**11.21**	**11.21**	**11.48**	**2.41%**

Notes:

[1] - As of March 31, 2024

[2] -The Fiscal Year 2023/24 budget includes the funding for a limited term part-time Assistant City Engineer position funded with the General Fund assigned fund balance. In Fiscal Year 2024/25, the position is upgraded to a limited-term full-time position from other funding sources.

City of Stanton
PUBLIC WORKS - ADMINISTRATION (#3000)
Division Activity Detail

Account No.	EXPENSE CATEGORY	Actual 2022/23	Adopted Budget 2023/24	Amended Budget 2023/24 (1)	Proposed Budget 2024/25	% Change From Prior Year
	Salaries and Benefits					
501110	Salaries-Regular	$ 364,074	$ 391,825	$ 391,825	$ 379,435	-3.16%
501120	Salaries-Part-Time	16,334	18,615	18,615	17,795	-4.41%
502100	Retirement	90,101	68,640	68,640	103,765	51.17%
502105	Workers' Compensation	6,945	5,920	5,920	6,435	8.70%
502110	Health Insurance	48,003	54,220	54,220	63,775	17.62%
502111	Medical In-Lieu Pay	875	600	600	400	-33.33%
502115	Unemployment Insurance	892	895	895	490	-45.25%
502120	Medicare/FICA	5,408	5,540	5,540	5,370	-3.07%
502125	Leave Disbursals	3,351	-	-	-	0.00%
502130	Other Benefits	3,211	195	195	245	25.64%
	Total Salaries and Benefits	**539,194**	**546,450**	**546,450**	**577,710**	**5.72%**
	Maintenance and Operations					
602110	Office Expense	983	2,000	2,000	2,000	0.00%
602115	Postage	148	200	200	200	0.00%
602120	Books/Periodicals	-	200	200	200	0.00%
607100	Membership/Dues	1,183	1,750	1,750	1,750	0.00%
607110	Travel/Conference/Meetings	1,297	1,800	1,800	2,000	11.11%
607115	Training	-	1,000	1,000	1,000	0.00%
	Total Maintenance and Operations	**3,611**	**6,950**	**6,950**	**7,150**	**2.88%**
	Allocated Charges					
612105	Vehicle Replacement Charge	5,555	6,020	6,020	-	-100.00%
612115	Liability Insurance Charge	30,818	47,640	55,605	61,240	10.13%
	Total Allocated Charges	**36,373**	**53,660**	**61,625**	**61,240**	**-0.62%**
	DIVISION ACTIVITY TOTAL	**$ 579,178**	**$ 607,060**	**$ 615,025**	**$ 646,100**	**5.05%**

Note:
(1) - As of March 31, 2024

City of Stanton
PUBLIC WORKS - CIP ADMINISTRATION (#3001)
Division Activity Detail

Task Code	EXPENSE CATEGORY	Actual 2022/23	Adopted Budget 2023/24	Amended Budget 2023/24 [1]	Proposed Budget 2024/25	% Change From Prior Year
	Capital Projects [2]					
202x-101	Street Improvements	1,985,490	1,690,000	3,703,050	1,690,000	-54.36%
202x-103	Catch Basin Full Trash Capture Installations	66	-	76,935	-	-100.00%
202x-301	Annual Sewer Rehabilitation Project	-	550,000	550,000	1,420,000	158.18%
202x-xxx	Pavement Management Plan Update	23,730	-	-	35,000	100.00%
2021-201	Park Master Plan	1,117	-	-	-	0.00%
2021-205	Dog Park (design)	56,247	-	-	-	0.00%
2022-102	Citywide Street Sign Replacement	-	-	149,490	-	-100.00%
2022-201	Family Resource Center Improvements (Phase 1)	607,432	-	199,644	-	-100.00%
2022-203	Orangewood Parkette	15,822	-	-	-	0.00%
2022-204	Norm Ross Sports Park	124,398	2,000,000	9,566,660	-	-100.00%
2022-205	Replace Shade Structure at Stanton Central Park	1,642	-	58,360	-	0.00% -100.00%
2022-206	Premier Park Renovation	85,125	840,000	1,604,875	-	-100.00%
2022-301	Sewer Master Plan Update	332,010	-	488,200	-	-100.00%
2022-820	Stanton Park Adult Fitness Equipment	-	90,000	174,090	-	-100.00%
2022-833	Stanton Park Refresh	-	-	410,000	-	-100.00%
2022-834	City Fire Alarm Upgrade Project	26,988	-	173,015	-	-100.00%
2022-839	ADA Transition Plan	76,405	-	33,595	-	-100.00%
2023-201	Family Resource Center Improvements (Phase 2)	-	150,000	257,024	-	-100.00%
2023-603	Stanton Community Center Improvements	-	-	500,000	-	-100.00%
2024-102	Cerritos Avenue Resurfacing	-	930,000	960,000	-	-100.00%
2024-601	Stanton Central Park Lighting Project	-	76,000	76,000	-	-100.00%
2024-801	Storm Drain Master Plan	-	600,000	600,000	-	-100.00%
2024-802	Stanford Avenue Strom Drain Repair	-	60,000	60,000	-	-100.00%
2025-102	Vision Zero Action Plan	-	-	-	200,000	100.00%
2025-103	Fern Street Rehabilitation	-	-	-	145,000	100.00%
2025-104	Citywide Concrete Repair	-	-	-	240,000	100.00%
2025-105	Orangewood Complete Streets	-	-	-	850,000	100.00%
2025-201	Dotson Park Resurfacing	-	-	-	220,000	100.00%
2025-601	Stanton Community/Senior Center Improvements	-	-	-	420,000	100.00%
2025-602	Public Safety Center Upgrades	-	-	-	1,000,000	100.00%
	DIVISION ACTIVITY TOTAL	**$ 3,336,472**	**$ 6,986,000**	**$ 19,640,938**	**$ 6,220,000**	**-68.33%**

Notes:

[1] - As of March 31, 2024

[2] - Amounts reported as "capital projects" include personnel and contracted services costs.

City of Stanton
PUBLIC WORKS - ENGINEERING (#3100)
Division Activity Detail

Account No.	EXPENSE CATEGORY	Actual 2022/23	Adopted Budget 2023/24	Amended Budget 2023/24 [1]	Proposed Budget 2024/25	% Change From Prior Year
	Salaries and Benefits					
501110	Salaries-Regular	$ 154,451	$ 166,625	$ 166,625	$ 277,155	66.33%
501115	Salaries-Overtime	10,832	1,500	500	1,500	200.00%
501120	Salaries-Part Time	-	-	98,630	-	-100.00%
502100	Retirement	39,422	30,670	47,745	79,425	66.35%
502105	Workers' Compensation	2,858	2,575	4,145	4,720	13.87%
502110	Health/Life Insurance	16,196	17,695	18,615	38,615	107.44%
502111	Medical In-Lieu Pay	880	-	-	-	0.00%
502115	Unemployment Insurance	261	360	585	280	-52.14%
502120	Medicare/FICA	2,405	2,390	3,820	3,960	3.66%
502125	Leave Disbursals	2,165	-	-	-	0.00%
502130	Other Benefits	1,367	20	170	75	-55.88%
	Total Salaries and Benefits	**230,837**	**221,835**	**340,835**	**405,730**	**19.04%**
	Maintenance and Operations					
602120	Book/Periodicals	159	-	-	-	0.00%
602130	Clothing	54	-	915	1,000	9.29%
602140	Materials and Supplies	165	2,000	1,085	2,000	84.33%
607100	Membership/Dues	350	-	-	-	0.00%
608105	Professional Services	-	150,000	30,000	-	-100.00%
608110	Engineering Services	210,984	206,320	206,320	132,000	-36.02%
608115	Inspection Services	4,200	15,000	15,000	10,000	-33.33%
608120	Plan Checking Services	17,206	30,000	30,000	18,000	-40.00%
608135	Microfilming	-	3,000	-	-	0.00%
	Total Maintenance and Operations	**233,118**	**406,320**	**283,320**	**163,000**	**-42.47%**
	Allocated Charges					
612105	Vehicle Replacement Charge	11,110	12,035	12,035	14,645	21.69%
612115	Liability Insurance Charge	4,899	5,030	5,870	8,185	39.44%
612140	Information Technology Charge	13,650	11,650	11,650	17,990	54.42%
614205	Admin Overhead	26,454	25,110	25,110	46,635	85.72%
	Total Allocated Charges	**56,113**	**53,825**	**54,665**	**87,455**	**59.98%**
	DIVISION ACTIVITY TOTAL	**$ 520,068**	**$ 681,980**	**$ 678,820**	**$ 656,185**	**-3.33%**

Note:
[1] - As of March 31, 2024

City of Stanton
PUBLIC WORKS - PUBLIC FACILITIES MAINTENANCE (#3200)
Division Activity Detail

Account No.	EXPENSE CATEGORY	Actual 2022/23	Adopted Budget 2023/24	Amended Budget 2023/24 [1]	Proposed Budget 2024/25	% Change From Prior Year
	Salaries and Benefits					
501110	Salaries-Regular	$ 62,261	$ 61,760	$ 56,392	$ 55,250	-2.03%
501115	Salaries-Overtime	2,592	2,000	5,000	2,000	-60.00%
502100	Retirement	15,390	10,665	10,357	14,795	42.85%
502105	Workers' Compensation	1,149	925	930	930	0.00%
502110	Health/Life Insurance	8,425	10,235	9,261	11,740	26.77%
502111	Medical In-Lieu Pay	140	420	420	420	0.00%
502115	Unemployment Insurance	114	235	235	125	-46.81%
502120	Medicare/FICA	942	860	795	785	-1.26%
502125	Leave Disbursals	392	-	-	-	0.00%
502130	Other Benefits	549	15	15	30	100.00%
	Total Salaries and Benefits	**91,954**	**87,115**	**83,405**	**86,075**	**3.20%**
	Maintenance and Operations					
602100	Special Department Expense	2,348	-	-	-	0.00%
602110	Office Expense	211	9,000	9,000	9,000	0.00%
602125	Small Tools	781	-	-	-	0.00%
602130	Clothing	3,904	7,100	7,100	7,900	11.27%
602135	Safety Equipment	339	500	500	500	0.00%
602140	Materials and Supplies	5,709	10,500	10,500	10,500	0.00%
603105	Equipment Maintenance	18,868	-	25,000	12,000	-52.00%
603110	Building Maintenance	108,795	127,240	127,240	140,240	10.22%
604100	Communications	5,954	9,000	9,000	9,000	0.00%
604105	Utilities	179,877	175,000	175,000	195,000	11.43%
607115	Training	91	-	-	-	0.00%
608100	Contractual Services	162,084	170,820	176,380	162,970	-7.60%
611110	O.C. Sanitation District User Fee	13,801	14,700	14,700	14,700	0.00%
	Total Maintenance and Operations	**502,762**	**523,860**	**554,420**	**561,810**	**1.33%**
	Allocated Charges					
612105	Vehicle Replacement Charge	36,105	38,890	38,890	8,800	-77.37%
	Total Allocated Charges	**36,105**	**38,890**	**38,890**	**8,800**	**-77.37%**
	Capital Outlay					
701105	Equipment-General	123,809	-	-	-	0.00%
704100	Facility Improvements	44,546	-	-	-	0.00%
	Total Capital Outlay	**168,355**	**-**	**-**	**-**	**0.00%**
	DIVISION ACTIVITY TOTAL	**$ 799,176**	**$ 649,865**	**$ 676,715**	**$ 656,685**	**-2.96%**

Note:
[1] - As of March 31, 2024

City of Stanton

PUBLIC WORKS - CROSSING GUARD SERVICES (#3300)

Division Activity Detail

Account No.	EXPENSE CATEGORY	Actual 2022/23	Adopted Budget 2023/24	Amended Budget 2023/24 [1]	Proposed Budget 2024/25	% Change From Prior Year
	Maintenance and Operations					
608175	Crossing Guard Services	$ 49,215	$ 46,000	$ 46,000	$ 48,500	0.00%
	DIVISION ACTIVITY TOTAL	**$ 49,215**	**$ 46,000**	**$ 46,000**	**$ 48,500**	**5.43%**

Note:

[1] - As of March 31, 2024

City of Stanton
PUBLIC WORKS - PARKS MAINTENANCE (#3400)
Division Activity Detail

Account No.	EXPENSE CATEGORY	Actual 2022/23	Adopted Budget 2023/24	Amended Budget 2023/24 [1]	Proposed Budget 2024/25	% Change From Prior Year
	Salaries and Benefits					
501110	Salaries-Regular	$ 71,886	$ 72,420	$ 69,330	$ 95,220	37.34%
501115	Salaries-Overtime	1,542	3,000	2,000	3,000	50.00%
502100	Retirement	17,618	12,655	12,460	25,395	103.81%
502105	Workers' Compensation	1,327	1,100	1,100	1,595	45.00%
502110	Health/Life Insurance	11,399	12,975	12,435	21,465	72.62%
502111	Medical In-Lieu Pay	630	210	210	210	0.00%
502115	Unemployment Insurance	185	280	280	215	-23.21%
502120	Medicare/FICA	1,074	1,020	980	1,340	36.73%
502125	Leave Disbursals	666	-	-	-	0.00%
502130	Other Benefits	635	20	20	55	175.00%
	Total Salaries and Benefits	**106,962**	**103,680**	**98,815**	**148,495**	**50.28%**
	Maintenance and Operations					
602100	Special Department Expense	3,806	13,000	13,000	13,000	0.00%
603105	Equipment Maintenance	9,913	17,000	17,000	20,000	17.65%
604105	Utilities	171,771	185,000	185,000	195,000	5.41%
605100	Land Lease	2,661	7,000	7,000	4,500	-35.71%
608100	Contractual Services	177,485	282,605	293,196	285,275	-2.70%
	Total Maintenance and Operations	**365,636**	**504,605**	**515,196**	**517,775**	**0.50%**
	Allocated Charges					
612105	Vehicle Replacement Charge	8,890	9,630	9,630	12,800	32.92%
	Total Allocated Charges	**8,890**	**9,630**	**9,630**	**12,800**	**32.92%**
	Capital Outlay					
750100	Dotson Park Improvements	8,500	-	-	-	0.00%
750103	Central Park Improvements	19,219	-	-	-	0.00%
	Total Capital Outlay	**27,719**	**-**	**-**	**-**	**0.00%**
	DIVISION ACTIVITY TOTAL	**$ 509,207**	**$ 617,915**	**$ 623,641**	**$ 679,070**	**8.89%**

Note:
[1] - As of March 31, 2024

City of Stanton

PUBLIC WORKS - STREET MAINTENANCE (#3500, 3510, 3520, 3530)

Division Activity Detail

Account No.	EXPENSE CATEGORY	Actual 2022/23	Adopted Budget 2023/24	Amended Budget 2023/24 (1)	Proposed Budget 2024/25	% Change From Prior Year
	Salaries and Benefits					
501110	Salaries-Regular	$ 67,358	$ 94,260	$ 90,975	$ 89,405	-1.73%
501115	Salaries-Overtime	3,738	5,000	4,000	5,000	25.00%
502100	Retirement	16,599	16,400	16,195	23,925	47.73%
502105	Workers' Compensation	1,247	1,420	1,420	1,500	5.63%
502110	Health/Life Insurance	9,886	13,515	12,940	15,200	17.47%
502111	Medical In-Lieu Pay	1,961	1,260	1,260	1,260	0.00%
502115	Unemployment Insurance	197	350	350	185	-47.14%
502120	Medicare/FICA	1,059	1,330	1,290	1,270	-1.55%
502125	Leave Disbursals	839	-	-	-	0.00%
502130	Other Benefits	597	25	25	50	100.00%
	Total Salaries and Benefits	**103,481**	**133,560**	**128,455**	**137,795**	**7.27%**
	Maintenance and Operations					
602100	Special Department Expense	2,288	-	-	-	0.00%
602125	Small Tools	582	6,000	6,000	6,000	0.00%
602140	Materials and Supplies	47,783	65,000	65,000	50,000	-23.08%
603105	Equipment Maintenance	1,242	-	-	-	0.00%
603130	Median Maintenance	-	15,000	42,769	15,000	-64.93%
604105	Utilities	193,276	263,000	263,000	244,000	-7.22%
604109	Traffic Signal Maintenance	136,675	128,000	128,000	102,000	-20.31%
604110	Street Lighting	44,726	85,000	119,910	100,000	-16.60%
608100	Contractual Services	479,423	471,370	501,009	489,370	-2.32%
608105	Professional Services	43,145	85,000	91,595	85,000	-7.20%
	Total Maintenance and Operations	**949,140**	**1,118,370**	**1,217,283**	**1,091,370**	**-10.34%**
	Allocated Charges					
612105	Vehicle Replacement Charge	10,830	11,735	11,735	43,205	268.17%
	Total Allocated Charges	**10,830**	**11,735**	**11,735**	**43,205**	**268.17%**
	Capital Outlay					
710106	Traffic Signal Improvements	49,716	-	15,000	-	-100.00%
710125	Citywide Sidewalk Repair	-	35,000	82,020	35,000	-57.33%
710190	Pavement Maintenance	60,000	50,000	50,000	60,000	20.00%
710210	Street Trees	8,265	20,000	20,000	20,000	0.00%
	Total Capital Outlay	**117,981**	**105,000**	**167,020**	**115,000**	**-31.15%**

City of Stanton

PUBLIC WORKS - STREET MAINTENANCE (#3500, 3510, 3520, 3530)

Division Activity Detail

Account No.	EXPENSE CATEGORY	Actual 2022/23	Adopted Budget 2023/24	Amended Budget 2023/24 (1)	Proposed Budget 2024/25	% Change From Prior Year
	Debt Service					
810100	Principal Payment	-	135,480	661,953	-	-100.00%
810105	Interest	11,020	9,000	9,000	-	-100.00%
	Total Debt Service	**11,020**	**144,480**	**670,953**	**-**	**-100.00%**
	DIVISION ACTIVITY TOTAL	**$ 1,192,452**	**$ 1,513,145**	**$ 2,195,446**	**$ 1,387,370**	**-36.81%**

Note:

(1) - As of March 31, 2024

City of Stanton

PUBLIC WORKS - STORM DRAIN MAINTENANCE (#3600)

Division Activity Detail

Account No.	EXPENSE CATEGORY	Actual 2022/23	Adopted Budget 2023/24	Amended Budget 2023/24 [1]	Proposed Budget 2024/25	% Change From Prior Year
	Salaries and Benefits					
501115	Salaries-Overtime	$ 179	$ -	$ -	$ -	0.00%
502120	Medicare/FICA	3	-	-	-	0.00%
	Total Salaries and Benefits	**182**	**-**	**-**	**-**	**0.00%**
	Maintenance and Operations					
603100	Emergency Maintenance Services	23,698	10,000	10,000	10,000	0.00%
608100	Contractual Services	31,246	-	-	-	0.00%
608155	Storm Water Monitor Program	146,310	160,800	194,365	196,500	1.10%
	Total Maintenance and Operations	**201,253**	**170,800**	**204,365**	**206,500**	**1.04%**
	DIVISION ACTIVITY TOTAL	**$ 201,435**	**$ 170,800**	**$ 204,365**	**$ 206,500**	**1.04%**

Note:

[1] - As of March 31, 2024

City of Stanton
PUBLIC WORKS - SEWER MAINTENANCE (#3700)
Division Activity Detail

Account No.	EXPENSE CATEGORY	Actual 2022/23	Adopted Budget 2023/24	Amended Budget 2023/24 (1)	Proposed Budget 2024/25	% Change From Prior Year
	Salaries and Benefits					
501110	Salaries-Regular	$ 5,737	$ -	$ -	$ 2,350	100.00%
501115	Salaries-Overtime	513	650	650	650	0.00%
502100	Retirement	1,417	-	-	625	100.00%
502105	Workers' Compensation	106	-	-	40	100.00%
502110	Health/Life Insurance	728	-	-	640	100.00%
502115	Unemployment Insurance	21	-	-	5	100.00%
502120	Medicare/FICA	91	-	-	35	100.00%
502130	Other Benefits	51	-	-	5	100.00%
	Total Salaries and Benefits	**8,664**	**650**	**650**	**4,350**	**569.23%**
	Maintenance and Operations					
602140	Materials & Supplies	1,317	-	-	-	0.00%
603100	Emergency Maintenance Services	-	12,000	12,000	10,000	-16.67%
603122	Systems Repairs/Maintenance	1,092	5,000	5,000	5,000	0.00%
608100	Contractual Services	-	10,000	10,000	15,000	50.00%
608110	Engineering Services	20,161	32,500	32,500	32,500	0.00%
608155	Waste Discharge Monitoring	21,119	27,500	27,500	2,500	-90.91%
730100	CCTV & Line Cleaning	107,787	335,000	335,000	335,000	0.00%
830100	Depreciation Expense	143,474	150,000	150,000	150,000	0.00%
	Total Maintenance and Operations	**294,950**	**572,000**	**572,000**	**550,000**	**-3.85%**
	Allocated Charges					
612105	Vehicle Replacement Charge	555	600	600	2,000	233.33%
612115	Liability Insurance Charge	215	-	-	175	100.00%
612140	Information Technology Charge	595	-	-	270	100.00%
614205	Admin Overhead	1,655	-	-	705	100.00%
	Total Allocated Charges	**3,020**	**600**	**600**	**3,150**	**425.00%**
	DIVISION ACTIVITY TOTAL	**$ 306,634**	**$ 573,250**	**$ 573,250**	**$ 557,500**	**-2.75%**

Note:
(1) - As of March 31, 2024

City of Stanton
PUBLIC WORKS - FLEET MAINTENANCE (#3800)
Division Activity Detail

Account No.	EXPENSE CATEGORY	Actual 2022/23	Adopted Budget 2023/24	Amended Budget 2023/24 [1]	Proposed Budget 2024/25	% Change From Prior Year
	Salaries and Benefits					
501110	Salaries-Regular	$ 5,898	$ 11,760	$ 11,760	$ 13,760	17.01%
501115	Salaries-Overtime	-	800	800	800	0.00%
502100	Retirement	1,440	2,025	2,025	3,705	82.96%
502105	Workers' Compensation	109	175	175	230	31.43%
502110	Health/Life Insurance	407	1,075	1,075	2,000	86.05%
502111	Medical In-Lieu Pay	1,050	420	420	420	0.00%
502115	Unemployment Insurance	20	45	45	30	-33.33%
502120	Medicare/FICA	101	165	165	200	21.21%
502125	Leave Disbursals	(614)	-	-	-	0.00%
502130	Other Benefits	52	5	5	10	100.00%
	Total Salaries and Benefits	**8,463**	**16,470**	**16,470**	**21,155**	**28.45%**
	Maintenance and Operations					
602125	Small Tools	31	-	-	-	0.00%
602135	Safety Equipment	493	-	-	-	0.00%
602145	Gas/Oil/Lube	33,307	35,000	45,000	38,000	-15.56%
603105	Equipment Maintenance	-	30,000	30,000	5,000	-83.33%
603125	Vehicle Maintenance	51,122	53,000	53,000	58,000	9.43%
830100	Depreciation Expense	93,810	40,000	40,000	40,000	0.00%
	Total Maintenance and Operations	**178,763**	**158,000**	**168,000**	**141,000**	**-16.07%**
	Allocated Charges					
612115	Liability Insurance Charge	668	690	805	1,035	28.57%
612140	Information Technology Charge	1,270	1,290	1,290	1,290	0.00%
614205	Admin Overhead	1,647	3,410	3,410	4,130	21.11%
	Total Allocated Charges	**3,585**	**5,390**	**5,505**	**6,455**	**17.26%**
	Capital Outlay					
701105	Equipment-General	-	8,000	23,000	28,000	21.74%
703100	Vehicles	-	-	60,000	-	-100.00%
703105	Alternate Fuel Vehicles	-	40,000	170,000	-	-100.00%
	Total Capital Outlay	**-**	**48,000**	**253,000**	**28,000**	**-88.93%**
	DIVISION ACTIVITY TOTAL	**$ 190,811**	**$ 227,860**	**$ 442,975**	**$ 196,610**	**-55.62%**

Note:
[1] - As of March 31, 2024

City of Stanton
PUBLIC WORKS - GRAFFITI ABATEMENT (#6300)
Division Activity Detail

Account No.	EXPENSE CATEGORY	Actual 2022/23	Adopted Budget 2023/24	Amended Budget 2023/24 [1]	Proposed Budget 2024/25	% Change From Prior Year
	Salaries and Benefits					
501110	Salaries-Regular	$ 30,376	$ 61,650	$ 60,690	$ 41,790	-31.14%
501115	Salaries-Overtime	8,243	6,000	6,000	9,000	50.00%
502100	Retirement	7,588	10,640	10,580	11,160	5.48%
502105	Workers' Compensation	571	915	915	695	-24.04%
502110	Health/Life Insurance	4,452	6,450	6,282	2,925	-53.44%
502111	Medical In-Lieu Pay	422	1,890	1,890	1,890	0.00%
502115	Unemployment Insurance	111	235	235	80	-65.96%
502120	Medicare/FICA	566	870	858	605	-29.49%
502125	Leave Disbursals	619	-	-	-	0.00%
502130	Other Benefits	273	15	15	20	33.33%
	Total Salaries and Benefits	**53,221**	**88,665**	**87,465**	**68,165**	**-22.07%**
	Maintenance and Operations					
602140	Materials and Supplies	19,092	25,000	25,000	25,000	0.00%
603105	Equipment Maintenance	3,051	5,000	5,000	5,000	0.00%
	Total Maintenance and Operations	**22,143**	**30,000**	**30,000**	**30,000**	**0.00%**
	Allocated Charges					
612105	Vehicle Replacement Charge	10,275	11,135	11,135	17,200	54.47%
	Total Allocated Charges	**10,275**	**11,135**	**11,135**	**17,200**	**54.47%**
	DIVISION ACTIVITY TOTAL	**$ 85,639**	**$ 129,800**	**$ 128,600**	**$ 115,365**	**-10.29%**

Note:

[1] - As of March 31, 2024

CITY OF
STANTON
1956
CALIFORNIA

COMMUNITY & ECONOMIC DEVELOPMENT DEPARTMENT

MISSION:

The mission of the Community and Economic Development Department is to promote quality, compatible and economically sound development while maintaining a high standard of living for Stanton residents. We respect the interests of property owners, residents, and businesses; ensure the design, sustainability, construction, and long-term quality of projects meet community expectations for excellence and monitor and implement the long-term interest of our community.

PRIMARY ACTIVITIES:

The Community and Economic Development Department is responsible for administering the activities of the City's Planning, Building, Economic Development and Housing divisions, and acts as staff to the Housing Authority and Planning Commission and technical support staff to the City Council. The Community and Economic Development team is responsible for the health, safety, and welfare of the public as it relates to uses, buildings, neighborhoods, and all development within the City. Our staff strives to provide the highest level of customer care through efficient and effective operations. We use all resources possible to overcome challenges and create opportunities to enhance the quality of life for all of Stanton.

This multi-disciplinary team is responsible for: monitoring long-range and regional planning issues as they relate to Stanton, issuing building permits, conducting field inspections, collecting development fees, preserving property standards, implementing affordable housing programs, providing business attraction and business retention services, and managing the City's real estate. The team also supports other City Departments seeking land use, construction, housing, and project management expertise.

COMMUNITY & ECONOMIC DEVELOPMENT
DEPARTMENTAL BUDGET SUMMARY
FISCAL YEAR 2024/25

DESCRIPTION	Actual 2022/23	Adopted Budget 2023/24	Amended Budget 2023/24 [1]	Proposed Budget 2024/25	% Change From Prior Year
Salaries and Benefits	$ 880,469	$ 1,075,845	$ 945,305	$ 1,037,900	9.80%
Maintenance and Operations	830,208	1,205,725	6,088,990	1,943,895	-68.08%
Allocated Charges	101,533	96,835	108,435	63,065	-41.84%
Capital Outlay	94,017	150,000	150,000	100,000	-33.33%
Grand Total(s)	**$ 1,906,227**	**$ 2,528,405**	**$ 7,292,730**	**$ 3,144,860**	**-56.88%**
General Fund (#101)	$ 853,493	$ 1,520,320	$ 1,722,335	$ 1,446,850	-15.99%
CASP Fund (#210)	-	5,000	5,000	5,000	0.00%
CDBG Fund (#222)	-	50,000	50,000	-	-100.00%
American Rescue Plan Act Fund (#257)	195,226	-	-	-	0.00%
Housing Authority Fund (#285)	722,906	753,085	4,996,575	693,010	-86.13%
Sewer Maintenance Fund (#501)	134,602	200,000	500,000	1,000,000	100.00%
Expendable Deposits Fund (#801)	-	-	18,820	-	-100.00%
Grand Total(s)	**$ 1,906,227**	**$ 2,528,405**	**$ 7,292,730**	**$ 3,144,860**	**-56.88%**

PERSONNEL

Appointed Officials	5.00	5.00	5.00	5.00	0.00%
Regular Full-Time (2)	8.00	8.00	8.00	7.00	-12.50%
Limited-Term Full-Time (2)	2.00	0.00	0.00	0.00	0.00%
TOTAL PERSONNEL	**15.00**	**13.00**	**13.00**	**12.00**	**-7.69%**

Notes:

[1] - As of March 31, 2024

[2] - Two full-time limited-term positions (Planning Manager and Departmental Assistant) that were funded with ARPA grant funds in Fiscal Year 2022/23 were upgraded to regular full-time positions beginning in Fiscal Year 2023/24. In addition, building inspection services were contracted to CSG Consultants in Fiscal Year 2023/24. The Building Official position was unfunded in Fiscal Year 2023/24. The Building Inspector position is unfunded in Fiscal Year 2024/25.

City of Stanton

COMMUNITY & ECONOMIC DEVELOPMENT - ADMINISTRATION (#4000)

Division Activity Detail

Account No.	EXPENSE CATEGORY	Actual 2022/23	Adopted Budget 2023/24	Amended Budget 2023/24 (1)	Proposed Budget 2024/25	% Change From Prior Year
	Salaries and Benefits					
501110	Salaries-Regular	$ 200,762	$ 242,125	$ 236,115	$ 252,940	7.13%
501115	Salaries-Overtime	55	-	-	-	0.00%
502100	Retirement	49,794	42,145	41,685	69,910	67.71%
502105	Workers' Compensation	3,695	3,460	3,460	4,075	17.77%
502110	Health/Life Insurance	9,183	20,225	19,945	38,380	92.43%
502111	Medical In-Lieu Pay	3,582	4,200	2,315	-	-100.00%
502115	Unemployment Insurance	286	425	425	240	-43.53%
502120	Medicare/FICA	2,936	3,290	3,225	3,380	4.81%
502130	Other Benefits	1,767	30	30	60	100.00%
	Total Salaries and Benefits	**272,060**	**315,900**	**307,200**	**368,985**	**20.11%**
	Maintenance and Operations					
602110	Office Expense	814	2,500	2,500	2,500	0.00%
602120	Books/Periodicals	557	1,200	1,200	1,200	0.00%
607100	Membership/Dues	610	1,600	1,600	1,600	0.00%
607115	Training	10	1,200	1,200	1,200	0.00%
	Total Maintenance and Operations	**1,991**	**6,500**	**6,500**	**6,500**	**0.00%**
	Allocated Charges					
612105	Vehicle Replacement Charge	965	1,045	1,045	385	-63.16%
612115	Liability Insurance Charge	48,358	66,445	77,555	49,800	-35.79%
614205	Admin Overhead	4,866	-	-	-	0.00%
	Total Allocated Charges	**54,189**	**67,490**	**78,600**	**50,185**	**-36.15%**
	Capital Outlay					
702100	Office Furniture	217	-	-	-	0.00%
	Total Capital Outlay	**217**	**-**	**-**	**-**	**0.00%**
	DIVISION ACTIVITY TOTAL	**$ 328,457**	**$ 389,890**	**$ 392,300**	**$ 425,670**	**8.51%**

Note:

(1) - As of March 31, 2024

City of Stanton

COMMUNITY & ECONOMIC DEVELOPMENT - PLANNING (#4100)

Division Activity Detail

Account No.	EXPENSE CATEGORY	Actual 2022/23	Adopted Budget 2023/24	Amended Budget 2023/24 [1]	Proposed Budget 2024/25	% Change From Prior Year
	Salaries and Benefits					
501110	Salaries-Regular	$ 269,240	$358,595	$ 350,230	$ 251,700	-28.13%
501115	Salaries-Overtime	759	1,200	1,200	1,200	0.00%
501125	Salaries-Appointed	8,792	9,000	9,000	9,000	0.00%
502100	Retirement	66,343	65,970	65,970	70,060	6.20%
502105	Workers' Compensation	4,955	5,635	5,635	4,320	-23.34%
502110	Health/Life Insurance	37,635	51,160	51,160	52,710	3.03%
502111	Medical In-Lieu Pay	477	-	-	-	0.00%
502115	Unemployment Insurance	796	1,120	1,120	1,010	-9.82%
502120	Medicare/FICA	3,969	5,280	5,280	3,745	-29.07%
502125	Leave Disbursals	(9,647)	-	-	-	0.00%
502130	Other Benefits	2,370	805	805	845	4.97%
	Total Salaries and Benefits	**385,689**	**498,765**	**490,400**	**394,590**	**-19.54%**
	Maintenance and Operations					
602102	Legal Notices	-	-	-	2,000	100.00%
602110	Office Expense	424	-	-	-	0.00%
602115	Postage	31	500	500	500	0.00%
602140	Materials & Supplies	809	-	-	-	0.00%
607100	Membership/Dues	632	1,200	1,200	1,200	0.00%
607110	Travel/Conference/Meetings	870	8,200	8,200	8,200	0.00%
607115	Training	-	1,050	1,050	1,050	0.00%
608105	Professional Services	22,388	-	234,790	-	-100.00%
608135	Microfilming	-	4,000	-	-	0.00%
	Total Maintenance and Operations	**25,154**	**14,950**	**245,740**	**12,950**	**-94.73%**
	Allocated Charges					
612105	Vehicle Replacement Charge	1,870	2,025	2,025	1,160	-42.72%
614205	Admin Overhead	8,448	-	-	-	0.00%
	Total Allocated Charges	**10,318**	**2,025**	**2,025**	**1,160**	**-42.72%**
	DIVISION ACTIVITY TOTAL	**$ 421,160**	**$515,740**	**$ 738,165**	**$ 408,700**	**-44.63%**

Note:
[1] - As of March 31, 2024

City of Stanton

COMMUNITY & ECONOMIC DEVELOPMENT - BUILDING REGULATION (#4200)

Division Activity Detail

Account No.	EXPENSE CATEGORY	Actual 2022/23	Adopted Budget 2023/24	Amended Budget 2023/24 (1)	Proposed Budget 2024/25	% Change From Prior Year
	Salaries and Benefits					
501110	Salaries-Regular	$ 32,412	$ 138,300	$ 54,520	$ 55,985	2.69%
502100	Retirement	7,821	25,975	18,845	15,870	-15.79%
502105	Workers' Compensation	596	2,160	2,160	980	-54.63%
502110	Health/Life Insurance	2,364	22,625	1,255	1,270	1.20%
502111	Medical In-Lieu Pay	1,641	4,200	4,200	4,200	0.00%
502115	Unemployment Insurance	-	450	450	125	-72.22%
502120	Medicare/FICA	494	2,030	835	875	4.79%
502125	Leave Disbursals	(1,101)	-	-	-	0.00%
502130	Other Benefits	285	30	30	30	0.00%
608130	Temporary Help	110,528	-	-	-	0.00%
	Total Salaries and Benefits	**155,040**	**195,770**	**82,295**	**79,335**	**-3.60%**
	Maintenance and Operations					
602110	Office Expense	144	-	-	-	0.00%
602115	Postage	166	200	200	200	0.00%
602120	Books/Periodicals	-	1,000	1,000	1,000	0.00%
607100	Membership/Dues	-	1,200	1,200	1,200	0.00%
607110	Travel/Conference/Meetings	-	500	500	500	0.00%
607115	Training	-	6,000	6,000	6,000	0.00%
608115	Inspection Services	68,581	280,250	393,725	236,420	-39.95%
608120	Plan Checking Services	60,481	110,000	110,000	110,000	0.00%
608135	Microfilming	-	4,000	-	-	0.00%
611116	Payments to Other Agencies	135,329	202,250	502,250	1,002,250	99.55%
	Total Maintenance and Operations	**264,701**	**605,400**	**1,014,875**	**1,357,570**	**33.77%**
	Allocated Charges					
612105	Vehicle Replacement Charge	11,110	6,020	6,020	385	-93.60%
	Total Allocated Charges	**11,110**	**6,020**	**6,020**	**385**	**-93.60%**
	DIVISION ACTIVITY TOTAL	**$ 430,851**	**$ 807,190**	**$ 1,103,190**	**$ 1,437,290**	**30.28%**

Note:

(1) - As of March 31, 2024

City of Stanton

COMMUNITY & ECONOMIC DEVELOPMENT - ECONOMIC DEVELOPMENT (#4400)

Division Activity Detail

Account No.	EXPENSE CATEGORY	Actual 2022/23	Adopted Budget 2023/24	Amended Budget 2023/24 [1]	Proposed Budget 2024/25	% Change From Prior Year
	Salaries and Benefits					
501110	Salaries-Regular	$ -	$ -	$ -	$ 105,890	100.00%
502100	Retirement	-	-	-	31,375	100.00%
502105	Workers' Compensation	-	-	-	1,820	100.00%
502110	Health/Life Insurance	-	-	-	26,530	100.00%
502115	Unemployment Insurance	-	-	-	125	100.00%
502120	Medicare/FICA	-	-	-	1,535	100.00%
608130	Temporary Help	-	-	-	30	100.00%
	Total Salaries and Benefits	**-**	**-**	**-**	**167,305**	**100.00%**
	Maintenance and Operations					
607100	Membership/Dues	$ 2,029	$ 2,000	$ 2,000	$ 2,000	0.00%
607110	Travel/Conference/Meetings	137	-	-	1,500	100.00%
607115	Training	80	2,500	2,500	1,000	-60.00%
608100	Contractual Services	-	3,000	3,000	3,000	0.00%
608145	Information Technology	-	-	-	-	0.00%
609100	Special Events	606	5,000	5,000	5,000	0.00%
610210	Business Relations Programs		-	-	-	0.00%
	Total Maintenance and Operations	**2,852**	**12,500**	**12,500**	**12,500**	**0.00%**
	Allocated Charges					
612105	Vehicle Replacement Charge	-	-	-	385	100.00%
	Total Allocated Charges	**-**	**-**	**-**	**385.000**	**100.00%**
	DIVISION ACTIVITY TOTAL	**$ 2,852**	**$ 12,500**	**$ 12,500**	**$ 180,190**	**1341.52%**

Note:

[1] - As of March 31, 2024

City of Stanton
COMMUNITY & ECONOMIC DEVELOPMENT - HOUSING (#6400)
Division Activity Detail

Account No.	EXPENSE CATEGORY	Actual 2022/23	Adopted Budget 2023/24	Amended Budget 2023/24 (1)	Proposed Budget 2024/25	% Change From Prior Year
	Salaries and Benefits					
501110	Salaries-Regular	$ 48,250	$ 49,640	$ 49,640	$ 20,250	-59.21%
501115	Salaries-Overtime	40	-	-	-	0.00%
502100	Retirement	12,835	8,760	8,760	5,480	-37.44%
502105	Workers' Compensation	888	745	745	320	-57.05%
502110	Health/Life Insurance	4,982	5,485	5,485	1,350	-75.39%
502111	Medical In-Lieu Pay	23	-	-	-	0.00%
502115	Unemployment Insurance	114	90	90	15	-83.33%
502120	Medicare/FICA	693	685	685	265	-61.31%
502125	Leave Disbursals	(570)	-	-	-	0.00%
502130	Other Benefits	425	5	5	5	0.00%
	Total Salaries and Benefits	**67,680**	**65,410**	**65,410**	**27,685**	**-57.67%**
	Maintenance and Operations					
602115	Postage	51	500	500	500	0.00%
604105	Utilities	51,049	60,000	60,000	50,000	-16.67%
608100	Contractual Services	19,177	23,000	23,000	20,000	-13.04%
608105	Professional Services	171,200	175,050	175,050	175,050	0.00%
610130	Tina Pacific Operating	232,626	243,825	243,825	243,825	0.00%
610131	Bad Debt Expense	41,923	40,000	40,000	40,000	0.00%
610135	Relocation Assistance	-	-	4,243,000	-	-100.00%
611110	O.C. Sanitation District User Fee	19,484	24,000	24,000	25,000	4.17%
	Total Maintenance and Operations	**535,510**	**566,375**	**4,809,375**	**554,375**	**-88.47%**
	Allocated Charges					
612105	Vehicle Replacement Charge	250	270	270	-	-100.00%
612115	Liability Insurance Charge	2,573	2,930	3,420	1,515	-55.70%
612140	Information Technology Charge	7,170	6,680	6,680	2,345	-64.90%
614205	Admin Overhead	15,923	11,420	11,420	7,090	-37.92%
	Total Allocated Charges	**25,916**	**21,300**	**21,790**	**10,950**	**-49.75%**
	Capital Outlay					
740145	Housing Rehab	-	50,000	50,000	-	-100.00%
760100	Demolition/Condemnation	93,800	100,000	100,000	100,000	0.00%
	Total Capital Outlay	**93,800**	**150,000**	**150,000**	**100,000**	**-33.33%**
	DIVISION ACTIVITY TOTAL	**$ 722,906**	**$ 803,085**	**$ 5,046,575**	**$ 693,010**	**-86.27%**

Note:
(1) - As of March 31, 2024

CITY OF
STANTON
1956
CALIFORNIA

COMMUNITY SERVICES DEPARTMENT

MISSION:

To enhance the quality of life by providing diverse opportunities in a healthy community through an integrated system of Parks, Recreation, Cultural and Human Service programs for people of all ages and abilities.

PRIMARY ACTIVITIES:

The Community Services Department organizes and provides a variety of recreational opportunities for all residents of Stanton. Personnel assigned to this department plan, develop, initiate, and administer safe and comprehensive programs, events and services at the City's community centers and parks. The adult, teen, youth, and senior programs offered through this department include sports, arts, crafts, dance, outdoor recreation, special interest classes, excursions, clubs, and life-enrichment activities.

In addition, department staff manage public information dissemination for the City including the City's website and social media accounts; managing communication programs that promote the City and its services; planning, organizing, and preparing marketing publications related to City operations; coordinating and administering communication with media representatives for City events and services; and facilitating the Public Information Office (PIO) Committee.

The Department also oversees the use of community facilities and disseminates an array of resources and family support services through the 11.3-acre, multi-service Stanton Central Park, the Family Resource Center, seven neighborhood parks, and one sports facility.

The Families and Communities Together (FaCT) grant supports the department's efforts to provide a multi-disciplinary case management team, parenting education classes, counseling services, family support services, domestic violence prevention and treatment, emergency assistance, homework assistance, adoption and foster services, early childhood education, commodity and food distribution and after-school/summer programs at the Family Resource Center.

Department staff plan and supervise a variety of City events, sporting competitions, private celebrations, and open space play for the general public. Special events include the Resource Fairs, Paint the Town with Love, State of the City, Halloween Festival, Movies under the Stars, National Night Out, Easter Egg Hunt, Veterans Day Ceremony and Christmas Tree Lighting. In addition, the City co-sponsors a variety of events and activities with various community-based groups.

Facility rentals provide memorable experiences for the public in addition to meeting space for community groups. Staff markets, processes, and supervises the use of sports fields, league use, picnic shelters, and indoor multi-purpose rooms for public and private functions.

COMMUNITY SERVICES
DEPARTMENTAL BUDGET SUMMARY
FISCAL YEAR 2024/25

DESCRIPTION	Actual 2022/23	Adopted Budget 2023/24	Amended Budget 2023/24 [1]	Proposed Budget 2024/25	% Change From Prior Year
Salaries and Benefits	$ 1,301,702	$ 1,412,055	$ 1,412,055	$ 1,501,585	6.34%
Maintenance and Operations	470,457	433,715	687,345	400,435	-41.74%
Allocated Charges	88,865	62,695	70,080	99,255	41.63%
Capital Outlay	165,413	-	114,341	-	-100.00%
Grand Total(s)	**$ 2,026,437**	**$ 1,908,465**	**$ 2,283,821**	**$ 2,001,275**	**-12.37%**
General Fund (#101)	$ 1,293,343	$ 1,454,775	$ 1,708,730	$ 1,523,510	-10.84%
FACT Grant Fund (#250)	407,460	404,105	432,260	461,565	6.78%
Senior Transportation Fund (#251)	40,056	49,585	28,490	16,200	-43.14%
ARPA Fund (#257)	120,381	-	-	-	0.00%
Capital Projects Fund (#305)	165,197	-	114,341	-	-100.00%
Grand Total(s)	**$ 2,026,437**	**$ 1,908,465**	**$ 2,283,821**	**$ 2,001,275**	**-12.37%**
PERSONNEL					
Full-Time	8.00	8.00	8.00	8.00	0.00%
Regular Part-Time	6.66	6.66	6.66	6.66	0.00%
Limited Term Part-Time (2)	1.92	1.92	1.92	1.92	0.00%
TOTAL PERSONNEL	**16.58**	**16.58**	**16.58**	**16.58**	**0.00%**

Notes:

[1] - As of March 31, 2024

[2] - Four Limited Term Recreation Leaders are funded with General Fund assigned fund balance through June 30, 2025.

City of Stanton

COMMUNITY SERVICES - PUBLIC INFORMATION OFFICE (#5000)

Division Activity Detail

Account No.	EXPENSE CATEGORY	Actual 2022/23	Adopted Budget 2023/24	Amended Budget 2023/24 (1)	Proposed Budget 2024/25	% Change From Prior Year
	Salaries and Benefits					
501110	Salaries-Regular	$ 79,161	$ 87,480	$ 87,480	$ 91,855	5.00%
502100	Retirement	19,497	15,800	15,800	25,130	59.05%
502105	Workers' Compensation	1,457	1,340	1,340	1,560	16.42%
502110	Health/Life Insurance	3,251	3,455	3,455	4,040	16.93%
502111	Medical In-Lieu Pay	4,200	4,200	4,200	4,200	0.00%
502115	Unemployment Insurance	289	280	280	160	-42.86%
502120	Medicare/FICA	1,209	1,315	1,315	1,375	4.56%
502125	Leave Disbursals	665	-	-	-	0.00%
502130	Other Benefits	697	20	20	40	100.00%
	Total Salaries and Benefits	**110,426**	**113,890**	**113,890**	**128,360**	**12.71%**
	Maintenance and Operations					
602113	Social Media	3,188	2,500	2,500	2,475	-1.00%
607100	Membership/Dues	-	250	250	275	10.00%
608105	Professional Services	19,800	-	80,200	-	-100.00%
	Total Maintenance and Operations	**22,988**	**2,750**	**82,950**	**2,750**	**-96.68%**
	DIVISION ACTIVITY TOTAL	**133,414**	**$ 116,640**	**$ 196,840**	**$ 131,110**	**-33.39%**

Note:

(1) - As of March 31, 2024

City of Stanton
COMMUNITY SERVICES - CIP ADMINISTRATION (#5001)
Division Activity Detail

Task Code	EXPENSE CATEGORY	Actual 2022/23	Adopted Budget 2023/24	Amended Budget 2023/24 [1]	Proposed Budget 2024/25	% Change From Prior Year
	Capital Outlay					
2021-201	Park Master Plan	$ 165,197	$ -	$ 8,306	$ -	-100.00%
2023-201	Family Resource Center Improvements (Phase 2)	- -	-	106,035	-	-100.00%
	DIVISION ACTIVITY TOTAL	**$ 165,197**	**$ -**	**114,341**	**$ -**	**-100.00%**

Note:
[1] - As of March 31, 2024

City of Stanton
COMMUNITY SERVICES - ADMINISTRATION (#5100)
Division Activity Detail

Account No.	EXPENSE CATEGORY	Actual 2022/23	Adopted Budget 2023/24	Amended Budget 2023/24 [1]	Proposed Budget 2024/25	% Change From Prior Year
	Salaries and Benefits					
501110	Salaries-Regular	$ 316,044	$ 352,685	$ 352,685	$ 363,880	3.17%
501120	Salaries-Part-Time	2,478	23,185	23,185	10,995	-52.58%
502100	Retirement	85,167	68,035	68,035	105,310	54.79%
502105	Workers' Compensation	5,892	5,405	5,405	6,010	11.19%
502110	Health/Life Insurance	29,402	31,020	31,020	37,585	21.16%
502111	Medical In-Lieu Pay	5,813	6,600	6,600	6,000	-9.09%
502115	Unemployment Insurance	414	840	840	475	-43.45%
502120	Medicare/FICA	4,531	5,135	5,135	5,160	0.49%
502125	Leave Disbursals	3,411	-	-	-	0.00%
502130	Other Benefits	2,783	190	190	240	26.32%
	Total Salaries and Benefits	**455,935**	**493,095**	**493,095**	**535,655**	**8.63%**
	Maintenance and Operations					
602100	Special Department Expense	15,972	15,600	19,600	12,100	-38.27%
602110	Office Expense	2,925	3,185	3,185	3,185	0.00%
602115	Postage	489	600	600	600	0.00%
603110	Building Maintenance	11,000	11,450	11,450	9,900	-13.54%
607100	Membership Dues	605	550	550	550	0.00%
607115	Training	6,925	6,135	6,135	6,135	0.00%
609100	Special Events	43,343	71,600	82,850	34,600	-58.24%
	Total Maintenance and Operations	**81,259**	**109,120**	**124,370**	**67,070**	**-46.07%**
	Allocated Charges					
612105	Vehicle Replacement Charge	12,945	14,025	14,025	14,980	6.81%
612115	Liability Insurance Charge	67,432	44,160	51,545	82,670	60.38%
614205	Admin Overhead	248	-	-	-	0.00%
	Total Allocated Charges	**80,625**	**58,185**	**65,570**	**97,650**	**48.92%**
	DIVISION ACTIVITY TOTAL	**$ 617,819**	**$ 660,400**	**$ 683,035**	**$ 700,375**	**2.54%**

Note:
[1] - As of March 31, 2024

City of Stanton

COMMUNITY SERVICES - COMMUNITY CENTER OPERATIONS (#5200)

Division Activity Detail

Account No.	EXPENSE CATEGORY	Actual 2022/23	Adopted Budget 2023/24	Amended Budget 2023/24 (1)	Proposed Budget 2024/25	% Change From Prior Year
	Salaries and Benefits					
501110	Salaries-Regular	$ 140,420	$ 156,115	$ 186,425	$ 191,020	2.46%
501115	Salaries-Overtime	699	-	-	-	0.00%
501120	Salaries-Part-Time	100,043	99,000	99,000	94,015	-5.04%
502100	Retirement	41,034	38,455	44,060	66,500	50.93%
502105	Workers' Compensation	4,426	3,895	4,390	4,795	9.23%
502110	Health/Life Insurance	23,996	27,810	33,025	39,860	20.70%
502111	Medical In-Lieu Pay	2,448	1,800	1,800	1,800	0.00%
502115	Unemployment Insurance	774	1,235	1,350	760	-43.70%
502120	Medicare/FICA	3,513	3,630	4,070	4,060	-0.25%
502125	Leave Disbursals	1,069	-	-	-	0.00%
502130	Other Benefits	1,286	355	365	430	17.81%
	Total Salaries and Benefits	**319,708**	**332,295**	**374,485**	**403,240**	**7.68%**
	Maintenance and Operations					
602100	Special Department Expense	15,909	6,710	6,710	7,210	7.45%
602110	Office Expense	1,135	1,000	1,000	1,000	0.00%
603110	Building Maintenance	2,254	3,400	3,400	2,900	-14.71%
608100	Contractual Services	159,221	174,505	174,505	174,505	0.00%
608105	Professional Services	53,145	-	158,180	-	-100.00%
610155	Emergency Assistance	25,556	20,800	20,800	20,800	0.00%
	Total Maintenance and Operations	**257,220**	**206,415**	**364,595**	**206,415**	**-43.39%**
	Allocated Charges					
612105	Vehicle Replacement Charge	395	-	-	-	0.00%
614205	Admin Overhead	665	-	-	-	0.00%
	Total Allocated Charges	**1,060**	**-**	**-**	**-**	**0.00%**
	DIVISION ACTIVITY TOTAL	**$ 577,988**	**$ 538,710**	**$ 739,080**	**$ 609,655**	**-17.51%**

Note:

(1) - As of March 31, 2024

City of Stanton
COMMUNITY SERVICES - PARK OPERATIONS (#5300)
Division Activity Detail

Account No.	EXPENSE CATEGORY	Actual 2022/23	Adopted Budget 2023/24	Amended Budget 2023/24 [1]	Proposed Budget 2024/25	% Change From Prior Year
	Salaries and Benefits					
501110	Salaries-Regular	$ 77,599	$ 81,625	$ 81,625	$ 71,290	-12.66%
501115	Salaries-Overtime	1,871	-	-	-	0.00%
501120	Salaries-Part-Time	165,319	225,650	225,650	209,265	-7.26%
502100	Retirement	18,982	14,300	14,300	20,795	45.42%
502105	Workers' Compensation	4,470	4,685	4,685	4,760	1.60%
502110	Health/Life Insurance	10,296	13,010	13,010	28,190	116.68%
502111	Medical In-Lieu Pay	3,285	5,300	5,300	3,950	-25.47%
502115	Unemployment Insurance	1,664	2,685	2,685	1,385	-48.42%
502120	Medicare/FICA	3,596	4,445	4,445	4,105	-7.65%
502125	Leave Disbursals	2,548	-	-	-	0.00%
502130	Other Benefits	766	1,665	1,665	1,670	0.30%
	Total Salaries and Benefits	**290,396**	**353,365**	**353,365**	**345,410**	**-2.25%**
	Maintenance and Operations					
602100	Special Department Expense	6,941	4,000	4,000	4,000	0.00%
602110	Office Expense	851	3,000	3,000	3,000	0.00%
	Total Maintenance and Operations	**7,792**	**7,000**	**7,000**	**7,000**	**0.00%**
	Allocated Charges					
614205	Admin Overhead	2,736	-	-	-	0.00%
	Total Allocated Charges	**2,736**	**-**	**-**	**-**	**0.00%**
	Capital Outlay					
701100	Office Furniture	216	-	-	-	
	Total Capital Outlay	**216**	**-**	**-**	**-**	**0.00%**
	DIVISION ACTIVITY TOTAL	**$ 301,140**	**$ 360,365**	**$ 360,365**	**$ 352,410**	**-2.21%**

Note:

[1] - As of March 31, 2024

City of Stanton

COMMUNITY SERVICES - SENIOR CITIZEN PROGRAMS (#5400)

Division Activity Detail

Account No.	EXPENSE CATEGORY	Actual 2022/23	Adopted Budget 2023/24	Amended Budget 2023/24 [1]	Proposed Budget 2024/25	% Change From Prior Year
	Salaries and Benefits					
501110	Salaries-Regular	$ 39,439	$ 39,300	$ 3,805	$ -	-100.00%
501120	Salaries-Part-Time	62,501	61,965	61,965	83,080	34.08%
502100	Retirement	9,633	7,150	2,705	-	-100.00%
502105	Workers' Compensation	1,874	1,515	1,465	1,345	-8.19%
502110	Health/Life Insurance	5,838	5,995	3,995	720	-81.98%
502111	Medical In-Lieu Pay	1,452	1,200	1,200	1,800	50.00%
502115	Unemployment Insurance	487	560	560	380	-32.14%
502120	Medicare/FICA	1,499	1,415	1,215	1,145	-5.76%
502125	Leave Disbursals	2,136	-	-	-	0.00%
502130	Other Benefits	378	310	310	450	45.16%
	Total Salaries and Benefits	**125,237**	**119,410**	**77,220**	**88,920**	**15.15%**
	Maintenance and Operations					
602145	Gas/Oil/Lube	981	2,000	2,000	1,800	-10.00%
609200	Senior Citizen Program	1,308	1,200	1,200	1,200	0.00%
	Total Maintenance and Operations	**2,289**	**3,200**	**3,200**	**3,000**	**-6.25%**
	Allocated Charges					
614205	Admin Overhead	4,444	4,510	4,510	1,605	-64.41%
	Total Allocated Charges	**4,444**	**4,510**	**4,510**	**1,605**	**-64.41%**
	DIVISION ACTIVITY TOTAL	**$ 131,970**	**$ 127,120**	**$ 84,930**	**$ 93,525**	**10.12%**

Note:

[1] - As of March 31, 2024

City of Stanton
COMMUNITY SERVICES - RECREATION PROGRAMS (#5500)
Division Activity Detail

Account No.	EXPENSE CATEGORY	Actual 2022/23	Adopted Budget 2023/24	Amended Budget 2023/24 (1)	Proposed Budget 2024/25	% Change From Prior Year
	Maintenance and Operations					
602115	Postage	$ 10,334	$ 10,030	$ 10,030	$ 12,000	19.64%
602110	Office Expense	5,541	1,200	1,200	1,200	0.00%
602150	Recreation Brochure Mailing	29,578	30,600	30,600	32,000	4.58%
608150	Contractual Recreation Program	53,456	63,400	63,400	69,000	8.83%
	DIVISION ACTIVITY TOTAL	**$ 98,909**	**$ 105,230**	**$ 105,230**	**$ 114,200**	**8.52%**

Note:
(1) - As of March 31, 2024

Capital Improvement Program

CITY OF
STANTON
1956
CALIFORNIA

FY 2024/25
CAPITAL IMPROVEMENT PROGRAM EXPENDITURES BY PROJECT TYPE
TOTAL - $6,220,000

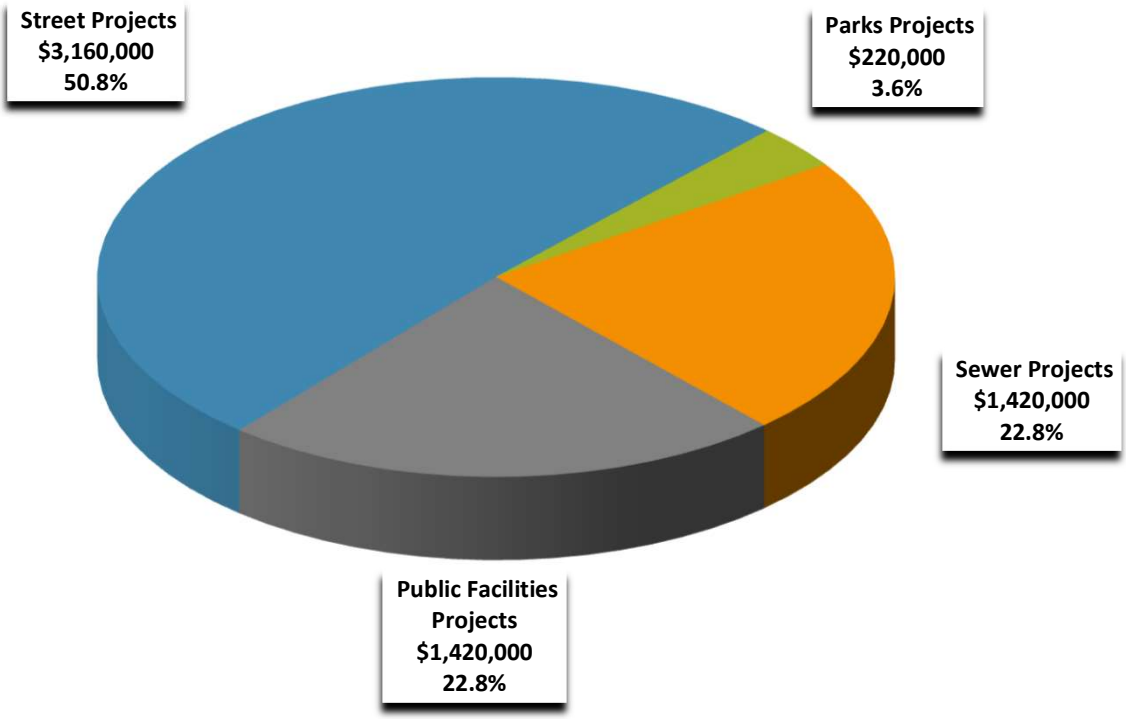

City of Stanton
CAPITAL IMPROVEMENT PROGRAM SUMMARY
FISCAL YEAR 2024/25

PROJECT NAME	Proposed 2024/25
Parks Projects:	
2025-201 Dotson Park Resurfacing	$ 220,000
Total Parks Projects	**220,000**
Street Projects:	
2025-101 Annual Citywide Street Rehabilitation Project	1,690,000
2025-102 Vision Zero Action Plan	200,000
2025-103 Fern Street Rehabilitation	145,000
2025-104 Citywide Concrete Repair	240,000
2025-105 Orangewood Complete Streets	850,000
2025-106 Pavement Management Plan	35,000
Total Street Projects	**3,160,000**
Public Facilities Projects:	
2025-601 Stanton Community/Senior Center Improvements	420,000
2025-602 Public Safety Center Upgrades	1,000,000
Total Storm Drain Projects	**1,420,000**
Sewer Project:	
2025-301 Annual Sewer Rehabilitation Project	1,420,000
GRAND TOTAL	**$ 6,220,000**

FY 2024/25
CAPITAL IMPROVEMENT PROGRAM EXPENDITURES BY FUNDING SOURCE
TOTAL - $6,220,000

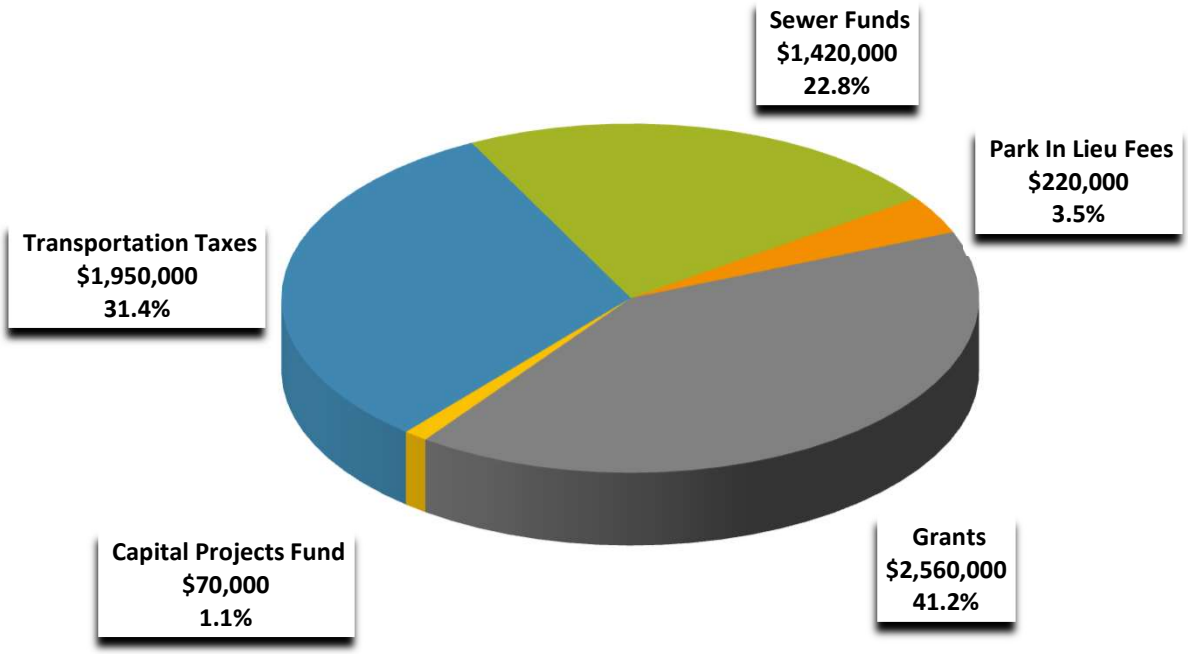

CITY OF STANTON
CAPITAL IMPROVEMENT PROGRAM BY FUNDING SOURCE
FISCAL YEAR 2024/25

DESCRIPTION	Gas Tax Fund (#211)	RMRA Fund (#215)	Measure M Fund (#220)	CDBG Fund (#222)	Other Grants Fund (#227)	Capital Projects Fund (#305)	Park In-Lieu Fees Fund (#310)	Sewer Maintenance Fund (#501)	TOTAL
ESTIMATED EXPENDITURES									
20xx-101 Annual Citywide Street Rehabilitation Project	$ -	$ 1,045,270	$ 644,730	$ -	$ -	$ -	$ -	$ -	$ 1,690,000
20xx-301 Annual Sewer Rehabilitation Project	-	-	-	-	-	-	-	1,420,000	1,420,000
2025-102 Vision Zero Action Plan	40,000	-	-	-	160,000	-	-	-	200,000
2025-103 Fern Street Rehabilitation	-	-	145,000	-	-	-	-	-	145,000
2025-104 Citywide Concrete Repair	40,000	-	-	-	200,000	-	-	-	240,000
2025-105 Orangewood Complete Streets	-	-	-	-	850,000	-	-	-	850,000
2025-106 Pavement Management Plan	35,000	-	-	-	-	-	-	-	35,000
2025-201 Dotson Park Resurfacing	-	-	-	-	-	-	220,000	-	220,000
2025-601 Stanton Community Senior Center Improvements	-	-	-	350,000	-	70,000	-	-	420,000
2025-602 Public Safety Center Upgrades	-	-	-	-	1,000,000	-	-	-	1,000,000
TOTAL ESTIMATED EXPENDITURES	**$ 115,000**	**$ 1,045,270**	**$ 789,730**	**$ 350,000**	**$ 2,210,000**	**$ 70,000**	**$ 220,000**	**$ 1,420,000**	**$ 6,220,000**

Note:
(1) - Funded from General Fund's Assigned Fund Balance.

20xx-101 Annual Citywide Street Resurfacing Project

PROJECT LOCATION:

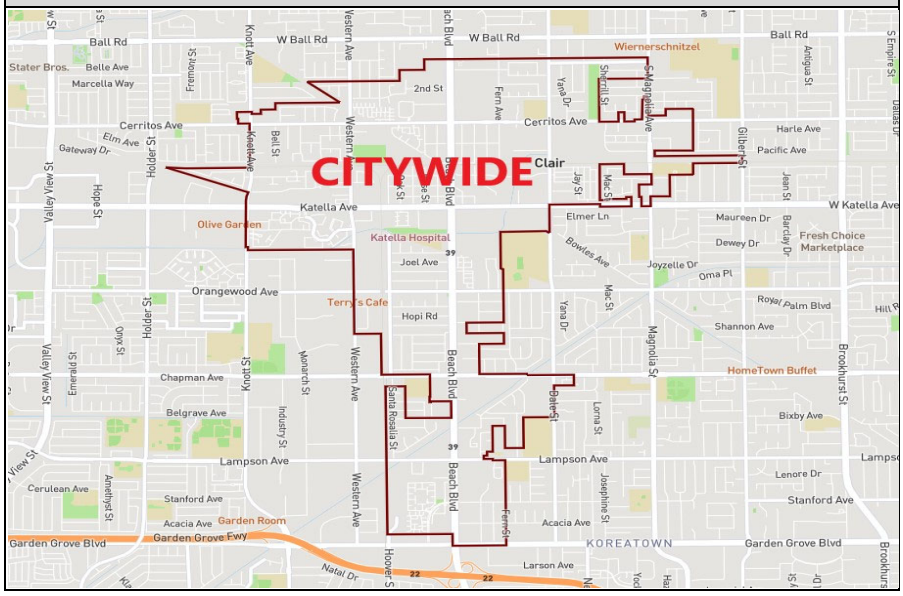

PROJECT DESCRIPTION:

Removals and replacements of deficient asphalt pavement followed by a 1.5"-2" grind and asphalt rubber hot mix or fiber reinforced asphalt overlay.

The locations for the FY 2024-2025 project will be focused on Western Avenue.

Future street rehabilitation projects are determined by the City's Pavement Management Program.

CIP FACTS:

Council District: 1, 2, 3, 4
New or Continuing: Continuing
Current Project Status: Proposed
Managing Department: Public Works
Project Type: Streets
Annual Operating Impact: $0
Project Manager: Cesar Rangel

FUTURE FINANCIAL REQUIREMENTS

	FY 23-24 (Current)	FY 24-25	FY 25-26	FY 26-27	FY 27-28	FY 28-29	FY 29-30	FY 30-31
Design	$ 150,000	$ 90,000	$ 90,000	$ 90,000	$ 90,000	$ 90,000	$ 90,000	$ 90,000
Construction (includes contingency)	3,453,050	1,500,000	1,500,000	1,500,000	1,500,000	1,500,000	1,500,000	1,500,000
Construction Management	100,000	100,000	100,000	100,000	100,000	100,000	100,000	100,000
TOTAL FUNDING	**$ 3,703,050**	**$ 1,690,000**	**$ 1,690,000**	**$ 1,690,000**	**$ 1,690,000**	**$ 1,690,000**	**$ 1,690,000**	**$ 1,690,000**
FUNDING SOURCE								
Gas Tax Fund (211)	$ 961,525							
RMRA Fund (215)	1,940,160	$ 1,045,270	$ 846,160	$ 1,200,000	$ 1,000,000	$ 1,150,000	$ 790,000	$ 690,000
Measure M Fund (220)	801,365	644,730	843,840	490,000	690,000	540,000	900,000	1,000,000
TOTAL FUNDING	**$ 3,703,050**	**$ 1,690,000**	**$ 1,690,000**	**$ 1,690,000**	**$ 1,690,000**	**$ 1,690,000**	**$ 1,690,000**	**$ 1,690,000**

2025-102 Vision Zero Action Plan

PROJECT LOCATION:



PROJECT DESCRIPTION:

The City of Stanton was awarded a grant for $160,000 from the State of California's Safe Routes to School program to develop a comprehensive Vision Zero safety action plan to improve traffic safety on City streets.

The Vision Zero Safety Action Plan will evaluate Citywide traffic safety. The study will analyze traffic collisions, identify contributing factors and patterns, recommend improvements, develop cost estimates, and prioritize recommended improvements.

This study is a requirement to qualify for future grant opportunities.

CIP FACTS:

Council District: 1, 2, 3, 4
New or Continuing: New
Current Project Status: New
Managing Department: Public Works
Project Type: Streets
Annual Operating Impact: $0
Project Manager: Cesar Rangel

FUTURE FINANCIAL REQUIREMENTS

	FY 23-24 (Current)	FY 24-25	FY 25-26	FY 26-27	FY 27-28	FY 28-29	FY 29-30	FY 30-31
Design		$ 200,000						
Construction (includes contingency)								
Construction Management								
TOTAL FUNDING	**$ -**	**$ 200,000**	**$ -**	**$ -**	**$ -**	**$ -**	**$ -**	**$ -**
FUNDING SOURCE								
Other Grants (227)		$ 160,000						
Gas Tax Fund (211)		40,000						
TOTAL FUNDING	**$ -**	**$ 200,000**	**$ -**	**$ -**	**$ -**	**$ -**	**$ -**	**$ -**

2025-103 Fern Street Rehabilitation

PROJECT LOCATION:

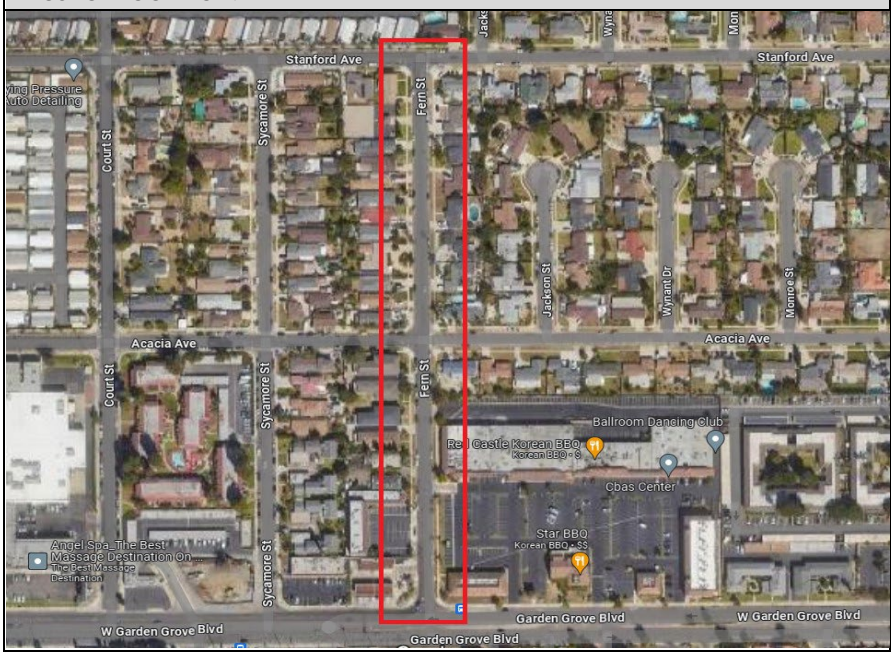

PROJECT DESCRIPTION:

The Fern Street Rehabilitation Project aims to resurface Fern Street.

The City of Garden Grove is the lead agency for this project, and the City of Stanton will share costs for work done within the City of Stanton City Limits.

Limits:
Fern Street (Stanford Avenue to Garden Grove Boulevard)

CIP FACTS:

Council District: 4
New or Continuing: New
Current Project Status: New
Managing Department: Public Works
Project Type: Streets
Annual Operating Impact: $0
Project Manager: Cesar Rangel

FUTURE FINANCIAL REQUIREMENTS

	FY 23-24 (Current)	FY 24-25	FY 25-26	FY 26-27	FY 27-28	FY 28-29	FY 29-30	FY 30-31
Design		$ 25,000						
Construction (includes contingency)		105,000						
Construction Management		15,000						
TOTAL FUNDING	**$ -**	**$ 145,000**	**$ -**	**$ -**	**$ -**	**$ -**	**$ -**	**$ -**
FUNDING SOURCE								
Measure M Fund (220)		$ 145,000						
TOTAL FUNDING	**$ -**	**$ 145,000**	**$ -**	**$ -**	**$ -**	**$ -**	**$ -**	**$ -**

2025-104 Citywide Concrete Repair

PROJECT LOCATION:

PROJECT DESCRIPTION:

The Citywide Concrete Repair Project proposes to repair deteriorated concrete infrastructure such as sidewalk, curb & gutters, and driveway approaches at various locations Citywide.

The project will be funded by the Coronavirus Response and Relief Supplemental Appropriations Act (CRRSAA) via State funds.

CIP FACTS:

Council District: 1, 2, 3, 4
New or Continuing: New
Current Project Status: New
Managing Department: Public Works
Project Type: Streets
Annual Operating Impact: $0
Project Manager: Cesar Rangel

FUTURE FINANCIAL REQUIREMENTS

	FY 23-24 (Current)	FY 24-25	FY 25-26	FY 26-27	FY 27-28	FY 28-29	FY 29-30	FY 30-31
Construction (includes contingency)		$ 220,000						
Construction Management		20,000						
TOTAL FUNDING	**$ -**	**$ 240,000**	**$ -**	**$ -**	**$ -**	**$ -**	**$ -**	**$ -**
FUNDING SOURCE								
Other Grants Fund (227)		$ 200,000						
Gas Tax Fund (211)		40,000						
TOTAL FUNDING	**$ -**	**$ 240,000**	**$ -**	**$ -**	**$ -**	**$ -**	**$ -**	**$ -**

2025-105 Orangewood Complete Streets

PROJECT LOCATION:

PROJECT DESCRIPTION:

The improvement of Orangewood Avenue to at least a Class II bicycle path is part of the City of Stanton's Adopted General Plan. The scope of work for the Project consists of installing a Class IV separated bikeway, Class III bike boulevard, planted bulb outs, speed cushions, high-visibility crossings, conflict markings, parkways, and bridge improvements.

The City of Stanton received $850,000 from the FY 2022 Community Project Funding Grant. The Grant was intended to make improvements onto Orangewood Avenue. The City is also pursuing additional grant funds.

CIP FACTS:

Council District: 3, 4
New or Continuing: New
Current Project Status: New
Managing Department: Public Works
Project Type: Streets
Annual Operating Impact: $0
Project Manager: Cesar Rangel

FUTURE FINANCIAL REQUIREMENTS

	FY 23-24 (Current)	FY 24-25	FY 25-26	FY 26-27	FY 27-28	FY 28-29	FY 29-30	FY 30-31
Design		$ 650,000						
Construction (includes contingency)		6,600,000						
Construction Management		100,000						
TOTAL FUNDING	**$ -**	**$ 7,350,000**	**$ -**	**$ -**	**$ -**	**$ -**	**$ -**	**$ -**
FUNDING SOURCE								
Other Grants (227)		$ 850,000						
Unfunded		6,500,000						
TOTAL FUNDING	**$ -**	**$ 7,350,000**	**$ -**	**$ -**	**$ -**	**$ -**	**$ -**	**$ -**

2025-106 Pavement Management Plan

PROJECT LOCATION:

PROJECT DESCRIPTION:

The Pavement Management Plan (PMP) is a survey and assessment of the current conditions of City streets. Following assessment, each street section is given a Pavement Condition Index (PCI) number that corresponds to the condition of the street.

The PMP is updated biennially and is a necessary submittal for the City to maintain Measure M eligibility with the Orange County Transportation Authority. The last PMP was completed in 2023.

CIP FACTS:

Council District: 1, 2, 3, 4
New or Continuing: New
Current Project Status: New
Managing Department: Public Works
Project Type: Streets
Annual Operating Impact: $0
Project Manager: Cesar Rangel

FUTURE FINANCIAL REQUIREMENTS

	FY 23-24 (Current)	FY 24-25	FY 25-26	FY 26-27	FY 27-28	FY 28-29	FY 29-30	FY 30-31
Design		$ 35,000						
Construction (includes contingency)								
Construction Management								
TOTAL FUNDING	**$ -**	**$ 35,000**	**$ -**	**$ -**	**$ -**	**$ -**	**$ -**	**$ -**
FUNDING SOURCE								
Gas Tax Fund (211)		$ 35,000						
TOTAL FUNDING	**$ -**	**$ 35,000**	**$ -**	**$ -**	**$ -**	**$ -**	**$ -**	**$ -**

2025-201 Dotson Park Resurfacing Project

PROJECT LOCATION:



PROJECT DESCRIPTION:

The Dotson Park Resurfacing Project proposes to remove and replace the rubberized play surface in the play equipment area at Dotson Park.

CIP FACTS:

Council District: 1
New or Continuing: New
Current Project Status: New
Managing Department: Public Works
Project Type: Parks
Annual Operating Impact: $0
Project Manager: Cesar Rangel

FUTURE FINANCIAL REQUIREMENTS

	FY 23-24 (Current)	FY 24-25	FY 25-26	FY 26-27	FY 27-28	FY 28-29	FY 29-30	FY 30-31
Design								
Construction (includes contingency)		$ 200,000						
Construction Management		20,000						
TOTAL FUNDING	**$ -**	**$ 220,000**	**$ -**	**$ -**	**$ -**	**$ -**	**$ -**	**$ -**
FUNDING SOURCE								
Park In Lieu Fees (310)		$ 220,000						
TOTAL FUNDING	**$ -**	**$ 220,000**	**$ -**	**$ -**	**$ -**	**$ -**	**$ -**	**$ -**

2025-601 Stanton Community / Senior Center Improvements

PROJECT LOCATION:

PROJECT DESCRIPTION:

The Stanton Community / Senior Center Improvements Project aims to provide maintenance, renovations, and ADA improvements for the restrooms and hallway of the Stanton Community/Senior Center located at 7800 Katella.

The project scope will include design of improvements, ADA enhancements for the restrooms, repainting, replacement of doors, lighting fixtures, partitions, toilet fixtures, counters, flooring and ceiling tiles, mirrors, and urinals.

This project will be partially funded by a Community Block Development Grant (CDBG) from the County of Orange.

CIP FACTS:

Council District: 3
New or Continuing: New
Current Project Status: New
Managing Department: Public Works
Project Type: Facility
Annual Operating Impact: $0
Project Manager: Cesar Rangel

FUTURE FINANCIAL REQUIREMENTS

	FY 23-24 (Current)	FY 24-25	FY 25-26	FY 26-27	FY 27-28	FY 28-29	FY 29-30	FY 30-31
Design		$ 55,000						
Construction (includes contingency)		345,000						
Construction Management		20,000						
TOTAL FUNDING	**$ -**	**$ 420,000**	**$ -**	**$ -**	**$ -**	**$ -**	**$ -**	**$ -**
FUNDING SOURCE								
CDBG Fund (222)		$ 350,000						
Capital Projects Fund (305)		70,000						
TOTAL FUNDING	**$ -**	**$ 420,000**	**$ -**	**$ -**	**$ -**	**$ -**	**$ -**	**$ -**

2025-602 Public Safety Center Upgrades

PROJECT LOCATION:

PROJECT DESCRIPTION:

The Sheriff's Station Improvements Project is proposed to provide facility renovation and improvements to the Sheriff's Substation located at 11100 Cedar Street.

A facility needs assessment shall be conducted to create a scope of work for the improvements to the building.

The initial funding for this project is a federal earmark from Congressman Correa.

CIP FACTS:

Council District: 3
New or Continuing: New
Current Project Status: New
Managing Department: Public Works
Project Type: Facilities
Annual Operating Impact: $0
Project Manager: Cesar Rangel

FUTURE FINANCIAL REQUIREMENTS

	FY 23-24 (Current)	FY 24-25	FY 25-26	FY 26-27	FY 27-28	FY 28-29	FY 29-30	FY 30-31
Design		$ 100,000						
Construction (includes contingency)		875,000						
Construction Management		25,000						
TOTAL FUNDING	**$ -**	**$ 1,000,000**	**$ -**	**$ -**	**$ -**	**$ -**	**$ -**	**$ -**
FUNDING SOURCE								
Other Grants (227)		$ 1,000,000						
TOTAL FUNDING	**$ -**	**$ 1,000,000**	**$ -**	**$ -**	**$ -**	**$ -**	**$ -**	**$ -**

20xx-301 Annual Sewer Rehabilitation

PROJECT LOCATION:

PROJECT DESCRIPTION:

Repairs, removals and replacements of deficient sewer pipelines as recommended by the Sewer Master Plan.

The locations for the FY 2024-2025 project will be focused on rehabilitating the Via Irana / Via Kannela Tract.

CIP FACTS:

Council District: 1, 2, 3, 4
New or Continuing: Continuing
Current Project Status: Proposed
Managing Department: Public Works
Project Type: Sewers
Annual Operating Impact: $0
Project Manager: Cesar Rangel

FUTURE FINANCIAL REQUIREMENTS

	FY 23-24 (Current)	FY 24-25	FY 25-26	FY 26-27	FY 27-28	FY 28-29	FY 29-30	FY 30-31
Design	$ 50,000	$ 50,000	$ 50,000	$ 50,000	$ 50,000	$ 50,000	$ 50,000	$ 50,000
Construction (includes contingency)	500,000	1,320,000	500,000	500,000	500,000	500,000	500,000	500,000
Construction Management		50,000						
TOTAL FUNDING	**$ 550,000**	**$ 1,420,000**	**$ 550,000**	**$ 550,000**	**$ 550,000**	**$ 550,000**	**$ 550,000**	**$ 550,000**
FUNDING SOURCE								
Sewer Maintenance Fund (501)	$ 550,000	$ 1,420,000	$ 550,000	$ 550,000	$ 550,000	$ 550,000	$ 550,000	$ 550,000
TOTAL FUNDING	**$ 550,000**	**$ 1,420,000**	**$ 550,000**	**$ 550,000**	**$ 550,000**	**$ 550,000**	**$ 550,000**	**$ 550,000**

City Council Initiated Items 12D – 12E – 12F

Item 12D:
"DISCUSSION REGARDING AMENDMENT TO THE STANTON TOWN CENTER SPECIFIC PLAN (DEVELOPMENT AGREEMENTS)"

Item 12E:
"DISCUSSION REGARDING CITY RULES AND REGULATIONS PERTAINING TO SPECIAL EVENTS FOR CITY BUSINESSES"

Item 12F:
"DISCUSSION REGARDING REQUEST FOR PRESENTATION BY THE ORANGE COUNTY POWER AUTHORITY (OCPA)"

(These items do not contain a staff report)