

The Enterprise zone is applicable only to parcels or portions of parcels located within the Enterprise Zone Boundary.

Information shown on this map was prepared for the Town of Southington by New England GeoSystems GIS Consultants.

Designation of property as eligible for the Enterprise Zone Program does not supersede other local, State or Federal ordinances, laws or regulations governing the property.

Jeff Abromaitis
Commissioner of Economic
and Community Development

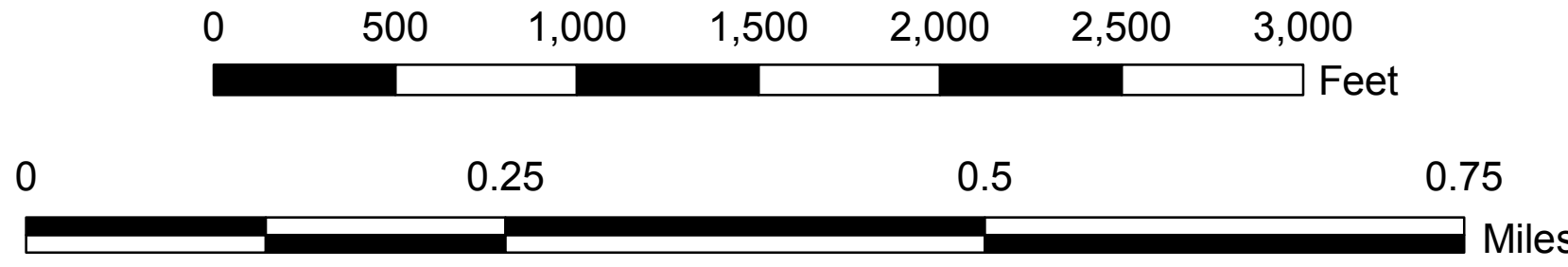
This map is the official document delineating the Enterprise Zone Boundary as approved by the Commissioner of Economic and Community Development as of the date of the signature below. The Commissioner of Economic and Community Development Shall resolve any questions relating to the Enterprise Zone Boundary Line locations and the applicability of Enterprise Zone Program benefits.

The Enterprise Zone Boundary lines shown on this map are approved by the Commissioner of Economic and Community Development.



Date _____, 2003

Town of Southington Business Enterprise Zone

1 inch equals 500 feet



Scenario 4



1200 Boston Post Rd
Suite 202
Guilford, CT 06437
203-604-1723