



**WORK SESSION  
VIRTUAL MEETING HELD VIA WEBEX  
JULY 28, 2020  
5:45 PM**

Call to order

1. Review of Preliminary 2021 Budget, proposed utility rates, and proposed 2021 city fees.

Adjournment

**Auxiliary aids for individuals with disabilities are available upon request. Requests must be made at least 96 hours in advance to the City Clerk at 612-861-9738.**

**STAFF REPORT NO. 21****WORK SESSION****7/28/2020**

REPORT PREPARED BY: Chris Regis, Finance Director

DEPARTMENT DIRECTOR REVIEW: Chris Regis, Finance Director  
7/21/2020

OTHER DEPARTMENT REVIEW: N/A.

CITY MANAGER REVIEW: Katie Rodriguez, City Manager  
7/21/2020**ITEM FOR WORK SESSION:****Review of Preliminary 2021 Budget, proposed utility rates, and proposed 2021 city fees.****EXECUTIVE SUMMARY:**

Staff will present a preview of the status of the 2021 budget and proposed utility rates. In addition, Council will be able to review proposed 2021 city fees.

Following the last Council work session Finance Director Regis made several changes to reduce the levy increase to 5.58%, including reducing expenses and refining revenue estimates.

Staff are proposing a 2% increase for utility rates but do have concerns about the cash reserve level in the Water Fund which will be discussed at the work session.

Most fees will remain the same or be increased by a cost-of-living adjustment of 3%. Staff are recommending that some of the housing inspection and rental license fees be increase due to the additional staff time to provide the services. Staff have prepared a list of proposed fees for your consideration. We will present the resolution to increase the fees at the September 22, 2020 Council Meeting, along with the proposed budget and preliminary tax levy. This action is earlier in the budget process in order to provide more time for City Council to review and to provide better notice to our stakeholders of any planned increases.

Some City fees are set by ordinance, including Fire Department inspection and permit fees and Planning and Zoning fees. The Fire Department recommends no increase to the inspection, fireworks and fire prevention permit fees.

Community Development is proposing that the following Planning & Zoning fees (established by ordinance) be changed for 2021.

**Zoning Letter:**

Current: \$50

Proposed: \$65

Zoning letters are frequently requested prior to the transfer of commercial and multi-family property. The time necessary to research and prepare a zoning letter is roughly two hours, thus we've proposed a revision to account for approximately two hours of staff time.

**Plat:**

Current: Preliminary Plat \$500, Final Plat \$250

Proposed: Combined Preliminary/Final Plat \$775

Plat fees have been revised to reflect actual legal and staff time costs associated with review of plat documents.

The ordinance with proposed Planning & Zoning fee increases will also be presented at the September 22 Council Meeting.

**DIRECTION NEEDED:**

Tonight's work session is a chance to preview the 2021 budget, review proposed utility rates and proposed 2021 city fees.

**BACKGROUND INFORMATION:**

A. **HISTORICAL CONTEXT**

N/A

B. **POLICIES (resolutions, ordinances, regulations, statutes, etc):**

N/A

C. **CRITICAL TIMING ISSUES:**

The proposed 2021 Budget and Tax Levy is scheduled to be adopted September 22, 2020.

D. **FINANCIAL IMPACT:**

The 2021 Budget is the financial plan for the City for 2021. The proposed utility fees and city fees are integral parts of that financial plan.

E. **LEGAL CONSIDERATION:**

N/A

**ALTERNATIVE(S):**

None.

**PRINCIPAL PARTIES EXPECTED AT MEETING:**

N/A

**ATTACHMENTS:**

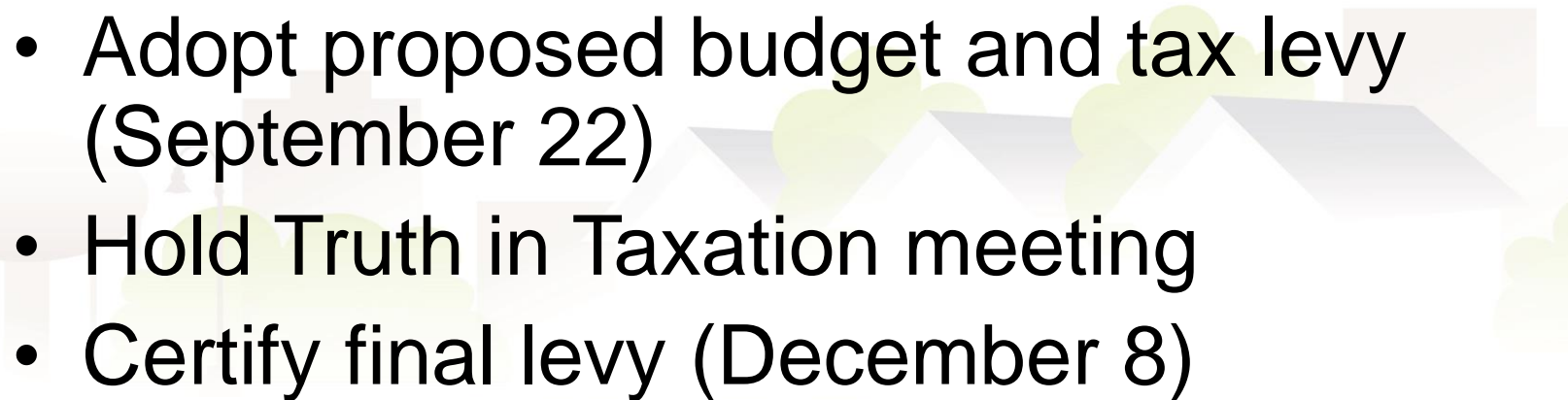
Description	Type
▣ Budget Presentation	Backup Material
▣ Fees	Backup Material



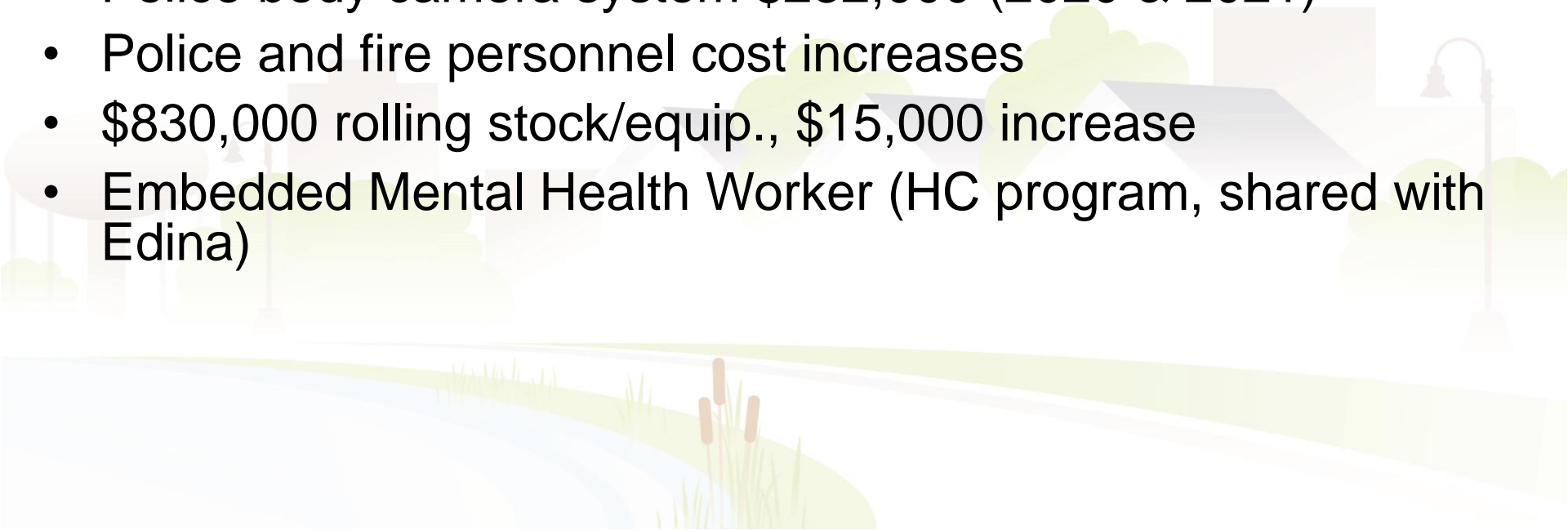
# 2021 budget preview



# Timetable and key events

- Budget preview, utility rates, city fees (July 28)
  - Proposed CARES funding plan (Aug 10)
  - Budget study session (September 10)
  - Adopt proposed budget and tax levy (September 22)
  - Hold Truth in Taxation meeting
  - Certify final levy (December 8)
- 

# Key issues for 2021

- Property taxes – primary funding source
  - 2021 budgeted revenues - \$2,366,046 of LGA
  - Debt Service Levy 2020A \$197,290
  - Reduced existing D/S tax levies - \$150,000 will need to review annually
  - Police body camera system \$232,000 (2020 & 2021)
  - Police and fire personnel cost increases
  - \$830,000 rolling stock/equip., \$15,000 increase
  - Embedded Mental Health Worker (HC program, shared with Edina)
- 

# Key issues for 2021

- New staff positions
  - Equity Coordinator (plan to hire in 2020)
  - Video Specialist (body cameras, 2021 hire)
  - Police Officer (hired 2020, funded by 5 Year DWI Grant)
  - IT Technician (plan to hire in 2021, 2020 budget)
  - Battalion Chief (plan to hire in 2020, 2020 budget)
- Cost of living increase at 3%, average step increases 5%
- Personnel approximately 71% of GF

# History of state aid

	<b><u>Certified</u></b>	<b><u>Change</u></b>
2011 -	<b>Reduction</b>	<b>\$(995,263)</b>
2012 -	\$1,218,346	\$0
2013 -	\$1,218,346	\$0
2014 -	\$1,937,907	\$719,561
2015 -	\$2,053,363	\$115,456
2016 -	\$2,084,057	\$ 30,694
2017 -	\$2,094,443	\$ 10,386
2018 -	\$2,229,280	\$137,837
2019 -	\$2,235,643	\$ 6,363
2020 -	\$2,366,046	\$130,403
2021 -	\$2,366,046 Est.	\$0



# History of city reserves

	<b><u>Capital Fund</u></b>	<b><u>Recreation</u></b>
2013 -	\$2,074,700	\$3,342,746
2014 -	\$3,718,613	\$2,835,705
2015 -	\$3,841,155	\$2,952,516
2016 -	\$4,325,415	\$3,233,214
2017 -	\$4,851,557	\$3,361,118
2018 -	\$5,452,491	\$3,481,487
2019 -	\$4,682,503	\$3,643,018
2020 -	\$4,592,344 Est.	\$ 243,018 Est.

\* The City's General Fund has a fund balance policy where the targeted amount of unassigned fund balance shall be an amount not less than 40% of current year end actual General Fund revenues.

# 2021 proposed gross levy

- 2021 Gross Levy is \$23,953,081
  - Increase of 5.58% over the 2020 Levy
- General Fund Levy \$18,989,847
- Equipment Levy \$ 830,000
- EDA Levy \$ 570,605
  - Base Levy Total \$20,390,452
- Debt Service Levy \$ 3,508,545
- Tax Abatement Levy \$ 54,043
  - Total 2021 Levy \$23,953,040 – 5.58%

# Gross tax levy history

- 2021 - \$23,953,040 - 5.58% increase
- 2020 - \$22,687,471 - 4.90% increase
- 2019 - \$21,626,692 - 4.87% increase
- 2018 - \$20,621,911 - 6.11% increase
- 2017 - \$19,434,690 - 3.26% increase
- 2016 - \$18,820,576 - 2.91% increase
- 2015 - \$18,288,524 - 1.53% increase
- 2014 - \$18,012,303 - 1.51% increase
- 2013 - \$17,744,951 - 4.50% increase
- 2012 - \$16,980,700 - 3.98% increase
- 2011 - \$16,330,041 - 6.82% increase

# 2021 proposed General Fund budget

- The 2021 proposed General Fund of \$26,754,350 is a(n):
  - 5.08% increase from the 2020 adopted budget
  - 5.85% increase from the 2020 revised budget



# General Fund revenues

	<u>2020A</u>	<u>2020R</u>	<u>2021P</u>
<b>Taxes</b>	\$17,311,530	\$17,311,530	\$18,610,050
<b>Licenses and permits</b>	1,106,600	1,310,600	1,065,000
<b>Intergovernmental</b>	2,663,520	2,895,150	3,738,530
<b>Charges for services</b>	2,337,800	1,882,920	2,222,900
<b>Fines and forfeitures</b>	325,000	202,570	280,000
<b>Miscellaneous</b>	108,080	85,130	75,100
<b>Transfers</b>	1,608,190	1,588,510	762,770
	<hr/> \$25,460,720	<hr/> \$25,276,410	<hr/> \$26,754,350

# General Fund expenditures

	<u>2020A</u>	<u>2020R</u>	<u>2021P</u>
<b>Legislative/Executive</b>	\$ 931,070	\$ 934,680	\$ 1,044,630
<b>Administrative Services</b>	961,630	902,610	908,360
<b>Finance</b>	673,000	686,140	743,050
<b>Public Safety</b>	9,847,770	9,949,000	10,466,760
<b>Fire</b>	4,850,230	4,852,170	4,995,480
<b>Community Development</b>	1,629,150	1,650,000	1,697,080
<b>Public Works</b>	4,318,050	4,352,180	4,590,640
<b>Recreation Services</b>	2,029,820	1,729,630	2,078,350
<b>Transfers</b>	220,000	220,000	230,000
	<hr/> \$25,460,720	<hr/> \$25,276,410	<hr/> \$26,754,350

# 2021 proposed levy estimated impact

- \$250,000 property

– City Portion - Tax 2020	\$1,332.28
– City Portion - Tax 2021	\$1,351.70
– City Portion - Tax 2021 (1.8% emv)	\$1,376.03

- **\$19.42 increase** or **\$1.62** per month in City property tax portion with no change in Market Value
- **\$43.75 increase** or **\$3.65** per month in City property tax portion with estimated 1.8% increase in Market Value

# 2021 proposed budget

- 2021 Capital Improvement Budget
  - Total 2021 budget - \$28,885,000
  - Major projects include:
    - 77<sup>th</sup> Street Underpass
    - Pavement Management Program
    - City Wide Water Meter Upgrade
    - Recreation Projects





# 2021 proposed budget

- Rolling Stock/Equipment - Purchases 2021
  - Total Cost of Equipment > \$1,000,000
  - General Tax Levy only \$830,000
  - Central Garage and IT Cash Flow Transfers In
  - Dump Truck
  - Aerial Truck
  - Two Chevy Tahoe's - Fire
  - Vac Trailer - Utilities
  - Computer Network Infrastructure & Equipment

# Utility Fund - Water

2021 Proposed Rates (2% or 3% increase)

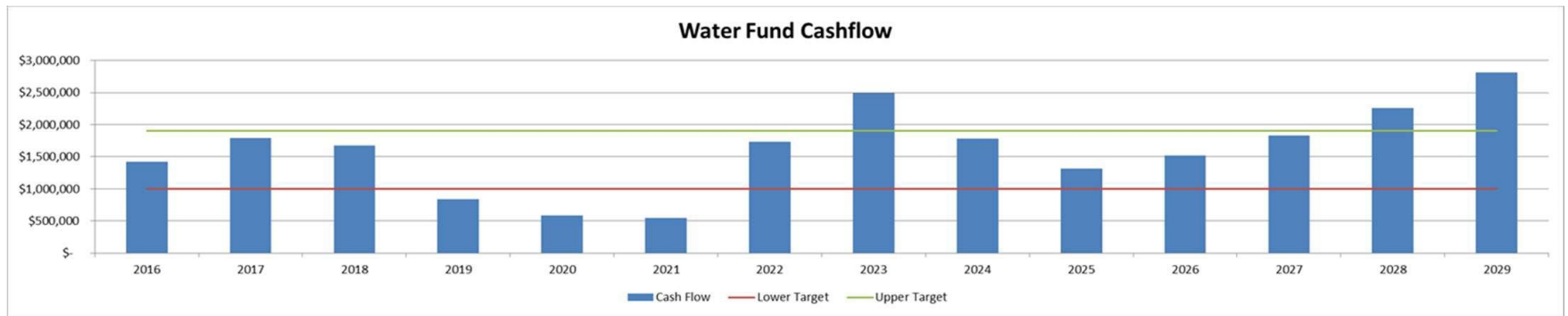
Residential Water Rates				
2020		2021 @ 2% (3%)		
0-15,000 gals	\$4.10	0-15,000 gals	\$4.18 (\$4.22)	60% of accounts
15,001-25,000 gals	\$4.92	15,001-25,000 gals	\$5.02 (\$5.07)	25% of accounts
Over 25,000 gals	\$5.92	Over 25,000 gals	\$6.04 (\$6.10)	15% of accounts
Fixed Quarterly Service Charge				
2020		\$10.00		
2021 proposed		\$10.00		

**\$1,161,935\*** - Cash Balance (June 30, 2020)  
\$1.9M Target

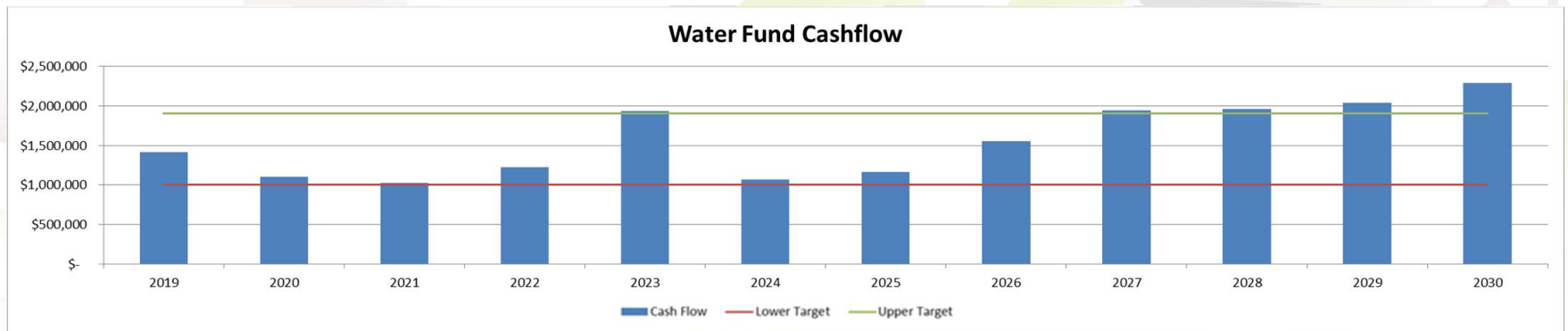
\*Includes \$1.2M of bond funds for 65<sup>th</sup> Street lining.

# Water Fund Outlook

Projecting annual 5% increases through 2029 (figure from 2019 presentation)

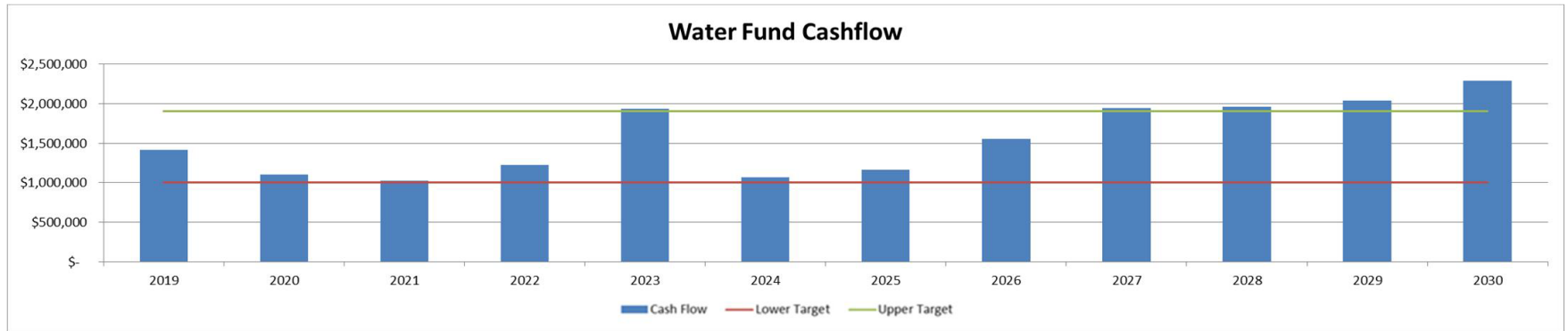


Projecting 2% (2021); and 5% annual increases through 2030 (current projection)

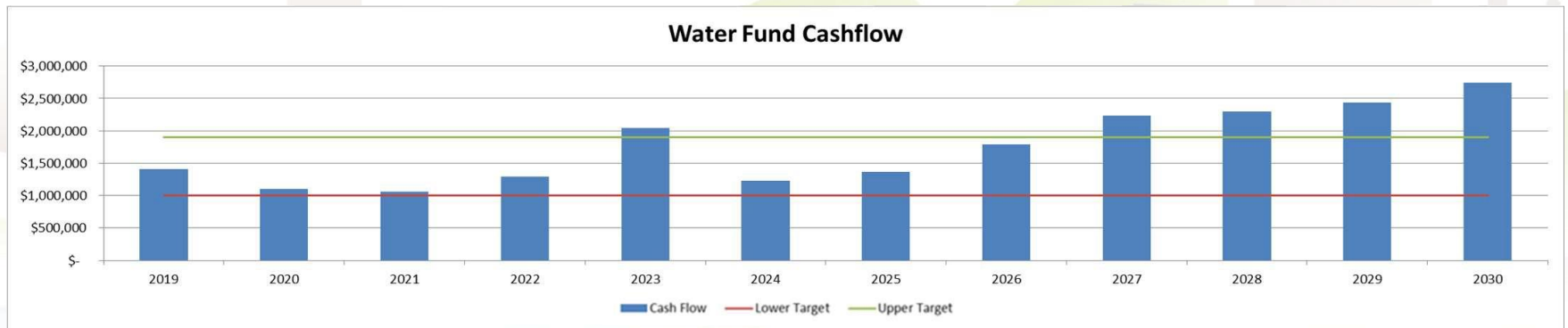


# Water Fund Outlook (2% v. 3%)

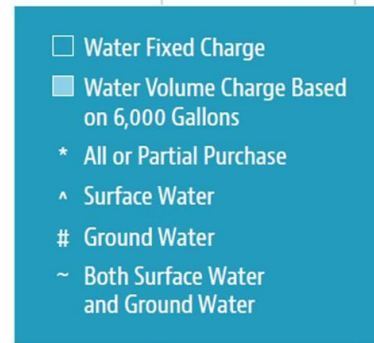
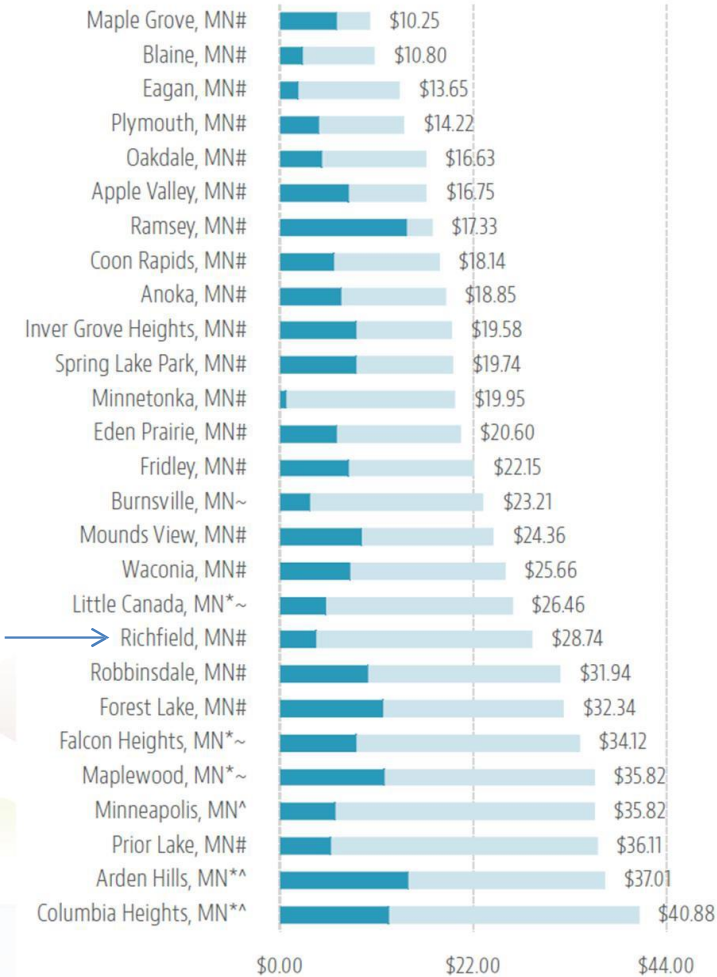
Projecting 2% (2021); and 5% annual increases through 2030



Projecting 3% (2021); and 5% annual increases through 2030



## MINNEAPOLIS/ST. PAUL METRO AREA



## MINNEAPOLIS/ST. PAUL METRO AREA GROUND WATER SYSTEMS REPORTING SOFTENING



## TYPICAL MONTHLY RESIDENTIAL WATER UTILITY BILL (\$)

2020

## TYPICAL MONTHLY RESIDENTIAL WATER UTILITY BILL (\$)

# Utility Fund - Wastewater

2021 Proposed Rate (2% increase)

Sanitary Sewer Rates	
2020	2021
\$5.91 per 1,000 gals	\$6.03 per 1,000 gals

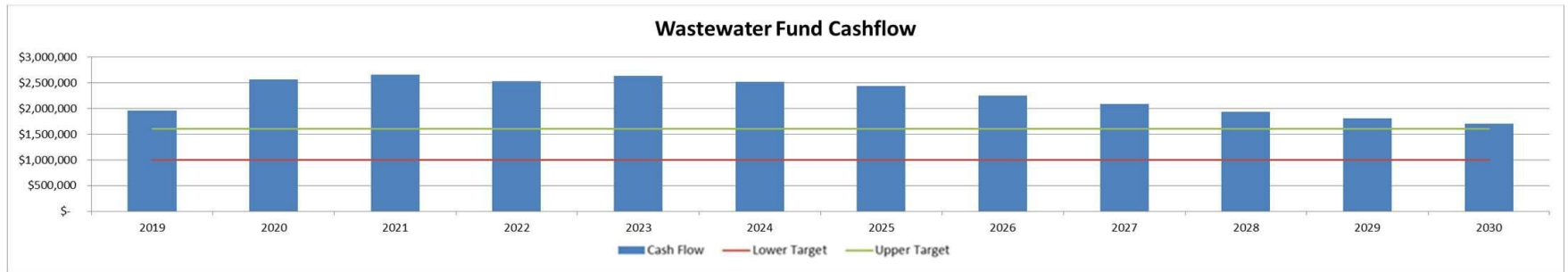
- \$0.12/1,000 gallons increase
- For typical household (7,500 gallons/quarter) the proposed sewer rate increase is approximately \$0.90 per quarter / \$3.60 annually.
- 2021 MCES Charges - \$2,397,991 (↓ 5.99%)

**\$1,853,399** – Cash Balance (June 30, 2020)

\$1.6M Target

# Wastewater Fund Outlook

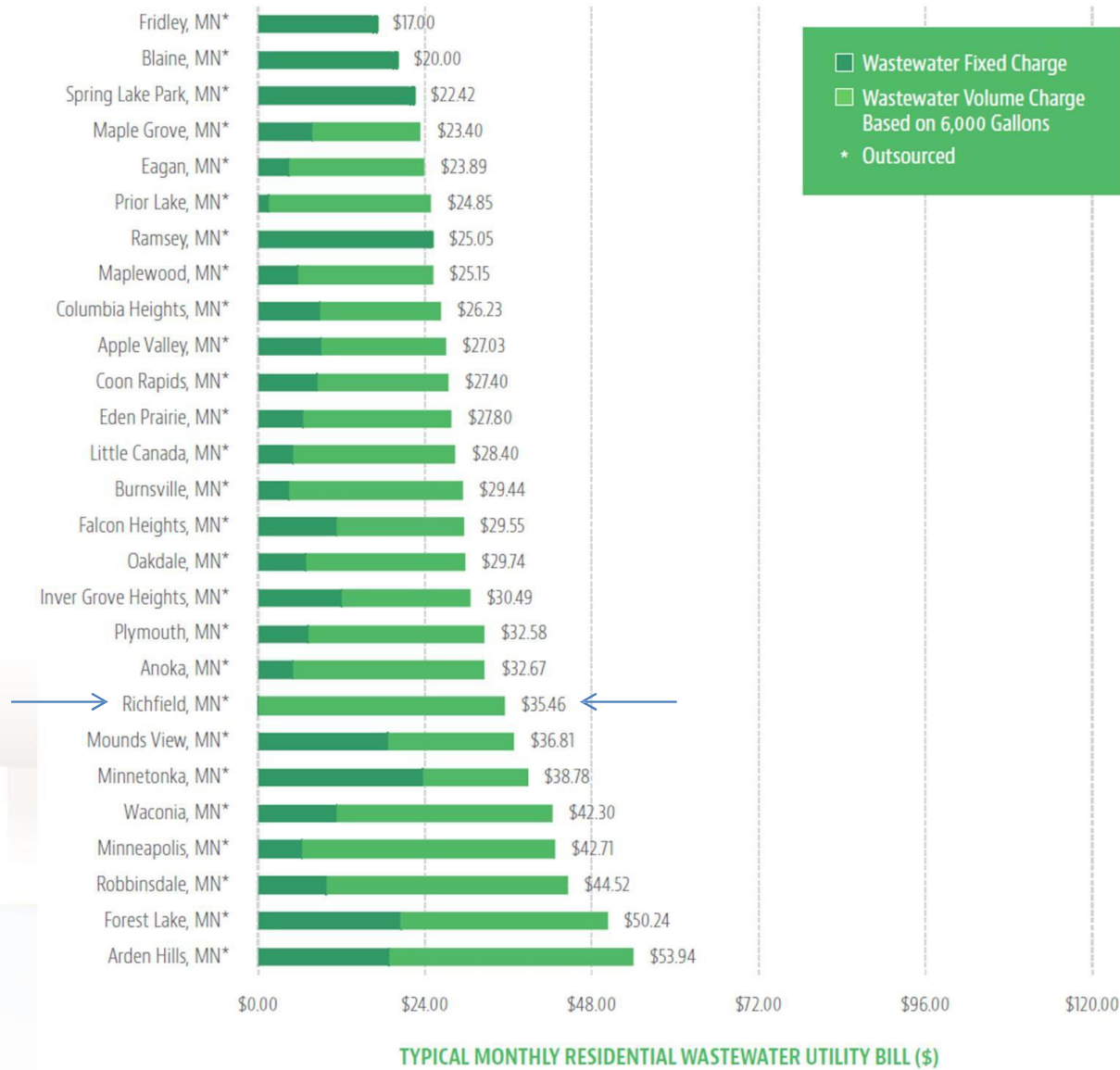
Projecting annual 2% increases through 2023; then 3% annual increase through 2030.



- Assumes 2% annual increases in MCES charges.

## MINNEAPOLIS/ST. PAUL METRO

(Served by Metropolitan Council Environmental Services)



2020



# Utility Fund - Stormwater

Fixed quarterly charge

2021 Proposed (2% increase)

Storm Sewer Rates	
2020	2021
\$20.35	\$20.78

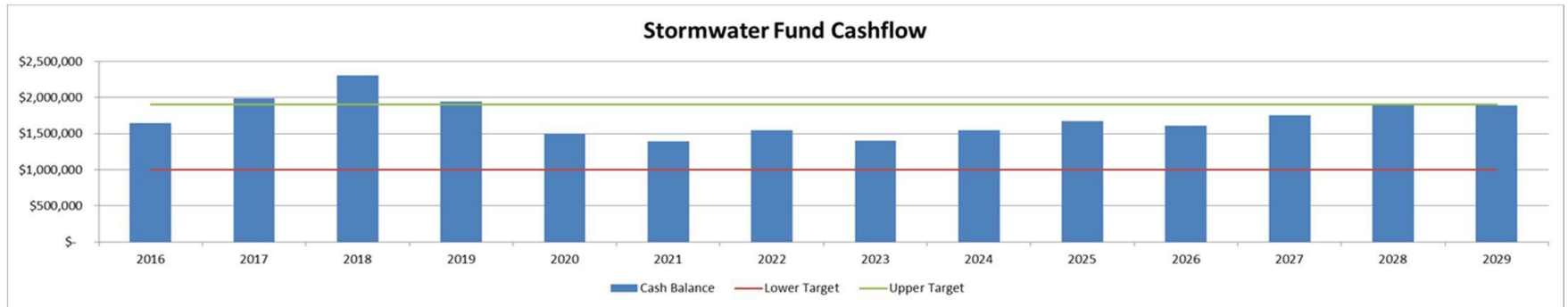
- \$0.43 increase per quarter / \$1.72 annually

**\$1,867,605** – Cash Balance (June 30, 2020)

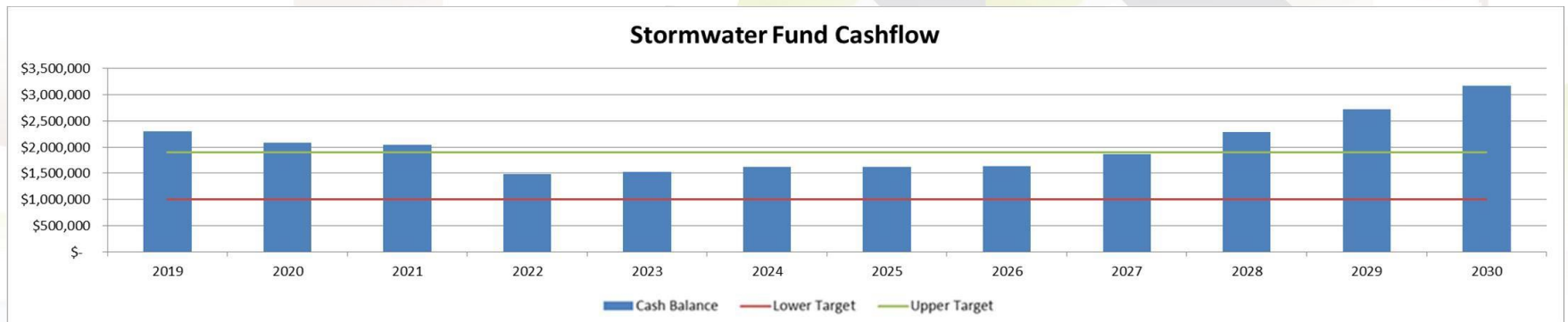
**\$1.9M Target**

# Stormwater Fund Outlook

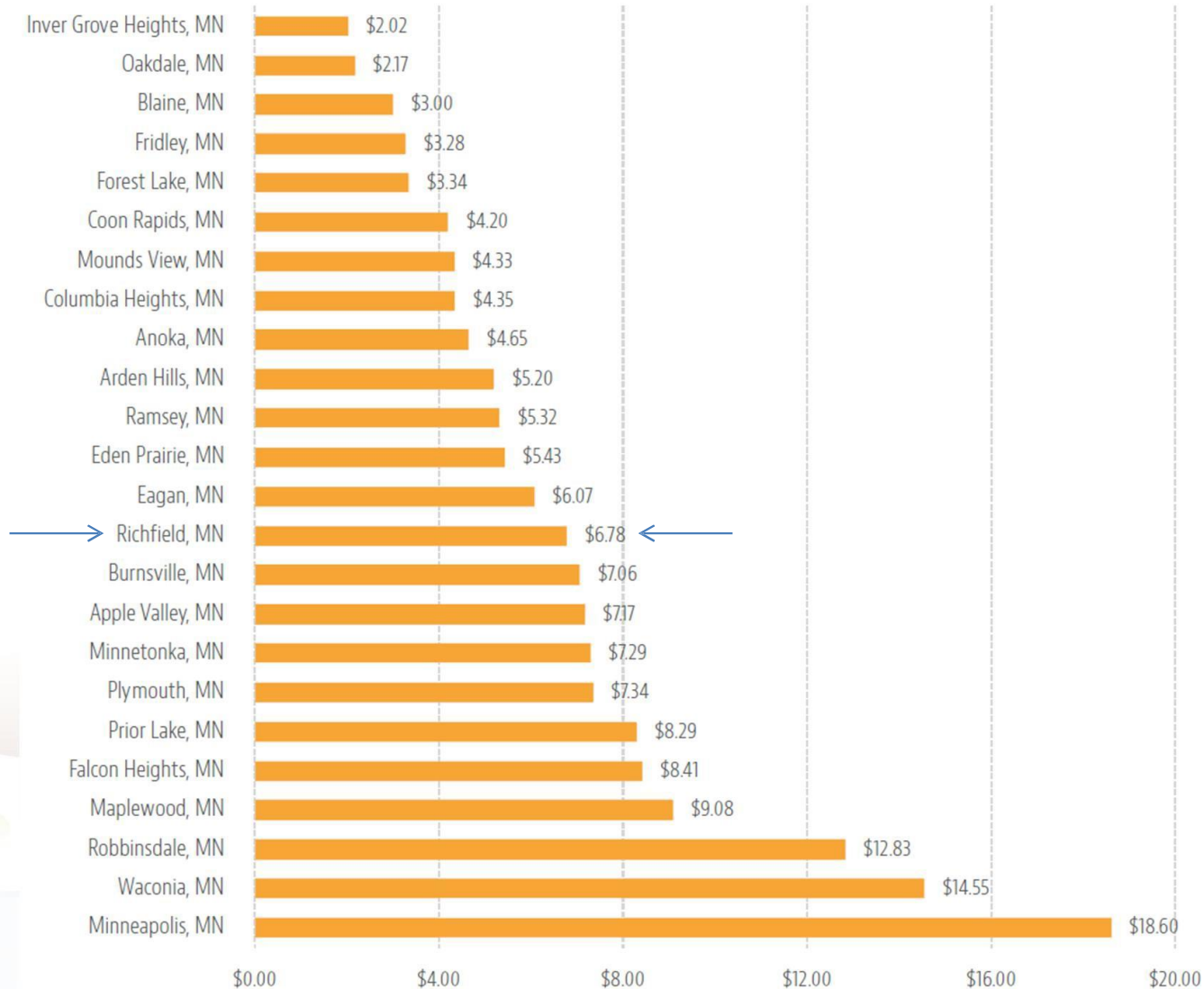
Projecting annual 7% increases through 2024; then 3% annually. (figure from 2019)



Projecting annual 2% increase in 2021; then 5% through 2025; then 3% annually. (current)



## MINNEAPOLIS/ST. PAUL METRO



TYPICAL MONTHLY RESIDENTIAL STORMWATER UTILITY BILL (\$)

2020

# Street Light User Fee

- \$5.77/Quarter residential
- \$28.85/Quarter Commercial
- Maintenance and electricity



## RESOLUTION NO.

### RESOLUTION ESTABLISHING 2021 LICENSE, PERMIT AND MISCELLANEOUS FEES PURSUANT TO THE PROVISIONS OF APPENDIX D OF THE ORDINANCE CODE OF THE CITY OF RICHFIELD RESCINDING RESOLUTION NO. 11694

**BE IT RESOLVED** by the City Council of the City of Richfield, Minnesota as follows:

#### Section 1. - Establishing Fees.

- A. License, permit and miscellaneous fees required under the ordinances of the City of Richfield shall be as stated in the sections of this resolution.
- B. A period of no less than 30 days will be allowed for the remittance of City Business license renewal fees contained in Sections 5, 6, 7, 8 and 9 of this resolution.
- C. A 10% administrative surcharge will be assessed upon all renewals contained in Section 5, 6, 7, 8 and 9 of the resolution if not received by the City on or before December 31st of each year. The 10% surcharge will be based upon the cost of the license.
- D. Nothing in this section shall be deemed to require the City to issue or renew any license for which the fee has not been paid in a timely manner.

#### Section 2. - Construction and Related License Fees.

Type of Permit or License	Section Requiring	Description	Fee	2021 Proposed
(1) Heating and Ventilating Installer	400.07	1 Year	\$ 80.00	--
(2) Sign Installer	416.01—416.13	1 Year	\$ 80.00	--
(3) Electrical Installer	400.03—400.09	State License Required		--
(4) Plumber	400.03—400.09	State License Required		--
(5) Well Driller	620	State License Required		--

#### Section 3. - Public Works Fees.

Type of Permit or License	Section Requiring	Description	Fee	2021 Proposed
(1) Benches	805.01—805.27	First Year	\$ 80.00	--

		Renewal	\$ 30.00	--
(2) Boulevard feature Permit	811.07	a) Application to place a privately owned feature in the boulevard	\$ 30.00	--
		b) If applied for after installation of feature has begun	\$ 60.00	--
(3) Excavation in Public Right of way	800.01— 800.15	a) For each transverse excavation and each 100 feet or portion thereof longitudinal excavation and for each 100 feet of curb and gutter or portion thereof installed or driveway apron installed, except when survey and grade stakes are set by City	\$ 125.00	--
		b) If applied for after excavation has begun	\$ 250.00	--
		c) For each pothole	\$ 20.00	--
(4) Pole Attachment /Small Cell Facilities Permit	802	a) Application to attach or collocate pole attachment on City facilities in the City Right-of-way	\$500/≤ 5 units & \$100/unit thereafter	--
		b) Application to construct/install new small cell pole w/ attachment in the City Right-of-way	\$1,000/unit	--
		c) Annual rental fee per attachment to collocate on the city structure, per agreement	Up to \$150/unit	--
		d) Annual maintenance fee associated with the collocation, per agreement	Up to \$25/unit	--
		Monthly Electrical Fees		--
		a) Radio node less than or equal to 100 maximum watts	\$73.00/node	
		b) Radio node over 100 maximum watts	\$182.00/node	
		c) The actual cost of electricity		

(5) Forestry Permit	810	Applies only to trees on City property and public ROW	\$ 50.00	--
(6) Seasonal Load Limit Exemption		a) Per load	\$ 25.00	--
		b) If applied for after delivery	\$ 50.00	--
(7) Obstruction Permit	802.17	(a) Short term, temporary single lane closure of less than four hours	No fee	--
		(b) Lane closures longer than four hours' duration (or if between 7:00 a.m. and 9:00 a.m. or between 3:30 p.m. and 6:00 p.m.)		
		Arterial		
		Day (per block or portion thereof)	\$ 60.00	--
		Full Closure (per block or portion thereof)	\$ 300.00	--
		Collector		
		Day (per block or portion thereof)	\$ 30.00	--
		Full Closure (per block or portion thereof)	\$ 75.00	--
		Local/Residential		
		Day (per block or portion thereof)	\$ 15.00	--
		Full Closure (per block or portion thereof)	\$ 45.00	--
		Sidewalk/Bike Lanes		
		Day	\$ 30.00	--
		If applied for after obstruction closure has		

		begun		
		(c) Short term, temporary single lane closure less than four hours	No fee	--
		(d) Lane closures longer than four hours' duration (or if between 7:00 a.m. and 9:00 a.m. or between 3:30 p.m. and 6:00 p.m.)		
		Arterial		
		Day (per block or portion thereof)	\$ 120.00	--
		Full Closure (per block or portion thereof)	\$ 300.00	--
		Collector		
		Day (per block or portion thereof)	\$ 60.00	--
		Full Closure (per block or portion thereof)	\$ 150.00	--
		Local/Residential		
		Day (per block or portion thereof)	\$ 30.00	--
		Full Closure (per block or portion thereof)	\$ 90.00	--
		Sidewalk		
		Day	\$ 60.00	--
		If the closures are not removed by the permitted completion date, then additional Days will be charged at double the rate		
(8) Noise Ordinance Exemption	930.35	(a) With conditions added as required	\$ 50.00	--



		(b) If applied for after violation	\$ 100.00	--
(9) Certification Charge	705.03— 705.21	All delinquent accounts	\$ 50.00	--
(10) NSF Check Charge			\$ 30.00	--
(11) Utility Services				
Sanitary Sewer	700.05	All land uses		
New Service			\$ 125.00	--
Repair			\$ 125.00	--
Disconnect			\$ 125.00	--
Replacement			\$ 125.00	--
Sewer Service Line Televising			\$ 75.00	--
Water Service	715.01	All land uses	\$ 125.00	--
New Service			\$ 125.00	--
Repair			\$ 125.00	--
Disconnect			\$ 125.00	--
Replacement				
Turn on/off			\$ 50.00	--
Meter Installation			\$ 50.00	--
Private Hydrant			\$ 50.00	--

Storm Sewer	720	All land uses		
New Service			\$ 125.00	--
Repair			\$ 125.00	--
Disconnect			\$ 125.00	--
Replacement			\$ 125.00	--
(12) Street Light Banners	855.05	First time applicant to hang street light banners within a district of for an event.	\$ 50.00	--
		Per street light banner installation (no existing hardware)	\$ 20.00	--
		Per street light banner installation if supporting hardware exists on the light pole.	\$ 10.00	--
		Per street light banner removal	\$ 10.00	--
		Permit Renewal: Annually for both decorative and event banners, unless banner design has changed, then full application fee is charged. If annual renewal is not completed, the permittee risks removal of all banners at the permittee's expense.	\$ 10.00	--

#### Section 4. - Fire Services Fees.

Type of Permit or License	Section Requiring	Description	Fee	2021 Proposed
(1) Fire Prevention Code	400.21—400.29	For initial fee required under code Per Year	\$ 80.00	--
		For each additional fee required under code	\$ 20.00	--

		Penalty If not renewed within 2 months of notification Per Year	\$ 75.00	--
(2) Daycare/Adult Foster Care Facility Inspection			\$ 80.00	--
(3) Reimbursement Fee for Fire/Rescue Unit		Per Hour	\$ 375.00	--
(4) Sale of Consumer Fireworks	1131	(a) License per location selling only consumer fireworks Per Year	\$ 350.00	--
		(b) License per location of each other retail seller Per Year	\$ 100.00	--

#### Section 5. - Amusement and Recreation Licenses and Permits.

Type of Permit or License	Section Requiring	Description	Fee	2021 Proposed
(1) Arcade	1105	1 Year	\$ 593.00	\$611.00 (3% increase for inflation)
(2) Amusement Device	1100.01	(a) Mechanical Amusement Device (Pinball) 1 Year	\$ 15.00	--
		(b) Mechanical Music Box 1 Year	\$ 15.00	--
		(c) Video Games 1 Year	\$ 15.00	--
(3) Lawful Gambling	1100.13	Bingo, Tipboard, Paddle Wheel, Raffle, Pull Tabs	State Fee	--

		Investigation Fee	\$ 250.00	
(4) Itinerant Place of Amusement	1100.05— 1100.11	1 Day	\$ 319.00	\$329.00 (3% increase for inflation)
(5) Public Dance	1110.03	For each day dances are held: 1 month:	\$ 4.00 \$ 50.00	-- \$52.00 (3% increase for inflation)
		No fee for locations holding tavern licenses.		
(6) General Amusement	1100.03	(a) Billiard, Pool or Pigeonhole table (each) 1 Year	\$ 15.00	--
		1. Coin operated 1 Year	\$ 15.00	--
		(b) Bowling Alley (per lane) 1 Year	\$ 48.00	\$49.00 (3% increase for inflation)
		(c) Circus 1 Year	\$ 202.00	--
		(d) Dance Hall 1 Day	\$ 202.00	--
		(e) Golf		
		1. Miniature 1 Year	\$ 47.00	--
		2. Driving Tee 1 Year	\$ 47.00	--
		(f) Mountback 1 Day	\$ 193.00	--
		(g) Rides, mechanical/animal of any kind (ea) 1 Year	\$ 15.00	--
		(h) Shows, any kind 1 Day	\$ 193.00	--
		(i) Shuffleboard (each lane) 1 Year	\$ 16.00	--
		(j) Other games 1 Day	\$ 15.00	--

(7) Musical Concert	1110.01	Per event	\$ 50.00	\$52.00 (3% increase for inflation)
(8) Theatre Cinema	1120	1 Year	\$ 249.00	\$256.00 (3% increase for inflation)
		Plus a notice publication fee	\$ 7.00	--
(9) Roller Rink	1115	1 Year or portion thereof	\$ 249.00	\$256.00 (3% increase for inflation)
(10) Commercial Adult-Oriented Enterprises	605	1 Year	\$ 2,962.00	\$3,051.00 (3% increase for inflation)
		Investigation fee 1 Year	\$ 2,962.00	\$3,051.00 (3% increase for inflation)
(11) Masseur/Masseuse	605	Certificate fee 1 Year	\$ 97.00	\$100.00(3% increase for inflation)
		Investigation fee 1 Year	\$ 242.00	\$249.00 (3% increase for inflation)
(12) Public Baths	610	1 Year	\$ 3,431.00	\$3,534.00 (3% increase for inflation)
		Investigation fee (actual cost minimum)	\$ 3,431.00	\$3,534.00 (3% increase for inflation)
(13) Fortune Teller and related trade	1130.05— 1130.07	1 Day	\$ 199.00	\$205.00
		1 Week	\$ 591.00	\$609.00
		1 Month	\$ 1,181.00	\$1,216.00
		1 Year	\$ 1,976.00	\$2,035.00 (3% increase for inflation)
(14) Adult Establishments	1196	Annual license 1 Year	\$ 2,962.00	\$3,051.00 (3% increase for inflation)
		Investigation fee (new license)	\$ 2,962.00	\$3,051.00 (3% increase for inflation)

#### Section 6. - Animal Licenses and Permits.

Type of Permit or License	Section Requiring	Description	Fee	2021 Proposed
---------------------------	-------------------	-------------	-----	---------------

(1) Animals	905.01— 905.29	(a) Animals (Spayed or Neutered) with option to purchase a multi-year license 1 Year	\$ 15.00	--
		(b) Animals (Not Spayed or Neutered) 1 Year	\$ 25.00	--
		(c) Duplicate Animal License	\$ 7.00	--
		(d) Late Penalty	\$ 10.00	--
	905.31— 905.33	(e) Commercial Kennel 1 Year	\$ 217.00	--
		(f) Residential Kennel 1 Year	\$ 100.00	--
		(g) Veterinary	\$ 217.00	--
	905.37— 905.39	(h) Pigeons 1 Year	\$ 43.00	--
	905.41	(i) Non-domestic Animals (Temporary Permit)	\$ 30.00	--
	905.01— 905.29	(j) Impounding (each animal) 1st time	\$ 64.00	--
		2nd Time	\$ 127.00	--
		3rd time (each impound after)	\$ 191.00	--
		(k) Dangerous dog registration fee State Statute 347.51)	\$ 500.00	--
	906.13	(l) Beekeeping Registration fee	\$ 30.00	--

## Section 7. - Vehicle and Transportation License and Permit Fees.

Type of Permit or License	Section Requiring	Description	Fee	2021 Proposed
(1) Aircraft	1340	1 Day	\$ 58.00	--

(2) Garbage and Refuse Collection	601.01— 601.33	Commercial and Residential		
		First vehicle 1 Year	\$ 296.00	<b>\$305.00</b> (3% increase for inflation)
		Each additional vehicle 1 Year	\$ 63.00	<b>\$65.00</b> (3% increase for inflation)
(3) Motor Vehicle Dealer	1155	Per place of business 1 Year	\$ 443.00	<b>\$456.00</b> (3% increase for inflation)
		Each additional place of business 1 Year	\$ 168.00	<b>\$173.00</b> (3% increase for inflation)
(4) Motor Bicycle Business	1160	Per place of business 1 Year	\$ 257.00	<b>\$265.00</b> (3% increase for inflation)
		Per place of business to sell, rent or lease 1 Year	\$ 117.00	<b>\$121.00</b> (3% increase for inflation)
(5) Sound Truck	1165	Per vehicle 1 Year	\$ 257.00	<b>\$265.00</b> (3% increase for inflation)
		Per vehicle 1 Day	\$ 39.00	<b>\$40.00</b> (3% increase for inflation)
(6) Taxicab	1170	First vehicle or auto livery 1 Year	\$ 641.00	<b>\$660.00</b> (3% increase for inflation)
		Each additional vehicle or auto livery operated at any time within license period 1 Year	\$ 79.00	<b>\$81.00</b> (3% increase for inflation)
(7) Taxicab Driver	1175	1 Year	\$ 60.00	<b>\$62.00</b> (3% increase for inflation)
(8) Rental or Utility Trailers and Trucks	1185	Each place of business 1 Year	\$ 117.00	<b>\$121.00</b> (3% increase for inflation)

## Section 8. - Commercial Business and Trade Licenses and Permits.

Type of Permit or License	Section Requiring	Description	Fee	2021 Proposed
(1) Firearms Dealer	920.01— 920.05	1 Year	\$ 1,976.00	<b>\$2,035.00</b> (3% increase for inflation)
(2) Food Establishments	617	(A) Type I Establishment, a large 1 year high-risk food establishment serving on average 500 or more meals per day; having 175 or more seats; or having 500 or more customers per day		
		(1) Food service establishment	\$ 887.00	<b>\$914.00</b> (3% increase for inflation)
		(2) School, kindergarten through grade 12	\$ 651.00	<b>\$671.00</b> (3% increase for inflation)
		(3) Daycare Center or Preschool	\$ 651.00	<b>\$671.00</b> (3% increase for inflation)
		(B) Type II Establishment, a small high-risk food establishment serving on average fewer than 500 meals per day; having fewer than 175 seats; or having fewer than 500 customers per day		
		(1) Food service establishment	\$ 761.00	<b>\$784.00</b> (3% increase for inflation)
		(2) School, kindergarten through grade 12	\$ 507.00	<b>\$522.00</b> (3% increase for inflation)
		(3) Daycare Center or Preschool	\$ 507.00	<b>\$522.00</b> (3% increase for inflation)
		(C) Type III Establishment, a medium risk food establishment serving mainly non-time/temperature control for safety (TCS) foods and TCS foods prepared elsewhere and only heated or held cold onsite; or serving or retailing foods such as pizza carryout or delivery, requiring handling followed by heat treatment		



		(1) Food service establishment	\$ 651.00	\$671.00 (3% increase for inflation)
		(2) School, kindergarten through grade 12	\$ 323.00	\$333.00 (3% increase for inflation)
		(3) Daycare Center or Preschool	\$ 323.00	\$333.00 (3% increase for inflation)
		(D) Type IV Establishment, a food establishment with minimal food handling such as preparing coffee, hot dogs, blended or mixed drinks, packaged foods customers		
		heat onsite, continental breakfasts, unpackaged baked goods made elsewhere		
		(1) Food service establishment	\$ 424.00	\$437.00 (3% increase for inflation)
		(2) School, kindergarten through grade 12	\$ 197.00	\$203.00 (3% increase for inflation)
		(3) Daycare Center or Preschool	\$ 197.00	\$203.00 (3% increase for inflation)
		(E) Type V Establishment, a food establishment with non-TCS food or food products sold in the original packaging		
		(1) Food service establishment	\$ 261.00	\$269.00 (3% increase for inflation)
		(2) School, kindergarten through grade 12	\$ 163.00	\$168.00 (3% increase for inflation)
		(3) Daycare Center or Preschool	\$ 163.00	\$168.00 (3% increase for inflation)
		(F) Supplemental Facility		
		(1) High Supplemental Facility (like Type I and II)	\$ 163.00	\$168.00 (3% increase for inflation)
		(2) Medium Supplemental Facility (like Type III and IV)	\$ 130.00	\$134.00 (3% increase for inflation)

		(3) Catering Supplemental Facility (for Food Catering Vehicle(s) and equipment)	\$ 197.00	\$203.00 (3% increase for inflation)
		(4) Low Supplemental Facility (like Type V)	\$ 97.00	\$100.00 (3% increase for inflation)
		(G) Temporary Food Establishment		
		(1) Complex Temporary 1 to 3 days (like Type I and II)	\$ 163.00	%168.00 (3% increase for inflation)
		(2) Complex Temporary 4 to 21 days (like Type I and II)	\$ 294.00	\$303.00 (3% increase for inflation)
		(3) Simple Temporary 1 to 3 days (like Type III, IV and V)	\$ 68.00	\$70.00 (3% increase for inflation)
		(4) Simple Temporary 4 to 21 days (like Type III, IV and V)	\$ 157.00	\$162.00 (3% increase for inflation)
		(5) Temporary Food Multi-Vendor	\$ 824.00	\$849.00 (3% increase for inflation)
		(H) Farmer's Market Stand (stands not exempted from licensing in Minnesota Statute Chapter 28A)	\$ 197.00	\$203.00 (3% increase for inflation)
(3) Automobile Washing Establishment	1125	Per calendar Year or fraction thereof	\$ 197.00	\$203.00 (3% increase for inflation)
(4) Scavenger	601.17	Each vehicle 1 Year	\$ 58.00	\$60.00 (3% increase for inflation)
		Permit fee for opening cesspool or dumping contents of each cesspool into City sewer	\$ 30.00	\$31.00 (3% increase for inflation)
(5) Incinerator	601.29— 601.31	1 Year	\$ 58.00	\$60.00 (3% increase for inflation)
(6) Tobacco	1146.01(MS 461.12)	Retail Sale and Distribution - License issued on calendar Year (cigarette vending machines prohibited) (Bill No. 1998-19)	\$ 495.00	\$510.00 (3% increase for inflation)

(7) Transient Merchant	1181.01— 1181.09	1 Day	\$ 126.00	<b>\$130.00</b> (3% increase for inflation)
(8) Wagon Peddler	1181	1 Year	\$ 297.00	<b>\$306.00</b> (3% increase for inflation)
(9) State hawker or Peddler license	1181	6 month/per person covered	\$ 74.00	<b>\$76.00</b> (3% increase for inflation)
(10) Canvasser or Solicitor	1181	6 month/per person covered	\$ 74.00	<b>\$76.00</b> (3% increase for inflation)
(11) Christmas Tree Sale	1130.03	1 Year	\$ 161.00	<b>\$166.00</b> (3% increase for inflation)
(12) Lodging Establishments	618	(A) Hotel/Motel	\$ 274.00	<b>\$282.00</b> (3% increase for inflation)
		(1) Each Guestroom	\$ 21.00	<b>\$22.00</b> (3% increase for inflation)
(13) Outdoor Merchandising	1135	Permit	\$ 125.00	<b>\$129.00</b> (3% increase for inflation)
(14) Storage Enclosure	1135	Per Enclosure	\$ 108.00	<b>\$111.00</b> (3% increase for inflation)
(15) Pawnbroker	1187	(a) Pawnbroker 1 Year	\$ 5,149.00	<b>\$5,303.00</b> (3% increase for inflation)
		(b) Owner investigation fee 1 Year (nonrefundable)	\$ 2,960.00	<b>\$3,049.00</b> (3% increase for inflation)
		(c) Manager investigation fee 1 Year (nonrefundable)	\$ 1,071.00	<b>\$1,103.00</b> (3% increase for inflation)
		(d) Employee investigation fee 1 Year (nonrefundable)	\$ 103.00	<b>\$106.00</b>
		(e) Transaction fee - per transaction	\$ 2.00	--
(16) Secondhand Goods Dealer	1186	(a) Secondhand Goods Dealer 1 Year	\$ 566.00	<b>\$582.00</b> (3% increase for inflation)

		(b) Initial investigation fee (nonrefundable) actual costs in excess of above with total not exceeding	\$ 2,367.00	\$2,438.00 (3% increase for inflation)
		Applicant shall deposit \$1,200.00 with Licensing Clerk along with application. Amount in excess of actual application costs shall be refunded.		
(17) Auto Detailing Establishment	1195.01	1 Year	\$ 440.00	\$453.00 (3% increase for inflation)
(18) Tattoo, Body Piercing, Body Painting or Body Branding	630	(a) Tattoo, body piercing, body painting or body branding 1 Year	\$ 986.00	\$1,016.00 (3% increase for inflation)
		(b) Initial investigation fee (nonrefundable)	\$ 2,960.00	\$3,049.00 (3% increase for inflation)
		1 Year		
(19) Temporary Tattoo, Body Piercing, Body Branding and Body painting events	630	Per booth	\$ 58.00	\$60.00 (3% increase for inflation)
(20) Massage Therapy Enterprise License (Business license)	1188	Annual license 1 Year	\$ 957.00	\$986.00 (3% increase for inflation)
		Investigation fee (new license)	\$ 957.00	\$986.00 (3% increase for inflation)
Massage Therapist (Individual License)		Annual license 1 Year	\$ 97.00	--
		Investigation fee (new license)	\$ 97.00	\$10.00 (3% increase for inflation)

Temporary Massage Therapist License		Per temporary location	\$ 198.00	\$204.00 (3% increase for inflation)
(21) Public Swimming Pools	619	(A) Indoor		
		(1) First pool	\$ 261.00	\$269.00 (3% increase for inflation)
		(2) Each additional pool	\$ 130.00	\$134.00 (3% increase for inflation)
		(B) Outdoor		
		(1) First pool	\$ 261.00	\$269.00 (3% increase for inflation)
		(2) Each additional pool	\$ 130.00	\$134.00 (3% increase for inflation)
		(C) School, K through grade 12, pools		
		(1) First pool	\$ 170.00	\$175.00 (3% increase for inflation)
		(2) Each additional pool	\$ 97.00	\$100.00 (3% increase for inflation)
(22) Motion pictures and commercial photography permit	1197	Per event Photography Motion picture (based on application)	\$ 50.00 \$ 200.00	-- --

## PLAN REVIEW FEE FOR FOOD, THERAPEUTIC MASSAGE AND LODGING

### PERCENTAGE OF FACILITY INVOLVED WILL BE DETERMINED BY STAFF

Descriptions:

Type I Establishment, a large high-risk food establishment serving on average 500 or more meals per day; having 175 or more seats; or having 500 or more customers per day.

Type II Establishment, a small high-risk food establishment serving on average fewer than 500 meals per day; having fewer than 175 seats; or having fewer than 500 customers per day.

Type III Establishment, a medium risk food establishment serving mainly non-

time/temperature control for safety (TCS) foods and TCS foods prepared elsewhere and only heated or held cold onsite; or serving or retailing foods such as pizza carryout or delivery, requiring handling followed by heat treatment.

Type IV Establishment, a food establishment with minimal food handling such as preparing coffee, hot dogs, blended mixed drinks, packaged foods customers heat onsite, continental breakfasts, unpackaged baked goods made elsewhere.

Type V Establishment, a food establishment with non-TCS food or food products sold in the original packaging.

Environmental plan review—includes the physical remodeling, updating, equipment replacement, equipment additions and the general overall review of all plans/work. This also includes all new development projects.

	New Construction and/or Major Remodel (over 50% of facility involved)	Extensive Remodel (25—50% of facility)	Minor Remodel 0—24% of facility)	Non-remodel approval consultation \$5,000 or less in costs)
Type I	\$3,148.00 \$3,242.00 (3% increase for inflation)	\$1,641.00 \$1,690.00 (3% increase for inflation)	\$886.00 \$913.00 (3% increase for inflation)	\$150.00 \$155.00 (3% increase for inflation)
Type II	\$2,168.00 \$2,233.00 (3% increase for inflation)	\$1,188.00 \$1,224.00 (3% increase for inflation)	\$660.00 \$680.00 (3% increase for inflation)	\$150.00 \$155.00 (3% increase for inflation)
Type III	\$1,188.00 \$1,224.00 (3% increase for inflation)	\$661.00 \$681.00 (3% increase for inflation)	\$394.00 \$406.00 (3% increase for inflation)	\$150.00 \$155.00 (3% increase for inflation)
Type IV	\$582.00 \$599.00 (3% increase for inflation)	\$227.00 \$234.00 (3% increase for inflation)	\$114.00 \$117.00 (3% increase for inflation)	No fee
Type V	New project or change of owner - \$ 138.00 \$142.00 (3% increase for inflation)		Minor remodel - permit but no plan check fee	
Therapeutic Massage	\$ 150.00 \$155.00 (3% increase for inflation)	\$ 150.00 \$155.00 (3% increase for inflation)	\$150.00 \$155.00 (3% increase for inflation)	\$150.00 \$155.00 (3% increase for inflation)

## Section 9. - Liquor and Related License and Permit Fees.

Type of Permit or License	Section Requiring	Description	Fee	2021 Proposed
(1) 3.2 Malt Liquor	1202.05	(a) On-Sale 1 Year	\$ 912.00	--
		(b) Tavern (dance) 1 Year	\$ 745.00	--
		(c) Wholesale 1 Year	\$ 44.00	--
		(d) Growler (Micro Brewery Off-Sale Malt Liquor) 1 Year	\$ 175.00	--
		(e) Off-Sale 1 Year	\$ 264.00	--
		(f) Club (Bottle Club) 1 Year	\$ 603.00	--
		(g) Temporary per event	\$ 67.00	--
(2) Liquor	1202.05	(a) On-Sale 1 Year	\$ 15,036.00	--
		(b) Sunday (Fee set by state law) 1 Year	\$ 200.00	--
		(c) Wine 1 Year	\$ 1,325.00	--
		(d) Taproom (Micro Brew On-Sale Malt Liquor) 1 Year	\$ 700.00	--
		(e) Cocktail Room (Micro Distillery On Sale) 1 Year	\$ 800.00	--
		(f) Micro Distillery Off Sale 1 Year	\$ 600.00	--
		(g) Veterans' Organization (Ex-Sunday) 1 Year	\$ 863.00	--
		(h) Temporary per event	\$ 137.00	--

(3) Employee License On-Sale Liquor Establishments	1208.01	Effective 10/1/95 all licenses issued shall be valid for a period of two years from the date of initial application	\$ 37.00	--
(4) Investigation Fee	1202.01— 1202.21	(a) On-Sale liquor including Veterans' Organization	\$ 824.00	--
		Each person shown on application	\$ 247.00	--
		Each additional investigation for each person not listed on original or renewal application (excluding Veteran's Organizations)	\$ 247.00	--
	1202.11	(b) Wine, Taproom, Brewpub, Distillery, and	\$ 824.00	--
		Each person shown on application	\$ 247.00	--
		Each additional investigation for each person not listed on original or renewal application	\$ 247.00	--
	1202.11	Investigation of substitute manager	\$ 103.00	--

#### Section 10. - Housing Inspection and Rental License Fees.

Type of Permit or License	Section Requiring	Description	Fee	2021 Proposed
(1) License for Apartment Houses and Rental Homes	405	(a) Apartment House 1 Year	\$ 145.00	\$ 150.00 (3% increase for inflation)
		Each unit	\$ 15.00	--
		(b) Rental Home - single family dwelling 1 Year	\$ 145.00	\$ 150.00 (3% increase for inflation)
		(c) Duplexes/double bungalows/townhouses		



		First unit 1 Year	\$ 145.00	\$ 150.00 (3% increase for inflation)
		Each additional rental unit 1 Year	\$ 85.00	--
		(d) Late Fee—To be charged each month the license is late	10% of the annual license fee, with a minimum monthly fee of \$50.00 and a maximum monthly fee of \$500.00, charged each month the fee is late	--
		(e) License Transfer Fee	\$ 50.00	--
		(f) Reinstatement of suspended license	100% of license fee (minimum \$80.00)	--
		(g) Reinstatement of Revoked license	200% of license fee	--
		(h) Re-Inspection Fee		
		1. multi-family	\$80.00 for each building with 4 to 11 units \$100.00 for each building with 12 or more units	--
		2. single family & duplex	\$50.00 ea.	--
		(Inspection over standard 2 inspections) Reinspection fees shall be payable at the time of license renewal and no renewal license shall be issued unless		
		all inspection fees are paid		
		(i) Provisional license for apartment house Includes first unit	\$ 290.00	\$ 300.00 (3% increase for inflation)
		Each additional unit	\$ 30.00	--

		Provisional license for Rental Home—single family dwelling 1 Year	\$ 290.00	\$ 300.00 (3% increase for inflation)
		Provisional license for duplex First unit	\$ 290.00	\$ 300.00 (3% increase for inflation)
		Each additional unit	\$ 170.00	--
		(j) Investigation fee for operating a rental property without a license	\$ 500.00	--
(2) Certificate of Housing maintenance Compliance	405.26	Single family home (includes one reinspection)	\$ 150.00	--
		2-family home (includes one reinspection)	\$ 230.00	--
		Condominium (includes one reinspection)	\$ 100.00	--
		Reinspection Fee	\$ 50.00	--
		Fee to process cash escrow agreement	\$ 50.00	--
		Fee to process Agreement to Comply	\$ 50.00	--
(3) Permit Fee for Rooming House	405.15-16	1 Year	\$ 170.00	--

#### Section 11. - Miscellaneous Fees.

Type of Permit or License	Section Requiring	Description	Fee	2021 Proposed
(1) Permit to reside	1190	In motel for more than six Months	\$ 17.00	--
(2) Permit to Carry a Gun		Permit Issued By County		

(3) False Alarms (billable)		(a) in excess of 2 for calendar Year	\$ 100.00	--
		(b) in excess of 10 for calendar Year	\$ 200.00	--
		(c) in excess of 20 for calendar Year	\$ 300.00	--
(4) Nuisance Conduct Fee	925	Third call to a property for nuisance conduct within a 365-day period	\$ 300.00	\$350.00 (increased to offset the staff time it takes when dealing with these properties)
(5) Copying Services Provided		Flat rate (per page)	\$ .25	--
		Special rate		
		(a) Black & White Photocopy rate		
		8.5 x 11 (per side)	\$ .25	--
		8.5 x 14 (per side)	\$ .25	--
		MN Statute 13.03C		
		11 x 17 (each)	\$ .50	--
		24 x 36 (each)	\$ 2.50	--
		X-large	\$ 2.50	--
		Color Photocopy rate		
		8.5 x 11 (per side)	\$ 1.00	--
		8.5 x 14 (per side)	\$ 2.00	--
		11 x 17 (each)	\$ 4.00	--

		24 x 36 (each)	\$ 18.00	--
		X-large	\$ 3.00/ sq. ft.	--
		(b) Labor	hourly wage & 33%	--
		(c) Postage	prevailing rate	--
		(d) Fax per page	\$ .50	--
		(e) CD of meeting (per CD)	\$ 5.00	--
		(f) DVD of meeting (per DVD)	\$ 15.00	--
		(g) Electronic copies (CD or disk)	\$ 5.00	--
		(h) As built (per image)	\$ .50	--
(6) Notary Fee		Fee Set By State		
(7) Candidate Filing Fee	City Charter 4.04		\$ 25.00	--
(8) Photo Fee		Includes 2 photos	\$ 16.00 including tax	--
(9) Assessing Fees	Special	Special Assessment Searches		
		- One free property identification number (PID) search per Day		
		- if more than one search per Day (per search)	\$ 3.00	--
		Special Assessment Search Report		
		- per PID	\$ 15.00	--

		Creation of New or Special Report		
		- Fees to be based on time and materials to create report		
		- Minimum Fee	\$ 25.00	--
		Review of Comparable Property Records		
		Residential Field Card Report	\$ .25	--
		- for up to five comparable properties (per copy)		
		Commercial/Industrial/Apartment Field		
(10) Domestic Partnership	120	Registration	\$ 30.00	--
(11) Certified copy of various documents		To certify documents i.e. resolutions, ordinances, minutes, registration forms, etc. on file (per copy)	\$ 5.00	--
(12) Vacant Building Registration Fee	925	Single Family Home or Duplex - Vacant less than one Year	\$ 250.00	\$300.00**
		Single Family Home or Duplex - Vacant one Year or longer	\$ 250.00	\$350.00**
		Any other type of property of less than 20,000 square feet in building size AND less than 1 acres of lot size - Vacant less than one Year	\$ 500.00	\$550.00**
		Any other type of property of less than 20,000 square feet in building size AND less than 1 acres of lot size - Vacant one Year or longer	\$ 1,000.00	\$1,050.00**
		Any other type of property larger than 20,000 square feet in building size OR more than 1 acres of lot size - Vacant less than one Year	\$ 1,250.00	\$1,300.00**

		Any other type of property larger than 20,000 square feet in building size OR more than 1 acres of lot size - Vacant one year or longer	\$ 2,500.00	\$2,550.00**
--	--	---	-------------	--------------

\*\* Vacant buildings fees were increased to cover the cost of staff time for processing applications, communications with owners, CSO time in monitoring and inspecting properties multiple times a year, etc. For years, this fee has not even come close to what it costs the city to do this work.

## Section 12. - Room and Park Shelter Rental Fees.

Location	Description	Fee Classification	Fee	2021 Proposed
Richfield Municipal Center	Bartholomew Room	Civic and non-profit groups and governmental agencies	\$ 75.00/Hr (2-hour minimum)	--
		Resident groups	\$ 100.00/Hr (2-hour minimum)	--
		Non-Resident and other groups	\$500.00/4-hour block	--
Richfield Municipal Center	Heredia Room	Civic and non-profit groups and governmental agencies	\$ 65.00/Hr (2-hour minimum)	--
		Resident groups	\$ 80.00/Hr (2-hour minimum)	--
		Non-Resident and other groups	\$400.00/4-hour block	--
Richfield Municipal Center	Fred Babcock Room	Civic and non-profit groups and governmental agencies	\$ 65.00/Hr (2-hour minimum)	--
		Resident groups	\$ 80.00/Hr (2-hour minimum)	--
Richfield	Augsburg Room	Non-Profit	\$ 38.00/Hr	--

Community Center	Fireside Room	Resident Private	\$ 48.00/Hr	--
	Nicollet Room	Non-Resident: Private	\$ 55.00/Hr	--
	Ruth Johnson Room			
	Combined Nicollet/Augsburg or Richfield Room	Non-Profit	\$ 67.00/Hr	--
		Resident: Private	\$ 82.00/Hr	--
		Non-Resident: Private	\$ 93.00/Hr	--
	Kitchen	All Renters	\$ 36.00/booking Free with combined Nicollet/Augsburg room rental	--
Wood Lake Nature Center	Auditorium	Non-Profit	\$ 38.00/Hr	--
		Resident: Private	\$ 48.00/Hr	--
		Non-Resident: Private	\$ 56.00/Hr	--
Park Buildings (depending on availability)	Augsburg, Christian, Donaldson (East), Jefferson, Madison, Taft, Washington Park Buildings	All Renters	\$ 27.90/Hr (2hr min)	-
Park Shelters	Wood Lake Nature Center - Emily Day Pavilion		\$ 74.40/4-hour block	--
	Fairwood, Monroe, Augsburg Park Shelters		\$ 37.20/4-hour block	--
	Sheridan Park Shelter		\$ 74.40/4-hour block	--
	Veterans Park Shelter	<u>Monday – Thursday</u> Day: 4-Hour Block	1 Section: \$120.90 2 Sections: \$190.65 3 Sections: \$260.40  1 Section: \$93.00	-- -- --  --

		Evening: 3-Hour Block	2 Sections: \$148.80 3 Sections: \$195.30	-- --
	Veterans Park Shelter	<u>Weekend</u>  Day: 4-Hour Block  Evening: 3-Hour Block	1 Section: \$125.55 2 Sections: \$195.30 3 Sections: \$260.40  1 Section: \$97.65 2 Sections: \$153.45 3 Sections: \$199.95	-- -- --  -- -- --
Athletic Fields	Premium Baseball Fields	Resident	\$ 44.00/hr \$ 260.00/day (first 8 hrs)	-- --
	Donaldson, Roosevelt	Non-Resident	\$ 56.00/hr \$ 320.00/day (first 8 hrs)	-- --
	Premium Softball	Resident	\$ 25.00/hr \$ 120.00/day (first 8 hrs)	-- --
	Fields Lincoln, Taft	Non-Resident	\$ 35.00/hr \$ 175.00/day (first 8 hrs)	-- --
	General Baseball/Softball Fields	Resident	\$ 18.50/hr \$ 91.00/day (first 8 hrs)	-- --
	All other	Non-Resident	\$ 35.00/hr \$ 175.00/day (first 8 hrs)	-- --
	Soccer/Football Fields	Resident	\$ 52.00/hr	--
	Christian, Donaldson, Taft, Washington	Non-Resident	\$ 77.00/hr	--



Broomball/Hockey Rink	All broomball/hockey rinks	Resident	\$ 18.00/hr	--
		Non-Resident	\$ 26.00/hr	--
Tennis Courts	All parks	Resident	\$ 5.00/court/hr	--
		Non-Resident	\$ 6.00/court/hr	--
Open Space	All parks	Resident	\$ 18.00/hr	--
		Non-Resident	\$ 26.00/hr	--
Athletic Facility Light Use	Softball, Baseball, Soccer, Football, Hockey, Tennis	All renters	\$ 28.00/hr	--

Passed by the City Council of the City of Richfield this \_\_\_\_ day of \_\_\_\_, 2020.

\_\_\_\_\_  
Maria Regan Gonzalez, Mayor

ATTEST:

\_\_\_\_\_  
Elizabeth VanHoose, City Clerk