



# Richfield Garbage and Recycling

## A guide to the city's solid waste and recycling services

Included in this guide:

- Service overview, pricing, and cart size options
- How to find and contact your hauler
- Recycling calendar, materials accepted, and tips
- How to sign up for organics recycling, materials accepted, and tips
- Disposal information for yard waste, bulky items, and hazardous waste
- Tips for reducing waste and increasing reuse

City of Richfield  
Rachel Lindholm  
Sustainability Specialist  
[garbageandrecycling@richfieldmn.gov](mailto:garbageandrecycling@richfieldmn.gov)  
612-861-9188



# Garbage and recycling services

This guide provides comprehensive information about garbage and recycling services offered in Richfield.

## Service and cart options and pricing

Cart size options and fees for trash, recycling, organics recycling, and yard waste are listed below. Large carts are around 95 gallons in size, medium carts are around 65 gallons, and small carts are around 35 gallons.

You can change your cart sizes one time per year at no extra cost. If you wish to change the size of multiple carts, you must do that at the same time to avoid extra fees. Any additional cart size changes in a year will be charged \$42.44. Contact your hauler to change your cart size.

You will be billed quarterly, except for bulky item pickups. Residents may be billed for bulky items when scheduling a pick up. You will be billed on the 5th day of the month and payment must be received by the 25th day of the month. Invoices not paid by the due date are subject to a 5% monthly late fee. Find details about pricing for extra services at [www.richfieldmn.gov/garbage](http://www.richfieldmn.gov/garbage).

## Trash

Trash collection is a required service. Choose one option based on your desired cart size and pick up frequency. Prices vary.



### Small

Biweekly service:  
\$30.06 quarterly  
(\$120.24 annually)

Weekly service:  
\$38.21 quarterly  
(\$152.86 annually)



### Medium

Weekly service:  
\$48.51 quarterly  
(\$194.04 annually)



### Large

Weekly service:  
\$58.80 quarterly  
(\$235.22 annually)

## Recycling

Recycling collection is a required service. Choose your desired cart size. Price is the same for all cart sizes.

Biweekly service:  
\$21.44 quarterly (\$85.76 annually)



Small



Medium



Large

## Organics recycling

You must opt in to receive an organics recycling cart. Everyone pays for the service.



Small

Weekly service:  
\$16.22 quarterly  
(\$64.89 annually)

## Yard waste

Yard waste is an optional service.



Large  
(medium available  
upon request)

Weekly service (April  
15 – November 30)\*:  
\$106.09 annually

Pay-per-bag option:  
\$5.30/bag

Holiday tree pickup:  
\$12.73

\*Can use hauler-provided carts, bags, or both for weekly service. Yard waste season can end early due to significant snowfall. The city and haulers will work to inform residents if the season ends before November 30.

*Service rates are subject to change based on the contract.*

# Guidelines

## Setting out your carts

**Place carts on or next to your driveway, no more than 3 feet from the curb or alley. Carts should not be placed alongside any fixed objects or structures, including garages. Make sure there is at least 3 feet between carts to ensure safe and efficient service.**

All materials must be placed at your collection point by 7 a.m. on your collection day. You are responsible for what is placed at your collection point. If your carts are not set out timely or properly according to guidelines, and you request a later pickup, you will be charged a late set out collection fee.

City ordinance states that carts, bulky items, and yard waste cannot be placed in the street, but should be placed on the boulevard or driveway instead. Per city ordinance, residents must remove all containers and any materials not picked up by the hauler by the end of the collection day. Failure to move carts may result in a citation from Richfield code enforcement staff.

## Educational tags

Please watch for any educational tags placed on the handle of your cart(s). This is important information that could affect your service.

## Holiday collection

If your collection day is on or follows a major holiday, collection will be delayed by one day. Major holidays include: New Year's Day, Memorial Day, Independence Day, Labor Day, Thanksgiving Day, and Christmas Day.

## Maintaining your carts

Please keep your cart clean. City and/or hauler staff do not clean carts. To clean your carts, put a little dish soap and baking soda into the cart and spray with water to clean it out. Do not paint or alter the exterior of your carts. Your carts are the property of your hauler.

## Snow and ice removal

All carts must be shoveled out by 7 a.m. on your collection day. Snow and ice should be cleared as necessary in order to place carts at ground level to be accessible for the hauler. Haulers will not collect your garbage, recycling, yard waste, or organics if the carts are not serviceable.

## Walk-up collection

Complimentary walk-up collection is available for eligible residents who apply and receive city approval. A clear path will be required for the hauler to access and return carts. Haulers will provide walk-up collection for convenience reasons for an additional fee. Contact the city or visit [www.richfieldmn.gov/garbage](http://www.richfieldmn.gov/garbage) to fill out the request form.

## Extended leave and suspending collection

Residents must give their hauler at least one week's notice that they will not need service for at least four consecutive weeks because of an extended leave. A credit will be applied to the next bill. Services will resume on the regularly scheduled collection day, provided that the hauler is given at least five business days' notice. This suspension can only occur if the house is unoccupied and can last for no longer than six months total annually. Collection cannot be suspended in order to share service.

## Overflow trash

Trash must be placed into your cart with the lid closed. Any bags that do not fit into your trash cart will be considered overflow trash and charged accordingly. Items left next to the trash cart unbagged will be considered bulky waste and charged accordingly. If overflow trash is regularly put out for collection, you and your hauler should discuss upgrading your trash cart or adding an additional cart.

## Hauler contact information

Contact your hauler with any questions about your garbage and recycling services, including billing, or to switch or add services or cart sizes.

### Aspen Waste

612-884-8008

[mncustomerservice@aspewaste.com](mailto:mncustomerservice@aspewaste.com)

[aspewaste.com](http://aspewaste.com)

### Waste Management

952-890-1100

[wmrichfieldsetup@wm.com](mailto:wmrichfieldsetup@wm.com)

[WM.com](http://WM.com)

### Republic Services

952-941-5174

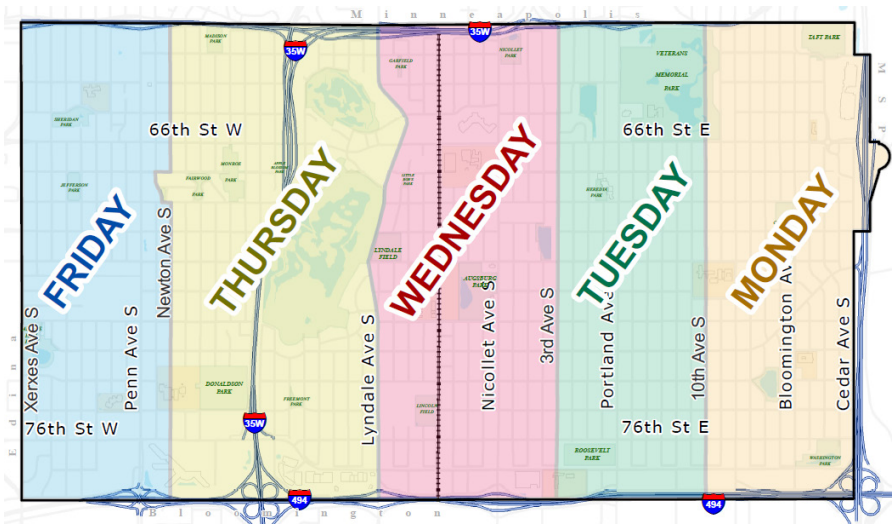
[richfieldservicechange@republicservices.com](mailto:richfieldservicechange@republicservices.com)

[republicservices.com](http://republicservices.com)

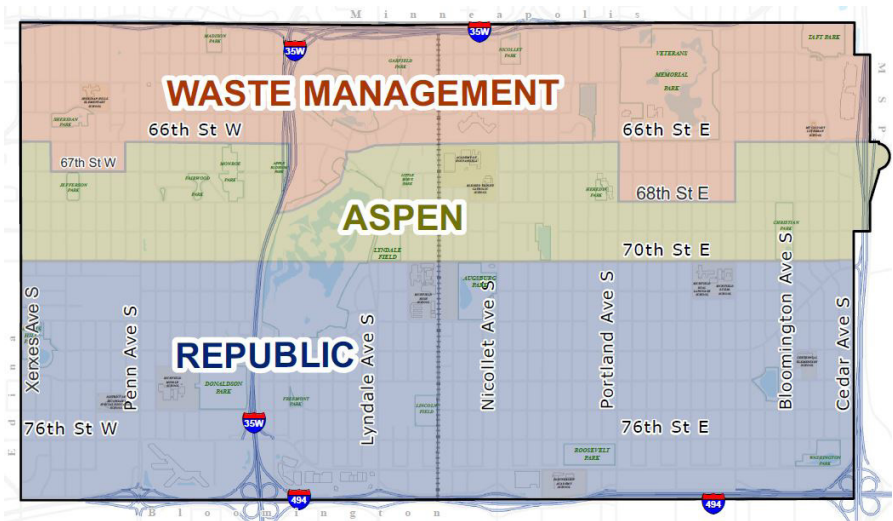
# Collection days and hauler contact

Your address determines your collection day and hauler. You can also get this information at [www.richfieldmn.gov/garbage](http://www.richfieldmn.gov/garbage) or by calling 612-861-9188.

## Your collection day



## Your hauler



# Garbage and recycling calendar

Recycling is picked up every other week. Trash and organics are collected weekly, unless you opt in to biweekly trash service. Yard waste is collected weekly from April 15 to November 30.

- Recycling and trash (if biweekly)
- Holiday; all pick up is delayed by one day
- Holiday tree collection (must schedule with your hauler)

JANUARY 2024						
S	M	T	W	Th	F	S
	1	2	3	4	5	6
7	8	9	10	11	12	13
14	15	16	17	18	19	20
21	22	23	24	25	26	27
28	29	30	31			

FEBRUARY 2024						
S	M	T	W	Th	F	S
				1	2	3
4	5	6	7	8	9	10
11	12	13	14	15	16	17
18	19	20	21	22	23	24
25	26	27	28	29		

MARCH 2024						
S	M	T	W	Th	F	S
					1	2
3	4	5	6	7	8	9
10	11	12	13	14	15	16
17	18	19	20	21	22	23
24	25	26	27	28	29	30

APRIL 2024						
S	M	T	W	Th	F	S
31	1	2	3	4	5	6
7	8	9	10	11	12	13
14	15	16	17	18	19	20
21	22	23	24	25	26	27
28	29	30				

MAY 2024						
S	M	T	W	Th	F	S
			1	2	3	4
5	6	7	8	9	10	11
12	13	14	15	16	17	18
19	20	21	22	23	24	25
26	27	28	29	30	31	1

JUNE 2024						
S	M	T	W	Th	F	S
2	3	4	5	6	7	8
9	10	11	12	13	14	15
16	17	18	19	20	21	22
23	24	25	26	27	28	29
30						

JULY 2024						
S	M	T	W	Th	F	S
	1	2	3	4	5	6
7	8	9	10	11	12	13
14	15	16	17	18	19	20
21	22	23	24	25	26	27
28	29	30	31			

AUGUST 2024						
S	M	T	W	Th	F	S
				1	2	3
4	5	6	7	8	9	10
11	12	13	14	15	16	17
18	19	20	21	22	23	24
25	26	27	28	29	30	31

SEPTEMBER 2024						
S	M	T	W	Th	F	S
1	2	3	4	5	6	7
8	9	10	11	12	13	14
15	16	17	18	19	20	21
22	23	24	25	26	27	28
29	30					

OCTOBER 2024						
S	M	T	W	Th	F	S
		1	2	3	4	5
6	7	8	9	10	11	12
13	14	15	16	17	18	19
20	21	22	23	24	25	26
27	28	29	30	31		

NOVEMBER 2024						
S	M	T	W	Th	F	S
					1	2
3	4	5	6	7	8	9
10	11	12	13	14	15	16
17	18	19	20	21	22	23
24	25	26	27	28	29	30

DECEMBER 2024						
S	M	T	W	Th	F	S
1	2	3	4	5	6	7
8	9	10	11	12	13	14
15	16	17	18	19	20	21
22	23	24	25	26	27	28
29	30	31				



# Recycling Guide

## Paper



- Mail, office, and school papers
- Magazines and newspapers
- Flattened boxes and cardboard

## Metal



- Food and beverage cans

## Cartons



- Milk cartons and juice boxes
- Soup, broth, and wine cartons

## Plastic



No plastic bags



Recycle plastics # 1, 2, and 5 that are:

- **Bottles:** water, soda, juice, salad dressing, shampoo, liquid soap
- **Jugs:** milk, juice, laundry detergent
- **Cups:** yogurt, pudding, fruit
- **Tubs:** margarine, cottage cheese
- **Containers:** produce, deli, takeout

## Glass



- Food and beverage bottles and jars

For more detailed recycling information, visit [richfieldmn.gov/recycling](http://richfieldmn.gov/recycling)



# Recycling tips

## Place recycling loose in your cart

Recycling is easier to sort at the recycling facility when it is loose in the cart.



Place recycling loose in your recycling cart.



Collect recyclables in a reusable container or bag and empty it into your cart. If you collect recycling in a paper bag, empty the bag and place it separately in the cart.



Do not put plastic bags or bagged recycling in your recycling cart.

## Recycling preparation tips

Take these steps to ensure that the items you place in your recycling cart make it through the recycling process and actually get recycled:

- Items should be clean and empty – give them a quick rinse before recycling.
- Remove everything from boxes and collapse them.
- Don't crush cans, plastic bottles or cartons.
- Leave plastic caps on plastic bottles and jugs. Remove plastic caps from metal and glass containers.



## Extra recycling

Place extra recycling in a paper bag and set next to your recycling cart. Make sure extra bags and boxes don't weigh more than 40 pounds. If you consistently have extra recycling, you can request a larger or additional cart by calling your hauler.

# Know what goes in your recycling cart

## Avoid “wish-cycling”

At some point, we’ve all probably put something in our recycling cart that we weren’t sure was actually recyclable. This is called “wish-cycling.”

Although you may want to recycle everything, the best thing you can do to support recycling is to only recycle the items listed on the recycling guide. These items can be sorted properly at recycling facilities and made into new products.

## Keep these items out of your recycling cart

These items can damage equipment at recycling facilities, harm employees, or do not have strong markets to be turned into new products.

You can still recycle some of these items at drop-off locations. And for all of these items, think about ways you could avoid them – purchase high-quality items, buy used items, and find durable, reusable, or compostable alternatives.



**Plastic bags and film:** These items get tangled in the equipment at recycling sorting facilities and interfere with the recycling process. Bring to a retail drop-off to be recycled.



**Large plastic items:** Plastic lawn furniture, laundry baskets, storage tubs, and plastic toys are difficult to sort at recycling facilities and there aren't good markets for recycling them. Purchase high-quality items, use them for as long as possible, and donate items that are in good shape when you're ready to get rid of them.



**Random metal items:** Pots, pans, pipes, hangers, tools, and other random metal items can damage equipment and harm workers at recycling sorting facilities. All metal can be recycled, just not in your recycling cart at home – bring these items to a scrap metal recycler. Find options on the Hennepin County Green Disposal Guide at [hennepin.us/grendisposalguide](http://hennepin.us/grendisposalguide)



**Batteries:** These are too small to be sorted at recycling facilities, and certain batteries can cause fires. Batteries should be recycled at places like the county drop-off facilities. Visit [hennepin.us/batteries](http://hennepin.us/batteries) for options.



**Bags of recyclables:** Don't put your recycling in bags in your recycling cart. Recyclers can't tell what's in the bag, so your items might not get recycled. Place recycling loose in your cart.



**Paper cups and plates and plastic utensils and straws:** These items are often contaminated with food, are difficult to sort at recycling facilities, and don't have good recycling markets. Avoid them by using reusable options.

# Give back to nature with organics recycling



About 25% of our trash is organic materials that can be composted. Recycling organic materials including food scraps, food-soiled paper, and compostable products is an easy way to reduce your trash and protect the environment!

## Sign up

There is no extra charge to participate in organics recycling because all residents pay for it, but you do need to sign up to participate. Any resident, including renters, can sign up. To sign up for collection, contact your hauler or the city.

## How does organics recycling work?

It's as easy as 1, 2, 3!



**Sort it.** Separate your food scraps, coffee grounds, paper towels, tissues and other organics into a BPI certified compostable bag.



**Drop it.** Place your bagged organics in the green organics cart. Pizza boxes and egg cartons can be placed loose in your organics recycling cart without being bagged.



**Roll it.** Place your organics cart out for weekly collection. Setting your cart out weekly will help prevent smells and pests.

## Certified compostable bags



Accepted brands of certified compostable bags include Bag to Nature, BioBag, EcoSafe, and any others that have the BPI certified logo.

Local stores that carry certified compostable bags include Cub, Home Depot, Lakewinds, Menards, Target, and several ACE hardware stores. Online options are available as well. Visit [richfieldmn.gov/organics](http://richfieldmn.gov/organics) for more information.

# Organics Recycling Guide



## All food

- Fruits and vegetables
- Meat, fish and bones
- Dairy products
- Eggs and egg shells
- Pasta, beans and rice
- Bread and cereal
- Nuts and shells



## Food-soiled paper

- Pizza boxes from delivery
- Napkins and paper towels
- Paper egg cartons



## Certified compostable products

- Compostable paper and plastic cups, plates, bowls, utensils and containers

Look for the BPI logo on certified products.



## Other compostable household items

- Coffee grounds and filters
- Hair and nail clippings
- Cotton balls and swabs with paper stems
- Houseplants and flowers
- Wooden items such as chopsticks, popsicle sticks and toothpicks



**Not accepted:** Yard waste • bandages • diapers • menstrual products • animal and pet waste, litter or bedding • cleaning or baby wipes • grease or oil • Styrofoam™ • dryer lint and dryer sheets • recyclable items (cartons, glass, metal, paper, plastic) • frozen food boxes • microwave popcorn bags • gum • fast food wrappers • products labeled “biodegradable”

## Why participate in organics recycling?

Everyone has their own reason for signing up for organics recycling. A few common reasons:


- **It's good for the environment.** Composting returns nutrients to the soil and helps grow healthy plants.
- **Reduce waste and save money.** Since so much of our trash includes materials accepted for organics recycling, you may be able to reduce the size of your garbage cart and save money.
- **It's easy.** Once you find the setup that works for you, organics recycling becomes an easy part of your routine.



## How does curbside organics recycling compare to backyard composting?



Organics recycling allows you to conveniently compost more materials without needing to maintain a backyard compost bin. Organics collected through the city program goes to a large-scale, commercial composting facility that kills bacteria and breaks down items that cannot be composted in a backyard compost bin. Additional materials that can be composted in curbside organics recycling includes dairy products, meat and bones, paper towels and napkins, pizza boxes from delivery, and BPI certified compostable products.



Backyard composting is still a good option for recycling fruit and vegetable scraps and yard waste into a soil amendment that you can use at home.

# Tips for collecting organics recycling

## Find a container that works for you



There are many options for containers you use to collect organics recycling in your home – some you may already have. Use an ice cream pail, coffee can, or cottage cheese container. Convert an existing garbage can into an organics container. You can also purchase a kitchen pail from a grocery, hardware or retail store or order one online.

## Remove liquids and keep it cool



Drain excess liquids before placing food scraps in your collection container. You can keep “wet” organics in your refrigerator or freezer, or place paper towels or newspaper at the bottom of your container. This all helps to slow the decomposition of food, reduce odors, prevent flies, and help compostable bags last longer.

## Know what is accepted



Know what is accepted for organics recycling and keep non-compostable materials out. Receiving organics free of contamination allows local composters to consistently produce clean, nutrient-rich compost that people want to purchase and use.

If you aren't sure what to do with an item, refer to the organics recycling guide or put it in the trash.

## Focus on collecting food



Spoiled food and food scraps are the most common material in the trash and the most nutrient-rich material in the composting process, which makes them the most important material to collect for organics recycling.

## Label your containers



Label your containers so everyone in your household knows how to sort their waste. Order free labels for your recycling, organics recycling and trash bins at [hennepin.us/organics](http://hennepin.us/organics).

# Yard waste

Yard waste is collected weekly  
April 15 through November 30



Yard waste is collected seasonally, weather permitting. Yard waste must be placed at the alley or curb by 7 a.m. on your collection day. Contact your hauler to sign up for yard waste collection or holiday tree collection.

## Yard waste containers and bags

Yard waste may be placed in hauler-provided carts or Kraft brown paper bags. Each bag, container, or bundle of brush must weigh less than 40 pounds. Haulers will collect a maximum of 20 brown paper bags and/or bundles per household per collection week in addition to cart(s), if applicable.

Materials accepted	Preparation requirements
<b>Leaves and other vegetation</b> Includes: acorns, bark, garden plants, grass clippings, pine cones, pine needles, prunings, twigs, straw or hay.	<ul style="list-style-type: none"><li>• Place unbagged in the hauler-provided cart or bag in Kraft brown paper bags.</li><li>• Each bag must weigh less than 40 lbs.</li></ul>
<b>Brush and branches</b> Brush and branches must 3 inches or less in diameter.	<ul style="list-style-type: none"><li>• Bundle with twine or rope. No wire.</li><li>• Each bundle must be less than 3 feet long.</li><li>• Each bundle must weigh less than 40 lbs.</li></ul>
<b>Holiday tree collection</b> Collection will occur every year for two full service weeks, starting on the first Monday after the New Year's holiday or the observed New Year's holiday.	<ul style="list-style-type: none"><li>• Only natural, unpainted trees.</li><li>• No bags (plastic or compostable).</li><li>• Remove decorations such as wires, stands, ornaments, and tinsel from the tree.</li></ul>

## Pay-per-bag yard waste pickup

You do not need to have weekly yard waste service to have yard waste picked up during the season - you can pay-per-bag. Contact the city or your hauler to schedule a bag pickup before your next service day. All regular yard waste preparation rules apply.

**Not accepted:** Dirt • sod • stumps • branches wider than 3 inches in diameter and/or longer than 3 feet

Find disposal options for materials not accepted at [hennepin.us/yardwaste](http://hennepin.us/yardwaste)



# Bulky items and electronics

Bulky items and electronics need to be disposed of responsibly, especially those containing chemicals and electronics, as required by state law. To help residents do this, haulers will pick up items when requested. You must contact your hauler to schedule a special pickup.

## Bulky waste services

Fees include base collection and disposal services only. Additional taxes and fees may apply.

- **Small items:** \$37.13 each for items that weigh less than 50 pounds. Examples include small furniture, like a small chair, bookcase, ottoman, table, or desk; lawn furniture; lawnmowers ; dehumidifiers.
- **Large items, appliances, and furniture:** \$58.35 each for items that weigh more than 50 pounds. Examples include freezers, refrigerators, snow blowers, stoves sofas, loveseats, box springs, reclining chairs, wooden picnic tables, and hide-a-beds.
- **Mattresses:** \$63.65 each for all size mattresses.

## Electronic waste services

Fees include base collection and disposal services only. Additional taxes and fees may apply.

- **Small items:** \$31.83 each for items that weigh less than 20 pounds and do not have a screen or monitor. Examples include computer hard drives, keyboards, VCRs, and DVD players.
- **Large items:** \$42.44 each for items that weigh more than 20 pounds and have a screen or monitor. Examples include computer monitors and TVs.
- **Extra large items:** \$84.87 each for items that weigh 100 pounds or more. Examples include tube TVs. You must identify the type and approximate weight at time of scheduling.

# Hazardous waste and problem materials

## Hennepin County drop-off facilities

Hennepin County has two drop-off facilities that accept hazardous waste and problem materials.

Drop-off facilities are located in:

- **Brooklyn Park:** 8100 Jefferson Highway, Brooklyn Park, 55445
- **Bloomington:** 1400 W 96th Street, Bloomington, 55431

Learn more at [hennepin.us/dropoffs](https://hennepin.us/dropoffs)

### Materials accepted include:

- Automotive fluids
- Batteries
- Cords and string lights
- Electronic media
- Household cleaners and solvents
- Lawn and garden products including herbicides and pesticides
- Mercury-containing items like fluorescent light bulbs, thermometers, and thermostats
- Paints, stains, and varnishes
- Propane and gas cylinders that are one-pound or smaller
- Scrap metal – drain fluids and remove all non-metal parts



## Additional drop-off options

- **Hazardous waste collection events:** Collection events provide more convenient local disposal options for household hazardous wastes. Visit [hennepin.us/collectionevents](https://hennepin.us/collectionevents) for a schedule and materials accepted.
- **Medicine drop boxes:** Safely dispose of unused and unwanted medicines. Find locations at [hennepin.us/medicine](https://hennepin.us/medicine)
- **Green Disposal Guide:** Not sure how to get rid of something? Find recycling, reuse, and disposal options at [hennepin.us/greendisposalguide](https://hennepin.us/greendisposalguide)

## Free product centers

Residents can pick up usable products that were previously dropped off for free at the Free Product Centers located within each drop-off facility. Examples of products you may find include adhesives and glues, aerosols, automotive products, cleaners, paints, and stains. Learn more about guidelines and limits before you visit at [hennepin.us/dropoffs](https://hennepin.us/dropoffs)

# Reduce your impact

Keep in mind that while recycling and composting are good, the best option to reduce our impact is to not produce waste in the first place. Here are some resources to help you waste less and live better.

## Be a thoughtful consumer

Only buy what you need, buy high-quality items that are designed to last, and consider alternatives to buying new. Find local retailers and low-waste lifestyle tips at [hennepin.us/choosetoreuse](https://hennepin.us/choosetoreuse)



## Prevent wasted food

Food that could have been eaten makes up about one-quarter of both what's in the trash and organics carts. By making sure to only buy what we'll eat and then eat what we buy, we can save money, fight climate change, provide for our families, and improve our cooking skills. Learn how to prevent wasted food at [savethefood.com](https://savethefood.com)



## Repair and maintain

Get free guided assistance from volunteers to repair or mend items at a monthly Fix-It Clinic. Learn more at [hennepin.us/fixitclinic](https://hennepin.us/fixitclinic)



## Reuse and recycle building materials

From light fixtures and cabinets to flooring and wood framing, many building materials can be reused. Hennepin County even offers grants to save materials or use reclaimed building materials in your project. Learn more at [hennepin.us/deconstruction](https://hennepin.us/deconstruction)





---

**City of Richfield**  
6700 Portland Avenue  
Richfield, MN 55423

PPSRT STD  
U.S. POSTAGE  
PAID  
TWIN CITIES, MN  
PERMIT NO. 3273