Binaakwii—Giizis October 2012
Falling Leaves Moon

Red Cliff Education Division Newsletter

Inside this issue:

Classroom Updates

Community Event Calendar

Fall Festival

Halloween Safety Tips

Job Openings

Halloween Recipes

Halloween Craft idea

NAME OUR BUSSES!

ECC Fall Festival

Well the first month has passed and we are happy to have all the smiley faces back at school. As we enter into October, we have many things to look forward to including Applefest, picture day, fall festival, and we cannot forget Halloween!!

The ECC will host it's annual Fall Festival on Tuesday October 30th from 9:00am at the ECC. This will be a regular school day with parents and home base families invited to join center based children!! The morning will consist of games, gifts and a feast!! We will have cookie walk, fish pond, face painting and a special feast! Please come visit the center for the morning and enjoy the fun times with the children and a great lunch! Any questions, please call Nicole (ext 253) or Nicky (ext 243) at 779-5030.

Special points of interest:

- In-Home Child Care Providers Needed, please see Nicole or Kim if you are interested.
- Fall Fest October 30th 9-11am
- ECC Picture day : Tues. Oct. 9 and Weds. Oct. 10.
- Family Pictures: Weds. Oct. 17 at the ECC Center 3-6pm

Head Start Field Trips

Head Start Field Trips for the month of October:

Ericksons Orchard 9:30am depart, return by 11 a.m.

16th– Ma'iingan
17th– Migizi
18th– Mashkodebizhiki

CORN MAZE/Pumkin Patch 9a.m depart, return by lunchtime

23th– Ma'iingan
24th– Migizi
25th- Mashkodebizhiki

Parents are encouraged and welcome to attend the field trips! Please contact your child's teacher if transportation is an issue for your family and we will see if accommodations can be made!

Binaakwii - Giizis
October 2012
Community/ECC Events

Sunday	Monday	Tuesday	Wednesday	Thursday	Friday	Saturday
	1 ECC/Tribe Closed	2 WIC Pick up	3 JOM/Title VII Mtg 4:30 Lower Tribal Office	4 Pow Wow 10:30am	5 *Applefest* *ECC staff Appreciation (ECC Closed) *Early Release for Bayfield @12:45	6 *Applefest*
7 *Applefest*	**8** **WIC Pick Up** ***Bayfield School**	9 **ECC Picture Day** **WIC Pick up** ***5pm Policy Council Mtg***	10 **ECC Picture Day**	11 Pow Wow 10:30am	12	13
14	15	16 Maiingan FT to Erickson's Tribal Council Mtg 4:30pm	17 Migizii FT to Erickson's ***Family Picture Day 3-6pm @ ECC**	18 Mashko. FT to Erickson's Pow Wow 10:30am	19	20 Food Share @ Youth Center $25 10-1
21	22 *Bayfield School Board Mgt @ 6pm	23 Maiingan FT to Corn Maze	24 Migizii FT to Corn Maze	25 Mashko. FT to Corn Maze Pow Wow 10:30am	26	27
28	29	30 **ECC Fall Festival 9am (Regular School Day)** *Red Cliff Gate Night*	31 Happy Halloween	Pow Wow 10:30am Trick or Treat		

Home Base News OCTOBER

All families are enrolled for home base and we are busy scheduling home visits!! We encourage families to make regular schedules with home base teachers as this creates a routine for both family and staff.

Important dates in October:

Tuesday, October 30th: Fall Festival 9am @ ECC. Activities, socialization and a special lunch! Please bring your child to visit the Center at this time and participate in the activities!!

Weekly Pow wows are held on Thursday's at 10:30am and Home Base families are encouraged to attend!

Family Resource Coordinators will be contacting Home Base families to set up home visits and these services are in addition to Home Base visits.

~Cindy (ext 238) Amber (ext 235)
& Gena (ext 236)

Waabooz:

We are so excited to start to know your child, this bonding from Karen, Fred and Teresa, is so important for your child and us. We are so happy to have your child, watching, exploring, and getting to know their teachers.

We are going to be working on harvest (Daagwaagin),

Our two new words for this month are Milk-doodooshaaboo, and eat -wiisini,easy words but these words we will be using for our children and you will get a ring for home also for our Ojibwe words.

Our pictures are 9/9/12 and 9/10/12.

Remember we will be going out side every day weather permitting, so please bring warm clothes, our little Waabooz really enjoyed going agwajiing.

Miigwech to all our parents getting all the paperwork in and all the new items and such to help with this transition for happy children.

Teresa,Karen,Fred

Amik Room

October is here! The Amik's have adjusted well to no cribs and drinking from a cup with no lid. Thank you all for working on that at home!! Please keep working on your child using his/her silverware.

In this month, we will be learning about apples, pumpkins and fall. The Ojibwe words that we will be using are:

Mishimin– Apple
Okosiman– pumpkin
Dagwaagin– Fall

We are also working on a new song:

Way up high in the Apple Tree
Two little apples smiled at me
I shook that tree as hard as I could
Down came the apples
Mmm. Were they good!

If you have any questions or concerns please feel free to contact us at 715-779-5030 ext 225
Thanks, Jamie and Wendy

Binaakwii-Giizis

Makwa Abiwin

Boozhoo Makwa Families!

We have had a great start of the year. Each of the children have grown so much. We are talking, playing and learning everyday.

We have found that our time in the woods is very valuable. We are conducting most of our activities out there. We do science and circle time and lots of running. We play pretend (like lets pretend to build a fire and roast marshmallows).

This month we will continue to enjoy our time outside. We will watch the world as it changes around us. We will be talking about the weather, the changing trees and watch the birds fly south. We will continue to work on numbers and letters, with an emphasis on matching.

PLEASE REMEMBER!!!

We need lots of extra clothes, especially **warm layers** that are **ok to get messy** so we can go outside comfortably.

Binakwii-Giizis

Ikidowinan

- **Boodawe:** S/he builds a fire
- **Noopimiing:** In the woods
- **Weweni bizindawishin** Listen carefully
- **Naabitawishin:** Copy me.

Esiban News

Boozhoo! September was a great month!! We are excited for October!

We continue each day to use as much Ojibwe in the Classroom. We encourage all families to practice the words they know at home.

Dates to Remember!!

Fall Festival at ECC Tuesday, October 30th 9am-11am (Regular School Day)

Red Cliff Health Fair Nov 16, 2012

Parents and families are welcome into our classroom at any time and are also welcome to join us for any special events each month.

Daga: Please
Boozhoo: Hello
Wiisini: Eat
Gigaawaabamin: See you again
Namadabin: Sit down
Giziibiigininjiin: Wash hands
Agindaasdaa: Let's Read
Agwajiing Izhaadaa: Let's go outside
Badaka'igan: Fork
Emikwaan: Spoon

Double Vowel Pronunciation Guide
A = uh as in lug
AA = ah as in autumn
E = ay as in bay or hay
' = glottal stop = brief pause
I = ih as in ick or ish
II = ee as in seen or bean
O = oh as in Ojibwe
OO= oo as in moon or loon

~Nadine & Amber 779-5030 ext 241 (classroom) ext 242 (office)

Ma'iingan News

What's New...

September was a busy month, settling back into our school day routine. The children were so happy to be back at school and we were happy to welcome them back. We are also welcoming new children into our classroom. And we are enjoying getting to know our new friends.

We are currently working on building friendships and a community in our classroom. The children are learning the rules of the classroom as well as how to be a good friend. We are working on skills such as following directions, practicing good manners at the table and being kind to one another. What an amazing group of caring and thoughtful children we have in this classroom!!

A big thanks to all of our families for making the time to meet with us for home visits. It was a great way to get to know our families and learn more about your children. We are very excited to work with you all this year!

Have a happy Applefest!

What's Happening...

This month we will begin working on a unit on apples and a unit on pumpkins. We will be focusing on the fall weather changes happening around us. The children love to experience nature first hand so we will be taking them outside as much as possible to enjoy this beautiful season, dagwaagin (Autumn).

Upcoming field trips:

October 16th—Erickson's Orchard (Bayfield)

October 23rd—Corn Maze and Pumpkin Patch (Ashland)

Newsletter

October 2012

Special Reminders:

Please send extra clothes for your child to keep at school.

Please remember to have your child to school by 9:00 am if you are bringing them in.

Ojibwemowin:

It's windy

chinoodin

Good Morning

Mino Gigi Zheb

Good Night

Mino Dibikad

October In The Migizi Room

Activities Oct. 9 & 10 are the ECC picture days, Oct. 18 field trip to the Apple Orchards, Oct. 23 field trip to the Corn Maze, Oct. 30 Fall Harvest at ECC. Oct. 31 a field trip to experience Halloween decorations at a local home.
Please feel free to participate in any of the activities going on through out the month!

In the classroom this month we are meeting and getting to know each other, what our classroom is like, and what we do each day in the room. We are working on holding our scissors the right way and cutting on a line., color and shape identification.

Ms. Diann will be starting her Talking About Touching curriculum, starting with seat belt safety, Ms. Tracy will be doing Math and Science activities, and Ms Patsy will be starting the Second Step curriculum with getting to know each other. Keep watch in their bags for letters about each curriculum and print outs of recipes or cool science projects you can do with your child.

We will be outside playing or taking walks so please have the needed clothing for your child. We want them to be able to have fun and use the outdoors as a learning experience.

Ms. Diann, Ms. Tracy, Ms. Patsy

Mashkodebizhiki Room

Boozhoo. The school year is off to a great start! Thank you to everyone for sending extra clothes to stay at school. Remember, the weather is still hot and cold so please dress your child in layers so they can enjoy the outdoors and be comfortable.

With cold and flu season coming we are really working hard at encouraging proper hand washing. This includes using warm (not cold) water, getting the germs off our hands and out from under our nails and using a paper towel to turn off the faucet. It would benefit everyone if these techniques were followed through with at home. Fewer sick days for the kids mean happier kids and less missed days at work for mom and dad.

We will be going to Erickson's orchard as well as the corn maze on Hwy. 2 this month. We would love to have parents come with us so watch for the flyer and give us a call.

It is a great time of year to spend some time outside and enjoy the people around you. Collect some leaves and make a picture or take a walk to re-energize or unwind. Whatever it is you do, remember, it is the time you spend with each other that matters. Have some fun and make some memories.

Enjoy the fall colors!

Ms. J, Ms. Virginia and Ms. Jenn

2012 ECC Picture Day!

The ECC will be taking your child's school portrait this year!

***Tuesday, October 9th:**
Head Start 8am-11am
Home Base 12-2pm

***Wednesday, October 10th:**
Early Head Start
Center Based 8am-10:30am
Home Base 10:30am-2pm

~LARGE MOTOR ROOM~

Each child will receive a FREE $10 package which includes:
3 8x10
4 5x7
4 4x6
8 Wallets
CD of Photos

Dual custody families will each receive $5 package:
1 8x10
3 5x7
8 Wallets
CD of Photos
Dual families can pay an extra $5 (CASH) to receive the $10 package.

Each family will receive a disk with all photos of their children. Families will have the opportunity to print more pictures off their disks at their own expense. (Walmart, Walgreens, Computer, etc.)

For more information please contact Nicole 779-5030 ext. 253

Family Picture Day

The ECC will be offering family pictures free of charge!

Please bring your family to the ECC and have photos taken. No photos will be printed; disks will be given or photos added to child's disk if they are an enrolled ECC child. Disks will be distributed upon completion of editing. Event encouraged for families with children ages 0-5. Waiting list families are encouraged to attend!!

Wednesday, October 17th

3-6pm @ ECC

Please contact Nicole (ext 253), Jenn (ext 247) or Gena (ext 236) at 779-5030 with any questions.

No appointments, first come-first served style, you may have to wait.

2012-2013 ECC Policy Council!

Congratulations to those parents elected!!

Head Start Parent Rep: Gerri Gordon
Head Start Parent Rep: Elizabeth King
EHS Center Based Parent Rep: Sierra Christiansen
Home Base Parent Rep: Amanda Cadotte
Home Base Parent Rep: Jessie Defoe
Community Rep: Angela Defoe (Charette)
Community Rep: Autumn Montano
Tribal Council Liaison: Jeanne Gordon

1st meeting October 9th 5pm @ ECC

Meeting schedule to follow.

All parents are welcome to attend meetings!!

NAME OUR BUSSES!

ECC Contest!!

The ECC is having a contest! We are seeking input from parents for a creative name for both busses!

Please consider Ojibwe culture, creativity and child friendly!

Make your submissions to Nicky Gurnoe, Head Start Director by October 30th. Policy Council will make a decision at their November meeting.

Winner will receive a prize!!

Contact Nicky Gurnoe for more information or questions at 779-5030 ext 243.

Join us as we celebrate Fall and all it's beauty at the ECC!! We will have games, special activities for the children and a feast!! Center and Home Based families invited!!

Thursday, October 30th 9:00am

- *Face Painting
- *Cookie Walk
- *Pumpkins!!
- *Fish Pond
- *Feast



Parents are invited and welcome to attend this event. This is a regular school day. Any questions, call 779-5030.

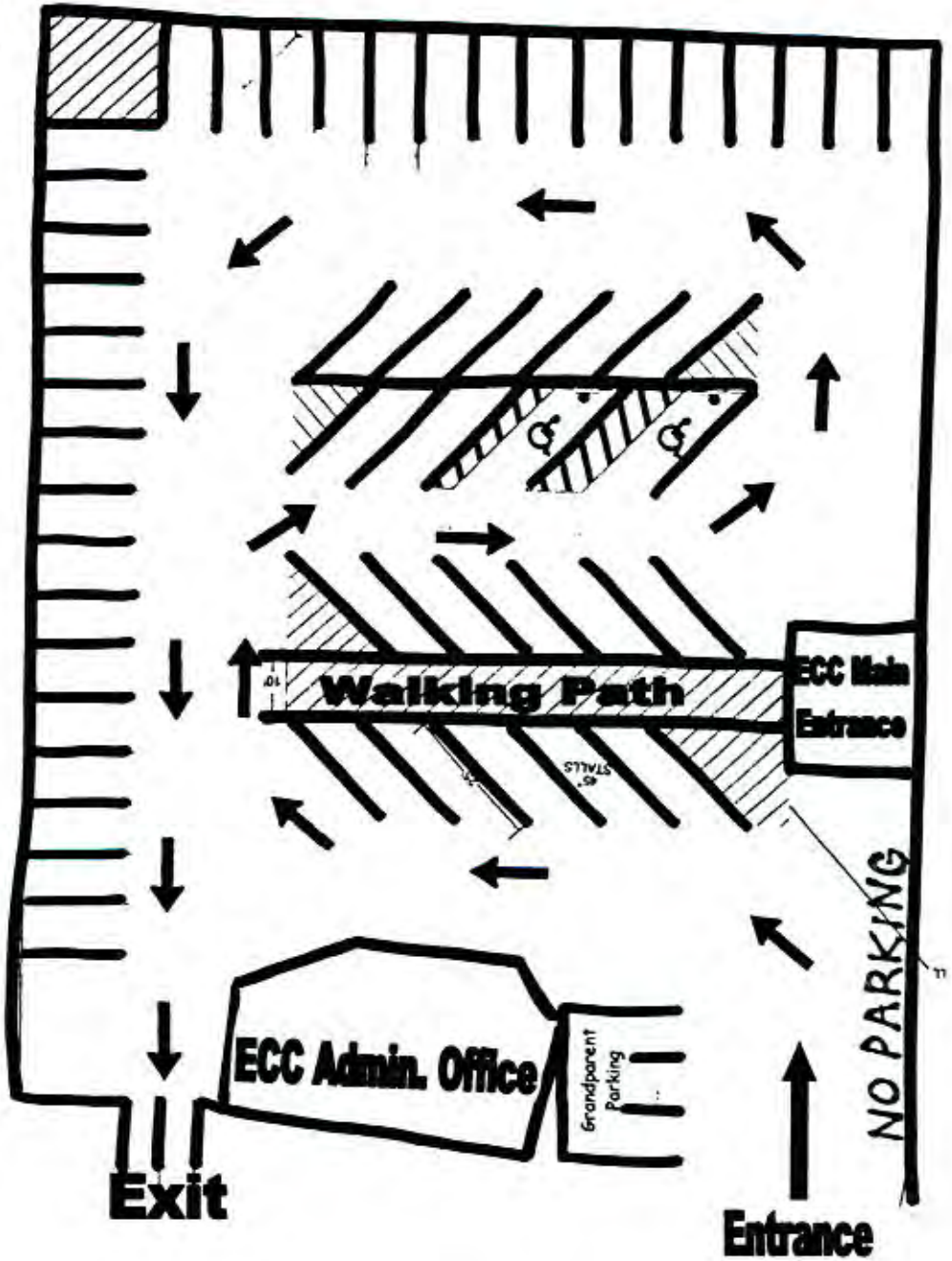

ECC Parking Lot

Parents: Please do not park along side the Early Head Start Playground or the Administration trailer. Parents who are dropping off or picking up are asked to park in the mid-sections of the parking lot designated for drop-off and pick up.

Staff and visitors: Please park among the furthest parking spaces to allow for parents and those picking up/dropping off children to have the safest walking path available.

The Head Start bus will now be picking up and dropping off the children at the rear entrance of the ECC. This will help eliminate traffic at the main entrance and provide a safer transition for the children.

GED/HSED Classes Notice

GED/HSED Classes will be starting up <u>very soon</u> at the Early Childhood Center!

**For your Information: the GED/HSED test will be changing January 2014. The format, difficulty and time limits will change. We strongly encourage people who are interested in getting their GED/HSED to complete the test before this change.

Notices will be posted regarding day and time when classes plan to start so watch for flyers. If you have already contacted Nicole and are on a list to receive direct notice you will be contacted.

If you have any questions or like more information, please call Nicole Boyd (ext. 253) @ 715-779-5030

The Wisconsin Indian Consortium Program

The purpose of this program is to provide job training and employment activities for Native Americans consistent with the intent of Title I of the Workforce Investment Act. There is limited funding available and will be awarded on a first-come-first serve basis.

Services offered but not limited to:

College application fees
HSED and GED fees
Financial Assistance to obtain a certificate or technical diploma

Criteria:

Must be Red Cliff Tribal Member
Must meet income guidelines, be unemployed or underemployed
Must reside within Bayfield, Ashland, Iron or Forest County.
Must adhere to the Guidelines and Requirements of the Consortium Program.

For more information contact:

Carmen VanderVenter, Education Specialist
Red Cliff Band of Lake Superior Chippewas
Telephone: 715-779-3706 ext. 229
Email: Carmen.VanderVenter@redcliff-nsn.gov

FROG BAY TRIBAL NATIONAL PARK

LOGO CONTEST

We are looking for local artists or photographers to help us create the Frog Bay Tribal National Park logo.

We think a photograph or artwork of a native frog like this one could be a good logo for Frog Bay:

You can use the frog above as inspiration to create your own design, or go in a completely different direction on what Frog Bay means to you.

GRAND PRIZE for the winning logo design will be $100 gi cer cate. Plus your art will symbolize Frog Bay for years to come!

DEADLINE for submissions is December 1st. Please bring your submissions to the Red Cliff Fish Hatchery or email.

CONTACTS for the contest are Bryan Bainbridge or Chad Abel. They can be reached at 779-3750. Email them at chad.abel@redcliff-nsn.gov or bryan.bainbridge@redcliff-nsn.gov.

Welcome aboard the Miskwaabekong Transit

The Red Cliff area transit service is a public transportation service offering rides to anyone needing transportation within the Red Cliff area. We also can get you to the BART bus stop if you have to travel to other Chequamegon Bay Communities.

To get a ride simply call

682-9664

And a bus will be dispatched for you.

While You are riding

Please observe the following rules and suggestions to ensure a safe and pleasant trip.

1. Save the front seats for senior citizens and people with disabilities.
2. Do not have distracting conversations with the bus operator.
3. The use of improper language, boisterous behavior or fighting may result in a rider being prohibited from riding the bus.
4. No personal errand stops are allowed, once you leave the bus you pay a new fare.
5. No Smoking on the bus.

Miskwaabekong Transit

Operation Hours:

Monday-Friday: 6:30 AM-6:30 PM

Saturday: 8:30 AM-5:00 PM

Bus Service will not be available on Federal and Tribal Holidays. Please call dispatch for more information.

715-682-9664

MISKWAABEKONG
-TRANSIT-

88385 Pike Rd, Hwy 13
Bayfield, WI 54814
Office Phone: 715-779-3700
Jeff Benton: ext. 234
Kathy Barri: ext. 287
Dispatch: 715-682-9664
Email: rctransit@redcliff-nsn.gov

Rev. 8/2012

Up to 50% of the operating deficit of this project is expected to be covered by federal funding provided by the Federal Transit Administration under 49 USC § 5311 (CFDA 20.509)

MISKWAABEKONG

TRANSIT-

A Public Transportation Service

Red Cliff Area Schedule

DOOR-TO-DOOR SERVICE
with transfers to BART Buses to other communities

715-682-9664

To get your ride

Miskwaabekong Transit is open to the public and an independent part of the regional system that connects to the BART system.

Miskwaabekong Transit is available to meet your everyday transportation needs. Whether it's for shopping, employment, medical, personal, social, or recreational purposes we have you covered.

Usually a 15 minute notice is all we need, but to avoid any scheduling problems or for connections with the BART bus try to call as far in advance as possible.

MiskwaabekongTransit runs:
Monday-Friday: 6:30 AM-6:30 PM;
Saturday: 8:30 AM-5:00 PM

Dispatch services are handled through the BART Bus Service so call for your ride!

ALL RIDERS CALL

715-682-9664

TO SCHEDULE YOUR RIDE!

Specialized Services

Senior Citizen Riders are important to Miskwaabekong Transit. If you need assistance understanding the bus service, call 682-9664. Some people are nervous about using buses. Call and ask for our bus training assistant for help until you understand how to ride.

Handicap Assistance- The MiskwaabekongTransit and all BART buses are equipped with a wheelchair lift. Riders needing special help are encouraged to call 682-9664 within 24 hours of your trip so we may assist with your special needs. (an eligibility card is required for additional ADA assistance. Call 682-9664 to receive an application).

Youth Riders- Ages 6 through 17 may ride unattended and must pay the appropriate fare found on the cash fare table. Children below 6 years of age must be accompanied by an adult and ride free.

While you are riding you must be courteous to others using the bus. The bus driver is responsible for a safe and pleasant trip for everyone. Absolutely no *fowl* language will be tolerated. ***Follow the drivers instructions***

Cash Fare Table- Exact cash must be placed in the fare box upon boarding the bus. The driver does not give change, but may require a passenger to show the fare before entering it into the fare box.

Red Cliff Transit	Adult	Elder	Youth
Red Cliff/Bayfield Area			
Per Ride	**$1.00**	**$1.00**	**$1.00**

An additional fare is required to travel to other Bay Area Communities on the BART bus. Ask for a bus schedule from your driver.

Volume Passes offer the rider a discount for buying the pass in advance. This pass does not expire and can be used for fares on all regular BART routes. Volume passes may be purchased by check or exact cash at Petersen Foods, or LW Casino.

Volume Pass Rate

Volume Pass	Rate	Price
Base on rider fares	$20.00	$18.00

Wisconsin Home Energy Assistance Program (WHEAP)

The Wisconsin Home Energy Assistance Program (WHEAP) provides assistance for heating costs, electric costs, and energy crisis situations. Operating with federal and state funding, the program provides assistance to approximately 225,000 Wisconsin households annually.

Most types of fuel are eligible to receive assistance. Whether you use wood, propane, natural gas, electricity, or fuel oil to heat your home, energy assistance is available if you qualify.

Heating Assistance

WHEAP assistance is a one-time payment during the heating season (October 1-May 15). The funding pays a portion of the heating costs, but the payment is not intended to cover the entire cost of heating a residence. The amount of the energy assistance benefit varies depending on a variety of factors, including the household's size, income, and energy costs. In most cases the energy assistance benefit is paid directly to the household energy supplier.

Electric Assistance

Your household may be eligible to receive a payment for non-heating electric energy costs through funding provided by Wisconsin's Public Benefits.

WHEAP electric (non-heating) assistance is a one-time benefit payment during the heating season (October 1-May 15). The funding pays a portion of the household's electrical (non-heating) costs, but the payment is not intended to cover the entire cost of the non-heating costs.

The amount of the non-heating assistance benefit varies depending on a variety of factors, including the household's size, income, and non-heating costs. In most cases the non-heating assistance benefit is paid directly to the household energy supplier.

Crisis Assistance

A household may be eligible for crisis assistance if you have no heat, have received a disconnect notice from the heating vendor, or are nearly out of fuel and do not have the money to purchase more. Crisis assistance is available through local WHEAP agencies that provide a 24-hour crisis phone number to help with emergencies that occur after business hours. WHEAP crisis assistance provides both emergency and proactive services.

There are also non-emergency or proactive crisis services that include providing information on how to reduce fuel costs, counseling on budgeting and money management, providing payments to a fuel supplier, and co-pay agreements.

Furnace Assistance

WHEAP emergency heating system assistance can provide services to eligible home owners if the furnace or boiler stops operating during the heating season. Heating system assistance includes payment for repairs, or in some situations your residence may qualify for a total replacement of a non-operating furnace or boiler. Call the local energy assistance office immediately if you are experiencing a no heat situation.

How to Apply

Your household may be eligible for Wisconsin Home Energy Assistance Program (WHEAP) services based on a number of factors. However, if the gross income for your household is less than the amount shown on the following chart, you might be eligible to receive assistance. Households must complete a Home Energy Plus application through the local WHEAP agency.

For more information on the Wisconsin Home Energy Assistance Program (WHEAP) and how to apply, please call **1-866-HEATWIS (432-8947)**, or visit the "**Where to Apply**" tab on **www.homeenergyplus.wi.gov** to find your local energy assistance agency.

INCOME GUIDELINES FOR THE 2012-2013 WHEAP HEATING SEASON

60 PERCENT OF STATE MEDIAN INCOME GUIDELINES

HOUSEHOLD SIZE	ONE MONTH	THREE MONTH	ANNUAL INCOME
1	2,024.00	6,071.00	24,282.00
2	2,646.00	7,939.00	31,754.00
3	3,269.00	9,806.00	39,225.00
4	3,891.00	11,674.00	46,697.00
5	4,514.00	13,542.00	54,169.00
6	5,137.00	15,410.00	61,640.00
7	5,253.00	15,760.00	63,041.00
8	5,370.00	16,111.00	64,442.00

Last Modified: 10/1/2012 1:50:30 PM

Red Cliff Band of Lake Superior Chippewas

"The Hub Of The Chippewa Nation"

DEPARTMENT OF SOCIAL SERVICES

TANF – General Assistance – Food Stamps – Medical Assistance – Child Care – Energy Assistance

SUPPLEMENTAL HEATING PROGRAM

Applicant's Name: _____ Date of Application: _____

Street Address: _____ City: _____ State/Zip _____

Telephone #: _____ Secondary Phone #: _____

Social Security #: _____ Age: _____ Birth date: _____

Are you a Red Cliff Band of Lake Superior Chippewa? ____Yes ____No Tribal Id # _____

Other Household Members

Name	Age	Birth Date	Social Security Number

What is your Primary heating source?

____Oil ____Natural gas ____Electric ____Wood ____Propane ____Coal

Vendor's Name: _____ Address: _____

City: _____ State: _____ Zip Code: _____

Account Number: _____ Did you receive a disconnect notice? ____ Yes ____ No

Disconnect Date: _____

Please remember you must reside on reservation. You must attach income documentations (most recent income tax return, Income earned/unearned (last 30 days). Child Support received or paid. Copy of most recent bill. Copy of Tribal Id Card.

Created April 2009

88385 Pike Road, Hwy 13, Bayfield, WI 54814 • 715/779-3706 • Fax: 715/779-2395 or 715/779-3704

I certify that all the information in the application is true, correct, and completed to the best of my knowledge. I understand that giving false or incorrect information can result in denied and/or a delayed application. I understand to provide all necessary information and documentation can result in denial and/or a delayed application. I hereby authorize the release of information by the appropriate agencies of the Red Cliff Band of lake Superior Chippewa for the purpose of verifying information needed to establish eligibility for the program. I understand that a decision will be made concerning my application within 10 tribal working days from the date of application.

If you are eligible for this program, all checks will be mailed to your vendor within Five Tribal working days.

_____ _____

Applicant's Signature Date

***

BEFORE THE SNOW FALLS: GET READY TO BE SAFE AND HEALTHY THIS WINTER

Monday, October 29th
6:30 PM
WITC Conference Center

Speakers and Topics:

How to stay healthy in winter
Matthew Horning, MD, Family Practice Physician, Chequamegon Clinic

What you should have in your car's emergency kit
Terri Kramolis, RN, Bayfield County Health Department
Sara Mackiewicz, RN, Ashland County Health Department

Preparing your home for a winter storm
Jan Victorson, Manager, Bayfield Emergency Government

Winter driving tips and how to check winter road conditions
Greg BeBeau, Ashland Chief of Police

We will raffle off First Aid kits, an emergency radio, car flashlights
You are invited to come at 6:00 to walk before the workshop

Top tips to keep your kids safe on Halloween

For parents and children:

- Children under 12 should trick-or-treat and cross streets with an adult.
- Always walk on sidewalks or paths. If there are no sidewalks, walk facing traffic as far to the left as possible.
- Cross the street at corners, using traffic signals and crosswalks. Parents should remind children to watch for cars that are turning or backing up.
- Look left, right and left again when crossing and keep looking as you cross. Walk, don't run, across the street.

For drivers:

- Slow down and be especially alert in residential neighborhoods. Children are excited on Halloween and may move in unpredictable ways.
- Anticipate heavy pedestrian traffic and turn your headlights on earlier in the day so you can spot children from greater distances.
- Remember that costumes can limit children's visibility and they may not be able to see your vehicle.
- Reduce any distractions inside your car so you can concentrate on the road and your surroundings.

Costumes and Treats

- Decorate costumes and bags with reflective tape or stickers and choose light colored costumes to improve visibility.
- Choose face paint and make-up instead of masks, which can obstruct a child's vision. Look for non-toxic designations when choosing Halloween makeup.
- Avoid carrying sticks, swords, or other sharp objects.
- Have kids carry glow sticks or flashlights in order to see better, as well as to be seen by drivers.
- Liquid in glow sticks is hazardous, so parents should remind children not to chew on or break them.
- Check treats for signs of tampering before children are allowed to eat them. Candy should be thrown away if the wrapper is faded or torn, or if the candy is unwrapped.

**Have a happy and safe 2012 Halloween*

http://www.safekids.org/safety-basics/safety-spotlight/halloween-safety/

Halloween Recipes

HALLOWEEN PUMPKIN CHIP COOKIES

1 cup pumpkin
1 egg
1/2 cup any kind vegetable oil
1 cup sugar
2 tsp. baking powder
2 cups all purpose flour
1 tsp. cinnamon
1/2 tsp. salt
1 tsp. baking soda
1 tsp. milk
1 tsp. vanilla
1 cup white chocolate or butterscotch chips
1/2 cup walnuts or pecans, chopped
Preheat oven to 370°F.

Note: If using butterscotch chips, try using butter rum extract or butterscotch schnapps instead of the vanilla for extra flavor.

Blend pumpkin, egg, oil and sugar. Whisk together flour, baking powder, cinnamon and salt; gradually add to first mixture. Dissolve the baking soda in milk and add to batter. Stir in chocolate (or butterscotch) chips, nuts and vanilla.

Drop by the teaspoonful onto lightly greased baking sheets.

Bake at 370°F degrees for 10 to 12 minutes. Recipe can be doubled.

Bake and freeze the extra cookies.

HALLOWEEN CRUNCH SNACK

8 cups unsalted popcorn
3 cups pretzel sticks
1 (6 oz) pkg Pepperidge Farm Goldfish
4 cups plain Cheerios
1/2 cup butter
1/2 tsp. onion salt
1/4 tsp. garlic powder
1/4 cup Parmesan cheese
In a large bowl (about 4 quarts) Combine popcorn, pretzels, goldfish and Cheerios.

In a microwave, heat butter on high until melted. Drizzle over mixture in bowl while stirring to coat evenly. Sprinkle (lightly) with onion salt, garlic powder and cheese. Toss to coat.

Spread evenly on a buttered cookie sheet in a single layer.

Bake in a preheated 300°F oven for about 20 minutes, or until very lightly toasted, stirring several times. Store in an airtight container.

For Halloween, make up a "Ghost" by placing some of the mixture into the center of a white napkin, then bring up the 4 corners to meet; tie a string or a piece of yarn or raffia around the center, forming a head and allowing the rest of the paper to hang freely for the body. Stick on two black circles or dab some black food coloring for eyes, if desired.

http://www.cooks.com/

Halloween Games/Activities

Pumpkin Bowling

Collect empty 2-liter soda bottles before the party. You'll need at least five and no more than 12. Spray paint the bottles white and paint on black eyes to create ghosts or spray paint them green and paint on faces to make Frankensteins or goblins.

Set up the bottles as you would bowling pins, and have the kids take turns knocking them down with a mini pumpkin as their bowling ball.

You can either keep track of the total score after several rounds or simply give the kids a small prize every time they get a strike. Toddlers will be thrilled just to knock over one or two, so give them a prize at the end of the game whether they got a strike or not.

Mummy Wrap

Divide the kids into teams of three or four. Give each team a roll of toilet paper or one roll per person, and then tell them to choose one team member to be the mummy. The kids must wrap the mummy in toilet paper as quickly as they can, and the first team to get to the end of their roll(s) wins.

Bride of Frankenstein

This game is similar to Mummy Wrap, but instead of making mummies, the kids are going to use the toilet paper to make a wedding dress on the designated team member. Give them 10 minutes to create their "dress," then have the brides of Frankenstein model their gowns, perhaps giving prizes to the team with the best creation.

In addition to toilet paper, you could give the teams tissue paper, masking tape and other supplies to create the dresses.

Word Challenge

For older kids, hand out a piece of lined paper with a Halloween-related word or phrase at the top, such as "Happy Halloween" or "Haunted House." Give the kids five minutes to come up with as many new words from the original letters as possible, like "wall" or "peel" from "Happy Halloween" or "dent" and "she" from "Haunted House." Give the child with the most (legitimate) words a prize at the end.

Bob for Apples

This classic autumn game is perfect for Halloween parties.

Fill a basin with water and apples. Have each child take a turn putting their hands behind their backs, and then retrieving apples from the water with just their mouths. The kid who pulls out the most apples wins. (Hint: keep some towels on hand and do this in a part of your house you don't mind getting wet.)

Doughnut on a String

Another Halloween game that has withstood the test of time involves hanging doughnuts from strings and having the kids race to see who can eat their entire doughnut--again with their hands behind their backs--first.

Be careful about how you hang the doughnuts. It's best to wrap the string around something, like a tree branch, and tie it off instead of trying to stick the string into a ceiling with a tack, which could pop out and hurt someone.

Freeze Dance

Freeze dancing is a simple game that kids of all ages love. Play a Halloween-related song, like "Monster Mash" or Michael Jackson's "Thriller." Tell the kids to dance like crazy and then freeze when the music stops (i.e., when you hit pause on the player).

You could make this a competition, booting out anyone who wiggles or falls after you stop the music and then awarding a prize to the last dancer standing. Or, you could just let everyone play over and over again.

Pin the Nose on the Jack o'Lantern

Cut out a large pumpkin shape from orange paper and add a stem, eyes and a mouth but no nose. Tape the pumpkin to a wall, then give each child a triangular nose with tape on it that they have stick to the pumpkin while blindfolded. The kid who gets closest to where the nose should be, wins.

Paper Plate Spider Web

This paper plate spider web is just the thing when you have a **pompom spider** which needs a spooky perch! Younger kids in particular will enjoy the lacing activity.

You will need:

A paper plate
Black paint
String or wool
Hole punch

2 black pipe cleaners (chenille stems)
A black pompom
A pair of wiggle eyes
Glue

Instructions:

Paint the back of the plate black and leave to dry, then cut out the middle of the plate. Punch holes evenly all around the edge.

Cut a length of wool. Tie to one of the holes and then weave through others to make a pattern. When you are close to the end, tie to a hole and cut of the excess. Tie on a new piece of wool and repeat until you are happy with your web. It is easier to use several smaller pieces of wool so the ends will not fray.

Pompom Spider

Instructions:

Cut the two pipe cleaners in half. Lay the four halves of pipe cleaner side by side, and then twist them together in the middle.

Glue the pompom to the middle of the pipe cleaners.

Stick the eyes to the pompom. When you are sure the glue is dry, bend the pipe cleaners so your spider's legs are spread out. Now put him on display!

http://www.activityvillage.co.uk/paper-plate-spider-web.htm

How to Handwash?

WASH HANDS WHEN VISIBLY SOILED! OTHERWISE, USE HANDRUB

Duration of the entire procedure: 40-60 seconds

0

Wet hands with water;

1

Apply enough soap to cover all hand surfaces;

2

Rub hands palm to palm;

3

Right palm over left dorsum with interlaced fingers and vice versa;

4

Palm to palm with fingers interlaced;

5

Backs of fingers to opposing palms with fingers interlocked;

6

Rotational rubbing of left thumb clasped in right palm and vice versa;

7

Rotational rubbing, backwards and forwards with clasped fingers of right hand in left palm and vice versa;

8

Rinse hands with water;

9

Dry hands thoroughly with a single use towel;

10

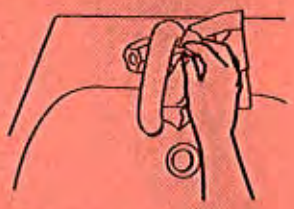

Use towel to turn off faucet;

11

Your hands are now safe.

World Health Organization

Patient Safety

A World Alliance for Safer Health Care

SAVE LIVES

Clean Your Hands

May 2009

FOOD-SAFE SCHOOL
ACTION TEAM

TEACHERS

Give students a lesson for life

Teachers at all grade levels and in all subjects can prevent foodborne illness by doing what they do best: educating students. The Food-Safe Schools Action Guide urges teachers to follow these simple but critical recommendations. Details, tips, and resources to help implement each recommendation are outlined in the Action Guide's in-depth modules at www.FoodSafeSchools.org.

1. **Encourage handwashing, particularly after students use the restroom and before eating.**
2. **Monitor student behavior in the cafeteria to ensure that food safety practices are used, and reward good behavior with praise.**
3. **Allow time for handwashing before and after lunch.**
4. **Model proper food preparation and handling skills if preparing or serving foods in the classroom—use the opportunity as a teachable moment for food safety.**
5. **Participate in food safety training.**
6. **Encourage family involvement in food safety education.**
7. **Integrate food safety into existing curricula.**

TEACHERS ARE ESSENTIAL TO FOOD-SAFE SCHOOLS

They can:

- *Contribute to a real change in students' attitudes about and awareness of the need for food safety and good hygiene practices by equipping them with food safety knowledge and skills.*
- *Help reduce the number of students who become sick from foodborne illness by educating them about safe food handling habits.*
- *Weave food safety into the curriculum, teaching it from historical, economic, cultural, social, scientific, and technological perspectives.*

LEARN MORE ABOUT YOUR ROLE in ensuring a food-safe school and find useful tips and resources to help you implement these recommendations. Check out the special 'how to' section for teachers in the Food-Safe Schools Action Guide at ***www.FoodSafeSchools.org/teacher.***

BONUS RESOURCES

SNAP—THE SCHOOL NETWORK FOR ABSENTEEISM PREVENTION—HELPS MIDDLE SCHOOLS PROMOTE HANDWASHING THROUGH ITS TOOLKIT AT WWW.ITSASNAP.ORG. LESSONS ARE LINKED TO NATIONAL EDUCATION STANDARDS. OR GO TO WWW.FIGHTBAC.ORG/MAIN.CFM TO FIND CURRICULA FOR ALL AGE RANGES, FROM DAYCARE THROUGH HIGH SCHOOL, COMMUNITY ACTIVITIES, AND A KIDS-ONLY SECTION. IN ADDITION, SAMPLE LESSON PLANS FOR INTEGRATING FOOD SAFETY INTO HEALTH EDUCATION CURRICULUM CAN BE FOUND AT WWW.KIDSFIRSTRI.ORG.

Bloodborne Pathogens

Safety Training Handout

Bloodborne Pathogens are microorganisms such as viruses or bacteria that are carried in blood and can cause disease in people.

Types of bloodborne pathogens include:

Malaria
Syphilis
Brucellosis
Hepatitis B (HBV)
Human Immunodeficiency Virus

Transmission of Bloodborne Pathogens

Anytime there is blood-to-blood contact with infected blood or body fluids, there is a potential for transmission. Unbroken skin forms a generally good barrier against bloodborne pathogens. However, infected blood can enter your system through open sores, cuts, abrasions, acne, burns, open blisters.

Administrative controls

- Universal precautions
- PE selection
- Employee training
- Use of Blood Spill Kits
- Restricted access to waste collection points
- Waste disposal procedures.

Engineering Controls

- Proper storage facilities and containers
- Special syringes to prevent needle sticks
- Autoclaves & disinfectant equipment

Smart Safety Rules

Wash exposed areas with antibacterial soap

Use the required personal protective equipment

Treat all human body fluids & items soiled with human body fluids as contaminated

No smoking, eating, drinking or storage of food

Maintained facilities in a near sanitary condition at all times

Disinfect all Health Treatment Area at least once per shift

Pre-soak all contaminated clothing

Disinfect all spills of body fluid

Report any suspected exposure to HIV/HAV/HBV to your supervisor

Place all medical wastes in a red leak-proof container marked either *Biohazard or Medical Waste.*

Use personal protective equipment when handling medical waste

Sharp objects should not be handled by hand to prevent accidental punctures and lacerations

2012 Recommended Immunizations for Children from Birth Through 6 Years Old

Birth	1 month	2 months	4 months	6 months	12 months	15 months	18 months	19–23 months	2–3 years	4–6 years
HepB	HepB			HepB						
		RV	RV	RV						
		DTaP	DTaP	DTaP		DTaP				DTaP
		Hib	Hib	Hib	Hib					
		PCV	PCV	PCV	PCV†					
		IPV	IPV	IPV						IPV
				Influenza (Yearly)*						
					MMR					MMR
					Varicella					Varicella
					HepA§					

Shaded boxes indicate the vaccine can be given during shown age range.

NOTE: If your child misses a shot, you don't need to start over, just go back to your child's doctor for the next shot. The doctor will keep your child up-to-date on vaccinations. Talk with your doctor if you have questions.

FOOTNOTES

† Children 2 years old and older with certain medical conditions may need a dose of pneumococcal vaccine (PPSV) and meningococcal vaccine (MCV4). See vaccine-specific recommendations at http://www.cdc.gov/vaccines/pubs/ACIP-list.htm.

* Two doses given at least four weeks apart are recommended for children aged 6 months through 8 years of age who are getting a flu vaccine for the first time.

§ Two doses of HepA vaccine are needed for lasting protection. The first dose of HepA vaccine should be given between 12 months and 23 months of age. The second dose should be given 6 to 18 months later. HepA vaccination may be given to any child 12 months and older to protect against HepA. Children and adolescents who did not receive the HepA vaccine and are at high-risk, should be vaccinated against HepA.

For more information, call toll free
1-800-CDC-INFO (1-800-232-4636)
or visit
http://www.cdc.gov/vaccines

U.S. Department of Health and Human Services
Centers for Disease Control and Prevention

American Academy of Pediatrics

DEDICATED TO THE HEALTH OF ALL CHILDREN™

Vaccine-Preventable Diseases and the Vaccines that Prevent Them

Disease	Vaccine	Disease spread by	Disease symptoms	Disease complications
Chickenpox	Varicella vaccine protects against chickenpox.	Air, direct contact	Rash, tiredness, headache, fever	Infected blisters, bleeding disorders, encephalitis (brain swelling), pneumonia (infection in the lungs)
Diphtheria	DTaP* vaccine protects against diphtheria.	Air, direct contact	Sore throat, mild fever, weakness, swollen glands in neck	Swelling of the heart muscle, heart failure, coma, paralysis, death
Hib	Hib vaccine protects against *Haemophilus influenzae* type b.	Air, direct contact	May be no symptoms unless bacteria enter the blood	Meningitis (infection of the covering around the brain and spinal cord), mental retardation, epiglottis (life-threatening infection that can block the windpipe and lead to serious breathing problems) and pneumonia (infection in the lungs), death
HepA	HepA vaccine protects against hepatitis A.	Personal contact, contaminated food or water	May be no symptoms, fever, stomach pain, loss of appetite, fatigue, vomiting, jaundice (yellowing of skin and eyes), dark urine	Liver failure
HepB	HepB vaccine protects against hepatitis B.	Contact with blood or body fluids	May be no symptoms, fever, headache, weakness, vomiting, jaundice (yellowing of skin and eyes), joint pain	Chronic liver infection, liver failure, liver cancer
Flu	Flu vaccine protects against influenza.	Air, direct contact	Fever, muscle pain, sore throat, cough, extreme fatigue	Pneumonia (infection in the lungs)
Measles	MMR** vaccine protects against measles.	Air, direct contact	Rash, fever, cough, runny nose, pinkeye	Encephalitis (brain swelling), pneumonia (infection in the lungs), death
Mumps	MMR**vaccine protects against mumps.	Air, direct contact	Swollen salivary glands (under the jaw), fever, headache, tiredness, muscle pain	Meningitis (infection of the covering around the brain and spinal cord) , encephalitis (brain swelling), inflammation of testicles or ovaries, deafness
Pertussis	DTaP* vaccine protects against pertussis (whooping cough).	Air, direct contact	Severe cough, runny nose, apnea (a pause in breathing in infants)	Pneumonia (infection in the lungs), death
Polio	IPV vaccine protects against polio.	Through the mouth	May be no symptoms, sore throat, fever, nausea, headache	Paralysis, death
Pneumococcal	PCV vaccine protects against pneumococcus.	Air, direct contact	May be no symptoms, pneumonia (infection in the lungs)	Bacteremia (blood infection), meningitis (infection of the covering around the brain and spinal cord), death
Rotavirus	RV vaccine protects against rotavirus.	Through the mouth	Diarrhea, fever, vomiting	Severe diarrhea, dehydration
Rubella	MMR** vaccine protects against rubella.	Air, direct contact	Children infected with rubella virus sometimes have a rash, fever, and swollen lymph nodes.	Very serious in pregnant women—can lead to miscarriage, stillbirth, premature delivery, and birth defects
Tetanus	DTaP* vaccine protects against tetanus.	Exposure through cuts in skin	Stiffness in neck and abdominal muscles, difficulty swallowing, muscle spasms, fever	Broken bones, breathing difficulty, death

* DTaP is a combination vaccine that protects against diphtheria, tetanus, and pertussis.
** MMR is a combination vaccine that protects against measles, mumps, and rubella.

Last updated on 02/01/2012 • CS229912-B

How did you score?

Give yourself these points for each time you gave the corresponding answer.

5 points - Almost always _____
3 points - Sometimes _____
0 points - Seldom _____
Total Points - _____

Scoring Key:

41 - 50 Excellent driving skills
31 - 40 Very good driving skills
16 - 30 Caution - need improvement
0 - 15 Stop - definite improvement is needed

Review your driving habits

For additional information on traffic laws and safe driving practices, material is available at your local DMV Customer Service Center.

For a complete listing of additional safety materials available, write or call:
WisDot Document Sales
3617 Pierstorff
Madison WI 53704
608-246-3265
Ask for AS1139, Transportation Safety Materials Request.

WISCONSIN DEPARTMENT OF TRANSPORTATION

DRIVEWISE

BFS-SC-OI (5/94)

You Be the Examiner

What Does Your Driving

Reflect?

How safe a driver are you?

Test yourself on your knowledge of traffic laws and safe driving practices. After marking the answers that reflect how you drive, refer to the scoring key on the reverse side to find out how safe a driver you are.

1. I am going to change lanes. I signal, check the mirrors and glance over my shoulder to check my blind spot.

   - ❑ Almost always
   - ❑ Sometimes
   - ❑ Seldom

2. At a stop sign/traffic signal, I come to a complete stop before the stop line or (marked or unmarked) crosswalk, whichever comes first.

   - ❑ Almost always
   - ❑ Sometimes
   - ❑ Seldom

3. I signal my intention and check for traffic before the following actions: changing lanes, turning, pulling to or from the curb and entering or exiting the freeway.

   - ❑ Almost always
   - ❑ Sometimes
   - ❑ Seldom

4. When backing a vehicle, I look over my right shoulder through the rear window.

   - ❑ Almost always
   - ❑ Sometimes
   - ❑ Seldom

5. I observe the speed limit, taking into account the particular road, traffic conditions, other driver capabilities and weather.

   - ❑ Almost always
   - ❑ Sometimes
   - ❑ Seldom

6. I wear my seatbelt in all vehicles. (driver or passenger)

   - ❑ Almost always
   - ❑ Sometimes
   - ❑ Seldom

7. Before turning "Right on Red," I make a full stop and yield both to vehicles approaching from the left and to pedestrians using the crosswalk.

   - ❑ Almost always
   - ❑ Sometimes
   - ❑ Seldom

8. When approaching an uncontrolled/ unmarked intersection, I slow down, cover the brake and look for traffic from all directions.

   - ❑ Almost always
   - ❑ Sometimes
   - ❑ Seldom

9. Before turning left, I yield to oncoming traffic.

   - ❑ Almost always
   - ❑ Sometimes
   - ❑ Seldom

10. Upon approaching a stopped school bus with red lights flashing, I stop 20 feet from the bus and wait until the lights are off.

    - ❑ Almost always
    - ❑ Sometimes
    - ❑ Seldom

JOB DESCRIPTION

POSITION: Economic Support and WHEAP Assistant

LOCATION: Red Cliff Tribal Administration Building, Lower Level

SALARY: $10.00 per hour, 25 hours per week

THIS IS A REGULAR PART-TIME EXEMPT POSITION

SUPERVISOR (S): Human Service Administrator and Economic Support/WHEAP Specialist

JOB SUMMARY: To determine eligibility and provide income maintenance/WHEAP services to the Red Cliff community.

DUTIES AND RESPONSIBILITIES:

1. Takes and processes initial application through client interview and registration for Economic Support including; Food Share, WHEAP (Wisconsin Home Energy Assistance Program), and all categories of Medical Assistance.
2. Verify, process and tracks a variety of client documents to determine initial and ongoing eligibility for services including: personal papers (Birth Certificate, Social Security, marriage and divorce records, court records, etc.), insurance cards and policies, rent/mortgage or lease records, utility and heating bills, Social Security, Veterans, unemployment, or other personal revenues, wage stubs, self employment, employment letters, checking/savings accounts, property tax receipts, trust fund agreements, vehicle registration, medical bills, overpayment and recoupment forms, proof of health insurance costs, disabled worksheet, proof of citizenship, confidential information release forms, disqualification consent agreements, income tax forms, power of attorney, estimated income, social worker referrals.
3. Provide direction and resources to consumers and other professionals about the rules and regulations for specific programs and additional programs that may be available outside your venue.
4. Contact other agencies, social security, insurance companies, housing authority, land lords, medical providers and employers as well as any other necessary verification contacts.
5. Assist as back-up Electronic Case File Scanner.

KNOWLEDGE:

Knowledge of;

1. The needs of families within the Red Cliff service area.
2. Learn and implement WHEAP and Economic Support program regulations on a continuing timely basis.
3. Policies, procedures, rules and guidelines (State and Federal) related to the programs you will be working with.
4. The ability to work as a team member, as well as independently
5. Ability to successfully execute many complex tasks simultaneously.
6. Great attitude!

7. Perform other related duties as assigned by the Human Service Administrator or Economic Support Specialist.

Skill in;

1. Organizational , interpersonal, written and verbal communication skills
2. Ability to perform comfortably in a fast-paced, deadline-oriented
3. Using computers, related software, calculators and other office machines/supplies.
4. Establishing and maintaining effective working relationships with other professionals, law enforcement/court personnel, Community members, and children/youth. Skill establishing and maintaining effective working relationships with Community officials, Department managers, other Tribal entities, governmental agencies and vendors/suppliers.

QUALIFICATIONS: Associate degree from an accredited college/university or High School Diploma with up to two years job related experience;

Equivalency: Equivalent combinations of education and experience that will allow the applicant to satisfactorily be trained to perform the duties of the job may be considered. New Worker Training must be obtained within the 90 day probationary period.

Insurability: Must possess a valid Wisconsin driver's license and have at least liability insurance. If no liability insurance they must get it within 3 weeks of employment.

Indian preference will be applied in the case of equally qualified applicants, but all qualified applicants will be considered.

PERSONAL CONTACTS: May include: Human Service Administrator, Economic Support Specialist, Tribal Council Members and appointees; Tribal employees and children and families in the Red Cliff service area.

PHYSICAL REQUIREMENTS: Primarily office position that may require bending, lifting and reaching. May need to lift up to 25 pounds.

WORK ENVIRONMENT: Non-smoking. Tribal Administration Building, Lower Level.

TRAVEL REQUIREMENTS: Regular local and regional travel.

ADDITIONAL INFORMATION REQUIRED: Due to the confidential and sensitive nature of this position, successful completion of an extensive background investigation is required. May be subject to working beyond 25 hours a week on occasion and some week-ends and evenings; as well as occasional travel (in-state and out-of-state).

POSTING: September 25, 2012

DEADLINE: October 9, 2012 at 4:00 pm

FOR FURTHER INFORMATION: Red Cliff Tribal Administration Building
Personnel Office
88385 Pike Road Hwy 13
Bayfield, WI 54814

NOTICE

COMMUNITY MEMBERS

The Tribal Council is seeking individuals to serve on the Climate Change Committee which is newly formed by the Tribal Council.

(2) Elders

(2) Community Members

(2) Jr. Tribal Council Members

The Committee will also have (3) Tribal Administrators, (2) Council Members and (2) EPA Staff Members

If you are interested in serving on this Committee,

Please contact the Tribal Administration & fill out a Committee application or call Sarah Wroblewski at 715-779-3750 for more information. Return application to the Tribal Administration (upper level) by:

Deadline: October 17th at 4:30 p.m.

NOTICE

COMMUNITY MEMBERS

The Tribal Council is seeking individuals to serve on the following Committees/Boards/Commissions

Health Board (5) members

Pow-Wow Committee (1) members

Cemetery Committee (4) members

If you are interested in serving on the Committee's listed above,

Please contact the Tribal Administration & fill out a Committee application or call

715-779-3700 for more information. Return application to the

Tribal Administration (upper level) by:

Deadline: September 25th at 4:30 p.m. or **Until Filled**

JOB DESCRIPTION

POSITION: Associate Judge

LOCATION: Judicial Branch, Red Cliff Tribal Court

SALARY: Contractual

THIS IS A REGULAR PART-TIME EXEMPT POSITION

APPLICANTS MUST ATTACH A LETTER EXPLAINING WHY THEY WISH TO BE AN ASSOCIATE JUGE.

SUPERVISOR(S): Chief Judge

JOB SUMMARY:

DUTIES AND RESPONSIBILITIES:
A. Serve as an Associate Judge. To promulgate and enforce ordinances governing the conduct of persons subject to the jurisdiction of the Tribe, and providing for the maintenance of law and order and the administration of justice by establishing a reservation court and defining its duties and powers.
Prepare and issue written orders, judgments, search arrest warrants.
Assist and provide legal research and writing when necessary for the decision in a case in a timely manner.
Assist in the development and implementation of policy and procedures that are complimentary to current court policies and where the court has not determined standards of policy, consistent with the Tribe's needs and Tribal Law.
Keep accurate records of cases and hearings, communicate needs of courts, and provide quarterly and annually reporting to the Chief Judge.
Assist in facilitating development of Tribal Case Law and alternative dispute resolution.
Must maintain confidentiality due to nature of certain cases such as ICW matters.

SUPERVISORY AUTHORITY:

KNOWLEDGE: Must be familiar with courtroom procedures, constitution and laws of the Red Cliff Band of Lake Superior Chippewas.

QUALIFICATIONS:
Must be of legal age; never convicted of a felony, unless pardoned.
Must be a Red Cliff Tribal Member.
Must be of good character and reputation.
Must provide three (3) letters of reference.
Must be able to travel to attend training, and meetings as required.
A background investigation will be performed.
Must complete a writing sample.
Must be thoroughly familiar with the Constitution and laws of the Red Cliff Band of Lake Superior Chippewas; must be familiar with the Indian Civil Rights Act; courtroom procedures; trust

responsibilities of the Federal Government; civil and criminal law concepts; and the cultures, traditions and values of the Red Cliff Reservation. Must pass the Red Cliff Bar exam.

PERSONAL CONTACTS: Tribal court personnel, ICW, Law Enforcement and community members.

PHYSICAL REQUIREMENTS None

WORK ENVIRONMENT: Mainly sedentary position but may require bending, lifting, and reaching.

TRAVEL REQUIREMENTS: Attend training in and out of state as required. May do weddings at various locations.

POSTING: JULY 8, 2011
DEADLINE: AUGUST 5, 2011 AT 4:00 PM or **UNTIL FILLED**

FOR FURTHER INFORMATION:

Red Cliff Tribal Administration Building
Personnel Office
88385 Pike Road
Hwy 13
Bayfield, WI 54814
rwygonik@redcliff-nsn.gov
(715) 779-3700 ext. 267 or 268

The Red Cliff Tribal Council has a Drug Free Work Place Policy and adheres to the intent of the Drug Free Work Place Act. All new hires are subject to a drug test prior to starting.

ALL APPLICANTS FOR EMPLOYMENT WITH THE RED CLIFF TRIBE ARE SUBJECTED TO THE BACKGROUND INVESTIGATION AND OTHER REQUIREMENTS OF RCCL CHAPTER 43, AND THAT YOU ARE UNDER A CONTINUEING OBLIGATION TO SUPPLEMENT THIS APPLICATION FOR EMPLOYMENT WITH INFORMATION CONCERNING ANY CONVICTIONS THAT OCCUR AFTER COMMENCEMENT OF EMPLOYMENT WITH THE TRIBE.

JOB DESCRIPTION

POSITION: Bus Operator **(one to three positions available)**

LOCATION: Red Cliff

SALARY: $12.00 per hour

THIS IS A LIMITED TERM PART-TIME NON EXEMPT POSITION (funding will dictate length of employment)

SUPERVISOR(S): Zoning Administrator/Assistant Transit Mangager

JOB SUMMARY: This position will be responsible for providing transportation to the general public, elders, for medical, personal, shopping, etc in and around Red Cliff, Bayfield and the Belanger Settlement. Position will be responsible for daily maintenance of vehicles.

DUTIES AND RESPONSIBILITIES:

1. Check vehicles daily for repair needs.
2. Provide the very best customer service to the general public.
3. Organize trips and combine clients whenever possible.
4. Daily log of clients, and purpose.
5. Maintains a knowledgeable awareness of the proper operation of all components of the vehicles used in the Transit program.
6. Operate the buses within the laws of the state of Wisconsin, position the bus for safe boarding of passengers, and provide a smooth comfortable ride for customers.
7. Make sure the customers pay the scheduled fare for their ride.
8. Adhere to proper two way radio etiquette. Training will be provided.
9. Maintain a clean well groomed appearance and dress according to the uniform prescribed by the company.
10. Maintains a clean, comfortable customer environment free from improper language.
11. Reports any accidents or incidents to the supervisor immediately.
12. Board and secure wheelchair riders according to safety instructions.

SUPERVISORY AUTHORITY: None

KNOWLEDGE:

1. Must possess a current Commercial Drivers License/with a Passenger Endorsement or obtain within one year.
2. Must have a current safe driving record.
3. Vehicle operations.
4. Wheelchair accessibilities.
5. Must have knowledge of vehicle maintenance.
6. Future training as needed or available.

QUALIFICATIONS: Must have valid Wisconsin driver's license. Must be able to assist elderly into vehicle. Must be able to maintain vehicle log.

EDUCATION AND/OR EXPERIENCE – A high school diploma or equivalent is required. Previous driving experience of vehicles similar in size to transit buses is desired. Sensitivity training, customer service training, and basic first aid training will be provided.

PERSONAL CONTACTS: Daily contact with staff, elderly, Elderly Director and Tribal Management.

PHYSICAL REQUIREMENTS: The physical demands described here are representative of those that must be met by an associate to successfully perform the essential functions of this job. Reasonable accommodations may be made to enable individuals with disabilities to perform the essential functions. The employee will be required to sit for long periods of time while driving the bus. The employee will be required to maintain similar body position for long periods of time while driving the bus. The employee will have to stand, walk and help people with disabilities board the bus. Employee must have excellent dexterity of hands and fingers to hold onto a steering wheel and operate the bus. The employee must be well rested upon arrival to work to safely operate a motor vehicle. Specific vision abilities required by this job include the function of adjusting focus. The employee is occasionally required to reach with hands and arms; climb stairs or balance; stoop, kneel, crouch, or crawl and taste or smell.

WORK ENVIRONMENT: On-demand transit service area.

TRAVEL REQUIREMENTS: Training when needed and available. Travel may be out of town and overnight, depending on trip destination and requirements.

POSTING DATE: September 27, 2012, 2012
DEADLINE: October 12, 202 at 4:00pm

FOR FURTHER INFORMATION:

Red Cliff Tribal Administration Building
Human Resource Department
88385 Pike Road
Hwy 13
Bayfield, WI 54814

(715) 779-3706 ext. 267 or 268

rwygonik@redcliff-nsn.gov
susie.gurnoe@redcliff-nsn.gov

OCTOBER 2012

BINAAKWII-GIIZIS

Mon	Tue	Wed	Thu	Fri
Ecc Closed Treaty Day!	2B cornflakes, oranges, eng muffin, pb Lkeilbasa/mac/cheez, trop fruit, pea S carmel apples/milk	3Brice crispies, toast, strawberries, yogurt, jelly L chix strip, w fries, carrots/dip, apple S pretzel/pb	4B oatmeal, blueberries, muffin L cr brocc soup, cheez sand, man oranges S apple chips/milk	
8B eggs, toast, hb, honeydew L beef stir fry, salad, mango S gr cracker/pb/milk	9B rice chex, muffin-peaches, cc L chix parm, peas, salad, pears S mini pizza/juice	10B hb oats, blueberries, yogurt, bagel L pot soup, ham sand, slaw, pineapple S pear/cc	11B cheerios, cantaloupe, cc, apple muff L hamb stew, biscuit, man oranges, yogurt S snail roll-up/juice	Milk served with all meals
15B fr toast stx, berries, yogurt Lhamb/rice hd, pears, cc, salad S jell-o/crackers	16Bwheat chex, peaches, cc, muffin Lchix w rice soup, breas stix, salad, banana S nutra bar/milk	17B rice crispies, bagel, oranges, pb L taco/fixings, mango, corn, pudding S chex mix, juice	18B malto meal, blueberries, eng muffin L ham, baby red, bun, gr beans, trop fruit S yogurt/berries	Menu subject to change
22B waffle/ham/cheez, pineapple, cc Lpasta chix, carrots, apples, yogurt S pudding/nilla w.	23B kix, pears, cc, toast, pbj Lpork chop/saur kr. Cranberries, bun, pb S rice cakes/milk	24B cornflakes, banana, cc, muffin L crabby patty, sw pot, berries, yogurt S pbj sand/milk	25B hb oats, berries, cc, bagel L pizza, cc, veg/dip mango S berry parfait	
29B malto meal, peaches, toast L bbq's, waffle fry, honeydew, it veg S chips/salsa/juice	30B rice crispies, cantaloupe, cc, bage L ham, squash, apple-crisp, baby red, bun S pumpkin cheesey br	31B cheerios, banana, toast, pbj L tomato soup/ gr cheez, corn, pears,cc S chex mix/juice		