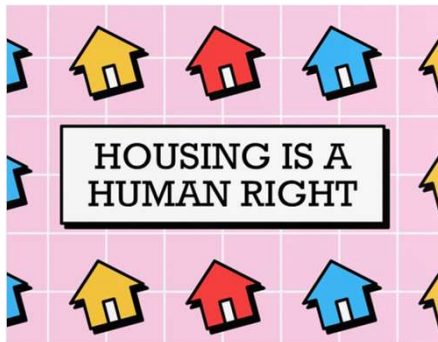


A background image of a dense evergreen forest with thick fog or mist rising from the trees, creating a layered and atmospheric effect. The colors are muted greens and greys.

Foothills Housing Network 2023 Point-In-Time Count

What is a Point-In-Time Count?

As part of its Continuum of Care (CoC) application for homelessness funding, the Department of Housing and Urban Development (HUD) requires that jurisdictions across the nation conduct a statistically reliable and unduplicated count of the homeless for one overnight period during the last 10 days of January. This is known as the Point-In-Time (PIT) count.



FHN conducts a Winter PIT count each year, for both sheltered and unsheltered populations, to more accurately track the number, and the needs, of the region's homeless population. The PIT count is planned, coordinated, and carried out locally, and the information gathered is used by our community to better allocate housing resources and services in order to prevent and end homelessness. Results allow local, state, and federal leaders in communities to make crucial decisions regarding their budgets and where unsheltered residents fit in.

*Rappahannock County numbers are not reflective in data

Foothills 2023 PIT Count TOTALS

Surveys Received: 217 Validated: 160

Total Individuals: 275

Adults 25+: 160

Youth 18-24: 23

Children: 92

Total Households: 160

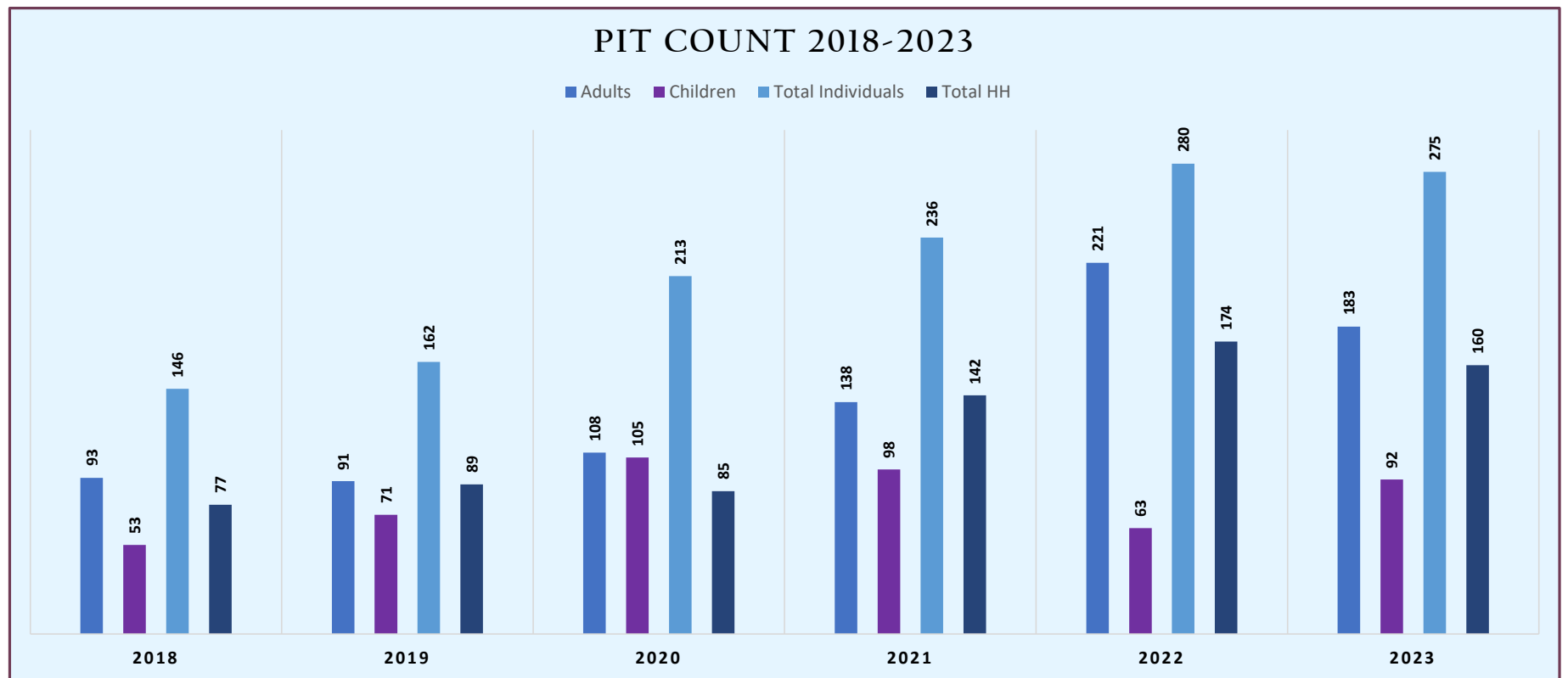
~HH with Children: 48

~HH with Children & More Than 1 Adult: 10

~HH with more than 1 adult, no kids: 8

~Singles: 94

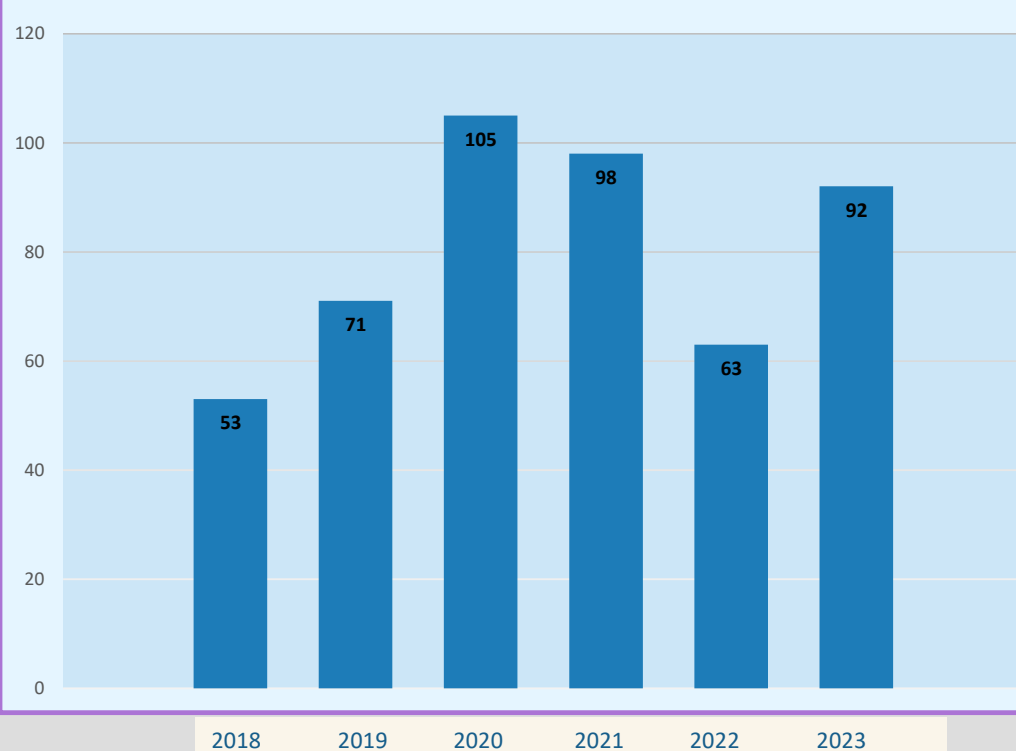
FHN Annual Count 2018-2023



2018-2023 Children Experiencing Homelessness

School aged children (5-17 years of age) continue to make up the largest group in this population.

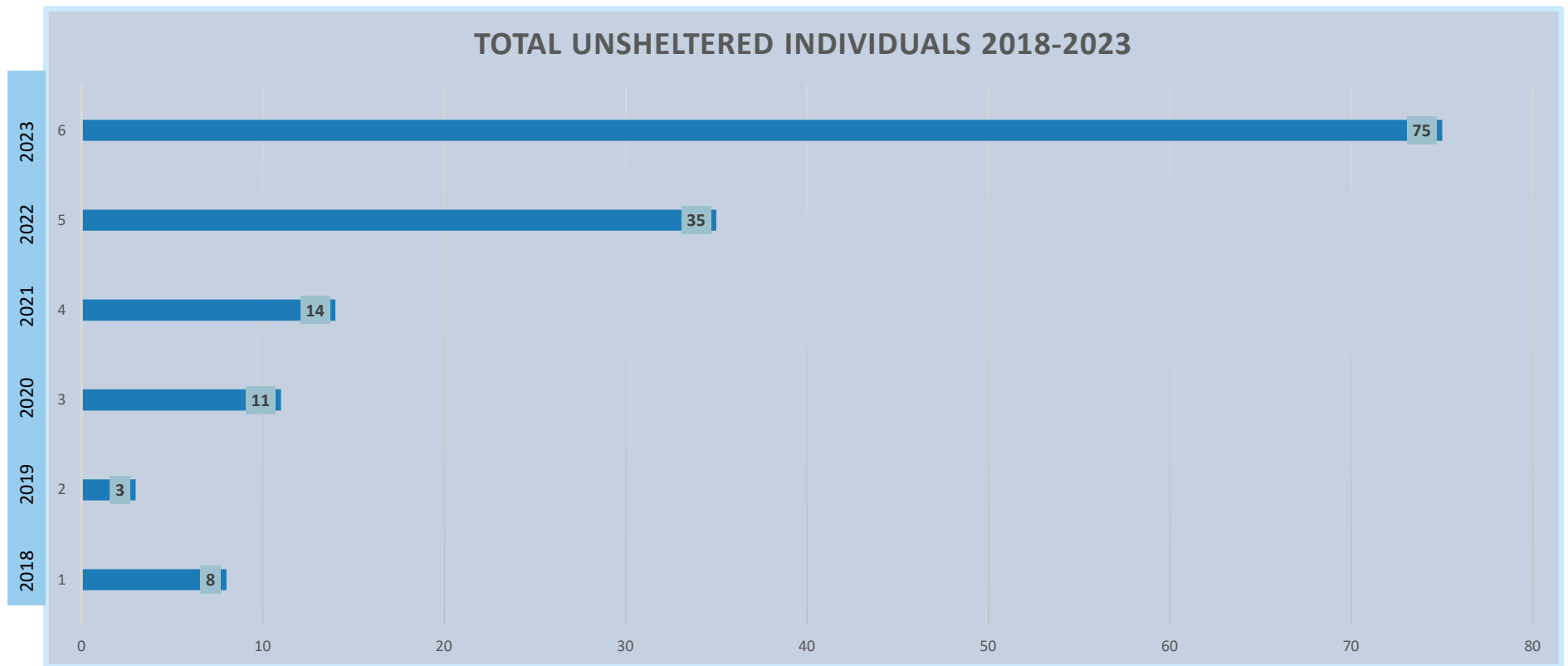
PIT COUNT 2018-2023 CHILDREN



Children 2018-2023

In 2022 we witnessed a decline in children with the PIT Count. Unfortunately, in 2023, the numbers increased to be on level with the increases since 2018.

Unsheltered Individuals



Racial Disparity in Regional Homelessness Services

Average racial statistics in PD9:

Black **11.4%** White **88.2%** Multiple **2.3%**

Adults

AA/Black: 65
White: 78
Multiple Race: 11
Native American: 4
Asian: 2

Children

AA/Black: 39
White: 41
Multiple Race: 12

Culpeper County (includes the Town of Culpeper)

Where Will You/Did You Sleep on
the Night of January 25, 2023?

Total: 87

Unsheltered: 32

Emergency Shelter: 7

Hotel (Not paid by HH): 20

Hotel (Paid by HH): 21

Jail, Hospital, Treatment: 6

Other: 1

Fauquier County (includes the Town of Warrenton)

Where Will You/Did You Sleep on
the Night of January 25, 2023?

Total: 136

Unsheltered: 37

Emergency Shelter: 44

Hotel (Not paid by HH): 12

Hotel (Paid by HH): 8

Jail, Hospital, Treatment: 2

Madison County (Includes Town of Madison)

Where Will You/Did You Sleep on
the Night of January 25, 2023?

Total: 14

Unsheltered: 9

With Friends/Family: 5

Orange County (including the Town of Orange)

Where Will You/Did You Sleep on
the Night of January 25, 2023?

Total: 38

Unsheltered: 18

Hotel (Not paid by HH): 7


Hotel (Paid by HH): 12

Jail, Hospital, Treatment: 1

TAKEAWAYS from PIT 2023:

Increases: Unsheltered, Over 60, (Unaccompanied) 18-24 year olds, Veterans, School-Aged Children;

Decreases: Racial disparities continue in services and housing in our region, however, this is the first year POC experiencing homelessness decreased in the region; Children under 5 years of age.



The mission of Foothills Housing Network is to make homelessness rare, brief, and nonrecurring. We are a partnership of organizations working to achieve this mission in Virginia's Rappahannock-Rapidan region, serving the counties of Culpeper, Fauquier, Madison, Orange, and Rappahannock Counties. Rappahannock-Rapidan Regional Commission is the lead agency for FHN.

Services provided to people at-risk of or who are experiencing homelessness in the Rappahannock-Rapidan region in 2022.

96,725

Nights of Emergency
Shelter Provided

121

Number of Households served
with Rapid Rehousing funds

124

Number of Households served
with Targeted Prevention funds

Services provided to people at-risk of or who are experiencing homelessness in the Rappahannock-Rapidan region in 2022.

5,496

Coordinated Entry Hotline:
Number of Calls

287

Number of Households
referred to Rapid Rehousing
services

346

Number of Households referred
to Targeted Prevention services

Number of Households that evaded homelessness through
diversion efforts at Coordinated Entry: **1,086**

Foothills Housing Network

Would you like to become a member in the fight to end homelessness?

Who Can Join?

- Individuals experiencing Homelessness and formerly homeless people
- Nonprofit homeless providers, social service providers
- Organizations that serve homeless and formerly homeless veterans
- Victim service providers
- Faith-based organizations
- Governmental agencies, school districts, law enforcement
- Businesses and advocates who wish to support the activities and purpose of FHN
- Mental health agencies, hospitals, and other health agencies
- Affordable housing developers, real estate agents, property management agencies
- Community colleges, universities, employment and job training agencies

For more information, specific data, questions, or comments please contact:
FHN Continuum of Care Coordinator, Rebecca Wareham at (540) 829-7450,
or rwareham@rrregion.org