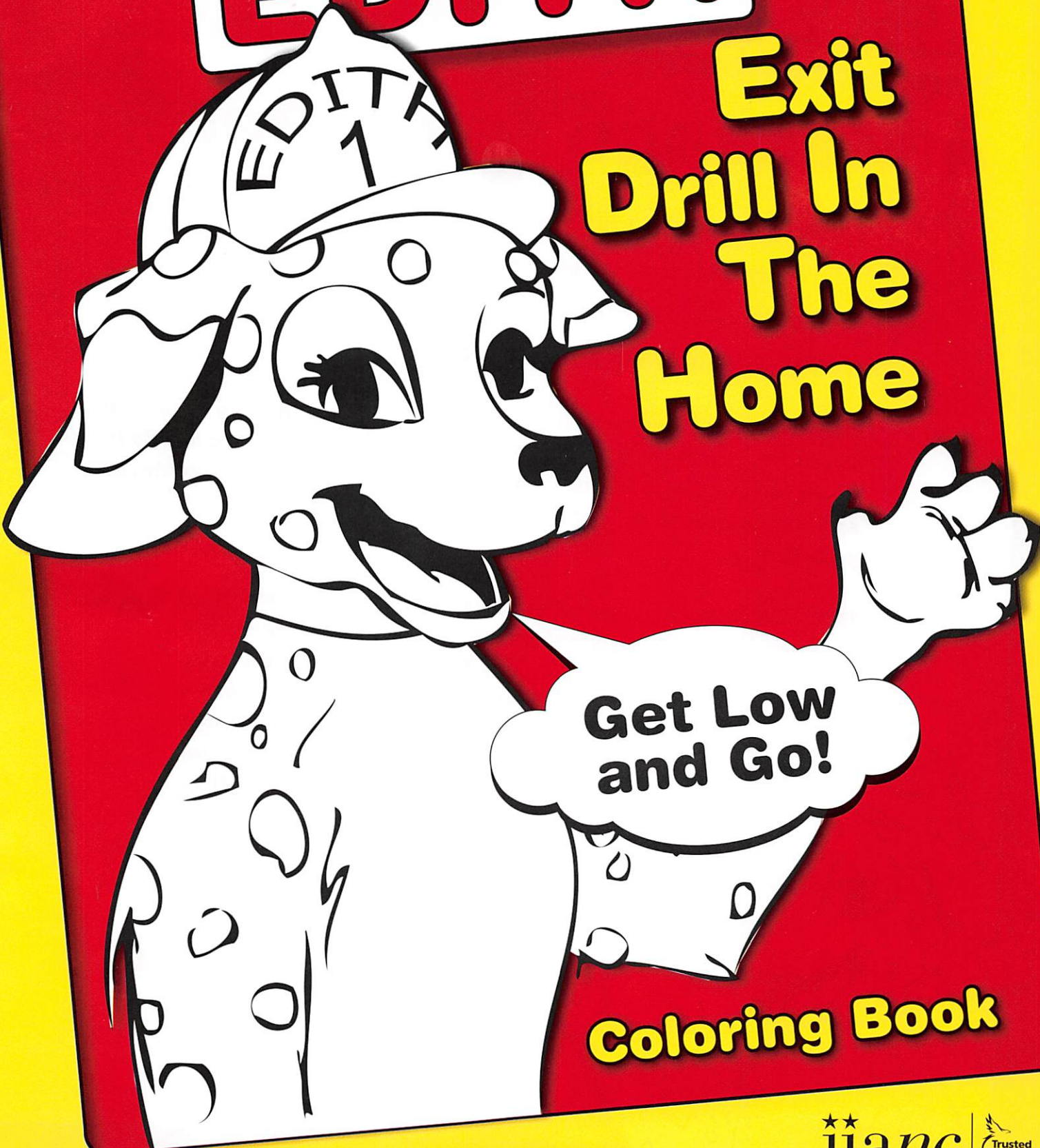


OPERATION EDITH

Exit Drill In The Home



Coloring Book

OPERATION EDITH

A Message to All Parents:

Would your child know what to do if he or she...

- ✓ heard the smoke detector in your home?
- ✓ smelled smoke?
- ✓ saw flames at the bedroom door?

As parents, it is important that you reinforce some key messages about fire safety with your children so they can escape safely if there is ever a fire in your home. They learn best by example, so spend some time at least twice a year practicing an exit drill with your family.

Read through this book with your children and make sure they understand the key points listed at the end. Be sure to visit www.operationedith.com for more resources to help your children learn about fire safety. We know you are concerned for the safety of your child, and the Operation EDITH program will help your family develop a plan of action in case of a fire.



Teach your children...

- **to tell an adult when they see flames or smell smoke.**
- **how to get out of the house. Children need to practice two exits from every room, especially bedrooms.**
- **to “Get Low and Go” – crawl under the smoke.**
- **to head for a family meeting spot outside so adults and firefighters will know they are safely out of the house (the spot should be visible from the house and away from the roadway).**
- **never to return to a burning building!**

Operation EDITH could save your child’s life...

Fires can be deadly, but they don’t have to be. By regularly practicing a home exit drill with your family, you can greatly improve the chances that every member of your family will escape safely should there ever be a fire in your home.

It’s easy...

Start by sounding your smoke detector so your children will learn the sound and what they should do when they hear the alert. For children, this drill will be fun and exciting.

But more importantly, this drill will help children to remember these life-saving fire safety and exit procedures if and when they really need them.

**Check out our interactive website & free mobile app (search for “Operation Edith”) for fun activities for you and your kids!
www.operationedith.com**

OPERATION EDITH

Exit Drill In The Home

This Book Belongs to:





**Do you know what a smoke detector sounds like?
Have a grown up press the test button so you can
hear the sound.**

OPERATION EDITH

Exit Drill In The Home




Get low under the smoke and crawl out of the house.



OPERATION EDITH

Exit Drill In The Home



Get low and go out a window or a door.



Don't hide under the bed or in the closet!

OPERATION EDITH

Exit Drill In The Home

Choose a Meeting Place

It is important for your family to decide on a safe meeting place away from the house and the fire.

Agree on a meeting place together. This could be a mail box or a certain tree, for example. Make sure your child knows to go straight to the meeting place once outside the house and not to go back in the burning house or building.

Having a pre-determined meeting place allows parents to quickly know that all family members are safely out of the house.

Once everyone is at the family meeting place, go to the nearest phone at a neighbor's house or nearby building and dial 911 or your area fire department.







Meet Mommy or Daddy by the street...

OPERATION EDITH

Exit Drill In The Home






m

...or by a big tree in your yard.


OPERATION EDITH

Exit Drill In The Home



The firemen will bring big trucks
and put the fire out.

Handwritten text in a stylized, cursive script, possibly representing a name or a decorative header.




OPERATION EDITH

Exit Drill In The Home

Safe or not?


Many things can be found around your home which may not be safe for children to touch or use. Review this list with kids and then make sure "not safe" items are stored out of their reach.

SAFE




Fire Extinguisher

NOT SAFE



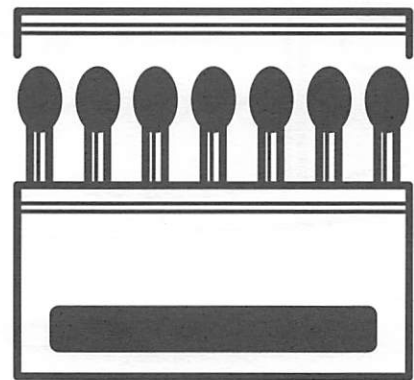
Lighter

SAFE



Smoke Detector

NOT SAFE



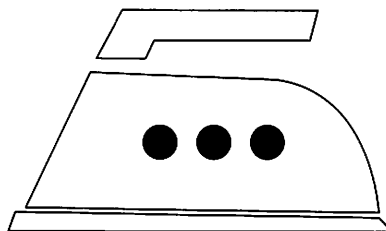
Matches

SAFE



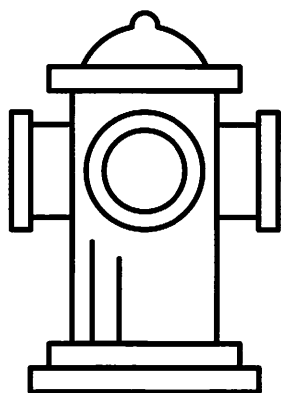
Exit Sign

NOT SAFE




Iron

SAFE




Fire Hydrant

NOT SAFE




Electrical Outlet

SAFE



Flashlight

NOT SAFE



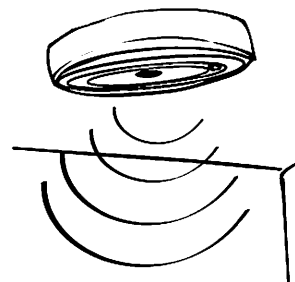
Gas/Oil Can

OPERATION EDITH

Exit Drill In The Home

Review these important points with your children.

- 1. Know what a smoke detector sounds like.**



- 2. Do not hide under the bed or in a closet.**



- 3. Get low and Go out the room through a window or door.**



- 4. Crawl under the smoke and out of the house.**



- 5. Meet your family at a designated meeting spot.**



Fire Safety Checklist for Parents

- 1. Install smoke detectors on every level of your home. Replace batteries at least twice a year. If bedroom doors are kept closed at night, a detector should also be installed in each bedroom.**
- 2. Prepare a home exit plan. There should be two exits from each room, which means one exit could be a window. You may need to purchase chain ladders which would enable your family to exit from a second story window without injury. Such supplies are carried in local hardware and home improvement stores.**
- 3. Practice a home exit drill with your family during fire safety week in October and at least two other times a year.**
- 4. Make sure your children know:**
 - To tell a grown-up if they see smoke or flames**
 - To get out of the house when they hear the smoke detector**
 - Two ways to exit each room**
 - To go to your “family meeting place”**
 - Never to go back into a burning building**

Visit www.operationedith.com for more helpful games and tips.



OPERATION EDITH

Exit Drill In The Home

Visit www.operationedith.com or download our free mobile app to play fun, interactive games and learn more about fire safety!

- Sing along and play dress up with EDITH the Firedog
- Play a safety matching game and other fun activities
- Learn what to do if there's a fire at school or at home
- Play the Safe or Not game
- And much more!

Operation EDITH brought to you by:

Independent Insurance Agents of North Carolina
101 Weston Oaks Court, Cary, NC 27513 | (800) 849-6556 | www.iianc.com

★★
iianc

INDEPENDENT INSURANCE AGENTS
OF NORTH CAROLINA



www.trustedchoice.com

EDITH the Firedog created and illustrated by: Jenna Goldstein