



City of Plainfield
Fire Department



Deputy Chief Joseph Franklin

Bureau of Fire Prevention
315 Central Ave
Plainfield, New Jersey 07060
(908) 753-3446

Fire Official Taheem Muslim

fireinspection@plainfieldnj.gov

APPLICATION FOR INSPECTION
CERTIFICATION OF SMOKE ALARM, CARBON MONOXIDE ALARM
AND PORTABLE FIRE EXTINGUISHER COMPLIANCE

PROPERTY INFORMATION (LOCATION TO BE INSPECTED)

Address: Block: Lot:

Municipality: Plainfield County: Union

Name to appear on Certificate: Closing Date:

One Family [ ] Two Family [ ] We "Only" inspect One & Two-family dwellings as required by Fire Code

Seller's Information:

Name: Phone Number:

Realtor's Information (if applicable):

Name: Agency: Phone Number:

Fee Schedule as per N.J.A.C. 5:70-2.9(d)

The application fee for a certification of smoke alarm, carbon monoxide alarm, and portable fire extinguisher compliance (CSACMAPFEC), as required by N.J.A.C. 5:70-2.3, shall be based upon the amount of time remaining before the change of occupant is expected, a follows:

- Request for a CSACMAPFEC received more than 10 business days prior to the change of occupant: \$45.00
Request for a CSACMAPFEC received four to 10 business days prior to the change of occupant: \$90.00
Request for a CSACMAPFES received fewer than four business days prior to the change of occupant: \$161.00

Inspections will be conducted the Wednesday after the number of business days associated with the above fees

Payment Method

- Card E-Check Money Order Certified Check
Personal Check - only accepted for the \$45.00 fee (not accepted for the \$90.00 or \$161.00 fees)

Make Checks payable to Plainfield Fire Department

For payments made online please e-mail application to fireinspection@plainfieldnj.gov

(There will be a charge of \$20.00 for any returned check, in addition to the inspection fees.)

A failed inspection or missed appointment requires a re-submission of this application in addition to the inspection fees

For Office Use Only

Fee Amount: \$ Form: #

Date Payment Received BFP Staff processing application:

Card, E-Check, Money Order or Check: #

Inspection Date Time

Pass [ ] Failed [ ] Reason for failure: Fire Inspector:

Smoke Detector: 1st flr 2nd flr 3rd flr Attic Basement Battery Hardwire

Carbon Monoxide: 1st flr bedrooms 2nd flr bedrooms Basement

Fire Extinguisher: 1st flr 2nd flr Duplex- Side 1 side 2

**NOTE: REVIEW THESE REQUIREMENTS BELOW BEFORE THE IN-PERSON INSPECTION.  
SEE THE APPLICATION APPENDIX ON PAGE 3 FOR FURTHER INSTRUCTIONS**

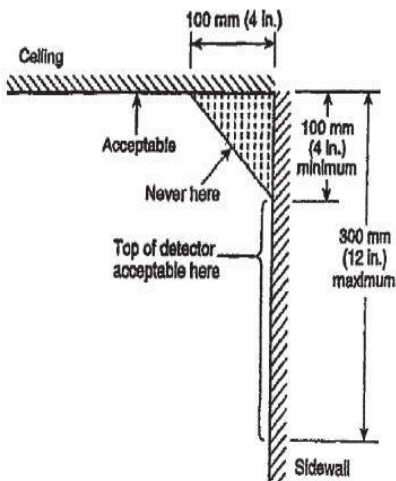
- Smoke alarm on each level of the dwelling, including basements, excluding attic (unless finished) or crawl space. Number of smoke alarms: Qty. \_\_\_\_\_
- Smoke alarm and carbon monoxide alarm near a flame producing device, outside each separate sleeping area and within ten feet of All bedroom doors.
- Smoke alarms 110V/hard-wired with battery backup and interconnected (When one sounds, they all sound).
- When applicable: All battery-operated smoke alarms are 10-year sealed battery type only.
- Acceptable Option: Combination smoke and carbon monoxide alarm(s) are 10 year sealed battery.
- All smoke alarms shall be in working order (activates when the test button is pushed).
- When applicable: Houses equipped with a low voltage smoke detector alarm system, please provide an alarm test report from a New Jersey Certified Fire Protection Contractor (i.e. alarm monitoring company).
- All smoke alarms and carbon monoxide alarms are in working order and UL Certified.
- Fire Extinguisher is ABC rated, 2A:10BC no larger than 10 pounds, is visible, easily accessible, in the kitchen, no more than 5 feet above the floor, new with a receipt or valid inspection sticker showing gauge in the green. The extinguisher must have been serviced and tagged by a contractor certified by the New Jersey Division of Fire Safety within the past 12 months or the seller must provide recent proof of purchase receipt.

The statements below only apply to a dwelling equipped with smoke alarm(s) and/or combination smoke and carbon monoxide alarm(s) that are battery operated, not hard-wired alarm systems:

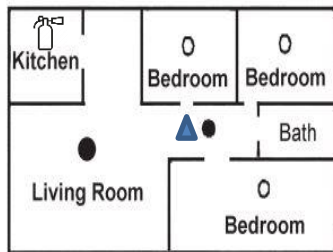
I do hereby certify that all smoke alarm(s) and/or combination smoke and carbon monoxide alarm(s) are 10 year sealed battery. I am aware of, if the previous statement made by me is willfully false, I will be subject to a penalty. (Notary Public is not required)

\_\_\_\_\_  
Signature

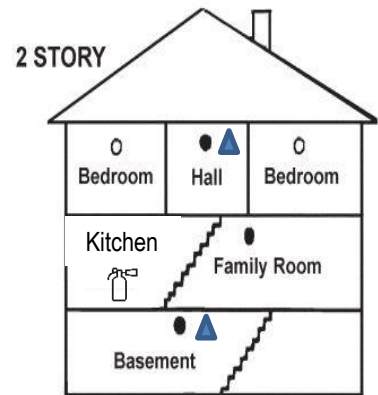
\_\_\_\_\_  
Print Name



**SINGLE STORY RESIDENCE**



**TWO STORY RESIDENCE**



- - Smoke Alarms for Minimum Protection
- - Recommended Smoke Alarms for Additional Protection
- ▲ - Carbon Monoxide Alarm
- 🔥 - Fire Extinguisher Location

---

## Application Appendix

### **Where to Locate Smoke Alarms:**

- Smoke alarms are to be located on every level of a residence (basement whether finished or not, first floor, second floor, etc.) excluding crawl spaces and unfinished attics subject to temperature extremes.
- Homes built before 1984 are allowed to have battery-operated smoke alarms. They must be the sealed 10-year units. Any floor with a sleeping area will have a smoke alarm within 10 feet of the bedroom doors. Basement level smoke alarms are to be located in the basement, not in the stairwells.
- Homes built between 1987 and 1991 will have hard-wired, 110v interconnected smoke alarms in the common areas on each level. Any floor with a sleeping area will have a smoke alarm within 10 feet of the bedroom doors. When one alarm sounds, they all sound
- Home built from 1991 to the current date will have hard-wired, 110v interconnected smoke alarms in the common areas on each level and each bedroom. Any floor with a sleeping area will have a smoke alarm located within 10 feet of the bedroom doors. When one alarm sounds, they all sound.
- Finished basements with drop ceilings must have the smoke alarm below the drop ceiling.
- Smoke alarms must be maintained with what was approved at the time of the Certificate of Occupancy. A battery-only operated unit cannot replace a hardwired smoke alarm.

### **Where **Not to** Locate Smoke Alarms:**

To avoid false alarms and/or improper operation, avoid installation of smoke alarms in the following areas:

- Kitchens – smoke from cooking may cause nuisance alarms – smoke alarms are not the dinner bell
- Bathrooms – excessive steam from a shower may cause a nuisance alarm
- Near forced air ducts used for heating or air conditioning – air movement may prevent smoke from reaching the alarm.
- Near furnaces of any type – air and dust movement and normal combustion products may cause a nuisance alarm. Keep alarms in these areas at least 10 feet from the appliance.
- The 4 inches “Dead Air” space where the ceiling meets the wall, corner areas.
- The peak of an “A” frame type ceiling. “Dead Air” at the top may prevent smoke from reaching the alarm.

### **Where to Locate Carbon Monoxide Alarm(s):**

To be located on every floor that has a sleeping area, near the sleeping area; near a flame-producing device. Not in another room/bedroom/bathroom area. Combination smoke alarms/carbon monoxide alarms are also acceptable near the sleeping areas but not required. Plug-in carbon monoxide in a hallway is also acceptable.

### **Where to locate the Fire Extinguisher:**

To be mounted on the kitchen wall, visible and readily accessible. The top of the fire extinguisher shall be no more than 5 feet above the floor and is mounted using the manufacturer’s hanger or brackets. The fire extinguisher shall be accompanied by the owner’s manual. The extinguisher is listed, labeled, charged, and operable. The extinguisher must have been serviced and tagged by a contractor certified by the New Jersey Division of Fire Safety within the past 12 months or the seller must provide recent proof of purchase receipt.