



**CITY OF PARK RIDGE**  
**FORESTRY DIVISION**  
847-318-5231

---

**FORESTRY BUILDING PERMIT REQUIREMENTS**  
**(TREE PRESERVATION PLAN)**

When a building or site work permit is being sought, a legible Tree Preservation Plan must be submitted along with other required documents indicated in the Community, Preservation & Development's Construction Guidelines. Each Tree Preservation Plan must indicate the following information for the entire site:

- ❑ A tree survey indicating location, size (diameter\*) and species of all Protected Trees greater than 10" diameter\* and all trees on public property. If no trees exist on either the public or private property, please indicate with a statement.
- ❑ Indicate how all trees and parkways are to be protected throughout all phases of construction. At a minimum, all fencing shall go to the dripline or to the excavation limits. Excavation limits falling within the dripline shall be subject to the approval of Forestry Staff. **Refer to the City of Park Ridge's Tree Protection Fencing Detail for fencing requirements.**
- ❑ Indicate any trees greater than 10" diameter\* proposed to be removed for the site improvement or provide a list of such trees on the plan. Provide a completed Tree Removal Application for all single stemmed trees 10" or greater in diameter\* or multi-stem trees with a cumulative diameter of 15" or greater in diameter\*. If the site has numerous trees, the trees must be marked on the property as well. If no trees are being removed from the property, please indicate with a statement.
- ❑ Show location, shape and spatial arrangement of all existing and proposed buildings, impervious surfaces, structures, driveways, construction access points and construction material/debris storage areas.
- ❑ Show existing and proposed utility services including water & sewer, excavation locations for access to utilities and connections to mains, when applicable.
- ❑ Show setbacks, yard requirements, easements and conservancy areas.

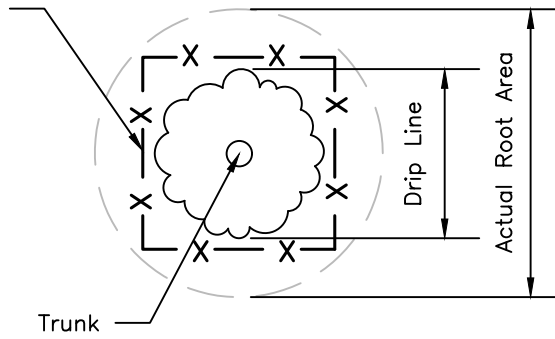
**For additional information, please refer to the City of Park Ridge – Forestry Division's Tree Protection Fencing Detail and Article 15, Chapter 18 of the Municipal Code.**

\* Diameter is measured at 4 ½' from the ground.

# TREE PRESERVATION

## Private Property Trees:

Construction fencing perimeter with metal posts at 10-ft centers (max.) so fencing will remain stable throughout construction. Fencing shall be maintained daily.

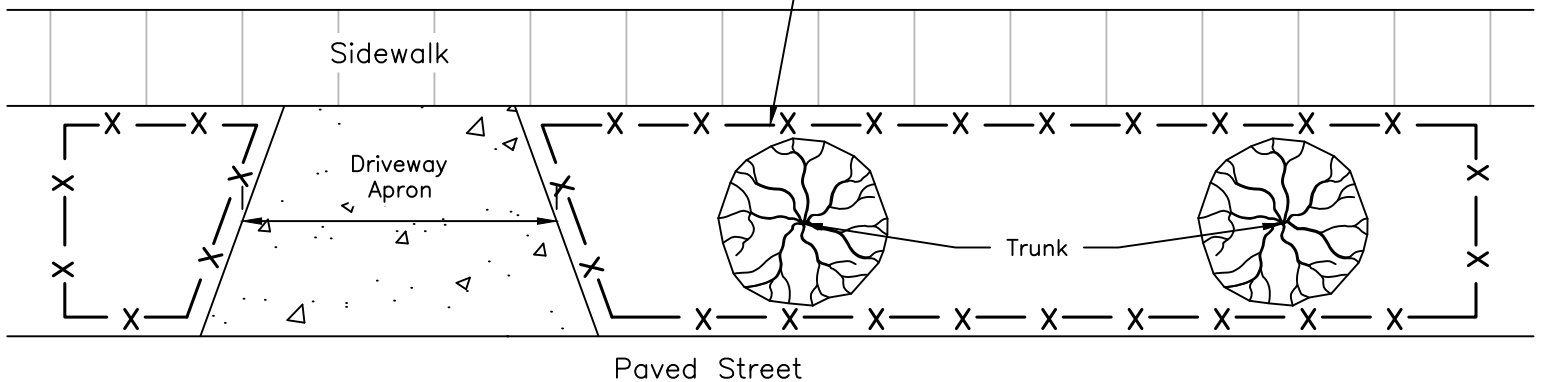


Roots of trees extend far beyond the tree's canopy. To protect these roots, place construction fencing around the Critical Root Zone (CRZ = 1.5' x DBH) or DRIPLINE (see detail) of the tree, whichever is greater. The impact of construction on the tree will largely be determined by the amount of space given for the tree protection area. The greater the space, the better chance for survival during and after construction.

## Parkway Trees:

Generally the root system of a parkway tree only extends from the trunk to the end of the parkway on the street side of the tree. The roots on the sidewalk side can run underneath the walkway and onto private property. It is VERY important to fence off the ENTIRE parkway to minimize the damage to the root system of these trees. Please refer to the detail below for the proper installation of parkway tree fencing.

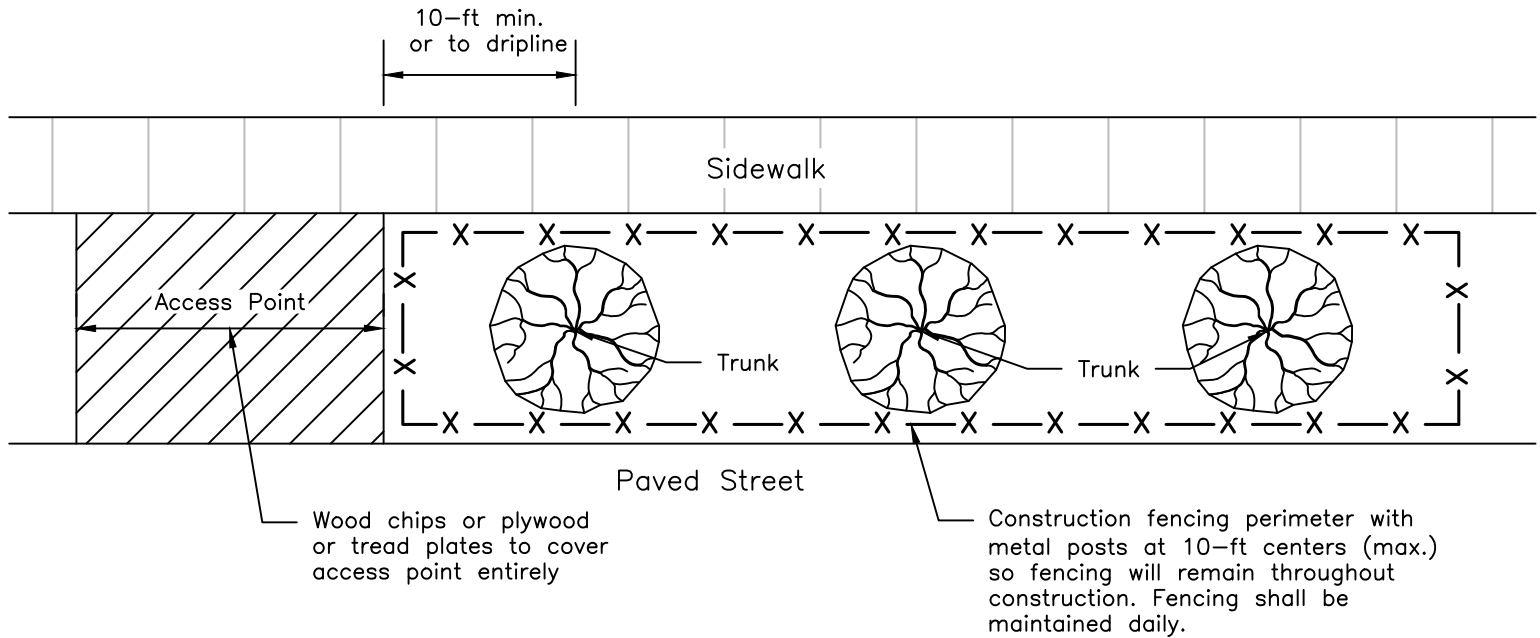
Construction fencing perimeter with metal posts at 10-ft centers (max.) so fencing will remain stable throughout construction. Fencing shall be maintained daily.



FILE NO:	CITY OF PARK RIDGE FORESTRY DIVISION TREE PRESERVATION STANDARD DETAIL  <b>TREE PROTECTION FENCING DETAIL</b> SHEET 1 OF 2
DATE: MARCH 2018	
REVISION NO:	
REVISION DATE:	

## Parkway Tree Fencing Without Driveway:

Certain sites do not have access to the front of the property for various types of construction activity. If the property DOES NOT have a driveway for access, a 10 FOOT access point to the front of the property across the parkway is permitted. This access point must be properly constructed to protect the roots of the parkway trees from compaction by heavy equipment or other construction damage. The general contractor or owner must fence off the perimeter of the parkway up to the designated access point. Plywood or a minimum of 10" of wood chips must be placed across the entire 10' wide access point. This must be maintained daily for the duration of the construction activity.



## Construction Dangers To Be Aware Of:

**COMPACTION:** Minimize this type of damage by fencing trees to the DRIPLINE. A majority of a trees roots are located in the top 18–24" of soil and can spread two to three times further than the branches. They are the vital support structure and water/nutrient provider for the tree. Large equipment (bobcats, loaders, cement trucks, etc.), if driven over this area, will reduce the pore space in the soil. There will be less water and oxygen available in the soil because of this activity. This will cause the tree to "starve" since its roots will be damaged and not able to access the water and nutrients they need.

**TRUNK DAMAGE/BROKEN BRANCHES:** Prevent this damage by pruning low hanging branches on construction sites to avoid breaking & ripping them with trucks and other construction equipment. If there are low hanging branches on parkway trees contact the Forestry Division at 847-318-5231. Installation and maintaining tree protection fencing will keep skidders, bobcats, etc. from damaging the trunk. Wounds caused in this manner leave sources of infection for pathogens. This will cause the tree to be stressed and susceptible to disease and death.

**TRENCHING:** Sewer, water and other utilities are placed underground. The installation of these utilities via trenching causes tremendous damage to the root system of the tree. Trenching equipment will tear & sever a large portion of the root zone responsible for water & nutrient uptake. This will provide a source of infection for fungus & other pathogens leading to tree stress, disease problems, weak limbs, and death. CONTRACTORS MUST USE TREE AUGERING SPECS PROVIDED IN SECTION 9-4-6 OF THE MUNICIPAL CODE. ANY OPEN CUT TRENCHING WITHIN THE DRIPLINE OF ANY TREE MUST BE APPROVED BY FORESTRY AND ENGINEERING. OPEN CUT TRENCHING MAY BE PERMITTED AT THE STREET FOR UTILITY INSTALLATION AND CONNECTION.

IF ANY CONFLICTS WITH TREES ARISE PER THE IEPA SEWER AND WATER SEPARATION REQUIREMENTS, PLEASE CONTACT THE FORESTRY DIVISION PRIOR TO ANY WORK.

**PLEASE NOTE:** Any person, who removes or substantially destroys a tree(s) without a City tree removal permit is in violation of Section 15-18-3 and shall be fined pursuant to Article 15-18-12 of the Municipal Code. Applications for tree(s) removal can be obtained in the Department of Community, Preservation & Development.

Prior to beginning any construction project, and for additional information about tree removals on private property, please review Article 15, Chapter 18 Tree Preservation on Private Property and Section 15-18-10 Tree Protection During Construction. Other measures may be used to protect trees during the construction process. These methods will be written on the permit.

FILE NO:	CITY OF PARK RIDGE FORESTRY DIVISION TREE PRESERVATION STANDARD DETAIL  <b>TREE PROTECTION FENCING DETAIL</b> SHEET 2 OF 2
DATE: MARCH 2018	
REVISION NO:	
REVISION DATE:	