

2022 PCRRC Data Report

City of Oxford Police Division



Presented at the May 18, 2023
Police Community Relations &
Review Commission meeting

City of Oxford
Police Division
Charges by Race from February to December 2022

Race	Traffic & Criminal Citations	% of Total
Asian	111	7.55%%
Black	140	9.53%
White	1154	78.50%
Other	4	.27%
Unknown	61	4.15%
Total	1470	100%

The number of criminal and traffic charges are taken from the Oxford Police Division's Report Management System. Also, identification of race or ethnicity is typically determined by responding police officer.

City of Oxford
Police Division
Arrests by Race from February to December 2022

Race	Arrests	% of Total
Asian	8	2.07%
Black	40	10.36%
White	327	84.72%
Other	0	0%
Unknown	11	2.85%
Total	386	100%

Source: City of Oxford Police Division Records Management System. The number of Arrests reflects the physical arrest of a person and not the number of criminal charges. This would include a warrant arrest on charges from previous years and expunged records.

City of Oxford
Police Division

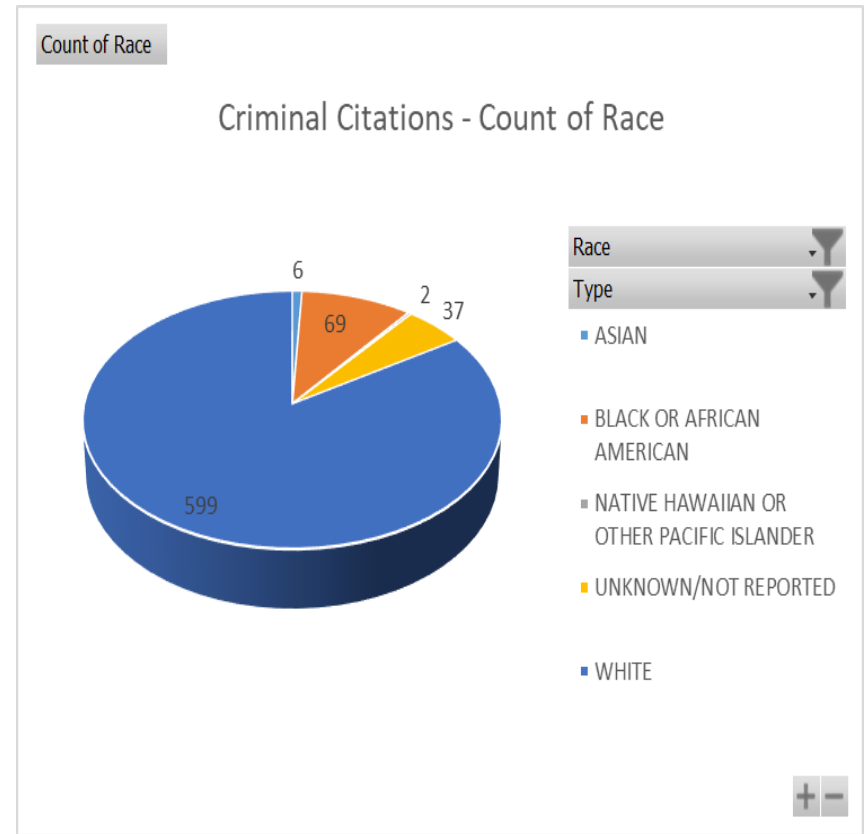
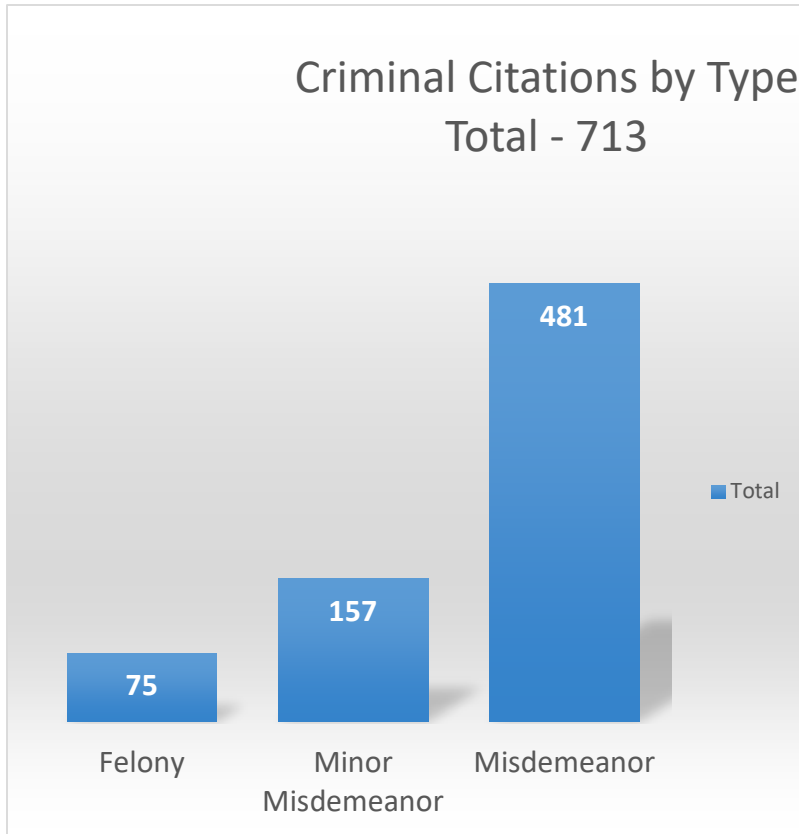
Arrests by Age from February to December 2022

Age	Arrests	% of Total
Under 18	25	6.48%
18 to 22	207	53.63%
23 to 29	37	9.59%
30 to 39	62	16.06%
40 to 49	32	8.30%
50 to 59	15	3.89%
Over 60	8	2.07%
Unknown	0	0
Total	386	100%

Traffic Citation Breakdown

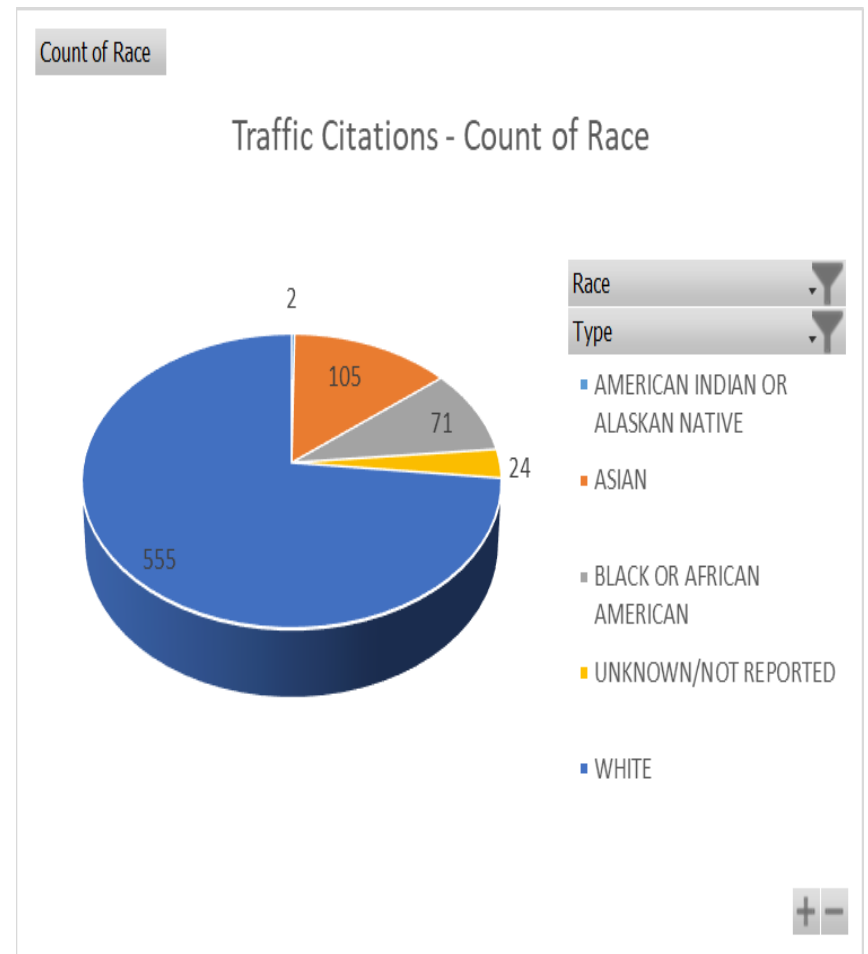
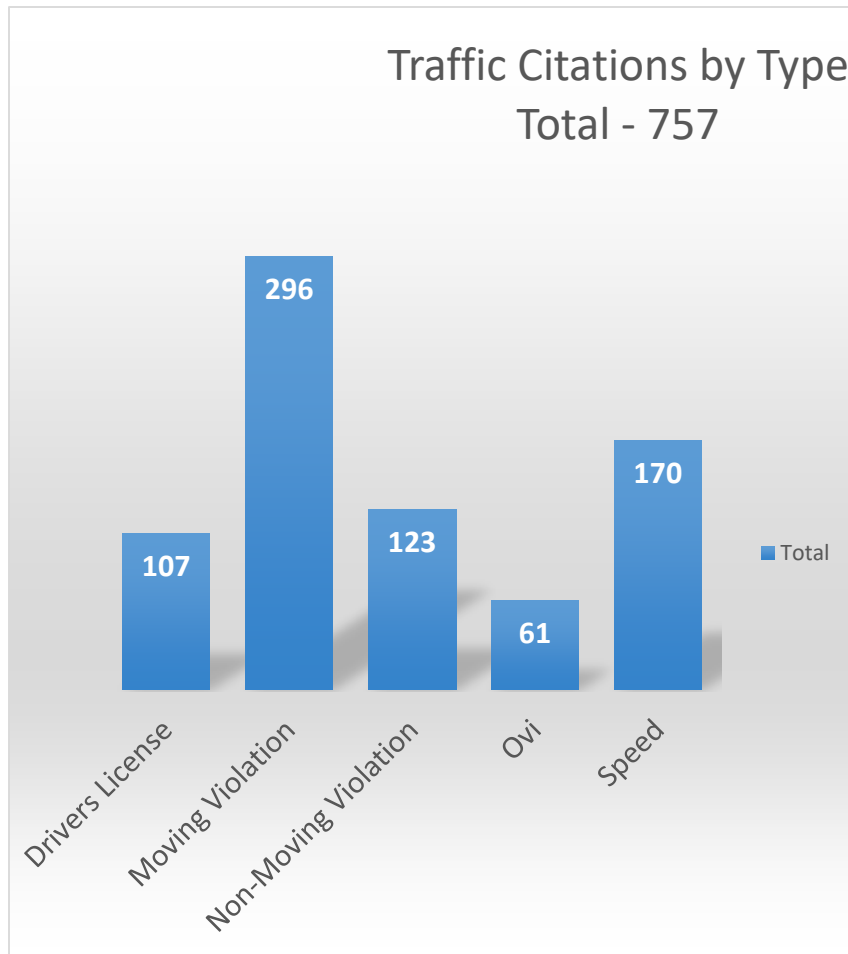
Race	# of Traffic Citations	Percentage
Asian	105	13.87%
Black	71	9.38%
White	555	73.32%
Other	2	.26%
Unknown	24	3.17%
Total	757	100%

Criminal Charge Breakdown



This report represents new criminal charges filed in 2022 that are classified as MM, M, Juvenile or Felonies. It does not include expungements, warrant arrests, OVIs, or other traffic offenses.

Traffic Citation Breakdown



Arrest Trends 2020 - 2022

City of Oxford Police Division

Race	Arrests 2020	% of Total	Arrests 2021	% of Total	Arrests 2022*	% of Total
Asian	12	2.63%	13	2.29%	8	2.07%
Black	40	8.80%	52	9.16%	40	10.36%
White	383	84.17%	494	86.97%	327	84.72%
Other	1	0.22%	2	0.35%	0	0%
Unknown	19	4.18%	7	1.23%	11	2.85%
Total	455	100%	568	100%	386	100%

The number of arrests and citations are taken from the Oxford Police Division's Report Management System. Also, identification of race or ethnicity is typically determined by responding police officer.

Arrest and Citations Trends

Race	Arrests & Citations 2017	% of Total	Arrest & Citations 2018	% of Total	Arrests & Citations 2019	% of Total
Asian	272	9.96%	375	17.45%	350	17.18%
Black	171	6.26%	157	7.31%	156	7.65%
White	1687	61.79%	1575	73.29%	1450	71.18%
Other	10	0.37%			4	0.19%
Unknown	590	21.61%	42	1.95%	77	3.79%
Total	2730	100%	2149	100%	2037	100%
Race	Arrests & Citations 2020	% of Total	Arrests & Citations 2021	% of Total	Arrests & Citations 2022	% of Total
Asian	149	9.50%	101	5.93%	119	6.41%
Black	130	8.30%	167	9.81%	180	9.70%
White	1228	78.30%	1358	79.79%	1481	79.80%
Other	6	0.40%	22	1.30%	4	0.22%
Unknown	51	3.30%	54	3.17%	72	3.88%
Total	1564	100%	1702	100%	1856	100%

2022 Use of Force Reports

USE OF FORCE REPORTS						
Officer	Date	Type of Force	Charges	Age	Race	Sex
42/45	2/12/2022	Physical	Domestic Violence/Protection Order/Resisting Arrest	44	W	M
39/57	5/20/2022	Physical	Mental Health/Welfare Check with Mobile Crisis	21	W	M
43	9/16/2022	Physical	Disorderly Conduct/Trespassing/Obstructing Official Business	21	W	M
58	9/24/2022	Physical	Prohibitions/Underage/Resisting Arrest	20	W	M
49	9/25/2022	Physical	Obstructing Official Business/Underage/Open Container	20	W	M
53	10/14/2022	Physical	Domestic Violence/Resisting Arrest 22-OPD-1310	39	B	M
62	11/3/2022	Physical	Unruly/Disorderly Conduct M-4/Resisting Arrest	17	W	M
30/52	10/11/2022	Taser/Physical	Resisting Arrest/Disorderly Conduct	33	W	M
45	11/1/2022	Physical	Warrant Arrest	25	W	F
42	12/20/2022	Physical	Resisting Arrest/OVI	65	W	F

# of Incidents					
	2018	2019	2020	2021	2022
Use of Force	13	11	7	9	10
Display of Force	13	14	13	8	14

2022 Display of Force Reports

DISPLAY OF FORCE REPORTS						
Officer	Date	Weapon Displayed	Circumstances	Age	Race	Sex
54	1/6/2022	Firearm	Obstructing Official Business (F-5)	24	W	M
42	1/15/2022	Firearm	Burglary/Domestic Violence	40	W	M
62	2/5/2022	Firearm	Burglary/Underage/Prohibitions	20	W	M
57/59	2/27/2022	Firearm	Weapons Under Disability/Agg. Menacing/Assault	60	W	M
59/54	3/5/2022	Firearm	assist MUPD with felony car stop	49	W	M
54	5/3/2022	Firearm	Obstructing Official Business/Receiving Stolen Property	32	B	M
59	5/14/2022	Firearm/K9	Robbery (warrant)	37	W	M
38/53	5/29/2022	Firearm	Burglary	53	W	M
46	6/7/2022	Firearm	Kidnapping	32	B	M
46	6/6/2022	Firearm	Felony Warrant Arrest	34	W	M
49	9/2/2022	Firearm	Fleeing Suspicious Person			
35	10/14/2022	OC Spray	Domestic Violence/Resisting Arrest 22-OPD-1310	39	B	M
43/59	11/23/2022	Firearm	Dispute involving handgun between intoxicated individuals	40	W	M
49	12/16/2022	Firearm	HPD Charges- Stolen Vehicle	40	W	M

Yearly Comparisons

# by Type of Force										
	2018		2019		2020		2021		2022	
	Use of Force	Physical	13	Physical	11	Physical	5	Physical	8	Physical
	OC Spray	0	OC Spray	0	OC Spray	1	OC Spray	0	OC Spray	0
	Asp	0	Asp	0	Asp	0	Asp	1	Asp	0
	Taser	0	Taser	0	Taser	0	Taser	0	Taser	1
					Both	1				
Display of Force										
Display of Force	Firearm	13	Firearm	14	Firearm	12	Firearm	8	Firearm	12
	Taser	0	Taser	0	Taser	1	Taser	0	Taser	0
	OC Spray	0	OC Spray	0	OC Spray	0	OC Spray	0	OC Spray	1
									Firearm/K9	1

# by Race and Sex										
	2018		2019		2020		2021		2022	
	Use	Display	Use	Display	Use	Display	Use	Display	Use	Display
Black	2	2	1	4	1	4	3	1	1	3
White	11	20	10	11	5	14	6	7	9	10
Hispanic	1	0	0	0	0	0	0	0	0	0
Asian	0	0	0	0	1	0	0	0	0	0
Male										
Male	12	17	11	13	6	15	9	8	8	13
Female										
Female	2	5	0	2	1	3	0	0	2	0

2022 Formal Citizen Complaints

Month of Complaint	Employee Classification	Type of Complaint	Resolution
January	Police Officer	Male kicked out of bar and didn't agree with it – No specific allegation	Exonerated
April	Police Officer	Male with mental health concerns believing officers are following him as he drives	Unfounded

2022 Commendations

	# Received
Different officers who received official commendations	8
Number of incidents where a commendation was issued	8
Number of officers who received more than one commendation	2

Online Feedback Form

Type	# Received
Negative experience by specific officer	1 – addressed by discipline
Positive experience	1
General inquiry – no complaint	3
Not enough information and no response to request for additional	1
Generally negative comment about the police (not specific officer)	3

Online link located at https://www.cityofoxford.org/government/departments/police/contact_us/index.php

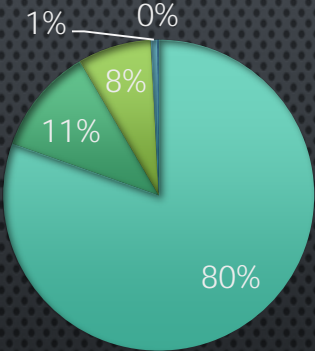
*This is a simple form for quick comments, positive or negative, that allows submissions to be anonymous.



2022 Self Initiated Stop Data

THE CITY OF OXFORD POLICE DEPARTMENT

2022 TRAFFIC STOP DATA

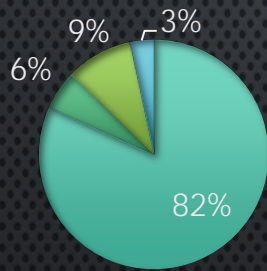


TOTAL 1332

■ WHITE 1071 ■ BLACK 148 ■ ASIAN 102 ■ UNKNOWN 9 ■ PACIFIC 2

2022 TRAFFIC CRASH BENCHMARK DATA

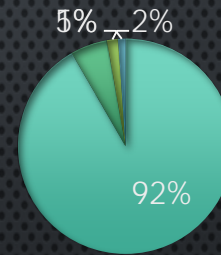
AT FAULT



TOTAL 181

- WHITE 148
- BLACK 10
- ASIAN 17
- UNKNOWN 6

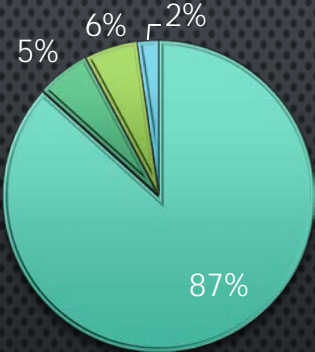
NO FAULT



TOTAL 180

- WHITE 165
- BLACK 10
- ASIAN 3
- UNKNOWN 2

2022 TRAFFIC CRASH BENCHMARK DATA

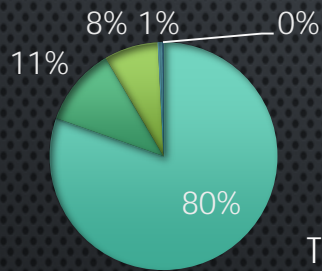


TOTAL 361

■ WHITE 313 ■ BLACK 20 ■ ASIAN 20 ■ UNKNOWN 8

TRAFFIC STOP DATA VS TRAFFIC CRASH DATA

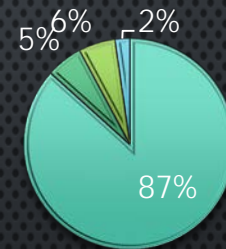
TRAFFIC STOP DATA



TOTAL
1332

- WHITE 1071
- BLACK 148
- ASIAN 102
- UNKNOWN 9
- PACIFIC 2

TRAFFIC CRASH DATA

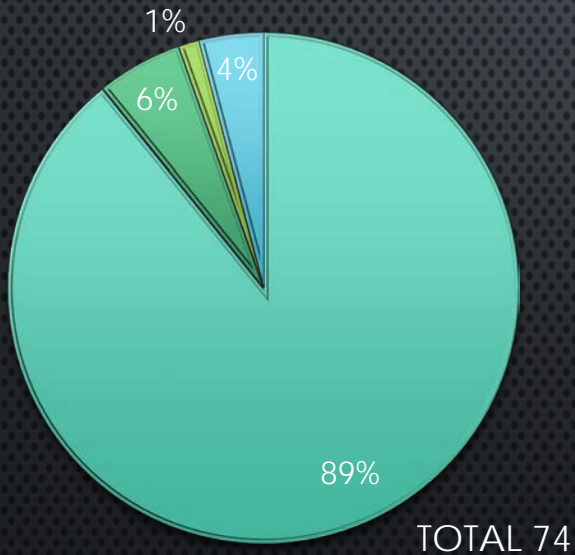


TOTAL
361

- WHITE 313
- BLACK 20
- ASIAN 20
- UNKNOWN 8

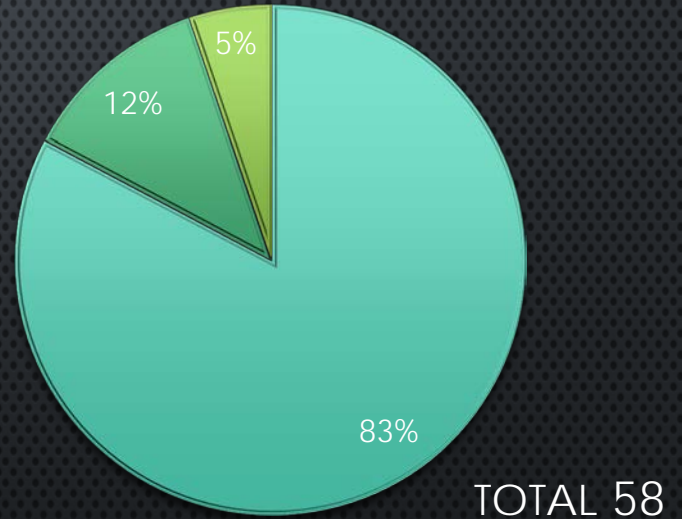
PEDESTRIAN STOP

ARREST



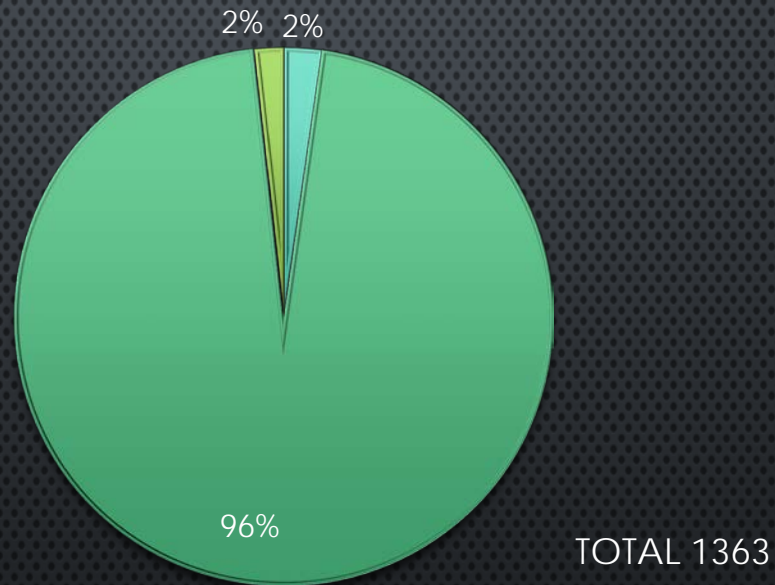
WHITE 66 BLACK 4 PACIFIC 1 UNKNOWN 3

NO ACTION



WHITE 48 BLACK 7 ASIAN 3

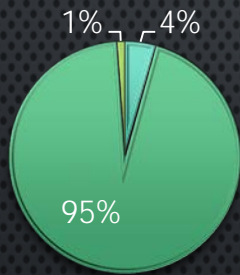
ETHNICITY TRAFFIC STOP DATA



■ HISPANIC 31 ■ NON HISPANIC 1308 ■ BLANK 24

ETHNICITY CRASH DATA

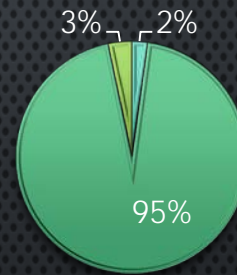
AT FAULT



TOTAL
185

■ HISPANIC 8 ■ NON HISPANIC 175 ■ BLANK 2

NO FAULT

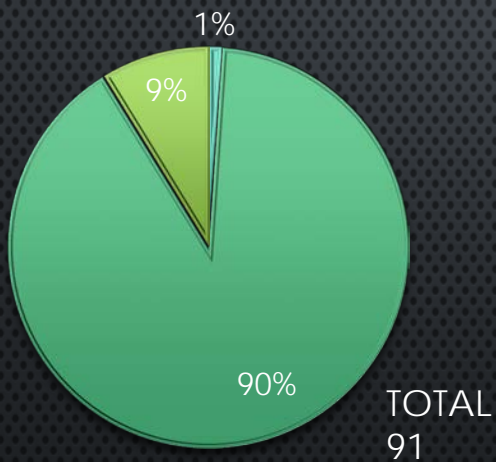


TOTAL 185

■ HISPANIC 4 ■ NON HISPANIC 175 ■ BLANK 6

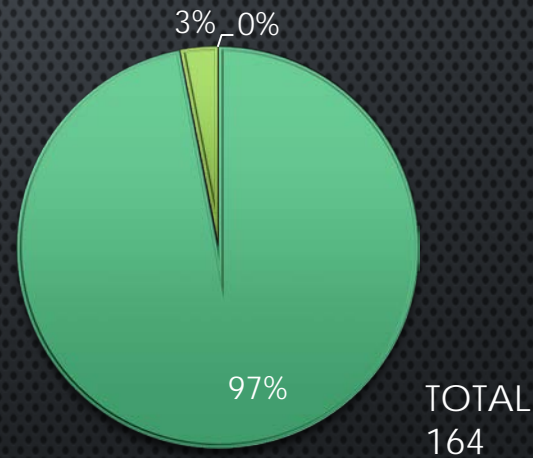
ETHNICITY PEDESTRIAN STOP DATA

NO ACTION



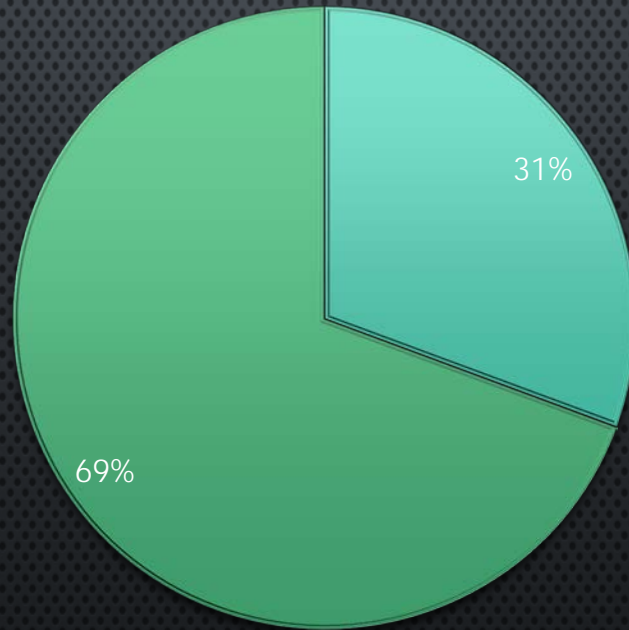
■ HISPANIC 1 ■ NON HISPANIC 82 ■ BLANK 8

ARREST



■ HISPANIC 0 ■ NON HISPANIC 159 ■ BLANK 5

TRAFFIC STOP ZIP CODE DATA

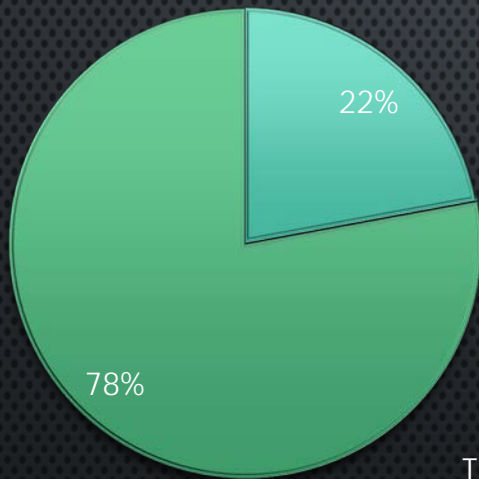


TOTAL 1341

■ 45056 - 411 ■ OTHER 930

TRAFFIC CRASH ZIP CODE DATA

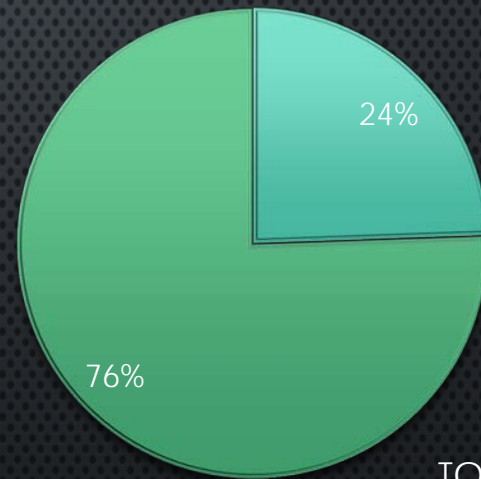
AT FAULT



TOTAL 181

■ 45056 - 40 ■ OTHER 141

NO FAULT

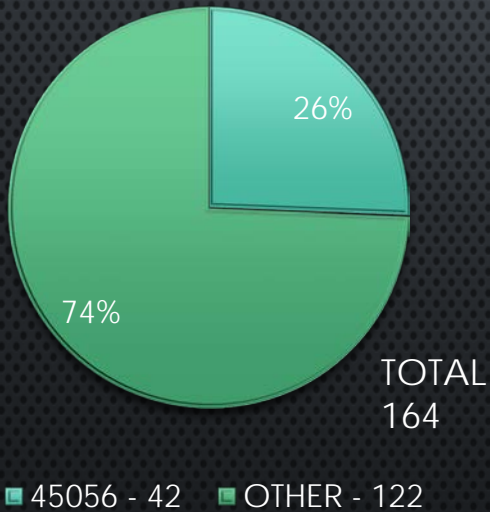


TOTAL 180

■ 45056 - 44 ■ OTHER 136

PEDESTRIAN STOP ZIP CODE DATA

ARREST



NO ACTION

