

PIN	NAME	OWNER ADDRESS	CITY STATE ZIP
02-028-0031	EVERS/BRETT ERNEST	2093 16TH ST	FULDA MN 56131-4434
02-028-0031	EVERS/BRETT ERNEST	2093 16TH ST	FULDA MN 56131-4434
02-028-0031	EVERS/BRETT ERNEST	2093 16TH ST	FULDA MN 56131-4434
02-028-0031	EVERS/BRETT ERNEST	2093 16TH ST	FULDA MN 56131-4434
02-028-0040	FREESE/WAYNE R & KAREN S	1525 BIOSCIENCE DR SUITE 1	WORTHINGTON MN 56187
02-028-0040	FREESE/WAYNE R & KAREN S	1525 BIOSCIENCE DR SUITE 1	WORTHINGTON MN 56187
02-033-0011	KRAMER/STAN/LIVING TRUST &	363 210TH AVE	FULDA MN 56131-9571
02-033-0020	DEKKER/JAY ALLEN	85 210TH AVE	FULDA MN 56131
02-033-0020	DEKKER/JAY ALLEN	85 210TH AVE	FULDA MN 56131
02-033-0030	CROWLEY/FRANCIS W	1769 SNELLING AVE N	FALCON HEIGHTS MN 55113-5725
02-033-0030	CROWLEY/FRANCIS W	1769 SNELLING AVE N	FALCON HEIGHTS MN 55113-5725
02-033-0030	CROWLEY/FRANCIS W	1769 SNELLING AVE N	FALCON HEIGHTS MN 55113-5725
02-033-0030	CROWLEY/FRANCIS W	1769 SNELLING AVE N	FALCON HEIGHTS MN 55113-5725
02-033-0030	CROWLEY/FRANCIS W	1769 SNELLING AVE N	FALCON HEIGHTS MN 55113-5725
02-033-0030	CROWLEY/FRANCIS W	1769 SNELLING AVE N	FALCON HEIGHTS MN 55113-5725
02-033-0070	SAUER/CHARLES J/ET UX	96 200TH AVE	FULDA MN 56131-4449
BONDIN TOWNSHIP ROADS			
11TH ST	11TH ST	311 210TH AVE	FULDA MN 56131
11TH ST	11TH ST	311 210TH AVE	FULDA MN 56131
11TH ST	11TH ST	311 210TH AVE	FULDA MN 56131
11TH ST	11TH ST	311 210TH AVE	FULDA MN 56131
11TH ST	11TH ST	311 210TH AVE	FULDA MN 56131
11TH ST	11TH ST	311 210TH AVE	FULDA MN 56131


TOTAL WATERSHED ACRES:

185.63

DESCRIPTION	SEC	TWP	RANGE	PARCEL ACRES	ACRES IN TRACT	TOTAL BENEFITTED	ACRES IN
						ACRES	WATERSHED NOT BENEFITTED
SWSE	28	105	40	141.78	38.93	34.25	0.00
NWSE	28	105	40	141.78	39.71	1.12	0.00
SESE	28	105	40	141.78	38.02	1.89	0.00
SESW	28	105	40	141.78	0.17	0.10	0.00
SWSW	28	105	40	150.00	36.98	16.63	0.00
SESW	28	105	40	150.00	38.59	25.89	0.00
NWNE	33	105	40	40.00	39.80	23.01	0.00
SWNE	33	105	40	80.00	40.20	1.68	0.00
NWNE	33	105	40	80.00	0.47	0.21	0.00
NENW	33	105	40	150.80	40.46	40.00	0.00
SWNW	33	105	40	150.80	38.63	1.90	0.00
SWNE	33	105	40	150.80	0.15	0.02	0.00
NWNE	33	105	40	150.80	0.04	0.04	0.00
SESW	33	105	40	150.80	40.21	12.14	0.00
NWNW	33	105	40	150.80	30.89	18.55	0.00
NWNW	33	105	40	9.20	7.91	2.94	0.00
SWSW	28	105	40		1.84	1.40	0.00
SWSE	28	105	40		1.69	1.48	0.00
SESW	28	105	40		1.83	1.83	0.00
NENW	33	105	40		0.20	0.20	0.00
NWNE	33	105	40		0.33	0.27	0.00
NWNW	33	105	40		0.10	0.08	0.00
						185.63	0.00


NONCONVERTED WETLAND ACRES	CLASS 1 ACRES	RED = CLASS 1 BENEFIT	CLASS 2 ACRES	YELLOW = CLASS 2 BENEFIT	CLASS 3 ACRES	GREEN = CLASS 3 BENEFIT	CLASS 4 ACRES
	16.20	\$54,970.26	16.02	\$36,710.59	2.03	\$3,005.42	
	0.25	\$868.50	0.87	\$2,138.24			
			0.07	\$172.04	1.82	\$2,694.51	
			0.10	\$163.85			
			16.85	\$27,616.92	13.32	\$13,146.84	3.31
	0.01	\$40.53	6.85	\$19,625.13	9.04	\$8,922.48	
					13.85	\$23,922.41	2.30
					0.88	\$1,519.98	0.80
					0.09	\$155.45	0.12
			4.48	\$11,014.82	33.71	\$51,516.47	1.81
							1.90
							0.02
					0.04	\$69.09	
					1.26	\$2,176.34	10.88
					5.97	\$8,838.59	12.54
							1.60
0.00	16.46	\$55,879.29	45.24	\$97,441.60	82.01	\$115,967.57	35.28

**BLUE = CLASS 4
BENEFIT**



**RESIDENTIAL
BENEFIT**


\$159.89



WOODLOT ACRES

WOODLOT BENEFIT

\$6.40
\$70.35



ROAD ACRES

ROAD BENEFIT

\$2,221.81
\$3,211.46
\$2,877.21
\$393.24
\$616.08
\$157.30

\$9,477.08

\$100,000.00

TOTAL PARCEL BENEFITS	PERCENT TOTAL BENEFITS	NOTIONAL ASSESSMENT ON \$100,000 REPAIR
\$94,686.27	32.1200	\$32,120.04
\$3,006.74	1.0200	\$1,019.97
\$2,866.55	0.9724	\$972.41
\$163.85	0.0556	\$55.58
\$14,126.93	4.7922	\$4,792.22
\$36,539.40	12.3951	\$12,395.11
\$44,779.88	15.1905	\$15,190.50
\$1,934.52	0.6562	\$656.24
\$217.63	0.0738	\$73.83
\$63,335.19	21.4849	\$21,484.94
\$843.89	0.2863	\$286.27
\$10.36	0.0035	\$3.52
\$69.09	0.0234	\$23.44
\$7,375.85	2.5021	\$2,502.08
\$14,414.62	4.8898	\$4,889.81
\$940.89	0.3192	\$319.17
\$2,221.81	0.7537	\$753.69
\$3,211.46	1.0894	\$1,089.41
\$2,877.21	0.9760	\$976.02
\$393.24	0.1334	\$133.40
\$616.08	0.2090	\$208.99
\$157.30	0.0534	\$53.36
<hr/> <hr/> \$294,788.75	100.00	\$100,000.00