

# Finance Committee Agenda

**6/14/2022**

**1:30 PM**

**Conf Rm F**

---

**Meeting called by:** Ray Steinke

**Note taker:** Paul Bullock

**Attendees:** Jerri Strong, Marilyn Bradstrom, Mindy Taylor

## ----- Agenda Topics -----

Call To Order

Public Comment

2021 Audit Review

Finance Officer

Circuit Court Defense Rate Schedule October 1st

Administrator

Request for Resolution Opposing HB4730

County Treasurer

IRS Mileage Rate Change 7/1/22

Finance Officer

Financial Reports/March

Finance Officer

Juneteenth Holiday

Administrator

Commissioner Per Diem and Travel

Listed Bills

Other Business

Adjournment

# Finance Committee Minutes

6/14/2022

1:30 PM

Conf Rm F

<b>Meeting called by:</b>	Ray Steinke	<b>Note taker:</b>	Paul Bullock
<b>Attendees:</b>	Jerri Strong, Marilyn Bradstrom, Mindy Taylor		

## ----- Agenda Topics -----

Call To Order	1:30 PM
---------------	---------

Public Comment	NONE
----------------	------

2021 Audit Review	Finance Officer
-------------------	-----------------

Discussion: The Committee reviewed the 2021 Audit.

Conclusions: **The Committee will recommend to the Board that the Audit be accepted as presented.**

Circuit Court Defense Rate Schedule October 1st	Administrator
---	---------------

Discussion: The Committee reviewed a final copy of the FY 2023 Circuit Court Defense Rate Schedule as previously approved for submission with the FY 2023 Michigan Indigent Defense Commission Grant request.

Request for Resolution Opposing HB4730	County Treasurer
--	------------------

Discussion: The Committee reviewed a request from the County Treasurer for consideration of a resolution opposing HB 4730 which if signed into law would require County Treasurers to provide electronic copies of records with a minimal or no fee. The recipient would then sell the information. The Treasurer and Register of Deeds appeared to discuss their concerns with the legislation.

Conclusions: **The Committee will recommend to the Board that the Resolution in opposition to HB 4729 thru HB 4732 be approved.**

IRS Mileage Rate	Finance Officer
------------------	-----------------

Discussion: The Committee reviewed a release from the IRS stating that the Allowable Mileage Rate will increase July 1, 2022 to 62.5 cents per mile.

Conclusions: **The Committee will recommend to the Board that a resolution be adopted setting the mileage reimbursement rate at 62.5 cents/mile effective July 1, 2022.**

Financial Reports/March	Finance Officer
Discussion: The Committee reviewed the March 2022 Financial Reports.	
Conclusions: <b>The Committee will recommend to the Board that the reports be accepted and placed on file.</b>	
Juneteenth Holiday	Administrator
Discussion: The Committee reviewed a legal opinion regarding the Supreme Court unilaterally awarding June 20 <sup>th</sup> as a holiday (Juneteenth) to all court employees in the State. The holiday is only mandated for Court employees.	
Conclusions: The Committee will not recommend taking any action at this time.	
Commissioner Per Diem and Travel	
Discussion: <b>The Committee reviewed and approved all Commissioner per diem and travel.</b>	
Listed Bills	
Discussion: The Committee reviewed all bills	
Conclusions: The Committee will recommend that all bills be paid.	
Other Business	NONE
Adjournment	2:50 PM

TO: ~~ADMINISTRATIVE ASSISTANT~~  
49<sup>TH</sup> Circuit Court, 400 Elm, Big Rapids, MI

DATE: \_\_\_\_\_

FROM: \_\_\_\_\_

CASE NO: \_\_\_\_\_

APPOINTED DATE: \_\_\_\_\_

CLIENT: \_\_\_\_\_

MECOSTA/OSCEOLA COUNTY

DISPOSITION: \_\_\_\_\_

- A. Case resolved at District Court level without a preliminary examination, settled w/o motions prior to the commencement of the preliminary examination, or settled prior to the date of the preliminary examination. \$250.00 \_\_\_\_\_
- B. Case resolved at District Court level after a preliminary examination but w/o motions. \$350.00 \_\_\_\_\_
- C. Case resolved in Circuit Court without preliminary examination. \$400.00 \_\_\_\_\_
- D. Case resolved in Circuit Court after preliminary examination. \$450.00 \_\_\_\_\_
- E. Case resolved in Circuit Court w/o preliminary examination but after a Walker, Tucker or competency hearing, written motions, depositions, or all combined, incl YTA. \$450.00 \_\_\_\_\_
- F. Case resolved in Circuit Court after preliminary examination, and a Walker, Tucker or competency hearing, written motions, depositions, line-ups or all combined. \$525.00 \_\_\_\_\_
- G. Each day of trial, jury or non-jury, add to one of the above totals: \$600.00 \_\_\_\_\_  
(If trial date is adjourned less than two (2) business days prior to the date and time scheduled to begin for reasons other those attributable to the defense, fifty (50%) percent of the amount in G will be paid for the first day of the trial (list in J)
- H. Research and brief preparation (\_\_\_\_) hours @ \$75.00/hour \_\_\_\_\_
- I. Motions and/or court appearances to conduct evidentiary hearings connected w/sentencing, motions: (\_\_\_\_) hours @ \$75.00/hour \_\_\_\_\_
- J. Scheduled trial date adjourned less than 48 hours prior to the date and time scheduled. 50% of amounts of G will be paid for adjourned date. \_\_\_\_\_
- K. Review pre-sentence report: 1 @ \$75.00 \_\_\_\_\_
- L. Probation violation charges: (\_\_\_\_) hours @ \$75.00/hour \_\_\_\_\_
- M. Post placement on delay, delay related matters (\_\_\_\_) hours @ 75.00/hour \_\_\_\_\_
- N. Contempt Proceedings Temporary Restraining Orders and Preliminary Injunctive Orders (\_\_\_\_) hours @ \$75.00/hour \_\_\_\_\_
- O. Appointment for defendant charged w/crime which maximum sentence includes habitual offender sentence enhancement, is life or any term up to life: (\_\_\_\_) hours @ \$90.00/hour \_\_\_\_\_
- P. Multiple counts/same felony information: A, B, C, D, E, or F, divided by ½. \_\_\_\_\_
- Q. More than three visits to jail: (\_\_\_\_) visits @ \$50.00 per visit \_\_\_\_\_
- R. Case proceeding to trial; this is an interim billing. \_\_\_\_\_
- S. Initial interview with client within 3 business days of appointment: \$50.00 \_\_\_\_\_

Date Appointed: \_\_\_\_\_ Date of Initial Interview: \_\_\_\_\_

COSTS ADVANCED/Approved by MIDC Coordinator:

Witness fees: \$ \_\_\_\_\_

Subpoena fees: \$ \_\_\_\_\_

Transcript fees: \$ \_\_\_\_\_

Other Expenses: \$ \_\_\_\_\_

COSTS: \$ \_\_\_\_\_

FEES: \$ \_\_\_\_\_

TOTAL BILLING AMOUNT: \$ \_\_\_\_\_

I declare that I have examined this invoice and accompanying documents, and to the best of my knowledge and belief, they are true, correct, and accurately list all services provided during the course of this billing period.

\_\_\_\_\_  
Attorney's name  
Address  
SS No. Or Tax ID No.

Approved: Date \_\_\_\_\_  
By: \_\_\_\_\_  
Paid: Date \_\_\_\_\_  
Voucher #: \_\_\_\_\_  
Amount: \_\_\_\_\_



**Mindy Taylor**

---

**From:** Sherry Earnest  
**Sent:** Wednesday, June 1, 2022 12:54 PM  
**To:** Paul Bullock; Mindy Taylor  
**Subject:** RE: Sample resolutions opposing HB 4730 - Zillow legislation  
**Attachments:** MACT RESOLUTION OPPOSING HB 4730.docx; ROD - Opposition to HB 4729-4730-4731-4732 - Zillow Bills.pdf; Bay County Resolution to Zillow HB 4730.pdf; ROD - Opposition to HB 4729-4730-4731-4732 - Zillow Bills - Gladwin.docx; 2022.9.pdf

Mecosta County Board of Commissioners,

As you may, or may not, be aware there is some legislation trying to pass the Senate to require County Treasurers to provide electronic records of data that is not maintained by the Treasurer's office and to charge a minimal/no fee for tracking it down. HB 4730 – the "Zillow Legislation." If this Bill passes, Zillow would acquire the information, then sell our records for a profit. This would put our property at risk of fraud or even theft. HB 4730 would unreasonably burden taxpayers with the costs of providing data to private corporations. Even out-of-state corporations such as Zillow.

The Michigan Association of County Treasurers (MACT) is actively opposing HB 4730 – the "Zillow Legislation."

Attached are copies of some recent resolutions passed by other Counties that we can use to make our own resolution to record our opposition of this Bill. This Bill is currently opposed by MACT, MARD, and MAC.

Please consider creating a resolution to oppose this Bill in our County.

Thank you,

*Sherry Earnest*  
*Mecosta County Treasurer*  
*400 Elm Street*  
*Big Rapids, MI 49307*  
*231-592-0170*



## MECOSTA COUNTY RESOLUTION

#22-\_\_

### OPPOSITION TO HOUSE BILLS 4729, 4730, 4731, and 4732

**WHEREAS,** House Bill 4730 would require county treasurers to provide electronic records containing any data maintained within the treasurer's office, and

**WHEREAS** House Bill 4730 would burden county treasurers to provide "qualified data files" containing only one (1) piece of data out of 16 possible data items, and

**WHEREAS,** House Bill 4730 limits how much treasurers can charge for parcel records and would burden taxpayers with the cost of data collection provided to out-of-state, and other corporate entities, and

**WHEREAS,** the Michigan Association of County Treasurers, Michigan Association of Counties, Michigan Association of County Clerks, and Michigan Association of Register of Deeds oppose House Bill 4730

**THEREFORE, BE IT RESOLVED:**

That the Mecosta County Commission calls upon the Michigan Senate to oppose efforts to adopt legislation under the current language as passed by the Michigan House of Representatives on April 27, 2022.

**BE IT FURTHER RESOLVED:**

That the Mecosta County Board of Commissioners stand in solidarity with the Mecosta County Treasurer and Mecosta County Register of Deeds to oppose HB 4729, HB 4730, HB 4731, and HB 4732 and stand up to corporations that data mine records for profit while placing the burden on Mecosta County taxpayers;

**BE IT FURTHER RESOLVED:**

That a copy of this resolution in opposition to the above bills be forwarded to the Speaker of the House of Representatives, Senate Majority Leader and the Governor of the State of Michigan.

AYES: Commissioners: \_\_\_\_\_

\_\_\_\_\_

NAYS: Commissioners: \_\_\_\_\_

RESOLUTION DECLARED ADOPTED.

\_\_\_\_\_  
Marcee M. Purcell  
Mecosta County Clerk

STATE OF MICHIGAN )

) ss.

COUNTY OF MECOSTA )

I, the undersigned, the duly qualified and acting Clerk of the County of Mecosta, Michigan (the County) do hereby certify that the foregoing is a true and complete copy of a resolution adopted by the County Board of Commissioners at a regular meeting on the 16<sup>th</sup> day of June, 2022, the original of which is on

file in my office. Public notice of said meeting was given pursuant to and in compliance with Act No. 267, Public Acts of Michigan, 1976, as amended, including in the case of a special or rescheduled meeting, notice by posting at least eighteen (18) hours prior to the time set for the meeting.

IN WITNESS WHEREOF, I have hereto affixed my official signature on this \_\_\_\_\_ day of \_\_\_\_\_, 2022, A.D.

---

Marcee M. Purcell  
Mecosta County Clerk





# IRS increases mileage rate for remainder of 2022

IR-2022-124, June 9, 2022

WASHINGTON — The Internal Revenue Service today announced an increase in the optional standard mileage rate for the final 6 months of 2022. Taxpayers may use the optional standard mileage rates to calculate the deductible costs of operating an automobile for business and certain other purposes.

For the final 6 months of 2022, the standard mileage rate for business travel will be 62.5 cents per mile, up 4 cents from the rate effective at the start of the year. The new rate for deductible medical or moving expenses (available for active-duty members of the military) will be 22 cents for the remainder of 2022, up 4 cents from the rate effective at the start of 2022. These new rates become effective July 1, 2022. The IRS provided legal guidance on the new rates in Announcement 2022-13 [PDF](#), issued today.

In recognition of recent gasoline price increases, the IRS made this special adjustment for the final months of 2022. The IRS normally updates the mileage rates once a year in the fall for the next calendar year. For travel from Jan. 1 through June 30, 2022, taxpayers should use the rates set forth in Notice 2022-03 [PDF](#).

"The IRS is adjusting the standard mileage rates to better reflect the recent increase in fuel prices," said IRS Commissioner Chuck Rettig. "We are aware a number of unusual factors have come into play involving fuel costs, and we are taking this special step to help taxpayers, businesses and others who use this rate."

While fuel costs are a significant factor in the mileage figure, other items enter into the calculation of mileage rates, such as depreciation and insurance and other fixed and variable costs.

The optional business standard mileage rate is used to compute the deductible costs of operating an automobile for business use in lieu of tracking actual costs. This rate is also used as a benchmark by the federal government and many businesses to reimburse their employees for mileage.

Taxpayers always have the option of calculating the actual costs of using their vehicle rather than using the standard mileage rates.

The 14 cents per mile rate for charitable organizations remains unchanged as it is set by statute.

Midyear increases in the optional mileage rates are rare, the last time the IRS made such an increase was in 2011.

## Mileage Rate Changes

The following preamble and resolution were offered by Commissioner \_\_\_\_\_ and supported by Commissioner \_\_\_\_\_:

Marcee M. Purcell  
Mecosta County Clerk

March
3

## MECOSTA COUNTY

PAGE 1

## GENERAL FUND ACTIVITY REPORT - 2022

CASH BASIS

## 2021 YEAR END CASH BASIS

GENERAL FUND BALANCE =

\$ 9,260,959.00

REVENUES	2022	2021	2020	2019	2018	2017	2016	2015	2014
JANUARY	\$460,880.22	\$236,147.05	\$284,181.77	\$371,799.25	\$404,253.90	\$472,058.93	\$342,878.47	\$457,709.70	\$ 409,551.20
FEBRUARY	\$402,011.93	\$524,136.54	\$570,026.62	\$481,876.06	\$365,534.97	\$440,955.58	\$439,640.42	\$384,022.41	\$ 457,758.26
MARCH	\$791,271.40	\$246,457.55	\$372,870.92	\$234,329.66	\$389,804.69	\$310,861.73	\$332,762.13	\$347,741.88	\$ 85,341.09
APRIL		\$612,167.49	\$944,817.68	\$869,513.08	\$765,610.77	\$894,511.52	\$311,859.34	\$477,946.81	\$ 984,384.24
MAY		\$925,602.20	\$321,980.98	\$535,446.64	\$238,660.24	\$193,244.26	\$546,502.49	\$543,691.42	\$ 284,919.52
*** JUNE		\$198,351.23	\$250,009.87	\$260,281.89	\$185,531.88	\$226,985.23	\$237,894.72	\$82,860.84	\$ 141,730.97
JULY		\$1,134,355.92	\$1,148,050.98	\$962,862.52	\$991,224.90	\$962,494.58	\$841,520.02	\$966,234.65	\$ 941,814.23
AUGUST		\$1,796,543.79	\$1,739,424.09	\$1,746,864.59	\$1,491,939.31	\$1,554,955.06	\$1,613,565.36	\$1,279,320.60	\$ 1,400,664.24
SEPTEMBER		\$5,074,722.09	\$5,340,032.97	\$4,863,854.15	\$4,572,660.77	\$4,508,946.45	\$4,068,972.13	\$4,469,801.85	\$ 3,806,163.44
OCTOBER		\$1,403,635.91	\$1,375,828.29	\$1,710,789.80	\$1,868,754.08	\$1,258,749.83	\$1,414,792.03	\$1,498,772.93	\$ 1,756,429.62
NOVEMBER		\$607,256.91	\$644,612.49	\$237,097.93	\$374,774.07	\$820,683.59	\$787,512.21	\$358,043.04	\$ 420,065.18
DECEMBER		\$601,540.36	\$975,006.81	\$1,026,773.93	\$684,014.53	\$1,057,991.33	\$1,918,313.74	\$954,220.11	\$ 909,111.80

\$1,654,163.55

TOTALS \$1,654,163.55 \$13,360,917.04 \$13,966,843.47 \$13,301,489.50 \$12,332,764.11 \$12,702,438.09 \$12,856,213.06 \$11,820,366.24 \$11,597,933.79

\$ 10,915,122.55

EXPENSES	2022	2021	2020	2019	2018	2017	2016	2015	2014
JANUARY	\$1,888,710.84	\$1,505,172.92	\$1,889,385.67	\$1,811,634.66	\$1,712,705.81	\$1,460,836.62	\$1,575,265.39	\$1,395,793.63	\$ 1,232,893.61
FEBRUARY	\$815,258.64	\$869,528.99	\$791,470.80	\$751,409.09	\$795,043.23	\$750,078.80	\$775,032.55	\$825,672.02	\$ 845,687.83
MARCH	\$812,063.43	\$814,907.42	\$841,837.77	\$1,051,397.05	\$1,030,007.20	\$1,101,130.38	\$826,420.41	\$781,942.13	\$ 703,694.22
APRIL		\$937,072.04	\$1,110,519.04	\$968,062.14	\$989,672.76	\$974,320.78	\$1,307,007.87	\$1,072,447.04	\$ 833,682.50
MAY		\$1,021,595.54	\$734,101.59	\$833,534.47	\$889,749.10	\$923,264.23	\$772,964.41	\$1,106,049.25	\$ 1,040,708.47
*** JUNE		\$706,485.22	\$565,256.02	\$693,387.41	\$713,873.44	\$639,499.34	\$576,870.21	\$531,139.91	\$ 516,243.68
JULY		\$1,400,641.42	\$1,228,834.18	\$1,033,449.99	\$1,145,798.87	\$910,032.32	\$879,412.33	\$867,043.07	\$ 988,124.46
AUGUST		\$866,559.25	\$2,668,524.12	\$1,656,600.57	\$1,103,552.76	\$1,045,381.82	\$913,042.43	\$950,680.85	\$ 719,938.20
SEPTEMBER		\$843,367.14	\$835,438.10	\$745,550.96	\$853,513.78	\$1,079,637.80	\$1,020,170.70	\$770,837.87	\$ 789,589.13
OCTOBER		\$1,069,841.03	\$904,228.08	\$911,028.26	\$930,783.44	\$974,643.40	\$931,126.42	\$1,287,257.84	\$ 1,166,397.52
NOVEMBER		\$1,212,294.82	\$825,987.80	\$974,777.27	\$1,487,925.78	\$826,044.76	\$809,404.31	\$730,039.89	\$ 729,055.24
DECEMBER		\$2,275,542.78	\$1,581,112.41	\$1,113,940.31	\$804,874.39	\$1,774,340.01	\$3,208,057.72	\$2,384,175.50	\$ 1,806,705.83

TOTALS \$3,516,032.91 \$13,523,008.57 \$13,976,695.58 \$12,544,772.18 \$12,457,500.56 \$12,459,210.26 \$13,594,774.75 \$12,703,079.00 \$11,372,720.69



## MECOSTA COUNTY

PAGE 2

GENERAL FUND ACTIVITY REPORT - 2022

## CASH BASIS

March

12 of 32

	2022	2021	2020	2019	2018	2017	2016	2015	2014
TOTAL REVENUES TO DATE =	\$10,915,122.55	\$10,173,105.14	\$10,403,295.31	\$9,507,503.97	\$9,807,211.56	\$9,628,266.24	\$10,258,317.02	\$11,178,331.99	\$10,714,784.62
TOTAL EXPENSES TO DATE =	\$3,516,032.91	\$3,189,609.33	\$3,522,694.24	\$3,614,440.80	\$3,537,756.24	\$3,312,045.80	\$3,176,718.35	\$3,003,407.78	\$2,782,275.66
Encumbrances									\$0.00
EQUALS CURRENT BALANCE =	\$7,399,089.64	\$6,983,495.81	\$6,880,601.07	\$5,893,063.17	\$6,269,455.32	\$6,316,220.44	\$7,081,598.67	\$8,174,924.21	\$7,932,508.96

YEAR TO DATE REVENUES / # OF MONTHS EQUAL:

MONTHLY AVERAGE REV. (LESS PROPERTY TAXES)

\$1,798,637.08 / 3

LAST MONTH AVERAGE = \$599,545.69

\$407,518.03

YEAR TO DATE EXPENSES/ # OF MONTHS EQUAL:

\$3,516,032.91

LAST MONTH AV \$ 1,351,984.74

NEXT MONTH FORECAST

G/F FUND BALANCE ON CASH BASIS

\$7,399,089.64

+

\$599,545.69

\$1,172,010.97

=

\$6,826,624.36

	2021	2020	2019	2018	2017	2016	2015	2014	2013	2012
YEAR END GENERAL FUND BAL \$	9,260,959	\$ 9,166,364	\$ 9,176,216	\$ 8,419,499	\$ 8,647,618	\$ 8,404,390	\$ 9,143,036	\$ 9,988,858	\$ 9,762,134	\$ 9,551,256

Note: The year-end general fund balance is on a cash basis and will not necessarily agree with the balance in BS&amp;A due to modified accrual basis of accounting.



## MONTHLY BANK RECONCILEMENT REPORT 2022

PAGE 3

FUND #	FUND NAME	FEBRUARY BALANCE	MARCH BALANCE	NET CHANGE
101	GENERAL	10,209,756.12	10,438,010.90	\$228,254.78
201	COUNTY ROAD	1,415,290.18	1,807,347.28	\$392,057.10
205	CMET	0.00	-	\$0.00
210	AMBULANCE FUND	5,245,178.45	5,340,412.23	\$95,233.78
211	MEDICAL FIRST RESPONDERS	120,217.73	105,467.72	(\$14,750.01)
213	DIST. CT. ALCOHOL ASSMS.	0.00	-	\$0.00
214	SOCIETY COURT/DIST. CT. CASE FI	110,020.25	109,465.50	(\$554.75)
215	FRIEND OF THE COURT	(4,484.14)	(11,615.97)	(\$7,131.83)
216	PROSECUTOR'S DRUG FORFEITURE	9,978.99	9,900.43	(\$78.56)
217	FAMILY COUNSELING	111,995.06	112,030.06	\$135.00
220	MORGUE	0.00	-	\$0.00
232	REMONUMENTATION GRANT	(8,296.00)	(8,296.00)	\$0.00
234	COUNTY HOUSING REHAB.	106,364.28	106,364.28	\$0.00
236	DIST. CT. TETHER PROGRAM	0.00	-	\$0.00
242	BROWNFIELD REDEVELOPMENT (SI	0.00	-	\$0.00
243	BROWNFIELD REDEVELOPMENT	1,211.23	1,211.23	\$0.00
244	BROWNFIELD REDEV. AUTH. LOCAL	0.00	-	\$0.00
245	PUBLIC IMPROVEMENT	0.00	-	\$0.00
249	BUILDING DEPARTMENT	696,023.05	713,585.13	\$17,562.08
250	DRUNK DRIVING	3,190.48	3,190.48	\$0.00
252	SHERIFF'S WORK STUDY	0.00	-	\$0.00
253	SALVAGE VEHICLE INSPECTION	0.00	-	\$0.00
254	EMERGENCY PLANNING	2,493.27	2,493.27	\$0.00
256	REG. DEEDS AUTOMATION FUND	422,651.95	423,260.24	\$608.29
257	BUDGET STABILIZATION FUND	1,714,000.00	1,714,000.00	\$0.00
258	D.A.R.E. PROGRAM	18,467.70	18,473.18	\$5.48
259	CONCEALED PISTOL LICENSING	128,215.42	131,307.89	\$3,092.47
260	MICHIGAN INDIGENT DEFENSE COM	14,950.36	(20,423.34)	(\$35,373.70)
261	TOWNSHIP LAW ENFORCEMENT	13,155.57	13,155.57	\$0.00
262	CORRECTIONS OFFICER TRAINING	59,338.26	56,868.26	(\$2,470.00)
263	K-9 FUND	3,762.80	2,662.85	(\$1,099.95)
264	JAIL MAINTENANCE	54,855.11	54,467.36	(\$387.75)
265	DRUG LAW ENFORCEMENT	29,935.35	29,944.23	\$8.88
266	MECOSTA CO DIVE FUND	10,404.58	10,404.58	\$0.00
267	COMMUNITY CORRECTIONS	303,990.25	309,529.52	\$5,539.27
268	PROSECUTOR DEFERRAL PROGRAI	35,193.02	35,105.18	(\$87.84)
269	LAW LIBRARY	13,021.66	8,815.58	(\$4,206.08)
272	COMMISSION ON AGING LIABIL. RES	0.00	-	\$0.00
273	COMMISSION ON AGING MEALS	344,022.94	326,396.59	(\$17,626.35)
274	COMMISSION ON AGING	1,741,754.47	1,804,016.85	\$62,262.38
285	REVENUE SHARING FUND	0.00	-	\$0.00
280	911 STATE SERVICE CHARGE FUND	0.00	-	\$0.00
287	PA 302 LAW ENFORCEMENT TRAINI	2,371.25	2,171.25	(\$200.00)
289	SECONDARY ROAD PATROL	47,066.98	46,365.60	(\$701.38)
290	DEPT. OF SOCIAL SERVICES	0.00	-	\$0.00
291	PROBATE COURT DIVERSION PROC	0.00	-	\$0.00
292	CHILD CARE FUND	276,289.20	267,106.55	(\$9,182.65)
293	SOLDIERS RELIEF	5,884.17	5,884.17	\$0.00

FUND # FUND NAME:	FEBRUARY BALANCE	MARCH BALANCE	NET CHANGE
294 VETERANS TRUST	0.00	0.00	\$0.00
297 RUNAWAY SERVICES	0.00	0.00	\$0.00
311 HOSPITAL DEBT FUND	0.00	0.00	\$0.00
318 DEBT SERVICE JAIL EXPANSION	0.00	0.00	\$0.00
402 BUILDING IMPROVEMENTS FUND	488,132.91	488,132.91	\$0.00
403 COUNTY BUILDING EXPANSION FUN	0.00	0.00	\$0.00
404 HOSPITAL CONSTRUCTION FUND	0.00	0.00	\$0.00
405 CAPITAL EQUIPMENT FUND	508,746.18	497,975.89	(\$10,770.49)
406 JAIL RENOVATIONEXPANSION	0.45	0.45	\$0.00
501 PRESCRIPTION HEALTH PLAN	0.00	0.00	\$0.00
506 PLATT REVIEW FEES	11,248.00	11,248.00	\$0.00
507 MOCAT	0.00	0.00	\$0.00
508 COUNTY PARKS	1,209,530.46	1,165,438.44	(\$44,092.02)
516 TAX REVOLVING	8,626,832.97	9,080,467.67	\$453,634.70
517 AUDIT OF PRINCIPLE RESIDENCE	61,086.42	61,869.05	\$582.63
520 W MI FORENSIC MORGUE AUTHORI	0.00	0.00	\$0.00
595 INMATE COMMISSARY	49,459.60	45,795.73	(\$3,663.87)
633 CENTRAL STORES	0.00	0.00	\$0.00
641 DEPARTMENT OF PUBLIC WORKS	540.44	540.44	\$0.00
646 EQUALIZATION REVOLVING	88,308.47	85,844.90	(\$2,463.57)
653 MAILING DEPARTMENT	1,944.14	1,145.79	(\$798.35)
677 HEALTH BENEFITS INSURANCE	9,932.11	(180,337.69)	(\$190,269.80)
701 TRUST & AGENCY	230,042.83	337,441.91	\$107,399.08
704 IMPREST PAYROLL FUND	123,236.57	169,006.39	\$45,769.82
721 LIBRARY FUND	15,907.81	34,324.99	\$18,417.18
757 BROOMFIELD TRUST	27,477.08	27,477.08	\$0.00
759 DISTRICT COURT CRIMINAL	27,964.77	36,864.59	\$8,899.82
760 DISTRICT COURT TRUST	53,796.46	54,498.30	\$701.84
764 INMATE TRUST	16,526.22	21,718.34	\$5,192.12
765 INMATE COMMISSARY	0.00	0.00	\$0.00
766 CHILD SUPPORT TRUST	0.00	0.00	\$0.00
767 FRIEND OF COURT TRUST	0.00	0.00	\$0.00
768 FOC STATE CONVERSION	214.00	0.00	(\$214.00)
801 SPECIAL DRAIN ASSESSMENTS	959,827.11	726,461.51	(\$233,365.60)
802 REVOLVING DRAIN	58,690.99	71,874.37	\$13,183.38
819 NORTHGATE DRAIN BOND REDEMP	0.00	0.00	\$0.00
820 CHIPPEWA LAKE BOND REDEMP	0.00	0.00	\$0.00
TOTALS	\$35,827,615.98	\$36,706,667.51	\$879,051.53

\$879,051.53

MECOSTA COUNTY GENERAL FUND  
REVENUE DETAIL - 2022

PAGE 5

MARCH

ACCT. #	CATEGORY:	2022 BUDGET	2022 CURRENT	2022 YEAR TO DATE	Accrual/Rev. Entries	2022 YTD w/2021 Revers.	2022 PROJECTION	PROJECTION VERSUS BUDGET
403.000	CURRENT TAXES	8,723,441.00	(\$144,473.53)	\$53,862.78		\$53,862.78	8,723,441.00	\$0.00
404.000	DEL. PERS. PROP. TAXES	6,913.00	\$0.00	\$7.49		\$7.49	6,913.00	\$0.00
424.000	TAX SALE PROCEEDS	0.00	\$0.00	\$0.00		\$0.00	0.00	\$0.00
425.000	SWAMP LAND	8,300.00	\$0.00	\$0.00		\$0.00	8,300.00	\$0.00
426.000	FOREST RESERVE	0.00	\$0.00	\$0.00		\$0.00	0.00	\$0.00
427.000	PAYM. IN LIEU TAXES (PILT)	17,000.00	\$0.00	\$7,778.82		\$7,778.82	17,000.00	\$0.00
434.000	TRAILER FEES	2,200.00	\$363.00	\$800.50		\$800.50	2,200.00	\$0.00
439.000	MARIJUANA TAX	84,004.00	\$677,441.28	\$677,441.28		\$677,441.28	677,441.00	\$593,437.00
441.000	LOCAL COMMUNITY STABILIZATION	212,750.00	\$0.00	\$0.00		\$0.00	231,815.00	\$19,065.00
477.000	SOIL EROSION, SED. PERMITS	23,000.00	\$1,640.00	\$4,570.00		\$4,570.00	23,000.00	\$0.00
479.000	NON-BUSINESS LIC & PER	1,200.00	\$70.00	\$155.00		\$155.00	1,200.00	\$0.00
481.000	DOG LICENSE - TREASURER	2,000.00	\$300.50	\$564.50		\$564.50	2,000.00	\$0.00
481.010	DOG LICENSE - SHELTER	0.00	\$0.00	\$0.00		\$0.00	0.00	\$0.00
481.020	DOG LICENSE - VETS	6,400.00	\$420.00	\$1,482.50		\$1,482.50	6,400.00	\$0.00
491.000	CREMATION PERMITS	12,000.00	\$1,650.00	\$4,000.00		\$4,000.00	12,000.00	\$0.00
505.010	FED REIMB LODGING ILLEG IMMIGRA	0.00	\$0.00	\$0.00		\$0.00	0.00	\$0.00
505.020	DRUG COURT GRANT PROGRAM-FEC	0.00	\$0.00	\$0.00		\$0.00	0.00	\$0.00
505.030	BYRNE MEMORIAL FED GRANT-OMET	0.00	\$0.00	\$0.00		\$0.00	0.00	\$0.00
505.040	ARRA FED BYRNE GRANT-OVERTIME	0.00	\$0.00	\$0.00		\$0.00	0.00	\$0.00
505.050	METH BYRNE MEMORIAL FORMULA G	0.00	\$0.00	\$0.00		\$0.00	0.00	\$0.00
505.060	BYRNE GRANT HIGH INTENSITY DRU	0.00	\$0.00	\$0.00		\$0.00	0.00	\$0.00
505.080	MEDICAL MARIJUANA OPERATION&O	0.00	\$0.00	\$0.00		\$0.00	0.00	\$0.00
506.010	EMPG SAL REIM(525) Scott's Sal	27,000.00	(\$320.57)	\$13,484.65		\$13,484.65	27,000.00	\$0.00
508.000	FED GRANT IV-E/CHILD&PARENT LEG	3,250.00	\$120.49	\$2,405.63		\$2,405.63	3,250.00	\$0.00
520.000	CSPA CRP TITLE IV D	84,327.00	\$0.00	\$20,244.48		\$20,244.48	84,327.00	\$0.00
520.040	PA REIMBURSEMENT- ABUSE	0.00	\$0.00	\$0.00		\$0.00	0.00	\$0.00
521.000	PA FIA CONTRACT WELFARE	0.00	\$0.00	\$0.00		\$0.00	0.00	\$0.00
521.020	PA-COOP REIMB-SUPPLEM	0.00	\$0.00	\$0.00		\$0.00	0.00	\$0.00
526.000	FED GRANT-DNR-GAS ROYALTY DISTR	0.00	\$0.00	\$0.00		\$0.00	0.00	\$0.00
526.010	FEDERAL GRANT-DNR NATIONAL FORI	4,500.00	\$0.00	\$0.00		\$0.00	5,560.00	\$1,060.00
528.000	FEDERAL REVENUE	0.00	\$0.00	\$0.00		\$0.00	0.00	\$0.00
539.050	COURT EQUITY FUNDING	175,000.00	\$0.00	\$23,764.00		\$23,764.00	175,000.00	\$0.00
539.060	JUDICIAL TECH COURT EQUITY	0.00	\$0.00	\$0.00		\$0.00	0.00	\$0.00
540.000	MICHIGAN VETERANS AFFAIR AGENC	50,000.00	\$0.00	\$0.00		\$0.00	50,000.00	\$0.00
542.000	PROBATE JUDGE, WAGE SUPP.	123,500.00	\$28,351.99	\$28,351.99		\$28,351.99	123,500.00	\$0.00
543.000	SINGLE BUSINESS TAX	0.00	\$0.00	\$0.00		\$0.00	0.00	\$0.00
544.000	DRUNK DRIVING CASEFLOW ASSISTA	6,196.00	\$0.00	\$0.00		\$0.00	5,003.00	(\$1,193.00)
544.010	MARINE PATROL REIM.	14,700.00	\$0.00	\$0.00		\$0.00	12,700.00	(\$2,000.00)
544.030	LIQUOR LICENSE FEES	15,000.00	\$0.00	\$0.00		\$0.00	15,000.00	\$0.00
544.040	SCHOOLS REIMB FOR LIAISON OFFIC	22,000.00	\$0.00	\$41.25		\$41.25	22,000.00	\$0.00
545.000	ST. CASEFLOW/CRIME VICTIMS REIM.	69,998.00	\$0.00	\$0.00		\$0.00	69,998.00	\$0.00
545.010	BOARD/CARE PRISONERS	80,000.00	\$420.00	\$9,880.00		\$9,880.00	80,000.00	\$0.00
547.000	HMEP HAZARD MATERIALS PLAN-LEP	0.00	\$0.00	\$0.00		\$0.00	0.00	\$0.00
549.000	SWIFT&SURE SANCTIONS GRANT/ISS	0.00	\$0.00	\$0.00		\$0.00	0.00	\$0.00
574.000	STATE REVENUE SHARING	908,120.00	\$0.00	\$139,048.00		\$139,048.00	908,120.00	\$0.00
578.000	HEALTH & SAF FUND REV/ICIGAR TAX	0.00	\$0.00	\$0.00		\$0.00	0.00	\$0.00
579.000	TRI CNTY CONV. FAC. REV.	174,094.00	\$0.00	\$0.00		\$0.00	174,094.00	\$0.00
601.000	DISTRICT CT. ALC. ASSESS.	520.00	\$70.00	\$70.00		\$70.00	520.00	\$0.00
601.020	JURY EXPENSE REIMBURSEMENT	0.00	\$0.00	\$40.00		\$40.00	945.00	\$945.00
603.000	CIRCUIT COURT COSTS	5,800.00	\$1,034.49	\$1,136.53		\$1,136.53	5,800.00	\$0.00
603.010	CIRCUIT COURT BOND COST	9,500.00	\$1,390.00	\$4,340.00		\$4,340.00	9,500.00	\$0.00
603.020	SHOW CAUSE FINES	650.00	\$100.00	\$300.00		\$300.00	850.00	\$200.00
603.030	FAMILY COURT BOND COSTS	0.00	\$0.00	\$25.00		\$25.00	25.00	\$25.00
607.010	CIRCUIT COURT FILING FEES	5,900.00	\$403.00	\$1,364.00		\$1,364.00	5,900.00	\$0.00
607.020	CIRCUIT COURT TRIAL FEES	450.00	\$15.00	\$30.00		\$30.00	450.00	\$0.00
607.030	CIRCUIT COURT JURY FEES	1,000.00	\$120.00	\$360.00		\$360.00	1,000.00	\$0.00
607.050	CIRCUIT COURT COPY FEES	9,000.00	\$1,051.70	\$2,494.70		\$2,494.70	9,000.00	\$0.00
607.060	CIRCUIT COURT FILATION FEES	0.00	0	\$0.00		\$0.00	18.00	\$18.00
607.070	CUNNINGHAM CIRCUIT COURT COST	35,000.00	\$3,346.69	\$7,207.73		\$7,207.73	35,000.00	\$0.00
607.080	CIRCUIT COURT SERVICES	2,650.00	\$236.94	\$500.66		\$500.66	2,650.00	\$0.00

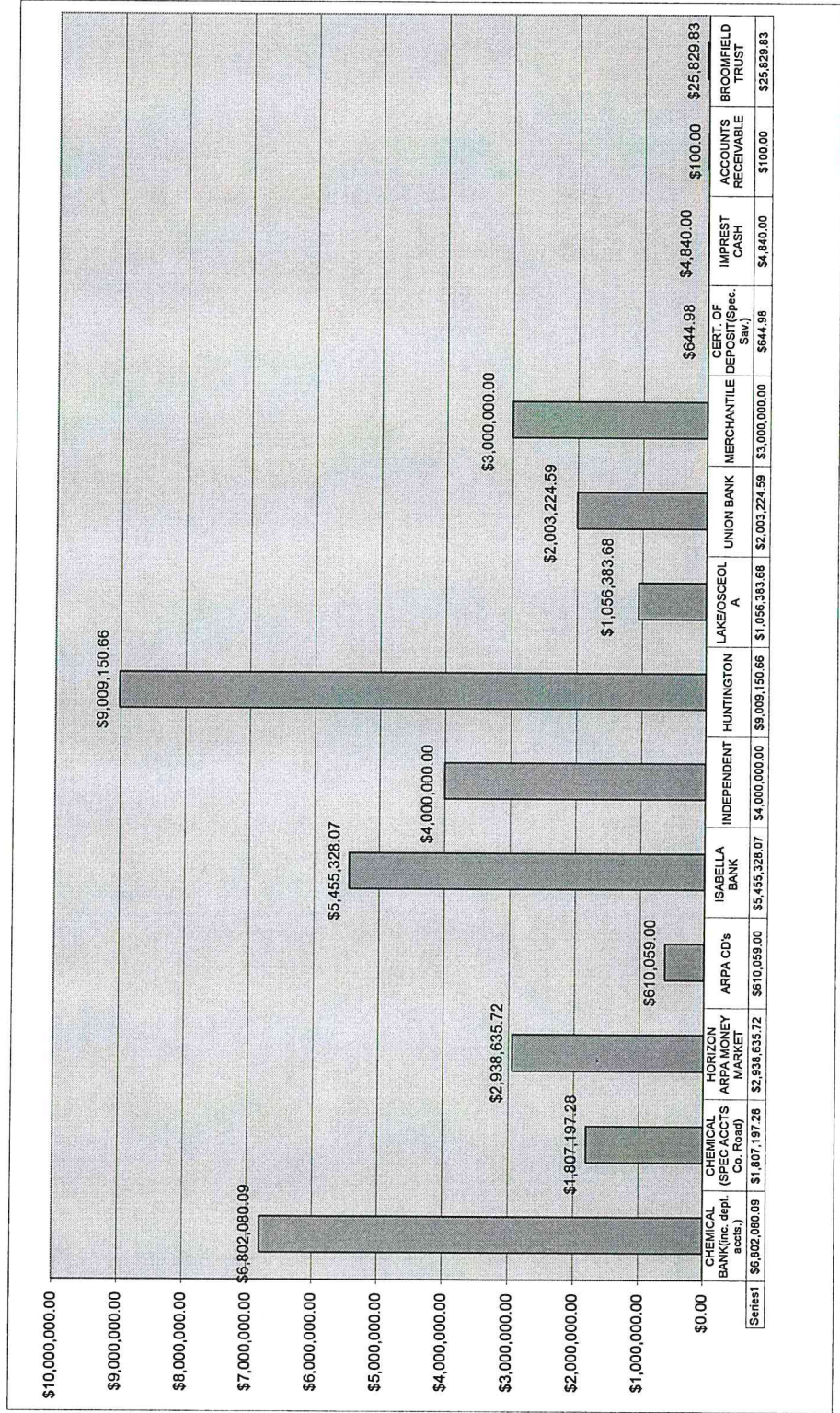


MECOSTA COUNTY  
GENERAL FUND  
REVENUE DETAIL - 2022  
MARCH

ACCT #	CATEGORY:	BUDGET	2022 CURRENT	2022 YEAR TO DATE	2022 YTD w/2021 Revers..	2022 PROJECTION	PROJECTION VERSUS BUDGET
607.081	CIRCUIT COURT MOTION FEES	2,700.00	\$160.00	\$560.00	\$560.00	2,700.00	\$0.00
607.090	CLERK SERVICES	60,000.00	\$5,144.00	\$13,473.00	\$13,473.00	60,000.00	\$0.00
607.091	ELECTION FILING FEES	0.00	\$0.00	\$100.00	\$100.00	100.00	\$100.00
608.010	TREASURER SERVICES	12,000.00	\$746.00	\$1,909.50	\$1,909.50	12,000.00	\$0.00
609.000	COUNTY CLERK SALES	0.00	\$0.00	\$0.00	\$0.00	0.00	\$0.00
610.000	FR. OF THE CT. - SERVICES	0.00	\$0.00	\$0.00	\$0.00	0.00	\$0.00
612.000	TAX TITLE FEES	0.00	\$0.00	\$0.00	\$0.00	0.00	\$0.00
613.000	DISTRICT COURT COSTS	385,000.00	\$47,881.87	\$107,440.46	\$107,440.46	385,000.00	\$0.00
614.000	DIST. COURT BOND COSTS	80,370.00	\$3,900.00	\$10,190.00	\$10,190.00	80,370.00	\$0.00
614.010	DIST. CT. ORDINANCE FEES	75,000.00	\$10,292.34	\$26,873.50	\$26,873.50	75,000.00	\$0.00
615.000	DIST. COURT CIVIL FEES	80,000.00	\$3,993.00	\$10,862.00	\$10,862.00	80,000.00	\$0.00
617.000	PROBATE COURT SERVICES	15,000.00	\$1,488.82	\$3,881.57	\$3,881.57	15,000.00	\$0.00
617.010	PROBATE COURT - ATTORNEY FEES	0.00	\$0.00	\$0.00	\$0.00	0.00	\$0.00
619.000	REAL ESTATE TRANSFER TAX	200,000.00	\$20,422.05	\$122,279.30	\$122,279.30	225,000.00	\$25,000.00
620.000	REG OF DEEDS SERVICE	350,000.00	\$27,244.35	\$72,561.91	\$72,561.91	350,000.00	\$0.00
625.010	VOTERS REGISTRATION FEES	100.00	\$0.00	\$0.00	\$0.00	100.00	\$0.00
626.020	ZONING HEARING/CLEARANCE FEES	10,000.00	\$1,515.00	\$2,385.00	\$2,385.00	10,000.00	\$0.00
626.030	COUNTY REMONUMENTATION	500.00	\$50.28	\$136.32	\$136.32	500.00	\$0.00
630.000	OTHER SERVICES	0.00	\$0.00	\$0.00	\$0.00	31.00	\$31.00
631.000	INDIRECT COST ALLOCATION EMS	186,282.00	\$0.00	\$46,570.50	\$46,570.50	186,282.00	\$0.00
631.010	INDIRECT COST ALLOCATION SOBRIE	12,361.00	\$0.00	\$12,361.00	\$12,361.00	12,361.00	\$0.00
631.020	INDIRECT COST ALLOCATION CPL FU	7,500.00	\$0.00	\$0.00	\$0.00	7,500.00	\$0.00
632.000	INDIRECT COST ALLOCATION PARKS	28,512.00	\$0.00	\$7,128.00	\$7,128.00	28,512.00	\$0.00
634.000	INDIRECT COST ALLOCATION BUILDII	38,408.00	\$0.00	\$9,602.00	\$9,602.00	38,408.00	\$0.00
634.000	SHERIFF SERVICES	25,000.00	\$4,066.69	\$9,281.58	\$9,281.58	25,000.00	\$0.00
637.010	CHILD CARE FUND COLLECT.	25,000.00	\$3,612.68	\$7,337.66	\$7,337.66	25,000.00	\$0.00
638.000	ANIMAL SHELTER SERVICES	1,000.00	\$0.00	\$200.00	\$200.00	1,000.00	\$0.00
638.010	AN.SHEL.SERV. FROM CITY	1,000.00	\$0.00	\$0.00	\$0.00	1,000.00	\$0.00
641.010	COOP. AGMT. US MARSHALS	0.00	\$0.00	\$0.00	\$0.00	0.00	\$0.00
643.000	SALE OF COUNTY ASSETS	0.00	\$0.00	\$0.00	\$0.00	0.00	\$0.00
644.000	SALE OF COUNTY AUTOS	10,000.00	\$0.00	\$0.00	\$0.00	10,000.00	\$0.00
646.000	CHARGES FOR SERVICES	0.00	\$0.00	\$0.00	\$0.00	0.00	\$0.00
647.000	SALE OF ZONING SUPPLIES	0.00	\$0.00	\$0.00	\$0.00	0.00	\$0.00
649.000	TAX MAPPING RECEIPT \$/REIMBURSE	5,500.00	\$184.00	\$1,640.80	\$1,640.80	5,500.00	\$0.00
653.000	USE AND ADMISSION FEES-MORGUE	6,500.00	\$0.00	\$1,200.00	\$1,200.00	6,500.00	\$0.00
656.000	TETHER VEHICLE IMMOBILIZATION FI	332.00	\$0.00	\$0.00	\$0.00	332.00	\$0.00
657.000	FINES/FORFEITURE-CIRC CT	0.00	\$0.00	\$0.00	\$0.00	0.00	\$0.00
661.000	STATUTORY LATE FEE	15,000.00	\$312.33	\$783.29	\$783.29	15,000.00	\$0.00
665.000	GENERAL INTEREST	130,000.00	\$6,989.56	\$9,229.98	\$9,229.98	130,000.00	\$0.00
673.000	SALE OF FIXED ASSETS	0.00	\$0.00	\$0.00	\$0.00	0.00	\$0.00
677.000	DRUG INV. REIM.	246.00	\$0.00	\$0.00	\$0.00	246.00	\$0.00
685.000	REIM-FROM OTHER FUNDS/Workers C	115,000.00	\$0.00	\$32,793.20	\$32,793.20	115,000.00	\$0.00
685.010	FNG.REIM-OSCEOLA CO.	222,500.00	\$21,032.90	\$63,098.70	\$63,098.70	222,500.00	\$0.00
686.000	SALARYFRINGE REIMBURSE EQUALI	17,000.00	\$0.00	\$0.00	\$0.00	17,000.00	\$0.00
686.100	FRINGE REIMBURSEMENTS/517	750.00	\$0.00	\$0.00	\$0.00	750.00	\$0.00
687.010	JUDGES SUPPLEMENT	182,896.00	\$45,724.00	\$45,724.00	\$45,724.00	182,896.00	\$0.00
687.020	JUV.DIV.PRO.OFF SUPP	27,317.00	\$6,829.26	\$13,658.52	\$13,658.52	27,317.00	\$0.00
691.000	REFUNDS REIMBURSEMENTS	14,000.00	\$36.75	\$388.75	\$388.75	14,000.00	\$0.00
692.000	INSURANCE REFUNDS	70,000.00	\$5,593.01	\$5,987.01	\$5,987.01	70,000.00	\$0.00
693.000	ATTY FEES - CLERK	75,000.00	\$0.00	\$8,297.26	\$8,297.26	75,000.00	\$0.00
694.000	REFUNDS - OTHER DEPTS	4,000.00	\$0.00	\$0.00	\$0.00	4,000.00	\$0.00
696.000	MISC. REVENUE	35.00	\$201.53	\$377.25	\$377.25	721.00	\$686.00
699.000	TRANSFER IN	0.00	\$0.00	\$0.00	\$0.00	0.00	\$0.00
TOTALS		\$13,419,172	\$791,271.40	\$1,654,163.55	\$1,654,163.55	\$14,056,546.00	\$637,374.00



LOCATION:	JANUARY 2022	FEBRUARY 2022	MARCH 2022	APRIL 2022	MAY 2022	JUNE 2022	JULY 2021	AUGUST 2021	SEPTEMBER 2021	OCTOBER 2021	NOVEMBER 2021	DECEMBER 2021
CHEMICAL BANK(inc. dept. accts.)	\$5,593,980.17	\$5,653,779.62	\$6,802,080.09				\$16,226,935.05	\$17,348,751.60	\$12,884,248.51	\$11,104,893.86	\$13,458,834.44	\$ 2,429,306.00
CHEMICAL (SPEC ACCTS Co. Roa	\$1,154,199.23	\$1,415,140.18	\$1,807,197.28				\$675,313.14	\$666,111.06	\$1,222,743.30	\$734,829.26	\$840,655.70	\$699,029.09
HORIZON ARPA MONEY MARKET	\$3,002,043.03	\$3,002,388.46	\$2,938,635.72				\$0.00	\$0.00	\$3,000,336.98	\$3,000,846.64	\$3,001,278.28	\$3,001,660.63
ARPA CD's	\$1,220,118.00	\$1,220,118.00	\$610,059.00				\$0.00	\$0.00	\$1,220,118.00	\$1,220,118.00	\$1,220,118.00	\$1,220,118.00
ISABELLA BANK	\$5,443,960.17	\$5,449,927.48	\$5,455,328.07				\$9,992,117.24	\$10,005,666.31	\$10,019,241.20	\$8,983,806.28	\$8,458,469.24	\$8,468,734.10
INDEPENDENT	\$4,000,000.00	\$4,000,000.00	\$4,000,000.00				\$0.00	\$0.00	\$2,000,000.00	\$2,000,000.00	\$2,000,000.00	\$4,000,000.00
HUNTINGTON	\$9,007,032.86	\$9,009,150.66	\$9,009,150.66				\$0.00	\$0.00	\$1,056,383.68	\$1,056,383.68	\$2,000,000.00	\$9,000,000.00
LAKE/OSCEOLA	\$1,056,383.68	\$1,056,383.68	\$1,056,383.68				\$1,056,383.68	\$1,056,383.68	\$1,056,383.68	\$1,056,383.68	\$1,056,383.68	\$1,056,383.68
UNION BANK	\$2,001,620.54	\$2,001,620.54	\$2,003,224.59				\$0.00	\$0.00	\$2,000,000.00	\$2,000,000.00	\$2,000,000.00	\$2,001,620.54
MERCHANTILE	\$3,000,000.00	\$3,000,000.00	\$3,000,000.00				\$4,520,815.36	\$4,520,815.36	\$5,520,815.36	\$5,000,000.00	\$3,000,000.00	\$3,000,000.00
CERT. OF DEPOSIT(Spec. Sav.)	\$198.16	\$508.72	\$644.98				\$389.67	\$389.79	\$403.33	\$416.65	\$390.03	\$599.68
IMPREST CASH	\$2,040.00	\$2,040.00	\$4,840.00				\$4,840.00	\$4,840.00	\$4,840.00	\$2,040.00	\$2,040.00	\$2,040.00
ACCOUNTS RECEIVABLE	\$100.00	\$100.00	\$100.00				\$100.00	\$100.00	\$100.00	\$100.00	\$100.00	\$100.00
BROOMFIELD TRUST	\$25,829.83	\$25,829.83	\$25,829.83				\$25,829.83	\$25,829.83	\$25,829.83	\$25,829.83	\$25,829.83	\$25,829.83
<b>TOTAL</b>	<b>\$35,502,765.95</b>	<b>\$35,834,869.37</b>	<b>\$36,713,473.90</b>	<b>\$0.00</b>	<b>\$0.00</b>	<b>\$0.00</b>	<b>\$32,502,723.97</b>	<b>\$33,628,887.63</b>	<b>\$40,955,060.19</b>	<b>\$37,129,264.20</b>	<b>\$37,062,099.20</b>	<b>\$34,905,421.55</b>





FUND #	FUND NAME:	JANUARY BALANCE	FEBRUARY BALANCE	MARCH BALANCE	APRIL BALANCE	MAY BALANCE	JUNE BALANCE	JULY BALANCE	AUGUST BALANCE	SEPTEMBER BALANCE	OCTOBER BALANCE	NOVEMBER BALANCE	DECEMBER BALANCE
101	GENERAL	11,229,210.96	10,209,756.12	10,438,010.90				9,389,042.67	10,319,027.84	14,499,686.66	14,886,698.90	14,277,958.93	12,644,046.04
201	COUNTY ROAD	1,154,349.23	1,415,290.18	1,807,347.28				675,463.14	666,261.06	1,222,893.30	734,979.26	840,805.70	699,179.09
205	CMET	0.00	0.00	0.00				0.00	0.00	0.00	0.00	0.00	0.00
210	AMBULANCE FUND	4,518,398.98	5,245,178.45	5,340,412.23				4,949,125.88	4,936,914.97	4,905,874.61	4,373,324.85	4,463,784.03	4,385,496.64
211	MEDICAL FIRST RESPONDERS	(28,068.39)	120,217.73	105,467.72				94,264.93	51,181.59	38,098.26	38,098.26	38,098.26	25,014.92
213	DIST. CT. ALCOHOL ASSMS.		0.00	0.00				0.00	0.00	0.00	0.00	0.00	0.00
214	SOCIETY COURT/DIST CT. CA	88,179.75	110,020.25	109,465.50				104,115.36	94,100.76	106,966.32	110,059.31	131,871.02	122,186.13
215	FRIEND OF THE COURT	77,561.52	(4,484.14)	(11,619.97)				(29,525.23)	(4,261.09)	(57,282.58)	(57,282.58)	(95,646.30)	(83,260.89)
216	PROSECUTOR'S DRUG FORFE	9,976.21	9,978.99	9,900.43				10,192.22	10,155.39	10,118.40	10,084.43	10,048.80	10,012.71
217	FAMILY COUNSELING	111,805.06	111,895.06	112,030.06				110,185.06	110,665.06	111,055.06	111,265.06	111,490.06	111,640.06
220	MORGUE	0.00	0.00	0.00				0.00	0.00	0.00	0.00	0.00	0.00
232	REMEMORANTATION GRANT	0.00	(8,296.00)	(8,296.00)				28,324.00	28,324.00	28,324.00	28,324.00	27,274.00	(8,296.00)
234	COUNTY HOUSING REHAB.	95,494.28	106,364.28	106,364.28				95,916.63	89,252.13	102,552.13	80,974.28	80,974.28	95,434.28
236	DIST. CT. TETHER PROGRAM	0.00	0.00	0.00				0.00	0.00	0.00	0.00	0.00	0.00
242	BROWNFIELD REDEVELOP (SP	0.00	0.00	0.00				0.00	0.00	0.00	0.00	0.00	0.00
243	BROWNFIELD REDEVELOPMEI	0.00	0.00	0.00				0.00	0.00	0.00	0.00	0.00	0.00
244	BROWNFIELD REDEV AUTH LC	0.00	0.00	0.00				0.00	0.00	0.00	0.00	0.00	0.00
245	PUBLIC IMPROVEMENT	0.00	0.00	0.00				0.00	0.00	0.00	0.00	0.00	0.00
249	BUILDING DEPARTMENT	704,875.68	696,023.05	713,585.13				669,027.56	689,230.36	710,742.06	712,082.52	711,049.77	709,984.08
250	DRUNK DRIVING	3,190.48	3,190.48	3,190.48				3,190.48	3,190.48	3,190.48	3,190.48	3,190.48	3,190.48
252	SHERIFF'S WORK STUDY	0.00	0.00	0.00				0.00	0.00	0.00	0.00	0.00	0.00
253	SALVAGE VEHICLE INSPECTIO	0.00	0.00	0.00				0.00	0.00	0.00	0.00	0.00	0.00
254	EMERGENCY PLANNING	2,493.27	2,493.27	2,493.27				3,243.27	3,243.27	3,243.27	3,243.27	2,493.27	2,493.27
256	REG. DEEDS AUTOMATION FUJ	419,788.88	422,651.95	423,260.24				396,225.68	404,417.90	407,225.05	411,781.25	413,171.52	416,759.95
257	BUDGET STABILIZATION FUND	1,714,000.00	1,714,000.00	1,714,000.00				1,714,000.00	1,714,000.00	1,714,000.00	1,714,000.00	1,714,000.00	1,714,000.00
258	D.A.R.E. PROGRAM	18,462.54	18,467.70	18,473.18				18,952.93	18,480.22	18,487.13	18,436.72	18,446.11	18,454.67
259	CONCEALED PISTOL LICENSES	125,612.10	128,215.42	131,307.89				121,900.15	123,657.39	125,659.24	120,250.56	121,996.39	124,220.56
260	MICHIGAN INDIGENT DEFENSE	53,028.14	14,950.36	(20,423.34)				111,203.80	108,557.86	74,935.82	15,619.24	57,092.48	9,075.64
261	TOWNSHIP LAW ENFORCEMEI	13,155.57	13,155.57	13,155.57				13,155.57	13,155.57	13,155.57	13,155.57	13,155.57	13,155.57
262	CORRECTIONS OFFICER TRAIT	59,711.56	59,338.26	56,868.26				65,546.09	62,276.35	62,637.35	61,539.35	59,361.56	59,251.56
263	K-9 FUND	4,654.75	3,762.80	2,662.85				3,454.16	3,199.66	2,979.66	2,891.25	2,891.25	4,766.25
264	JAIL MAINTENANCE	55,503.58	54,855.11	54,467.36				36,135.65	42,678.12	14,183.64	45,552.27	43,394.52	50,795.89
265	DRUG LAW ENFORCEMENT	29,926.99	29,935.35	29,944.23				30,177.17	30,189.08	30,200.37	29,885.13	29,900.34	29,914.23
266	MECOSTA CO DIVE FUND	10,923.19	10,404.58	10,404.58				8,534.19	10,923.19	10,923.19	10,923.19	10,923.19	10,923.19
267	COMMUNITY CORRECTIONS	300,119.13	303,990.25	309,529.52				272,516.86	274,735.05	280,366.58	286,193.49	293,800.27	295,539.15
268	PROSECUTOR DEFERRAL PRC	36,715.71	35,193.02	35,105.18				33,234.89	32,184.07	30,107.44	28,748.24	32,487.62	37,178.63
269	LAW LIBRARY	13,100.70	13,021.66	8,815.58				11,002.30	11,123.03	11,123.03	8,980.47	4,665.89	4,431.22
292	COMMISSION ON AGING LIABILI	0.00	0.00	0.00				0.00	0.00	0.00	0.00	0.00	0.00
273	COMMISSION ON AGING MEAL	328,622.51	344,022.94	326,396.59				322,692.31	323,996.04	300,211.72	330,568.24	343,912.17	340,873.64
274	COMMISSION ON AGING	1,598,035.94	1,741,754.47	1,804,016.85				1,530,582.19	1,509,113.17	1,446,114.80	1,404,601.85	1,364,585.75	1,439,894.60
280	911 STATE SERVICE CHARGE I	0.00	0.00	0.00				0.00	\$0.00	0.00	\$0.00	0.00	0.00
285	REVENUE SHARING FUND	50,570.00	\$0.00	0.00				50,876.00	\$0.00	0.00	\$23,464.00	0.00	0.00
287	PA 302 LAW ENFORCEMENT TI	2,371.25	\$2,371.25	2,171.25				1,879.61	\$1,879.61	1,579.61	\$2,788.85	2,371.25	2,371.25
289	SECONDARY ROAD PATROL	39,793.21	\$47,066.98	46,365.60				26,938.12	\$21,854.91	21,923.75	\$52,703.92	49,938.63	44,393.73
290	DEPT. OF SOCIAL SERVICES	0.00	\$0.00	0.00				0.00	\$0.00	0.00	\$0.00	0.00	0.00
291	PROBATE COURT DIVERSION I	0.00	\$0.00	0.00				0.00	\$0.00	0.00	\$0.00	0.00	0.00
292	CHILD CARE FUND	263,996.34	\$276,699.20	267,106.55				78,397.88	\$30,691.49	19,757.98	\$-7,483.95	318,980.87	275,262.70
293	SOLDIERS RELIEF	6,384.17	\$5,884.17	5,884.17				6,823.17	\$6,823.17	6,823.17	\$6,823.17	6,823.17	\$6,384.17

18 of 22

FUND #	FUND NAME:	JANUARY BALANCE	FEBRUARY BALANCE	MARCH BALANCE	APRIL BALANCE	MAY BALANCE	JUNE BALANCE	JULY BALANCE	AUGUST BALANCE	SEPTEMBER BALANCE	OCTOBER BALANCE	NOVEMBER BALANCE	DECEMBER BALANCE
294	VETERANS TRUST	0.00	0	0.00				0	0.00	0.00	0.00	0.00	0.00
297	RUNAWAY SERVICES	0.00	-	0.00				-	0.00	0.00	0.00	0.00	0.00
311	HOSPITAL DEBT FUND	0.00	-	0.00				-	0.00	0.00	0.00	0.00	0.00
318	DEBT SERVICE JAIL EXPANSIO	0.00	-	0.00				-	0.00	0.00	0.00	0.00	0.00
402	BUILDING IMPROVEMENTS FUJ	488,132.91	488,132.91	488,132.91				342,822.85	342,822.85	342,822.85	342,822.85	342,822.85	338,132.91
403	COUNTY BUILDING EXPANSIOI	0.00	-	0.00				-	0.00	0.00	0.00	0.00	0.00
404	HOSPITAL FUND	0.00	-	0.00				-	0.00	0.00	0.00	0.00	0.00
405	CAPITAL EQUIPMENT FUND	518,093.55	508,746.18	497,975.69				299,774.55	275,313.05	273,670.40	273,284.14	179,561.38	89,447.03
406	JAIL RENOVATIONEXPANSION	0.45	0.45	0.45				0.45	0.45	0.45	0.45	0.45	0.45
501	PRESCRIPTION HEALTH PLAN	0.00	-	0.00				-	0.00	0.00	0.00	0.00	0.00
506	PLATT REVIEW FEES	11,248.00	11,248.00	11,248.00				11,048.00	11,048.00	11,048.00	11,248.00	11,248.00	11,248.00
507	MOCAT	0.00	-	0.00				-	0.00	0.00	0.00	0.00	0.00
508	COUNTY PARKS	840,847.76	1,209,530.46	1,165,438.44				1,251,702.01	1,214,595.99	1,246,862.23	1,094,700.93	916,179.22	860,628.83
516	TAX REVOLVING	8,119,310.75	8,626,832.97	9,080,467.67				7,273,175.25	7,458,393.01	7,634,654.21	7,765,133.09	7,935,210.66	8,060,372.97
517	AUDIT OF PRINCIPLE RESIDEN	61,271.36	61,086.42	61,669.05				80,580.65	81,116.20	82,422.98	64,491.95	65,493.21	68,271.33
520	W/MI FORENSIC MORGUE AUT	0.00	-	0.00				-	0.00	0.00	0.00	0.00	0.00
595	INMATE COMMISSARY	48,754.89	49,459.60	45,795.73				47,503.83	49,209.87	49,209.87	48,281.34	45,496.33	48,754.89
633	CENTRAL STORES	0.00	-	0.00				-	0.00	0.00	0.00	0.00	0.00
641	DEPARTMENT OF PUBLIC WOF	540.44	540.44	540.44				540.44	540.44	540.44	540.44	540.44	540.44
646	EQUALIZATION REVOLVING	85,176.39	88,308.47	85,844.90				78,961.12	78,995.72	78,951.67	56,462.05	57,058.72	82,606.24
653	MAILING DEPARTMENT	1,465.75	1,944.14	1,145.79				1,982.24	2,409.85	1,564.74	1,323.82	745.66	987.36
677	HEALTH BENEFITS INSURANCI	15,131.48	9,932.11	(180,337.69)				(1,304.93)	(181,579.53)	(1,270.49)	(1,719.31)	2,552.57	2,979.62
701	TRUST & AGENCY	876,290.01	230,042.83	337,441.91				1,004,677.20	1,347,484.08	3,749,405.34	603,497.53	371,167.64	429,433.84
704	IMPREST PAYROLL FUND	73,654.56	123,236.57	189,006.39				176,885.70	221,573.22	266,922.35	311,803.73	359,153.60	30,910.06
721	LIBRARY FUND	86,983.46	15,907.81	34,324.99				88,250.70	100,003.71	39,083.32	47,345.87	65,154.32	74,252.92
757	BROOMFIELD TRUST	27,477.08	27,477.08	27,477.08				27,477.08	27,477.08	27,477.08	27,477.08	27,477.08	27,477.08
759	DISTRICT COURT CRIMINAL	47,543.50	27,964.77	36,864.59				49,150.34	49,150.34	44,778.62	40,055.74	69,475.91	47,543.50
760	DISTRICT COURT TRUST	48,262.09	53,796.46	54,498.30				49,717.20	49,717.20	51,988.51	63,483.87	58,721.59	48,262.09
764	INMATE TRUST	23,824.79	16,526.22	21,718.34				26,794.46	39,904.80	39,904.80	23,824.79	23,824.79	23,824.79
765	INMATE COMMISSARY	0.00	\$0.00	0.00				-	0.00	0.00	0.00	0.00	0.00
766	CHILD SUPPORT TRUST	0.00	\$0.00	0.00				-	0.00	0.00	0.00	0.00	0.00
767	FRIEND OF COURT TRUST	0.00	\$0.00	0.00				-	0.00	0.00	0.00	0.00	0.00
768	FOC STATE CONVERSION	214.00	\$214.00	0.00				350.00	1,858.00	1,858.00	50.00	593.00	0.00
801	SPECIAL DRAIN ASSESSMENT:	958,337.81	\$959,827.11	726,461.51				\$711,506.91	696,693.77	682,611.62	707,133.50	991,360.86	959,959.84
802	REVOLVING DRAIN	56,051.46	\$58,690.99	71,874.37				\$21,799.43	17,633.51	17,640.10	30,425.68	32,917.44	83,078.53
819	NORTHGATE DRAIN BOND REI	0.00	\$0.00	0.00				\$0.00	0.00	0.00	0.00	0.00	0.00
820	CHIPPEWA LAKE BOND REDEI	0.00	\$0.00	0.00				\$0.00	0.00	0.00	0.00	0.00	0.00
TOTALS		\$35,501,767.01	\$35,827,615.98	\$36,706,667.51	\$0.00	\$0.00	\$0.00	\$32,501,401.40	\$33,626,794.54	\$40,952,767.10	\$37,129,343.62	\$37,062,257.80	\$34,904,621.36

19 of 22



COUNTY OF MECOSTA  
INVESTMENT PORTFOLIO  
MARCH2022

FINANCIAL INSTITUTION	AMOUNT	RATE	PURCHASE DATE	MATURITY DATE	TERM	was	Interest	YTD								
FIFTH THIRD																
FIFTH THIRD TOTAL																
0.00																
MERCANTILE-LAKEVIEW																
MERCANTILE-LAKEVIEW TOTAL																
3,000,000.00																
4300168506	1,000,000.00	0.36%	19-Oct-20	19-Apr-22	18 MO	1,000,000.00										
4300168515	1,000,000.00	0.40%	19-Oct-20	19-Oct-22	24 MO	1,000,000.00										
4300181260	1,000,000.00	0.35%	23-Sep-21	23-Sep-23	24 MO	0.00										
HUNTINGTON																
UBS BANK USA 90348J134	1,000,000.00	0.35%	17-Sep-21	22-Sep-23	24 MO	1,000,000.00	268.49									
BMW BANK NORTH AMERICA 05580AH49	2,000,000.00	0.65%	15-Dec-21	18-Dec-23	24 MO	2,000,000.00										
UBS BANK USA 90348J142	1,000,000.00	0.65%	17-Sep-21	23-Sep-24	36 MO	1,000,000.00	498.63									
BEAL BANK USA 07371CX42	1,000,000.00	0.80%	22-Dec-21	18-Dec-24	36 MO	1,000,000.00										
BMW BANK NORTH AMERICA 05580AH64	2,000,000.00	0.95%	15-Dec-21	17-Dec-24	36 MO	2,000,000.00										
UBS BANK USA 90348JY79	2,000,000.00	0.85%	15-Dec-21	31-Dec-24	36 MO	2,000,000.00	1,350.68									
HUNTINGTON TOTAL																
9,000,000.00																
COST BASIS																
8,819,212.86																
PREVIOUS ACCT VALU																
2,117.80																
Dividends, Interest and other Income - MO																
(118,780.00)																
ACCURED INCOME/UNREALIZED GAIN/LOSS YTD																
8,702,550.66																
BANK CD INVESTMENTS/MARKET VALUE																
11,627.39																
ACCURED INTEREST																
8,714,178.05																
ACCOUNTY VALUE W/ACCURED INTEREST																
6,657.51																
Dividends, Interest and other Income - YTD																
9,009,150.66																
HUNTINGTON TOTAL																
CURRENT COST BASIS																
2,117.80																
INDEPENDENT BANK																
29202603073	2,000,000.00	0.36%	20-Sep-21	9/20/2023	24 MO											
29202706514	1,000,000.00	0.68%	15-Dec-21	6/15/2024	30 MO											
29202706523	1,000,000.00	0.74%	15-Dec-21	12/15/2024	36 MO											
INDEPENDENT BANK TOTAL																
4,000,000.00																
ISABELLA (Earns Monthly Interest)																
400325536	1,056,141.18	2.45%	9-Oct-19	9-Apr-22	30 MO	1,056,141.18	0.00									
400326369	436,976.30	2.45%	28-Oct-19	28-Apr-22	30 MO	436,976.30	0.00									
400326401	264,035.34	2.45%	28-Oct-19	28-Apr-22	30 MO	264,035.34	0.00									
400325551	1,061,436.33	2.50%	9-Oct-19	9-Oct-22	36 MO	1,059,428.93	2,007.40									
400337424	1,005,669.86	0.40%	19-Oct-20	19-Oct-22	24 MO	1,005,361.37	308.49									
400326419	1,100,350.82	2.50%	28-Oct-19	28-Oct-22	36 MO	1,098,269.82	2,081.00									
400326427	530,718.24	2.50%	28-Oct-19	28-Oct-22	36 MO	529,714.54	1,003.70									
ISABELLA TOTAL																
5,455,328.07																
LAKE OSCEOLA																
9716861	1,056,383.68	0.45%	21-Jun-20	21-Jun-22	24 MO	1,056,383.68	0.00									
LAKE OSCEOLA TOTAL																
1,056,383.68																
UNION BANK																
51416	1,001,488.22	0.30%	20-Sep-21	21-Mar-23	18 MO	1,000,747.94	740.28									
51417	1,001,736.37	0.35%	20-Sep-21	21-Sep-23	24 MO	1,000,872.60	863.77									
UNION TOTAL																
2,003,224.59																
GENERAL ACCOUNTS CD TOTALS:																
24,524,087.00																
TCF GEN ACCT CKNG BALANCE																
6,597,087.97																
TOTAL INVESTMENTS																
31,121,174.97																
0.08%																
9,122.44																
393.83																
9,516.27																



## **IMPORTANT CLIENT UPDATE**

### **Michigan Supreme Court Order regarding Juneteenth Holiday**

On June 1, 2022, the Michigan Supreme Court entered an Order adding Juneteenth to the official court holidays listed in the Chief Judge Rule 8.110 (the “Order”). The Court also ordered that as Juneteenth falls on June 19<sup>th</sup> every year, this holiday is to be treated like similar holidays that may fall on a weekend by making the Friday before or the Monday after the observed date. Juneteenth is observed in 2022 on Monday, June 20<sup>th</sup>.

Courts will be acting expeditiously to implement the new holiday by adjusting schedules, notifying litigants and other court users. In the event a Court already observes the holiday provided for in the new Order (including Juneteenth), the Court does not need to submit a Court Holiday Local Administrative Order (“LAO”).<sup>1</sup> If not already observed, a LAO including Juneteenth is required to be submitted to the SCAO.

To ensure all employees who are members of a bargaining unit where the Court is the employer receive holiday pay for the observed Juneteenth, existing collective bargaining agreements should be amended to reflect this change (e.g., via Letters of Understanding/Agreement).<sup>2</sup> Implementation of the LAO is within the authority of the chief judge(s) and the local funding unit is not required to agree with or approve this change. MCR 8.110(D).

It is important to note that the Supreme Court’s Order only applies to Courts and Court employees and not to the employees of the County (this includes the employees of the county-wide elected officials for which the County, through the Board of Commissioners, is a co-employer with the responsibility for determining the economic terms and conditions of employment which includes the number of paid holidays). Counties have options:

1. To remain open even though the Courts are closed;
2. Offer to unions Juneteenth for 2022 (June 20<sup>th</sup>) as a paid holiday on a one-time, non-precedent setting basis;
3. Offer to unions to substitute Juneteenth for a different holiday on a one-time or permanent basis; or

---

<sup>1</sup> Courts are mandated to issue LAOs to establish court policies for regulating certain court functions and procedures; however, before its effective date, such LAOs must be sent to the State Court Administrative Office (“SCAO”).

<sup>2</sup> Any Letter of Understanding entered into should contemplate whether Juneteenth should remain in effect for the remaining duration of each Collective Bargaining Agreement, reserving for the parties the right to bargain only when the next successor agreement is opened.

4. Offer to unions to add Juneteenth as an additional holiday without restriction.

For bargaining-unit employees, the designation of holidays and pay status is a term and condition of employment subject to a legal duty to bargain with unions. As a result, other than option "1" above, the remaining options would need to be implemented for bargaining unit employees by means of a mutually agreed upon amendment to existing collective bargaining agreements to reflect the change (e.g., via Letters of Understanding/Agreement).

We have attached a copy of the Order. We are available at your request to provide a sample Letter of Understanding/Agreement for your review.

Please do not hesitate to contact us in the event you have any questions or concerns.

Cohl, Stoker & Toskey, P.C.  
601 N. Capitol Ave.  
Lansing, MI 48933  
(517) 372-9000  
[dstoker@cstmlaw.com](mailto:dstoker@cstmlaw.com)

June 3, 2022

N:\Client\Seminars\Client Updates\Juneteenth\Client Update re Juneteenth Order - Final 6.3.2022.docx



## VOUCHER

## COUNTY OF MECOSTA

Commissioners

Date 13-Jun-22

Pay to: Jerrilynn Strong

District #2 County Commissioner1137 17 Mile RoadRemus, Michigan 49340

DATE	ITEMS	AMOUNT
5/17/2022	ROAD COMMISSION	\$50.00
5/17/2022	FINANCE	\$50.00
5/18/2022	COA INTERVIEWS	\$50.00
5/19/2022	BUILDING AND ZONING	\$50.00
5/19/2022	EMS/EMER MGT	\$50.00
5/19/2022	BOC	\$50.00
5/20/2022	MMCAA	\$50.00
5/31/2022	FINANCE	\$50.00
6/1/2022	SHERIFF AND JAIL	\$50.00
6/2/2022	BOC	\$50.00

TOTAL \$500.00

Charge to: Per Diem

Account #: 101 101 705.000

Finance Committee Approval

RECEIVED  
JUN 13 2022  
BOARD OF  
COMMISSIONERS


It is hereby certified that the above account is true and correct and that no part of the same has been paid.

Jerrilynn Strong  
Signed

COPY









## TRAVEL VOUCHER

COUNTY OF MECOSTA

24-May-22

Pay to: Bill Routley

\_\_\_\_\_

\_\_\_\_\_

\_\_\_\_\_

Date	From	To	Reason for Travel	Miles Traveled
18-May-22	Big Rapids	COA	Advisory Board	30
24-May-22	Big Rapids	Grand rapids	AAAWM	65
24-May-22	Grand Rapids	Big Rapids	AAAWM	65
TOTAL MILES				160
x				0.585
TRAVEL TOTAL \$				93.60

Charge to: Travel Expense

General Ledger: 101 101 810.000

It is hereby certified that the above account is true and correct and  
that no part of the same has been paid.

Bill Routley

Signed by Employee

\_\_\_\_\_  
Signed by Dept Head or Deputy if check is for Dept Head

RECEIVED  
MAY 26 2022  
BOARD OF  
COMMISSIONERS

COPY



## VOUCHER

COUNTY OF MECOSTA

Voucher No. \_\_\_\_\_

Commissioners

Date 25-May-22

Pay to: Bill Routley \_\_\_\_\_

Vendor # \_\_\_\_\_

Per Diems

DATE	ITEMS	AMOUNT
2-May-22	Committee of Whole	\$100.00
3-May-22	Finance	\$50.00
5/4/2022	Commish	\$50.00
5/12/2022	Committee of Whole	\$50.00
5/17/2022	Finance	\$50.00
5/18/2022	COA	\$50.00
5/19/2022	City/County/FSU	\$50.00
5/24/2022	AAAWM PRC	\$50.00
5/19/2022	Commish	\$50.00
TOTAL		\$500.00

Charge to: Per Diem  
Account #: 101 101 705.000

It is hereby certified that the above account is true and correct and that no part of the same has been paid.

Bill Routley

Signed \_\_\_\_\_

RECEIVED  
MAY 25 2022  
BOARD OF  
COMMISSIONERS

COPY

## VOUCHER

## COUNTY OF MECOSTA

Commissioners

Date 5/12/22

Pay to: LINDA HOWARD

DATE	ITEMS	AMOUNT
5/2/2022	Comm of the Whole AM & PM	\$ 100.00
5/3/2022	Bldg & Grounds Mtg	\$50.00
5/4/2022	Sheriff & Jail	\$50.00
5/5/2022	Co Comm	\$50.00
5/12/2022	Human Ser. Collab. Bd	\$50.00
5/12/2022	Committee of the Whole	\$50.00
5/19/2022	Bldg & Zoning Mtg	\$50.00
5/19/2022	Sheriff Dept Open House	\$50.00
5/19/2022	Co Commission	\$50.00
5/24/2022	DHHS Mtg	\$50.00

TOTAL \$550.00

Charge to: Per Diem  
 Account #: 101 101 705.000

\$500

It is hereby certified that the above account is true and correct and that no part of the same has been paid.

Linda Howard

Signed

RECEIVED  
 MAY 25 2022  
 BOARD OF  
 COMMISSIONERS

COPY





## Commissioners

Date May 20,2022

Pay to: Wendy Nystrom

DATE	ITEMS	AMOUNT
5/2/2022	Meeting of the Whole Board of Commissioners	\$50.00
5/5/2022	Board of Commissioners	\$50.00
5/12/2022	Meeting of the Whole Board of Commissioners	\$50.00
5/19/2022	Board of Commissioners	\$50.00
TOTAL		\$200.00


**Charge to:** Per Diem  
**Account #:** 101 101 705.000

It is hereby certified that the above account is true and correct and that no part of the same has been paid.

Wendy Nystrom

Signed

RECEIVED  
MAY 23 2011  
BOARD OF  
COMMISSIONERS





# VOUCHER

COUNTY OF MECOSTA

## Commissioners

Date 5-19-22

Pay to: Ray Steinke

[illegible]

TOTAL \$ 450

**Charge to:** Per Diem  
**Account #:** 101 101 705.000

It is hereby certified that the above account is true and correct and that no part of the same has been paid.

paid. Ray Steinko  
Signed

RECEIVED  
MAY 18 2011  
BOARD OF  
COMMISSIONERS



## Commissioners

Date 5-19-22

Pay to: Tom O'Neil

[illegible]

TOTAL 9,550.00

Charge to: Per Diem  
Account #: 101 101 705.000

It is hereby certified that the above account is true and correct and that no part of the same has been paid.

Signed Tom O'Neil

RECEIVED  
MAY 18 2011  
BOARD OF  
COMMISSIONERS

