

Finance Committee Minutes

12/30/2020

10:00 AM

Conf Rm F and Zoom ID#6084719153

Meeting called by:	Bill Routley	Note taker:	Paul Bullock
Attendees:	Marilynn Bradstrom, Ray Steinke, Jerrilynn Strong, Mindy Taylor		
----- Agenda Topics -----			
Call To Order	10:00 AM		
Public Comment	NONE		
2021 IRS Mileage Rate Resolution	Finance Officer		
<u>Discussion: The Committee reviewed the IRS standard mileage rate determination for 2021.</u>			
Conclusions: The Committee will recommend to the Board that a resolution be approved adopting the IRS mileage reimbursement rate of \$.56/mile for business use of a privately owned vehicle for calendar year 2021.			
Work Share Discussion	Administrator		
<u>Discussion: The Committee discussed the recently expired Work Share Program. The Administrator requested permission to reinstitute the program for departments and staff, where appropriate, if the program is extended or renewed. Participation would be voluntary for the staff and need approval by the Department Head or Elected Official.</u>			
Conclusions: The Committee will recommend to the Board that the Administrator be authorized to reinstate the Work Share program as requested, if extended or renewed by the State.			
Emergency Medical Leave/Covid	Administrator		
<u>Discussion: The Committee discussed the expiration of the Federal mandate for Emergency Medical Leave related to Covid. The Administrator requested permission to continue the Emergency Medical Leave provisions for staff infected by, or required to quarantine because of exposure.</u>			
Conclusions: The Committee will recommend to the Board that continuation of the Emergency Medical Leave/Covid be approved at this time, and until further notice.			
Morton Township Inspections	Administrator		
<u>Discussion: The Committee discussed the help the Building Dept has been providing to Morton Township while they have not had an inspector.</u>			
Conclusions: The Committee instructed the Administrator and Zoning Administrator to discuss compensation for the inspections and bring a proposal to the January 7th Board Meeting.			
Financial Reports/October	Finance Officer		
<u>Discussion: The Committee reviewed the October Financial Reports.</u>			
Conclusions: The Committee will recommend to the Board that that reports be accepted and placed on file.			

Other Business	NONE
Commissioner Per Diem and Travel	
Discussion: The Committee reviewed and approved all Commissioner Per Diem and Travel.	
Listed Bills	
Discussion: The Committee reviewed all bills	
Conclusions: The Committee will recommend that all bills be paid.	
Adjournment	10:32 AM

Finance Committee Agenda

12/30/2020

10:00 AM

Conf Rm F and Zoom ID#6084719153

Meeting called by:	Bill Routley	Note taker:	Paul Bullock
---------------------------	--------------	--------------------	--------------

Attendees: Marilyn Bradstrom, Ray Steinke, Jerrilynn Strong, Mindy Taylor

----- Agenda Topics -----

Call To Order

Public Comment

2021 IRS Mileage Rate Resolution

Finance Officer

Work Share Discussion

Administrator

FMLA/Covid

Administrator

Morton Township Inspections

Administrator

Financial Reports/October

Finance Officer

Other Business

Commissioner Per Diem and Travel

Listed Bills

Adjournment

Other Information



COUNTY OF MECOSTA
BOARD OF COMMISSIONERS
400 ELM STREET, BIG RAPIDS, MI 49307
Phone (231) 796-2505 Fax (231) 592-0121
www.mecostacounty.org

Marilynn Bradstrom
District #1

Jerrilynn Strong
District #2

Linda Howard
District #3

Raymond Steinke
District #4

Tom O'Neil
District #5

Wendy Nystrom
District #6

William Routley
District #7

Paul E. Bullock
Controller/Administrator

To: Mecosta County Finance Committee

From: Paul E. Bullock, Administrator

Date: December 29, 2020

Re: Discussion Items for December 30th Finance Meeting

Attached you will find the Agenda for tomorrow's meeting, as well as the bills for approval at the January 7th meeting. This memo is to give you some additional information on discussion items.

- **IRS Mileage Rate for 2021:** This has been lowered from 57.5 cents per mile to 56.0. I have placed a resolution on the January 7th agenda reflecting that.

- **Work Share Discussion:** The State program has expired. We still have some departments and staff who would like to be on the program if it is reinstated. I will be requesting permission to administer the program, if it is extended, for the departments and staff who are still appropriate to utilize the program.

- **FMLA Covid:** The Federal requirement for special FMLA covid leave is expiring. I wish to discuss the pros and cons of our continuing to offer this benefit without a mandate to do so.

- **Morton Township Inspections:** Morton Township has been without a building inspector since October. Michelle agreed to cover for them on a temporary basis, without charge. They still don't have one and we have done approximately 45 inspections. Michelle will be discussing, with Morton, a proposal to compensate us for the inspections.

GENERAL FUND ACTIVITY REPORT - 2020

MECOSTA COUNTY
PAGE 1
CASH BASIS2019 YEAR END CASH BASIS
GENERAL FUND BALANCE =
\$ 9,176,216.00October
10

REVENUES	2020	2019	2018	2017	2016	2015	2014	2013
JANUARY	\$284,181.77	\$371,799.25	\$404,253.90	\$472,058.93	\$342,878.47	\$457,709.70	\$ 409,551.20	\$ 645,519.25
FEBRUARY	\$570,026.62	\$481,876.06	\$365,534.97	\$440,955.58	\$439,640.42	\$384,022.41	\$ 457,758.26	\$ 370,643.19
MARCH	\$372,870.92	\$234,329.66	\$389,804.69	\$310,861.73	\$332,762.13	\$347,741.88	\$ 85,341.09	\$ 340,744.34
APRIL	\$944,817.68	\$869,513.08	\$765,610.77	\$894,511.52	\$311,859.34	\$477,946.81	\$ 984,384.24	\$ 974,758.62
MAY	\$321,980.98	\$535,446.64	\$238,660.24	\$193,244.26	\$546,502.49	\$543,691.42	\$ 284,919.52	\$ 184,580.84
*** JUNE	\$250,009.87	\$260,281.89	\$185,531.88	\$226,985.23	\$237,894.72	\$82,860.84	\$ 141,730.97	\$ (224,541.82)
JULY	\$1,148,050.98	\$962,862.52	\$991,224.90	\$962,494.58	\$841,520.02	\$966,234.65	\$ 941,814.23	\$ 910,357.31
AUGUST	\$1,739,424.09	\$1,746,864.59	\$1,491,939.31	\$1,554,955.06	\$1,613,565.36	\$1,279,320.60	\$ 1,400,664.24	\$ 1,217,786.44
SEPTEMBER	\$5,340,032.97	\$4,863,854.15	\$4,572,660.77	\$4,508,946.45	\$4,068,972.13	\$4,469,801.85	\$ 3,806,163.44	\$ 3,888,148.95
OCTOBER	\$1,375,828.29	\$1,710,789.80	\$1,868,754.08	\$1,258,749.83	\$1,414,792.03	\$1,498,772.93	\$ 1,756,429.62	\$ 1,723,530.30
NOVEMBER		\$237,097.93	\$374,774.07	\$820,683.59	\$787,512.21	\$358,043.04	\$ 420,065.18	\$ 578,793.00
DECEMBER		\$1,026,773.93	\$684,014.53	\$1,057,991.33	\$1,918,313.74	\$954,220.11	\$ 909,111.80	\$ 1,152,197.20
TOTALS	\$12,347,224.17	\$13,301,489.50	\$12,332,764.11	\$12,702,438.09	\$12,856,213.06	\$ 11,820,366.24	\$11,597,933.79	\$11,762,517.62
EXPENSES	2020	2019	2018	2017	2016	2015	2014	2013
JANUARY	\$1,889,385.67	\$1,811,634.66	\$1,712,705.81	\$1,460,836.62	\$1,575,265.39	\$1,395,793.63	\$ 1,232,893.61	\$ 1,174,066.19
FEBRUARY	\$791,470.80	\$751,409.09	\$795,043.23	\$750,078.80	\$775,032.55	\$825,672.02	\$ 845,687.83	\$ 670,770.31
MARCH	\$841,837.77	\$1,051,397.05	\$1,030,007.20	\$1,101,130.38	\$826,420.41	\$781,942.13	\$ 703,694.22	\$ 886,037.04
APRIL	\$1,110,519.04	\$968,062.14	\$989,672.76	\$974,320.78	\$1,307,007.87	\$1,072,447.04	\$ 833,682.50	\$ 817,124.07
MAY	\$734,101.59	\$833,534.47	\$889,749.10	\$923,264.23	\$772,964.41	\$1,106,049.25	\$ 1,040,708.47	\$ 984,905.31
*** JUNE	\$565,256.02	\$693,387.41	\$713,873.44	\$639,499.34	\$576,870.21	\$531,139.91	\$ 516,243.68	\$ 952,093.91
JULY	\$1,228,834.18	\$1,033,449.99	\$1,145,798.87	\$910,032.32	\$879,412.33	\$867,043.07	\$ 988,124.46	\$ 962,460.97
AUGUST	\$2,668,524.12	\$1,656,600.57	\$1,103,552.76	\$1,045,381.82	\$913,042.43	\$950,680.85	\$ 719,938.20	\$ 739,793.07
SEPTEMBER	\$835,438.10	\$745,550.96	\$853,513.78	\$1,079,637.80	\$1,020,170.70	\$770,837.87	\$ 789,589.13	\$ 738,551.52
OCTOBER	\$904,228.08	\$911,028.26	\$930,783.44	\$974,643.40	\$931,126.42	\$1,287,257.84	\$ 1,166,397.52	\$ 907,086.06
NOVEMBER		\$974,777.27	\$1,487,925.78	\$826,044.76	\$809,404.31	\$730,039.89	\$ 729,055.24	\$ 1,015,092.71
DECEMBER		\$1,113,940.31	\$804,874.39	\$1,774,340.01	\$3,208,057.72	\$2,384,175.50	\$ 1,806,705.83	\$ 1,703,658.39
TOTALS	\$11,569,595.37	\$12,544,772.18	\$12,457,500.56	\$12,459,210.26	\$13,594,774.75	\$ 12,703,079.00	\$11,372,720.69	\$11,551,639.55

\$12,347,224.17

\$21,523,440.17

GENERAL FUND ACTIVITY REPORT - 2020

MECOSTA COUNTY
PAGE 2
CASH BASIS

October

	2020	2019	2018	2017	2016	2015	2014	2013
TOTAL REVENUES TO DATE =	\$21,523,440.17	\$20,457,116.64	\$19,921,593.51	\$19,228,153.17	\$19,293,423.11	\$20,496,961.09	\$20,030,890.88	\$19,582,783.42
TOTAL EXPENSES TO DATE =	\$11,569,595.37	\$10,456,054.60	\$10,164,700.39	\$9,858,825.49	\$9,577,312.72	\$9,588,863.61	\$8,836,959.62	\$8,832,888.45
Encumbrances								\$0.00
EQUALS CURRENT BALANCE =	<u>\$9,953,844.80</u>	<u>\$10,001,062.04</u>	<u>\$9,756,893.12</u>	<u>\$9,369,327.68</u>	<u>\$9,716,110.39</u>	<u>\$10,908,097.48</u>	<u>\$11,193,931.26</u>	<u>\$10,749,894.97</u>

YEAR TO DATE REVENUES / # OF MONTHS EQUAL:

MONTHLY AVERAGE REV. (LESS PROPERTY TAXES)

\$11,392,431.76	/10	<u>\$1,139,243.18</u>
LAST MONTH AVERAGE =		\$672,652.53

YEAR TO DATE EXPENSES / # OF MONTHS EQUAL:

\$11,569,595.37	<u>\$1,156,959.54</u>
LAST MONTH AV	\$1,185,292.33

NEXT MONTH FORECAST

G/F FUND BALANCE ON CASH BASIS

\$9,953,844.80	+		\$1,139,243.18	-		\$1,156,959.54	=	\$9,936,128.44
----------------	---	--	----------------	---	--	----------------	---	-----------------------

	2019	2018	2017	2016	2015	2014	2013	2012	2011
YEAR END GENERAL FUND BAL \$	9,176,216	\$ 8,419,499	\$ 8,647,618	\$ 8,404,390	\$ 9,143,036	\$ 9,988,858	\$ 9,762,134	\$ 9,551,256	\$ 9,079,090

Note: The year-end general fund balance is on a cash basis and will not necessarily agree with the balance in BS&A due to modified accrual basis of accounting.

FUND #	FUND NAME	SEPTEMBER BALANCE	OCTOBER BALANCE	NET CHANGE
101	GENERAL	8,774,971.01	9,248,439.10	\$473,468.09
201	COUNTY ROAD	1,407,344.12	707,886.63	(\$699,457.49)
205	CMET	243,195.55	18,206.52	(\$224,989.03)
210	AMBULANCE FUND	4,136,737.80	4,072,599.11	(\$64,138.69)
211	MEDICAL FIRST RESPONDERS	34,724.07	34,724.07	\$0.00
213	DIST. CT. ALCOHOL ASSMS.	0.00	0.00	\$0.00
214	SOBRIETY COURT/DIST.CT. CASE F	85,753.81	86,200.35	\$446.54
215	FRIEND OF THE COURT	(33,199.15)	(67,841.45)	(\$34,642.30)
216	PROSECUTOR'S DRUG FORFEITURE	10,530.51	10,492.90	(\$37.61)
217	FAMILY COUNSELING	107,950.06	108,145.06	\$195.00
220	MORGUE	0.00	0.00	\$0.00
232	REMONUMENTATION GRANT	30,821.20	30,821.20	\$0.00
234	COUNTY HOUSING REHAB.	75,272.73	80,167.73	\$4,895.00
236	DIST. CT. TETHER PROGRAM	0.00	0.00	\$0.00
242	BROWNFIELD REDEVELOPMENT (S	0.00	0.00	\$0.00
243	BROWNFIELD REDEVELOPMENT	1,211.23	1,211.23	\$0.00
244	BROWNFIELD REDEV. AUTH. LOCAL	0.00	0.00	\$0.00
245	PUBLIC IMPROVEMENT	0.00	0.00	\$0.00
249	BUILDING DEPARTMENT	608,818.57	640,797.85	\$31,979.28
250	DRUNK DRIVING	3,190.47	3,190.47	\$0.00
252	SHERIFF'S WORK STUDY	0.00	0.00	\$0.00
253	SALVAGE VEHICLE INSPECTION	0.00	0.00	\$0.00
254	EMERGENCY PLANNING	3,243.27	3,243.27	\$0.00
256	REG. DEEDS AUTOMATION FUND	371,860.82	375,414.77	\$3,553.95
257	BUDGET STABILIZATION FUND	1,714,000.00	1,714,000.00	\$0.00
258	D.A.R.E. PROGRAM	19,269.30	19,286.05	\$16.75
259	CONCEALED PISTOL LICENSING	101,034.79	103,563.37	\$2,528.58
260	MICHIGAN INDIGENT DEFENSE COM	101,049.13	70,262.87	(\$30,786.26)
261	TOWNSHIP LAW ENFORCEMENT	13,155.57	13,155.57	\$0.00
262	CORRECTIONS OFFICER TRAINING	66,782.48	67,762.48	\$980.00
263	K-9 FUND	2,182.76	2,182.76	\$0.00
264	JAIL MAINTENANCE	54,468.01	62,055.99	\$7,587.98
265	DRUG LAW ENFORCEMENT	26,637.40	26,660.57	\$23.17
266	MECOSTA CO DIVE FUND	17,422.53	8,780.53	(\$8,642.00)
267	COMMUNITY CORRECTIONS	241,842.02	248,486.88	\$6,644.86
268	PROSECUTOR DEFFERAL PROGRA	31,160.69	26,474.91	(\$4,685.78)
269	LAW LIBRARY	13,763.54	11,740.97	(\$2,022.57)
272	COMMISSION ON AGING LIABIL. RES	0.00	0.00	\$0.00
273	COMMISSION ON AGING MEALS	279,343.70	248,589.24	(\$30,754.46)
274	COMMISSION ON AGING	1,278,563.23	1,216,977.49	(\$61,585.74)
285	REVENUE SHARING FUND	0.00	0.00	\$0.00
280	911 STATE SERVICE CHARGE FUND	0.00	23,458.00	\$23,458.00
287	PA 302 LAW ENFORCEMENT TRAINI	1,116.45	1,734.42	\$617.97
289	SECONDARY ROAD PATROL	52,685.37	49,073.37	(\$3,612.00)
290	DEPT. OF SOCIAL SERVICES	0.00	0.00	\$0.00
291	PROBATE COURT DIVERSION PROC	0.00	0.00	\$0.00
292	CHILD CARE FUND	37,269.48	11,096.81	(\$26,172.67)
293	SOLDIERS RELIEF	\$7,811.17	7,811.17	\$0.00

FUND # FUND NAME:	SEPTEMBER BALANCE	OCTOBER BALANCE	NET CHANGE
294 VETERANS TRUST	0.00	0.00	\$0.00
297 RUNAWAY SERVICES	0.00	0.00	\$0.00
311 HOSPITAL DEBT FUND	0.00	0.00	\$0.00
318 DEBT SERVICE JAIL EXPANSION	0.00	0.00	\$0.00
402 BUILDING IMPROVEMENTS FUND	365,074.26	365,074.26	\$0.00
403 COUNTY BUILDING EXPANSION FUN	0.00	0.00	\$0.00
404 HOSPITAL CONSTRUCTION FUND	0.00	0.00	\$0.00
405 CAPITAL EQUIPMENT FUND	207,330.99	204,353.94	(\$2,977.05)
406 JAIL RENOVATION/EXPANSION	0.45	0.45	\$0.00
501 PRESCRIPTION HEALTH PLAN	0.00	0.00	\$0.00
506 PLATT REVIEW FEES	10,848.00	10,848.00	\$0.00
507 MOCAT	0.00	0.00	\$0.00
508 COUNTY PARKS	1,069,909.94	943,876.67	(\$126,033.27)
516 TAX REVOLVING	6,973,873.20	7,143,153.76	\$169,280.56
517 AUDIT OF PRINCIPLE RESIDENCE	52,519.62	62,469.27	\$9,949.65
520 W.MI.FORENSIC MORGUE AUTHORI	20,390.67	17,747.12	(\$2,643.55)
595 INMATE COMMISSARY	34,929.86	33,568.14	(\$1,361.72)
633 CENTRAL STORES	0.00	0.00	\$0.00
641 DEPARTMENT OF PUBLIC WORKS	540.44	540.44	\$0.00
646 EQUALIZATION REVOLVING	75,233.89	70,173.89	(\$5,060.00)
653 MAILING DEPARTMENT	1,995.65	2,805.15	\$809.50
677 HEALTH BENEFITS INSURANCE	6,167.44	6,090.51	(\$76.93)
701 TRUST & AGENCY	4,205,261.77	456,069.68	(\$3,749,192.09)
704 IMPREST PAYROLL FUND	16,761.78	15,222.69	(\$1,539.09)
721 LIBRARY FUND	48,245.68	57,767.54	\$9,521.86
757 BROOMFIELD TRUST	38,186.93	38,186.93	\$0.00
759 DISTRICT COURT CRIMINAL	51,731.87	31,299.78	(\$20,432.09)
760 DISTRICT COURT TRUST	84,211.03	95,623.80	\$11,412.77
764 INMATE TRUST	14,567.11	15,231.08	\$663.97
765 INMATE COMMISSARY	0.00	0.00	\$0.00
766 CHILD SUPPORT TRUST	0.00	0.00	\$0.00
767 FRIEND OF COURT TRUST	0.00	0.00	\$0.00
768 FOC STATE CONVERSION	0.00	125.00	\$125.00
801 SPECIAL DRAIN ASSESSMENTS	776,505.82	667,418.23	(\$109,087.59)
802 REVOLVING DRAIN	28,609.38	26,405.99	(\$2,203.39)
819 NORTHGATE DRAIN BOND REDEMP	0.00	0.00	\$0.00
820 CHIPPEWA LAKE BOND REDEMPIC	0.00	0.00	\$0.00
TOTALS	\$34,004,879.47	\$29,550,904.58	(\$4,453,974.89)
			(\$4,453,974.89)

MECOSTA COUNTY GENERAL FUND
REVENUE DETAIL - 2020

OCTOBER

PAGE 5

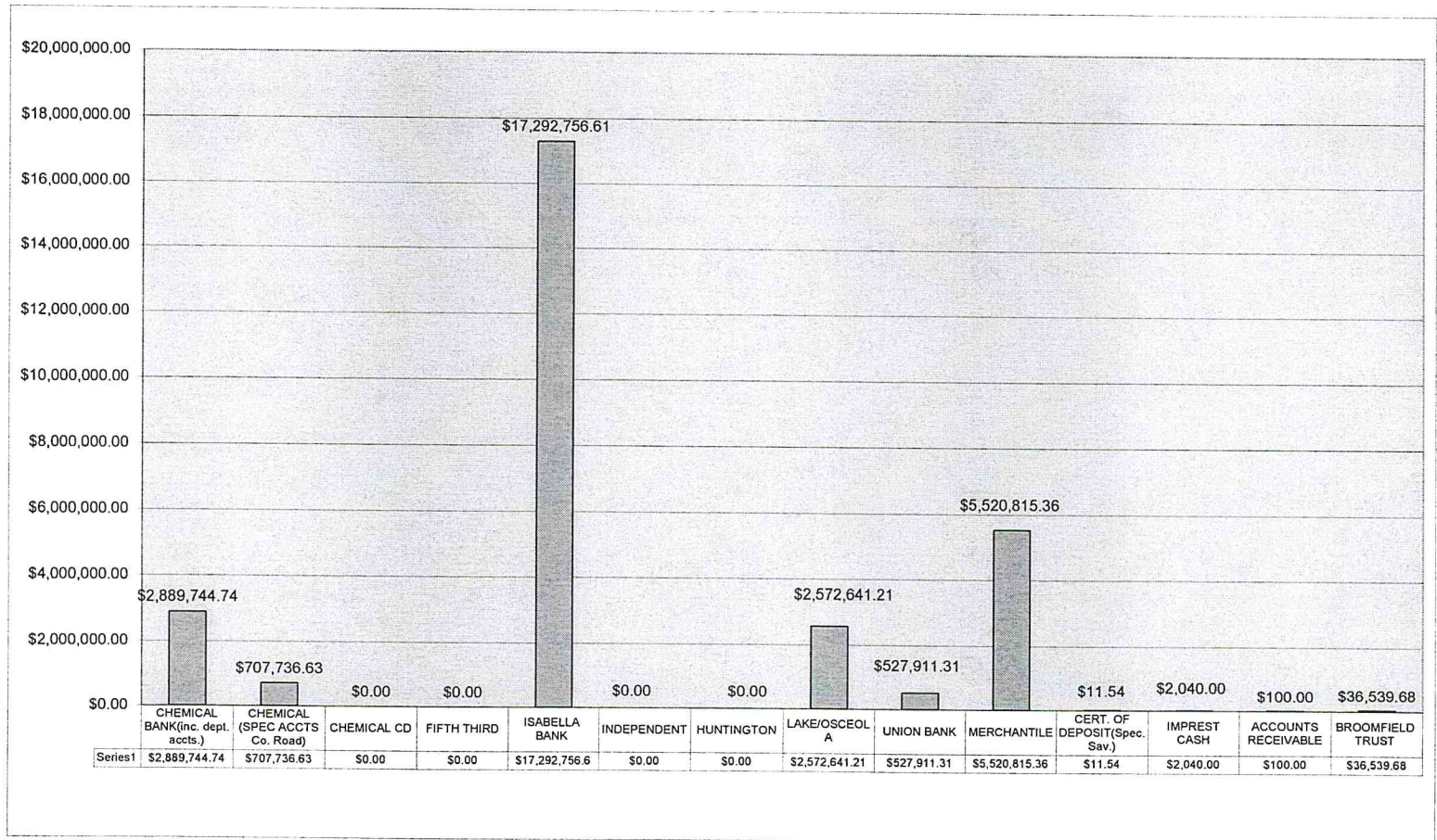
ACCT. #	CATEGORY:	2020 BUDGET	2020 CURRENT	2020 YEAR TO DATE	Accrual/Rev. Entries	2020 YTD w/2019 Revers.	2020 PROJECTION	PROJECTION VERSUS BUDGET
403.000	CURRENT TAXES	8,207,347.00	\$954,792.41	\$8,362,310.84		\$8,362,310.84	8,515,000.00	\$307,653.00
404.000	DEL. PERS. PROP. TAXES	5,500.00	\$34.77	\$1,533.78		\$1,533.78	2,000.00	(\$3,500.00)
424.000	TAX SALE PROCEEDS	0.00	\$0.00	\$0.00		\$0.00	0.00	\$0.00
425.000	SWAMP LAND	7,700.00	\$0.00	\$8,182.53	(8,182.53)	\$0.00	7,700.00	\$0.00
426.000	FOREST RESERVE	0.00	\$0.00	\$0.00		\$0.00	0.00	\$0.00
427.000	PAYM IN LIEU TAXES (PILT)	15,000.00	\$0.00	\$6,485.45		\$6,485.45	10,000.00	(\$5,000.00)
434.000	TRAILER FEES	2,200.00	\$15.00	\$1,848.00	(389.00)	\$1,459.00	2,200.00	\$0.00
441.000	LOCAL COMMUNITY STABILIZATION E	225,000.00	\$0.00	\$181,151.06		\$181,151.06	450,124.00	\$225,124.00
477.000	SOIL EROSION, SED. PERMITS	14,227.00	\$2,080.00	\$17,330.25		\$17,330.25	18,850.00	\$4,623.00
479.000	NON-BUSINESS LIC & PER	1,200.00	\$75.00	\$940.00		\$940.00	1,200.00	\$0.00
481.000	DOG LICENSE - TREASURER	2,400.00	\$128.00	\$1,258.00		\$1,258.00	1,500.00	(\$900.00)
481.010	DOG LICENSE - SHELTER	0.00	\$0.00	\$0.00		\$0.00	0.00	\$0.00
481.020	DOG LICENSE - VETS	10,000.00	\$610.50	\$5,113.00	(506.00)	\$4,607.00	6,500.00	(\$3,500.00)
491.000	CREMATION PERMITS	12,000.00	\$1,152.00	\$12,467.00		\$12,467.00	16,250.00	\$4,250.00
505.010	FED REIMB LODGING ILLEG IMMIGRAI	0.00	\$0.00	\$0.00		\$0.00	0.00	\$0.00
505.020	DRUG COURT GRANT PROGRAM-FEC	0.00	\$0.00	\$0.00		\$0.00	0.00	\$0.00
505.030	BYRNE MEMORIAL FED GRANT-CMET	0.00	\$0.00	\$0.00		\$0.00	0.00	\$0.00
505.040	ARRA FED BYRNE GRANT-OVERTIME	0.00	\$0.00	\$0.00		\$0.00	0.00	\$0.00
505.050	METH BYRNE MEMORIAL FORMULA C	0.00	\$0.00	\$0.00		\$0.00	0.00	\$0.00
505.060	BYRNE GRANT HIGH INTENSITY DRU	0.00	\$0.00	\$0.00		\$0.00	0.00	\$0.00
505.080	MEDICAL MARIJUANA OPERATION&O'	0.00	\$3,412.59	\$3,412.59		\$3,412.59	3,413.00	\$3,413.00
506.010	EMPG SAL REIM(525) Scott's Sal	27,000.00	\$0.00	\$0.00		\$0.00	26,672.00	(\$328.00)
508.000	FED GRANT IV-E/CHILD&PARENT LEG#	\$0	\$0.00	\$2,297.81		\$2,297.81	3,650.00	\$3,650.00
520.000	CSPA CRP TITLE IV D	77,990.00	\$0.00	\$52,893.28	(17,947.17)	\$34,946.11	62,500.00	(\$15,490.00)
520.040	PA REIMBURSEMENT- ABUSE	0.00	\$0.00	\$0.00		\$0.00	0.00	\$0.00
521.000	PA FIA CONTRACT WELFARE	0.00	\$0.00	\$247.50		\$247.50	248.00	\$248.00
521.020	PA-COOP REIMB-SUPPLEM	0.00	\$0.00	\$0.00		\$0.00	0.00	\$0.00
526.000	FED GRANT-DNR-GAS ROYALTY DISTR	500.00	\$0.00	\$0.00		\$0.00	0.00	(\$500.00)
526.010	FEDERAL GRANT-DNR NATIONAL FORI	6,000.00	\$0.00	\$4,865.20		\$4,865.20	4,865.00	(\$1,135.00)
528.000	FEDERAL REVENUE	0.00	\$0.00	\$550,762.00		\$550,762.00	550,762.00	\$550,762.00
539.050	COURT EQUITY FUNDING	185,000.00	\$0.00	\$98,353.00	(28,932.00)	\$69,421.00	160,000.00	(\$25,000.00)
539.060	JUDICIAL TECH COURT EQUITY	0.00	\$0.00	\$0.00		\$0.00	0.00	\$0.00
540.000	MICHIGAN VETERANS AFFAIR AGENC	25,000.00	\$0.00	\$45,700.00		\$45,700.00	22,500.00	(\$2,500.00)
542.000	PROBATE JUDGE, WAGE SUPP.	112,933.00	\$0.00	\$79,285.71		\$79,285.71	116,792.00	\$3,859.00
543.000	SINGLE BUSINESS TAX	0.00	\$0.00	\$0.00		\$0.00	0.00	\$0.00
544.000	DRUNK DRIVING CASEFLOW ASSISTA	8,509.00	\$0.00	\$7,254.86		\$7,254.86	7,255.00	(\$1,254.00)
544.010	MARINE PATROL REIM.	11,200.00	\$0.00	\$11,145.30	(11,145.30)	\$0.00	11,200.00	\$0.00
544.030	LIQUOR LICENSE FEES	15,000.00	\$0.00	\$11,444.95		\$11,444.95	15,000.00	\$0.00
544.040	SCHOOLS REIMB FOR LIAISON OFF fr	22,000.00	\$0.00	\$0.00		\$0.00	14,666.00	(\$7,334.00)
545.000	ST. CASEFLOW/CRIME VICTIMS REIM	73,898.00	\$0.00	\$78,370.69	(16,281.48)	\$62,089.21	60,000.00	(\$13,898.00)
545.010	BOARD/CARE PRISONERS	45,000.00	\$265.80	\$49,439.05	(24,055.80)	\$25,383.25	70,000.00	\$25,000.00
547.000	HMEP HAZARD MATERIALS PLAN-LEP	0.00	\$0.00	\$0.00		\$0.00	0.00	\$0.00
549.000	SWIFT&SURE SANCTIONS GRANT/SS	14,000.00	\$0.00	\$0.00		\$0.00	0.00	(\$14,000.00)
574.000	STATE REVENUE SHARING	896,484.00	\$136,397.00	\$545,588.00		\$545,588.00	760,087.00	(\$136,397.00)
578.000	HEALTH & SAF FUND REV./CIGAR TAX	0.00	\$0.00	\$0.00		\$0.00	0.00	\$0.00
579.000	TRI CNTY CONV. FAC. REV. ⁵⁷¹	181,024.00	\$28,788.67	\$178,405.67		\$178,405.67	178,406.00	(\$2,618.00)
601.000	DISTRICT CT. ALC. ASSESS.	1,600.00	\$0.00	\$415.00		\$415.00	600.00	(\$1,000.00)
601.010	COST OF PROSECUTION-CHARGES	131.00	\$0.00	\$105.00		\$105.00	0.00	(\$131.00)
601.020	JURY EXPENSE REIMBURSEMENT	1,500.00	\$0.00	\$1,284.50		\$1,284.50	1,285.00	(\$215.00)
603.000	CIRCUIT COURT COSTS	12,500.00	\$290.75	\$8,692.06		\$8,692.06	11,000.00	(\$1,500.00)
603.010	CIRCUIT COURT BOND COST	7,500.00	\$100.00	\$3,560.00		\$3,560.00	5,000.00	(\$2,500.00)
603.020	SHOW CAUSE FINES	2,500.00	\$250.00	\$1,135.00		\$1,135.00	1,150.00	(\$1,350.00)
607.010	CIRCUIT COURT FILING FEES	6,000.00	\$341.00	\$3,689.00		\$3,689.00	4,250.00	(\$1,750.00)
607.020	CIRCUIT COURT TRIAL FEES	600.00	\$165.00	\$885.00		\$885.00	1,000.00	\$400.00
607.030	CIRCUIT COURT JURY FEES	2,000.00	(\$85.00)	\$995.00		\$995.00	1,250.00	(\$750.00)
607.050	CIRCUIT COURT COPY FEES	11,000.00	\$581.00	\$5,610.70		\$5,610.70	6,500.00	(\$4,500.00)
607.060	CIRCUIT COURT FILIATION FEES	0.00	\$0.00	\$36.00		\$36.00	36.00	\$36.00
607.070	CUNNINGHAM CIRCUIT COURT COST	36,000.00	\$1,117.97	\$20,269.06		\$20,269.06	25,000.00	(\$11,000.00)
607.080	CIRCUIT COURT SERVICES	3,000.00	\$120.07	\$1,996.80		\$1,996.80	2,500.00	(\$500.00)

MECOSTA COUNTY
GENERAL FUND
REVENUE DETAIL - 2020
OCTOBER

PAGE 6

ACCT #	CATEGORY:	2020 BUDGET	2020 CURRENT	2020 YEAR TO DATE	Accrual/Rev. Entries	2020 YTD w /2019 Revers.	2020 PROJECTION	PROJECTION VERSUS BUDGET
607.081	CIRCUIT COURT MOTION FEES	2,750.00	\$240.00	\$2,490.00		\$2,490.00	2,750.00	\$0.00
607.090	CLERK SERVICES	65,000.00	\$4,601.25	\$46,054.83		\$46,054.83	60,000.00	(\$5,000.00)
608.010	TREASURER SERVICES	10,000.00	\$783.50	\$10,598.02		\$10,598.02	11,750.00	\$1,750.00
609.000	COUNTY CLERK SALES	0.00	\$0.00	\$0.00		\$0.00	0.00	\$0.00
610.000	FR. OF THE CT., SERVICES	0.00	\$0.00	\$0.00		\$0.00	0.00	\$0.00
612.000	TAX TITLE FEES	0.00	\$0.00	\$0.00		\$0.00	0.00	\$0.00
613.000	DISTRICT COURT COSTS	477,000.00	\$21,815.18	\$281,527.56	(7,718.50)	\$273,809.06	340,000.00	(\$137,000.00)
614.000	DIST. COURT BOND COSTS	89,600.00	\$7,995.00	\$61,243.00	(535.00)	\$60,708.00	72,550.00	(\$17,050.00)
614.010	DIST. CT. ORDINANCE FEES	118,400.00	\$3,901.41	\$47,297.83	(886.41)	\$46,411.42	68,800.00	(\$49,600.00)
615.000	DIST. COURT CIVIL FEES	82,800.00	\$13,055.00	\$58,789.00	(1,438.00)	\$57,351.00	76,500.00	(\$6,300.00)
617.000	PROBATE COURT SERVICES	15,000.00	\$1,500.71	\$15,510.60		\$15,510.60	17,500.00	\$2,500.00
617.010	PROBATE COURT - ATTORNEY FEES	1,000.00	\$0.00	\$0.00		\$0.00	125.00	(\$875.00)
619.000	REAL ESTATE TRANSFER TAX	147,000.00	\$23,076.35	\$165,853.60		\$165,853.60	200,000.00	\$53,000.00
620.000	REG OF DEEDS SERVICE	270,000.00	\$28,635.99	\$263,490.09		\$263,490.09	300,000.00	\$30,000.00
625.010	VOTERS REGISTRATION FEES	150.00	\$259.52	\$391.20	(131.68)	\$259.52	260.00	\$110.00
626.020	ZONING HEARING/CLEARANCE FEES	9,000.00	\$830.00	\$8,760.00		\$8,760.00	10,150.00	\$1,150.00
626.030	COUNTY REMONUMENTATION	440.00	\$50.58	\$400.56		\$400.56	464.00	\$24.00
630.000	OTHER SERVICES	0.00	\$0.00	\$12.65		\$12.65	13.00	\$13.00
631.000	INDIRECT COST ALLOCATION EMS	215,000.00	\$55,064.50	\$220,258.00		\$220,258.00	220,258.00	\$5,258.00
631.010	INDIRECT COST ALLOCATION SOBRIE	11,750.00	\$0.00	\$13,614.00		\$13,614.00	13,614.00	\$1,864.00
631.020	INDIRECT COST ALLOCATION CPL FL	7,500.00	\$0.00	\$0.00		\$0.00	7,500.00	\$0.00
632.000	INDIRECT COST ALLOCATION PARKS	28,512.00	\$7,128.00	\$28,512.00		\$28,512.00	28,512.00	\$0.00
634.000	INDIRECT COST ALLOCATION BUILDII	45,000.00	\$0.00	\$30,593.25		\$30,593.25	40,791.00	(\$4,209.00)
637.000	SHERIFF SERVICES	25,000.00	\$1,014.50	\$23,557.40	(416.67)	\$23,140.73	26,500.00	\$1,500.00
637.010	CHILD CARE FUND COLLECT.	25,000.00	\$1,180.95	\$16,972.00		\$16,972.00	18,500.00	(\$6,500.00)
638.000	ANIMAL SHELTER SERVICES	800.00	\$0.00	\$0.00		\$0.00	0.00	(\$800.00)
638.010	AN.SHEL.SERV. FROM CITY	1,000.00	\$0.00	\$1,000.00		\$1,000.00	1,000.00	\$0.00
641.010	COOP. AGMT. US MARSHALS	0.00	\$0.00	\$0.00		\$0.00	0.00	\$0.00
643.000	SALE OF COUNTY ASSETS	0.00	\$0.00	\$0.00		\$0.00	0.00	\$0.00
644.000	SALE OF COUNTY AUTOS	11,000.00	\$11,280.00	\$11,280.00		\$11,280.00	11,280.00	\$280.00
646.000	CHARGES FOR SERVICES	0.00	\$0.00	\$0.00		\$0.00	0.00	\$0.00
647.000	SALE OF ZONING SUPPLIES	0.00	\$0.00	\$0.00		\$0.00	0.00	\$0.00
649.000	TAX MAPPING RECEIPTS/REIMBURSE	4,000.00	\$1,789.00	\$7,877.98		\$7,877.98	7,950.00	\$3,950.00
653.000	USE AND ADMISSION FEES-MORGUE	0.00	\$0.00	\$4,400.00		\$4,400.00	7,500.00	\$7,500.00
656.000	TETHER VEHICLE IMMOBILIZATION FI	1,200.00	\$22.00	\$222.00		\$222.00	265.00	(\$935.00)
657.000	FINES/FORFEITURE-CIRC CT	0.00	\$0.00	\$0.00		\$0.00	0.00	\$0.00
661.000	STATUTORY LATE FEE	15,000.00	\$1,463.46	\$14,361.44		\$14,361.44	15,500.00	\$500.00
665.000	GENERAL INTEREST	175,000.00	\$17,802.86	\$253,380.91	(116.94)	\$253,263.97	275,000.00	\$100,000.00
673.000	SALE OF FIXED ASSETS	0.00	\$0.00	\$0.00		\$0.00	0.00	\$0.00
677.000	DRUG INV. REIM.	825.00	\$0.00	\$381.96		\$381.96	382.00	(\$443.00)
685.000	REIM-FROM OTHER FUNDS/Workers C	100,000.00	\$35,504.69	\$119,275.41	(25,118.55)	\$94,156.86	121,250.00	\$21,250.00
685.010	FNG.REIM-OSCEOLA CO.	220,000.00	\$0.00	\$172,915.42		\$172,915.42	220,000.00	\$0.00
686.000	SALARY/FRINGE REIMBURSE EQUALI	17,000.00	\$0.00	\$0.00		\$0.00	17,834.00	\$834.00
686.100	FRINGE REIMBURSEMENTS/517	750.00	\$0.00	\$0.00		\$0.00	732.00	(\$18.00)
687.010	JUDGES SUPPLEMENT	182,896.00	\$0.00	\$137,172.00		\$137,172.00	182,896.00	\$0.00
687.020	JUV.DIV-PRO.OFF.SUPP	27,317.00	\$0.00	\$20,487.78	(6,829.26)	\$13,658.52	27,317.00	\$0.00
691.000	REFUNDS REIMBURSEMENTS	9,500.00	\$10.00	\$15,338.52	(315.14)	\$15,023.38	16,500.00	\$7,000.00
692.000	INSURANCE REFUNDS	60,000.00	\$0.00	\$63,242.70	(57,277.00)	\$5,965.70	70,000.00	\$10,000.00
693.000	ATTY FEES - CLERK	90,000.00	\$5,391.31	\$68,826.25		\$68,826.25	78,500.00	(\$11,500.00)
694.000	REFUNDS - OTHER DEPTS	6,500.00	\$800.00	\$2,600.00		\$2,600.00	3,000.00	(\$3,500.00)
696.000	MISC. REVENUE	550.00	\$0.00	\$0.00		\$0.00	185.00	(\$365.00)
699.000	TRANSFER IN	0.00	\$0.00	\$0.00		\$0.00	17,700.00	\$17,700.00
TOTALS		\$12,857,683	\$1,375,828.29	\$12,555,446.60	-\$208,222.43	\$12,347,224.17	\$13,750,239.00	\$892,556.00

LOCATION:	JANUARY 2020	FEBRUARY 2020	MARCH 2020	APRIL 2020	MAY 2020	JUNE 2020	JULY 2020	AUGUST 2020	SEPTEMBER 2020	OCTOBER 2020	NOVEMBER 2020	DECEMBER 2020
CHEMICAL BANK(inc. dept. accts.)	\$4,554,964.15	\$6,140,675.49	\$8,808,837.26	\$7,870,047.71	\$6,613,701.26	\$7,457,852.64	\$8,484,260.68	\$8,560,792.77	\$16,151,350.91	\$2,889,744.74		
CHEMICAL (SPEC ACCTS Co. Roa	\$961,701.13	\$1,187,646.71	\$1,485,987.19	\$1,690,044.00	\$1,318,803.64	\$724,343.46	\$798,085.88	\$726,432.33	\$1,407,194.12	\$707,736.63		
CHEMICAL CD	\$1,035,090.85	\$1,037,515.26	\$0.00	\$0.00	\$0.00	\$0.00	\$0.00	\$0.00	\$0.00	\$0.00		
FIFTH THIRD	\$0.00	\$0.00	\$0.00	\$0.00	\$0.00	\$0.00	\$0.00	\$0.00	\$0.00	\$0.00		
ISABELLA BANK	\$13,501,320.76	\$13,529,971.74	\$13,556,831.69	\$13,585,601.60	\$13,217,666.84	\$12,707,262.42	\$12,733,183.77	\$12,242,124.79	\$12,267,789.88	\$17,292,756.61		
INDEPENDENT	\$0.00	\$0.00	\$0.00	\$0.00	\$0.00	\$0.00	\$0.00	\$0.00	\$0.00	\$0.00		
HUNTINGTON	\$1,553,385.64	\$1,008,002.93	\$1,012,045.26	\$1,015,097.09	\$1,015,097.09	\$514,872.99	\$514,872.99	\$514,872.99	\$515,071.12	\$0.00		
LAKE/OSCEOLA	\$2,530,092.72	\$2,530,092.72	\$2,530,092.72	\$2,530,092.72	\$2,530,092.72	\$2,572,641.21	\$2,572,641.21	\$2,572,641.21	\$2,572,641.21	\$2,572,641.21		
UNION BANK	\$773,240.40	\$773,240.40	\$779,145.99	\$519,731.13	\$519,731.13	\$523,805.25	\$523,805.25	\$523,805.25	\$527,911.31	\$527,911.31		
MERCHANTILE	\$2,000,000.00	\$2,000,000.00	\$500,000.00	\$520,815.36	\$520,815.36	\$520,815.36	\$520,815.36	\$520,815.36	\$520,815.36	\$5,520,815.36		
CERT. OF DEPOSIT(Spec. Sav.)	\$0.00	\$0.00	\$0.00	\$0.00	\$0.00	\$395,110.75	\$81.53	-\$9.43	\$18.38	\$11.54		
IMPREST CASH	\$1,540.00	\$1,540.00	\$1,540.00	\$4,840.00	\$4,840.00	\$4,840.00	\$4,840.00	\$4,840.00	\$4,840.00	\$2,040.00		
ACCOUNTS RECEIVABLE	\$100.00	\$100.00	\$100.00	\$100.00	\$100.00	\$100.00	\$100.00	\$100.00	\$100.00	\$100.00		
BROOMFIELD TRUST	\$57,313.36	\$57,313.36	\$57,313.36	\$57,427.70	\$46,538.34	\$41,538.34	\$36,538.34	\$36,539.68	\$36,539.68	\$36,539.68		
TOTAL	\$26,968,749.01	\$28,266,098.61	\$28,731,893.47	\$27,793,797.31	\$25,787,386.38	\$25,463,182.42	\$26,189,225.01	\$25,702,954.95	\$34,004,271.97	\$29,550,297.08	\$0.00	\$0.00



EXTENDED BANK RECONCILEMENT - 2020

PAGE 8

FUND #	FUND NAME:	JANUARY BALANCE	FEBRUARY BALANCE	MARCH BALANCE	APRIL BALANCE	MAY BALANCE	JUNE BALANCE	JULY BALANCE	AUGUST BALANCE	SEPTEMBER BALANCE	OCTOBER BALANCE	NOVEMBER BALANCE	DECEMBER BALANCE
101	GENERAL	7,051,278.07	6,829,764.30	6,358,535.20	6,192,833.84	5,794,362.08	5,329,265.87	5,248,482.67	4,319,782.64	8,774,971.01	9,248,439.10		
201	COUNTY ROAD	961,851.13	1,187,796.71	1,486,137.19	1,690,194.00	1,318,953.64	724,493.46	798,235.88	726,582.33	1,407,344.12	707,886.63		
205	CMET	207,379.97	231,849.08	235,968.06	249,541.35	247,067.97	244,425.35	243,766.13	248,968.00	243,195.55	18,206.52		
210	AMBULANCE FUND	3,622,607.54	4,026,743.75	4,235,006.73	4,304,716.42	4,303,686.87	4,271,449.44	4,128,035.39	3,975,933.40	4,136,737.80	4,072,599.11		
211	MEDICAL FIRST RESPONDERS	109,184.00	109,184.00	96,910.16	96,910.16	84,636.32	84,636.32	84,636.32	46,997.91	34,724.07	34,724.07		
213	DIST. CT. ALCOHOL ASSMS.	0.00	0.00	0.00	0.00	0.00	0.00	0.00	0.00	0.00	0.00		
214	SOBRIETY COURT/DIST.CT. CA	101,594.20	83,459.17	97,863.10	88,740.20	101,862.59	96,296.45	86,744.59	92,128.53	85,753.81	86,200.35		
215	FRIEND OF THE COURT	(71,787.94)	(30,719.40)	20,924.44	(16,130.08)	(18,605.30)	(30,621.96)	(53,346.77)	(14,195.00)	(33,199.15)	(67,841.45)		
216	PROSECUTOR'S DRUG FORFE	10,764.83	10,715.27	10,711.71	10,688.01	10,663.35	10,640.42	10,603.80	10,567.35	10,530.51	10,492.90		
217	FAMILY COUNSELING	105,550.06	105,775.06	105,940.06	106,000.06	106,285.06	106,645.06	107,050.06	107,440.06	107,950.06	108,145.06		
220	MORGUE	0.00	0.00	0.00	0.00	0.00	0.00	0.00	0.00	0.00	0.00		
232	REMONUMENTATION GRANT	(2,100.00)	(2,100.00)	30,821.20	30,821.20	30,821.20	30,821.20	30,821.20	30,821.20	30,821.20	30,821.20		
234	COUNTY HOUSING REHAB.	131,638.74	129,988.74	127,058.74	116,308.74	116,358.74	116,358.74	116,418.74	115,352.74	75,272.73	80,167.73		
236	DIST. CT. TETHER PROGRAM	0.00	0.00	0.00	0.00	0.00	0.00	0.00	0.00	0.00	0.00		
242	BROWNFIELD REDEVELOP.(SP	0.00	0.00	0.00	0.00	0.00	0.00	0.00	0.00	0.00	0.00		
243	BROWNFIELD REDEVELOPMEI	1,211.23	1,211.23	1,211.23	1,211.23	1,211.23	1,211.23	1,211.23	1,211.23	1,211.23	1,211.23		
244	BROWNFIELD REDEV AUTH LC	0.00	0.00	0.00	0.00	0.00	0.00	0.00	0.00	0.00	0.00		
245	PUBLIC IMPROVEMENT	0.00	0.00	0.00	0.00	0.00	0.00	0.00	0.00	0.00	0.00		
249	BUILDING DEPARTMENT	529,779.40	523,977.49	523,222.56	501,959.54	530,290.09	536,111.86	570,061.94	602,235.33	608,818.57	640,797.85		
250	DRUNK DRIVING	3,190.47	3,190.47	3,190.47	3,190.47	3,190.47	3,190.47	3,190.47	3,190.47	3,190.47	3,190.47		
252	SHERIFF'S WORK STUDY	0.00	0.00	0.00	0.00	0.00	0.00	0.00	0.00	0.00	0.00		
253	SALVAGE VEHICLE INSPECTIO	0.00	0.00	0.00	0.00	0.00	0.00	0.00	0.00	0.00	0.00		
254	EMERGENCY PLANNING	3,243.27	3,243.27	3,243.27	(6,120.23)	(6,120.23)	(6,120.23)	(6,120.23)	3,243.27	3,243.27	3,243.27		
256	REG. DEEDS AUTOMATION FUI	341,063.50	343,232.17	347,771.40	354,068.24	357,032.33	360,778.55	363,656.24	367,354.61	371,860.82	375,414.77		
257	BUDGET STABILIZATION FUND	1,714,000.00	1,714,000.00	1,714,000.00	1,714,000.00	1,714,000.00	1,714,000.00	1,714,000.00	1,714,000.00	1,714,000.00	1,714,000.00		
258	D.A.R.E. PROGRAM	18,978.83	19,004.61	19,082.76	19,125.10	19,165.95	19,210.19	19,230.53	19,251.25	19,269.30	19,286.05		
259	CONCEALED PISTOL LICENSIN	78,839.00	81,718.95	83,304.66	84,389.78	86,333.31	90,030.07	93,161.63	96,522.02	101,034.79	103,563.37		
260	MICHIGAN INDIGENT DEFENSE	43,619.98	8,641.37	137,762.56	108,927.55	156,188.80	131,621.06	95,352.20	136,153.00	101,049.13	70,262.87		
261	TOWNSHIP LAW ENFORCEMEI	13,155.57	13,155.57	13,155.57	13,155.57	13,155.57	13,155.57	13,155.57	13,155.57	13,155.57	13,155.57		
262	CORRECTIONS OFFICER TRAIL	58,292.48	59,522.48	63,457.48	63,937.48	64,157.48	64,202.48	64,802.48	65,892.48	66,782.48	67,762.48		
263	K-9 FUND	3,535.23	3,535.23	3,364.51	2,820.51	2,820.51	2,412.76	2,332.76	2,332.76	2,182.76	2,182.76		
264	JAIL MAINTENANCE	113,315.34	108,509.90	97,617.02	82,575.28	85,606.76	83,864.90	67,566.76	53,025.94	54,468.01	62,055.99		
265	DRUG LAW ENFORCEMENT	22,083.54	22,286.77	22,378.42	23,219.83	24,271.57	24,829.15	26,364.04	26,392.45	26,637.40	26,660.57		
266	MECOSTA CO DIVE FUND	14,422.53	14,422.53	14,422.53	14,422.53	14,422.53	14,422.53	14,422.53	17,422.53	17,422.53	8,780.53		
267	COMMUNITY CORRECTIONS	237,012.58	235,978.82	237,096.82	229,999.58	224,354.46	229,435.91	235,152.08	238,351.49	241,842.02	248,486.88		
268	PROSECUTOR DEFFERLAL PRC	34,528.67	34,318.92	33,935.30	33,720.76	33,700.98	33,606.20	33,490.66	32,485.02	31,160.69	26,474.91		
269	LAW LIBRARY	14,666.40	12,403.38	10,268.77	8,135.36	6,066.35	3,814.93	1,722.01	13,837.41	13,763.54	11,740.97		
292	COMMISSIN ON AGING LIABIL'	0.00	0.00	0.00	0.00	0.00	0.00	0.00	0.00	0.00	0.00		
273	COMMISSION ON AGING MEAL	252,363.55	236,916.79	245,168.83	222,155.44	233,002.71	208,790.02	210,017.58	264,548.58	279,343.70	248,589.24		
274	COMMISSION ON AGING	1,298,525.01	1,484,617.17	1,584,998.48	1,566,217.89	1,546,372.44	1,494,308.32	1,442,710.65	1,345,945.56	1,278,563.23	1,216,977.49		
280	911 STATE SERVICE CHARGE I	0.00	0.00	0.00	0.00	0.00	0.00	0.00	0.00	0.00	0.00		
285	REVENUE SHARING FUND	51,896.00	\$0.00	0.00	51,720.00	0.00	0.00	51,732.00	\$0.00	0.00	\$23,458.00		
287	PA 302 LAW ENFORCEMENT TI	1,480.12	\$1,385.12	(164.88)	1,151.45	566.45	566.45	1,116.45	\$1,116.45	1,116.45	\$1,734.42		
289	SECONDARY ROAD PATROL	35,959.91	\$53,364.27	50,832.60	46,857.40	45,550.39	40,600.65	40,119.70	\$40,119.70	52,685.37	\$49,073.37		
290	DEPT. OF SOCIAL SERVICES	0.00	\$0.00	0.00	0	0	0.00	0.00	\$0.00	0.00	\$0.00		
291	PROBATE COURT DIVERSION I	0.00	\$0.00	0.00	0.00	0.00	0.00	0.00	\$0.00	0.00	\$0.00		
292	CHILD CARE FUND	151,663.12	\$131,388.71	101,849.10	91,552.43	64,732.76	48,738.93	18,011.75	\$66,380.31	37,269.48	\$11,096.81		
293	SOLDIERS RELIEF	7,811.17	\$7,811.17	7,811.17	7,811.17	7,811.17	7,811.17	7,811.17	\$7,811.17	7,811.17	\$7,811.17		

FUND #	FUND NAME:	JANUARY BALANCE	FEBRUARY BALANCE	MARCH BALANCE	APRIL BALANCE	MAY BALANCE	JUNE BALANCE	JULY BALANCE	AUGUST BALANCE	SEPTEMBER BALANCE	OCTOBER BALANCE	NOVEMBER BALANCE	DECEMBER BALANCE
294	VETERANS TRUST	0.00	0	0.00	0.00	0.00	0.00	0	0.00	0.00	0.00		
297	RUNAWAY SERVICES	0.00	-	0.00	0.00	0.00	0.00	-	0.00	0.00	0.00		
311	HOSPITAL DEBT FUND	0.00	-	0.00	0.00	0.00	0.00	-	0.00	0.00	0.00		
318	DEBT SERVICE JAIL EXPANSIO	0.00	-	0.00	0.00	0.00	0.00	-	0.00	0.00	0.00		
402	BUILDING IMPROVEMENTS FUI	367,897.43	367,561.63	365,074.26	365,074.26	365,074.26	365,074.26	365,074.26	365,074.26	365,074.26	365,074.26		
403	COUNTY BUILDING EXPANSIOI	0.00	-	0.00	0.00	0.00	0.00	-	0.00	0.00	0.00		
404	HOSPITAL FUND	0.00	-	0.00	0.00	0.00	0.00	-	0.00	0.00	0.00		
405	CAPITAL EQUIPMENT FUND	332,685.37	309,502.29	233,504.04	233,504.04	225,484.64	225,484.64	210,636.64	210,636.64	207,330.99	204,353.94		
406	JAIL RENOVATION/EXPANSION	0.45	0.45	0.45	0.45	0.45	0.45	0.45	0.45	0.45	0.45		
501	PRESCRIPTION HEALTH PLAN	0.00	-	0.00	0.00	0.00	0.00	-	0.00	0.00	0.00		
506	PLATT REVIEW FEES	10,848.00	10,848.00	10,848.00	10,848.00	10,848.00	10,848.00	10,848.00	10,848.00	10,848.00	10,848.00		
507	MOCAT	0.00	-	0.00	0.00	0.00	0.00	-	0.00	0.00	0.00		
508	COUNTY PARKS	549,080.33	700,048.56	713,742.48	563,465.68	528,875.00	1,008,864.96	1,018,735.66	1,064,122.75	1,069,909.94	943,876.67		
516	TAX REVOLVING	7,275,363.54	7,679,155.72	8,461,703.70	7,329,682.39	6,084,360.54	6,401,467.16	6,590,724.85	6,810,070.13	6,973,873.20	7,143,153.76		
517	AUDIT OF PRINCIPLE RESIDEN	49,373.91	62,299.79	65,876.12	49,799.75	49,772.86	49,745.97	50,106.39	50,079.00	52,519.62	62,469.27		
520	W.MI FORENSIC MORGUE AUT	88,164.24	88,108.38	87,409.39	87,371.65	21,385.66	20,603.02	20,592.66	21,223.30	20,390.67	17,747.12		
595	INMATE COMMISSARY	32,870.05	32,726.09	34,681.97	33,949.05	34,919.48	32,323.87	31,883.40	33,039.97	34,929.86	33,568.14		
633	CENTRAL STORES	0.00	-	0.00	0.00	0.00	0.00	-	0.00	0.00	0.00		
641	DEPARTMENT OF PUBLIC WOF	540.44	540.44	540.44	540.44	540.44	540.44	540.44	540.44	540.44	540.44		
646	EQUALIZATION REVOLVING	76,149.29	76,080.84	77,510.24	79,816.56	74,758.78	79,696.42	78,961.47	75,347.75	75,233.89	70,173.89		
653	MAILING DEPARTMENT	1,473.39	2,713.87	889.52	2,187.16	3,375.82	3,131.97	3,553.25	1,595.65	1,995.65	2,805.15		
677	HEALTH BENEFITS INSURANCE	5,000.02	9,085.63	(183,203.21)	(234.15)	(165,249.89)	(174,110.14)	(175,427.27)	171,554.15	6,167.44	6,090.51		
701	TRUST & AGENCY	295,403.68	339,822.86	369,402.87	329,776.88	267,193.04	326,348.47	1,065,359.93	900,649.24	4,205,261.77	456,069.68		
704	IMPREST PAYROLL FUND	31,029.19	29,974.29	(383,954.55)	(385,623.95)	24,359.60	20,333.08	24,482.73	20,297.36	16,761.78	15,222.69		
721	LIBRARY FUND	12,966.75	31,874.16	45,458.60	48,742.73	58,904.33	77,719.73	101,592.79	38,156.92	48,245.68	57,767.54		
757	BROOMFIELD TRUST	58,960.61	58,960.61	58,960.61	53,185.59	48,185.59	38,185.59	38,185.59	38,186.93	38,186.93	38,186.93		
759	DISTRICT COURT CRIMINAL	18,528.48	57,133.62	43,197.10	44,981.90	73,913.70	73,913.70	73,307.96	53,424.03	51,731.87	31,299.78		
760	DISTRICT COURT TRUST	65,217.84	66,924.37	79,939.49	70,540.35	75,744.45	75,744.45	74,463.79	118,289.60	84,211.03	95,623.80		
764	INMATE TRUST	13,055.38	13,425.98	14,083.48	18,727.82	11,599.20	20,119.79	21,103.92	24,643.33	14,567.11	15,231.08		
765	INMATE COMMISSARY	0.00	\$0.00	0.00	0.00	0.00	0.00	-	0.00	0.00	0.00		
766	CHILD SUPPORT TRUST	0.00	\$0.00	0.00	0.00	0.00	0.00	-	0.00	0.00	0.00		
767	FRIEND OF COURT TRUST	0.00	\$0.00	0.00	0.00	0.00	0.00	-	0.00	0.00	0.00		
768	FOC STATE CONVERSION	0.00	\$1,974.00	2,208.00	0.00	0.00	0.00	-	1,075.00	0.00	125.00		
801	SPECIAL DRAIN ASSESSMENT:	540,520.46	\$516,290.96	497,577.65	730,722.23	703,323.83	683,717.86	\$680,050.23	870,899.31	776,505.82	667,418.23		
802	REVOLVING DRAIN	7,150.34	\$10,060.59	12,449.84	17,706.46	17,688.89	17,729.71	\$16,136.28	28,582.59	28,609.38	26,405.99		
819	NORTHGATE DRAIN BOND REI	0.00	\$0.00	0.00	0.00	0.00	0.00	\$0.00	0.00	0.00	0.00		
820	CHIPPEWA LAKE BOND REDEM	0.00	\$0.00	0.00	0.00	0.00	0.00	\$0.00	0.00	0.00	0.00		
TOTALS		\$27,104,876.69	\$28,265,406.20	\$28,732,757.71	\$27,795,593.55	\$25,839,035.27	\$25,462,486.92	\$26,186,633.63	25,700,694.56	\$34,004,879.47	\$29,550,904.58	\$0.00	\$0.00

ACCT. #	LINE ITEM	2019	2020	2020	2020	2020	2020	2019	2019	2020	2020
		ACTUAL	BUDGET	YEAR TO DATE JULY with reversals	YEAR TO DATE AUGUST with reversals	YEAR TO DATE SEPTEMBER with reversals	YEAR TO DATE OCTOBER with reversals	NOVEMBER	DECEMBER	ANTICIPATED TOTALS (YEAR END)	BUDGET VERSUS ANTICIPATED
403.000	CURRENT TAXES	8,269,772.61	8,207,347.00	656,760.58	\$2,489,995.28	\$7,407,518.43	\$8,362,310.84	\$54,432.34	\$237,253.04	\$8,653,996.22	\$446,649.22
404.000	DEL. PERS. PROP. TAXES	4,442.61	5,500.00	838.98	\$1,239.12	\$1,499.01	\$1,533.78	\$53.26	\$172.33	\$1,759.37	(\$3,740.63)
424.000	TAX SALE PROCEEDS	0.00	0.00	0.00	\$0.00	\$0.00	\$0.00	\$0.00	\$0.00	\$0.00	\$0.00
425.000	SWAMP LAND	8,182.53	7,700.00	0.00	\$0.00	\$0.00	\$0.00	\$0.00	\$0.00	\$0.00	(\$7,700.00)
426.000	FOREST RESERVE	0.00	0.00	0.00	\$0.00	\$0.00	\$0.00	\$0.00	\$0.00	\$0.00	\$0.00
427.000	PAYM IN LIEU TAXES (PILT)	15,922.21	15,000.00	6,485.45	\$6,485.45	\$6,485.45	\$6,485.45	\$6,820.87	\$0.00	\$13,306.32	(\$1,693.68)
434.000	TRAILER FEES	2,606.50	2,200.00	1,035.00	\$1,247.50	\$1,444.00	\$1,459.00	\$272.00	\$27.50	\$1,758.50	(\$441.50)
441.000	LOCAL COMMUNITY STABILIZATION SHARE PPT	477,971.00	225,000.00	181,151.06	\$181,151.06	\$181,151.06	\$181,151.06	\$0.00	\$0.00	\$181,151.06	(\$43,848.94)
477.000	SOIL EROSION, SED. PERMITS	12,800.00	14,227.00	10,290.25	\$13,630.25	\$15,250.25	\$17,330.25	\$570.00	\$675.00	\$18,575.25	\$4,348.25
479.000	NON-BUSINESS LIC & PER	1,195.00	1,200.00	545.00	\$695.00	\$865.00	\$940.00	\$35.00	\$100.00	\$1,075.00	(\$125.00)
481.000	DOG LICENSE - TREASURER	2,190.00	2,400.00	965.00	\$1,073.00	\$1,130.00	\$1,258.00	\$76.00	\$30.00	\$1,364.00	(\$1,036.00)
481.010	DOG LICENSE - SHELTER	0.00	0.00	0.00	\$0.00	\$0.00	\$0.00	\$0.00	\$0.00	\$0.00	\$0.00
481.020	DOG LICENSES - VETERINARIANS	10,100.00	10,000.00	3,096.50	\$3,630.50	\$3,996.50	\$4,607.00	\$790.50	\$422.00	\$5,819.50	(\$4,180.50)
491.000	CREMATION PERMITS	11,475.00	12,000.00	8,650.00	\$9,915.00	\$11,315.00	\$12,467.00	\$1,250.00	\$950.00	\$14,667.00	\$2,667.00
505.010	FED REIMB LODGING ILLEG IMMIGRANTS	0.00	0.00	0.00	\$0.00	\$0.00	\$0.00	\$0.00	\$0.00	\$0.00	\$0.00
505.020	DRUG COURT GRANT PROGRAM-FEDERAL	0.00	0.00	0.00	\$0.00	\$0.00	\$0.00	\$0.00	\$0.00	\$0.00	\$0.00
505.030	BYRNE MEMORIAL CMET WAGES-FED GRANT	2,266.00	0.00	0.00	\$0.00	\$0.00	\$0.00	\$0.00	\$0.00	\$0.00	\$0.00
505.040	ARRA FED BYRNE GRANT OT CMET	0.00	0.00	0.00	\$0.00	\$0.00	\$0.00	\$0.00	\$0.00	\$0.00	\$0.00
505.050	METH BYRNE MEMORIAL FORMULA GRANT	0.00	0.00	0.00	\$0.00	\$0.00	\$0.00	\$0.00	\$0.00	\$0.00	\$0.00
505.060	BYRNE GRANT HIGH INTENSITY DRUG TRAFFIC	0.00	0.00	0.00	\$0.00	\$0.00	\$0.00	\$0.00	\$0.00	\$0.00	\$0.00
505.070	DOMESTIC CANABIS ERADICATION SUPP GRANT	0.00	0.00	0.00	\$0.00	\$0.00	\$0.00	\$0.00	\$0.00	\$0.00	\$0.00
505.080	MEDICAL MARIJUANA OPERATION&OVERSIGHT	0.00	0.00	0.00	\$0.00	\$0.00	\$0.00	\$0.00	\$0.00	\$0.00	\$0.00
506.010	FED GRT EMPG SAL REIMB	26,511.00	27,000.00	1,429.49	\$2,142.27	\$2,297.81	\$2,297.81	\$0.00	\$26,511.00	\$28,808.81	\$1,808.81
520.000	PROS. ATTY. COOP. REIM	69,847.20	77,990.00	16,537.66	\$28,942.57	\$34,946.11	\$34,946.11	\$0.00	\$11,885.79	\$46,831.90	(\$31,158.10)
520.040	PA REIMB ABUSE	0.00	0.00	0.00	\$0.00	\$0.00	\$0.00	\$0.00	\$0.00	\$0.00	\$0.00
521.000	PROS. ATTY., FIA CONT	0.00	0.00	0.00	\$247.50	\$247.50	\$247.50	\$0.00	\$0.00	\$247.50	\$247.50
521.020	COOP REIMB PA SUPPLIES	0.00	0.00	0.00	\$0.00	\$0.00	\$0.00	\$0.00	\$0.00	\$0.00	\$0.00
526.000	FED GRANT - DNR OIL/GAS ROYALTY DISTRIB	0.00	500.00	0.00	\$0.00	\$0.00	\$0.00	\$0.00	\$0.00	\$0.00	(\$500.00)
526.010	FEDERAL GRANT - DNR NATIONAL FOREST	5,453.59	6,000.00	4,865.20	\$4,865.20	\$4,865.20	\$4,865.20	\$0.00	\$0.00	\$4,865.20	(\$1,134.80)
528.000	FEDERAL REVENUE	0.00	0.00	0.00	\$323,944.00	\$550,762.00	\$550,762.00	\$0.00	\$0.00	\$550,762.00	\$550,762.00
539.050	COURT EQUITY FUNDING	173,024.00	185,000.00	69,421.00	\$69,421.00	\$69,421.00	\$69,421.00	\$0.00	\$62,154.00	\$131,575.00	(\$53,425.00)
539.060	JUDICIAL TECH COURT EQUITY	0.00	0.00	0.00	\$0.00	\$0.00	\$0.00	\$0.00	\$0.00	\$0.00	\$0.00
540.000	STATE GRANTS/MVAA	11,307.66	\$25,000.00	45,700.00	\$45,700.00	\$45,700.00	\$45,700.00	(\$38,692.34)	\$0.00	\$7,007.66	(\$17,992.34)
542.000	PROBATE JUDGE, WAGE SUPP.	113,584.80	112,933.00	52,857.14	\$79,285.71	\$79,285.71	\$79,285.71	\$10,089.03	\$26,437.08	\$115,811.82	\$2,878.82
543.000	SINGLE BUSINESS TAX	0.00	0.00	0.00	\$0.00	\$0.00	\$0.00	\$0.00	\$0.00	\$0.00	\$0.00
544.000	DRUNK DRIVING CASEFLOW ASST	8,730.33	8,509.00	7,254.86	\$7,254.86	\$7,254.86	\$7,254.86	\$0.00	\$0.00	\$7,254.86	(\$1,254.14)
544.010	MARINE PATROL REIM.	11,145.30	11,200.00	0.00	\$0.00	\$0.00	\$0.00	\$0.00	\$0.00	\$0.00	(\$11,200.00)
544.030	LIQUOR LICENSE FEES	20,647.28	15,000.00	151.25	\$11,444.95	\$11,444.95	\$11,444.95	\$0.00	\$6,795.25	\$18,240.20	\$3,240.20
544.040	SCHOOLS REIMB FOR LIAIS. OFF.fr. 681	22,000.00	22,000.00	0.00	\$0.00	\$0.00	\$0.00	\$0.00	\$0.00	\$0.00	(\$22,000.00)
545.000	CRIME VICTIMS REIM.	59,545.98	73,898.00	45,701.73	\$45,701.73	\$62,089.21	\$62,089.21	\$0.00	\$34,246.01	\$96,335.22	\$22,437.22
545.010	BOARD OF PRISONERS	97,555.65	45,000.00	18,079.55	\$18,212.45	\$25,117.45	\$25,383.25	\$2,953.70	\$27,478.70	\$55,815.65	\$10,815.65
549.000	SWIFT&SURE SANCTIONS GRANT/SSSPP STATE	828.00	0.00	0.00	\$0.00	\$0.00	\$0.00	\$0.00	\$0.00	\$0.00	\$0.00
571.000	TRI CNTY CONV. FAC. REV.	0.00	14,000.00	0.00	\$0.00	\$0.00	\$0.00	\$0.00	\$0.00	\$0.00	(\$14,000.00)
574.000	STATE REVENUE SHARING	877,750.40	896,484.00	409,191.00	\$409,191.00	\$409,191.00	\$545,588.00	\$0.00	\$136,397.00	\$681,985.00	(\$214,499.00)
578.000	HEALTH & SAFETY REV./CIG.TAX	0.00	0.00	0.00	\$0.00	\$0.00	\$0.00	\$0.00	\$0.00	\$0.00	\$0.00
579.000	TRI CNTY CONV. FAC. REV.	180,573.10	181,024.00	149,617.00	\$149,617.00	\$149,617.00	\$178,405.67	\$0.00	\$0.00	\$178,405.67	(\$2,618.33)
601.000	DISTRICT CT ALCOHOL ASSESSMENTS	540.00	1,600.00	340.00	\$340.00	\$415.00	\$415.00	\$50.00	\$75.00	\$540.00	(\$1,060.00)
601.010	COST OF PROS CHARGES	130.71	131.00	105.00	\$105.00	\$105.00	\$105.00	\$0.00	\$0.00	\$105.00	(\$26.00)
601.020	JURY EXP REIMB	2,138.50	1,500.00	1,284.50	\$1,284.50	\$1,284.50	\$1,284.50	\$725.40	\$0.00	\$2,009.90	\$509.90
603.000	CIRCUIT CT COSTS	12,341.26	12,500.00	6,765.77	\$7,984.88	\$8,401.31	\$8,692.06	\$992.33	\$1,109.61	\$10,794.00	(\$1,706.00)
603.010	CIRCUIT COURT BOND COST	7,990.00	7,500.00	3,010.00	\$3,210.00	\$3,460.00	\$3,560.00	\$1,150.00	\$850.00	\$5,560.00	(\$1,940.00)
603.020	SHOW CAUSE FINES	2,115.00	2,500.00	685.00	\$785.00	\$885.00	\$1,135.00	\$365.00	\$0.00	\$1,500.00	(\$1,000.00)
607.010	CIRCUIT COURT FILING FEES	5,146.00	6,000.00	2,542.00	\$2,976.00	\$3,348.00	\$3,689.00	\$620.00	\$186.00	\$4,495.00	(\$1,505.00)
607.020	CIRCUIT COURT TRIAL FEES	930.00	600.00	345.00	\$525.00	\$720.00	\$885.00	\$90.00	\$30.00	\$1,005.00	\$405.00
607.030	CIRCUIT COURT JURY FEES	1,595.00	2,000.00	510.00	\$935.00	\$1,080.00	\$995.00	\$205.00	\$0.00	\$1,200.00	(\$800.00)
607.050	CIRCUIT COURT COPY FEES	9,334.00	11,000.00	3,461.70	\$4,397.70	\$5,029.70	\$5,610.70	\$447.00	\$558.00	\$6,615.70	(\$4,384.30)
607.060	CIRCUIT COURT FILIATION FEES	36.00	0.00	27.00	\$36.00	\$36.00	\$36.00	\$0.00	\$0.00	\$36.00	\$36.00
607.070	CUNNINGHAM CIRCUIT COURT COSTS	35,060.64	36,000.00	15,195.12	\$17,657.12	\$19,151.09	\$20,269.06	\$3,331.42	\$2,946.43	\$26,546.91	(\$9,453.09)
607.080	CIRCUIT COURT SERVICES	2,704.55	3,000.00	1,575.80	\$1,776.76	\$1,876.73	\$1,996.80	\$239.29	\$227.21	\$2,463.30	(\$536.70)
607.081	CIRCUIT COURT MOTION FEES	2,750.00	2,750.00	1,780.00	\$2,020.00	\$2,250.00	\$2,490.00	\$300.00	\$170.00	\$2,960.00	\$210.00
607.090	CLERK SERVICES	63,121.69	65,000.00	29,363.73	\$37,286.33	\$41,453.58	\$46,054.83	\$4,539.94	\$7,902.21	\$58,496.98	(\$6,503.02)
608.010	TREASURER SERVICES	11,324.72	10,000.00	7,310.27	\$8,111.77	\$9,814.52	\$10,598.02	\$512.00	\$646.75	\$11,756.77	\$1,756.77

YEAR END COUNTDOWN			
CURRENT GENERAL FUND BALANCE	=		\$9,953,844.80
ANTICIPATED RECEIPTS, BALANCE OF YEAR	= +		\$1,190,464.67
ANTICIPATED EXPENSES, BALANCE OF YEAR	= -		\$ 2,000,000.00
			\$ 9,144,309.47

COUNTY OF MECOSTA

Date 22-Dec-20

[illegible]


TOTAL	\$125.00
-------	----------

It is hereby certified that the above account is true and correct and that no part of the same has been paid.

Bill Routley

Signed

RECEIVED
JUL 22 2001
BOARD OF
COMMISSIONERS



COUNTY OF MECOSTA


12/17/2020

DATE	ITEMS	AMOUNT
11/5/2020	Co Comm Mtg	\$25.00
11/19/2020	Co Comm Mtg	\$25.00
11/24/2020	DHHS Mtg	\$25.00
12/2/2020	MichWorks	\$25.00
12/3/2020	Budget Hearing	\$25.00
12/3/2020	Co Comm Mtg	\$25.00
12/9/2020	Drain Mtg	\$25.00
12/15/2020	DHHS Mtg	\$25.00
12/17/2020	Co Comm Mtg	\$25.00
TOTAL		\$225.00

101 101 705.000

Signed

RECEIVED
JUL 17 1964
BOARD OF
COMMISSIONERS



COUNTY OF MECOSTA

Date 12-17-2020

[illegible]

TOTAL \$175.00

Charge to: Per Diem
Account #: 101 101 705.000

Finance Committee Approval

It is hereby certified that the above account is true and correct and that no part of the same has been paid.

Marilyn J. Bradstrom
Signed

COUNTY OF MECOSTA

Date 12-17-20

Pay to: Tom O'Neil


DATE	ITEMS	AMOUNT
11-19-20	B.O.C.	\$ 25.00
12-3-20	B.O.C.	\$ 25.00
12-17-20	B.O.C.	\$ 25.00
TOTAL		75.00

101 101 705.000

It is hereby certified that the above account is true and correct and that no part of the same has been paid.

Signed

RECEIVED
JUL 17 1988
BOARD OF
COMMISSIONERS



VOUCHER

COUNTY OF MECOSTA

Commissioners

Date 12/17/2020

Pay to: Wendy Nystrom

DATE	ITEMS	AMOUNT
12-14-2020	Youth Attention Center	25.00
12-17-2020	Board of Commission Meeting	25.00

TOTAL 50.00


Charge to: Per Diem
Account #: 101 101 705.000

Finance Committee Approval _____

It is hereby certified that the above account is true and correct and that no part of the same has been paid.

Wendy Nystrom
Signed _____

RECEIVED
DEC 17 2020
BOARD OF
COMMISSIONERS

 COPY

COUNTY OF MECOSTA


Date 12-17-2020

TOTAL 125 -

It is hereby certified that the above account is true and correct and that no part of the same has been paid.

paid. Ran Stenke
Signed

RECEIVED
DEC 17 1988
BOARD OF
COMMISSIONERS



VOUCHER

Date 12-30-2020

RECEIVED
DEC 30 2020
BOARD OF
COMMISSIONERS

TOTAL	\$ 25.00
-------	----------

Finance Committee Approval

Marilyn S. Bradstrom
Signed