

MARTIN COUNTY 2021 WEIGHT RESTRICTION MAP

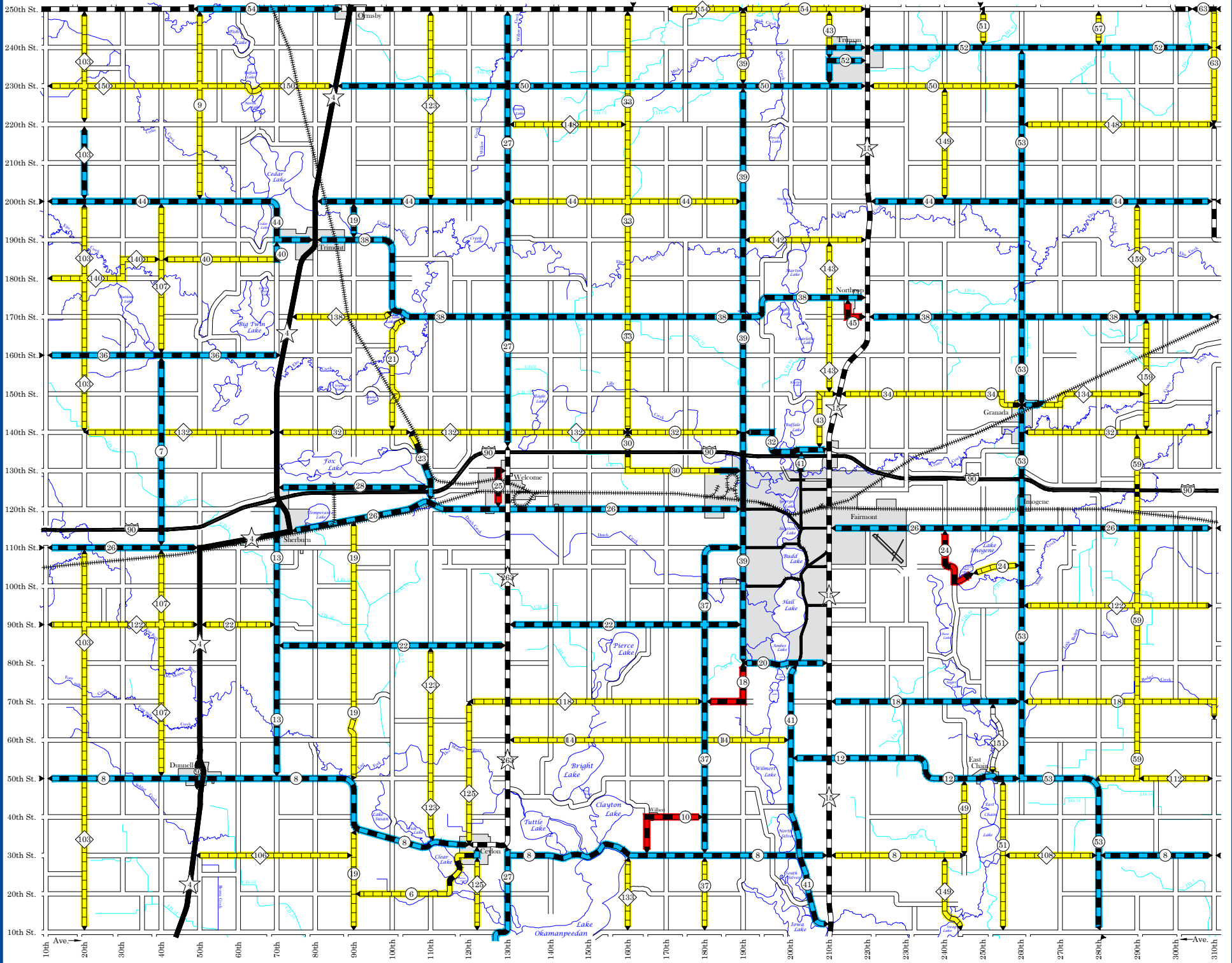
Drawn
March 2021

County Highway Engineer
Kevin Peyman



-LEGEND-

- State and Federal Route Markers
- County State Aid Highways
- County Roads
- Concrete
- Bituminous
- Gravel (County Roads)
- Township Roads



ATTENTION:

During the period when spring weight restrictions are in effect, **any gravel road not otherwise posted has a 5 Ton/Axle limit** and any paved surface road not otherwise posted, remains as a **10 Ton/Axle limit**. In any case a road is posted with a weight limit sign, the sign will govern. Seasonal load restriction for Martin County are governed by the County in accordance with Minnesota Statute 169.87 SEASONAL LOAD RESTRICTION;

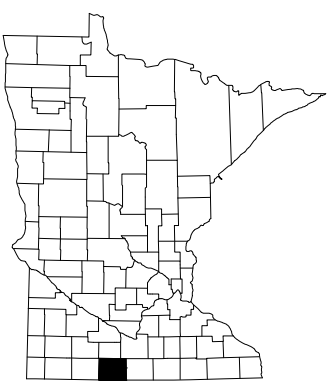
- 5 Ton
- 7 Ton
- 9 Ton
- 10 Ton

LOAD RESTRICTIONS WILL BE ENFORCED!

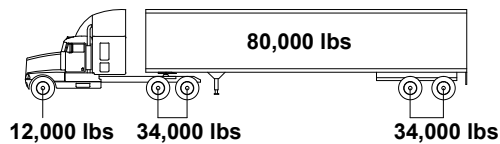
JEFF MARKQUART - COUNTY SHERIFF
KEVIN PEYMAN - COUNTY ENGINEER

Sample weights based on standard axle spacing:

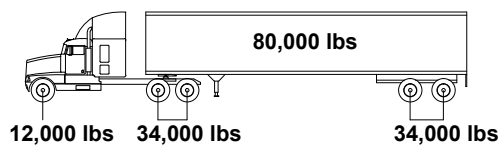
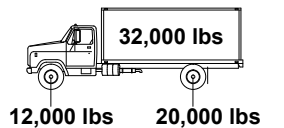
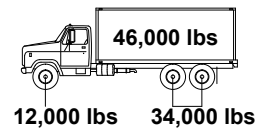
ALL GRAVEL ROADS ARE 5 TON UNLESS OTHERWISE POSTED



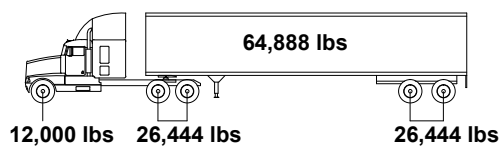
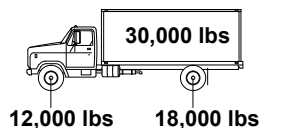
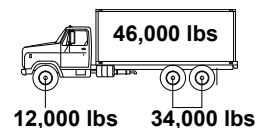
MARTIN COUNTY



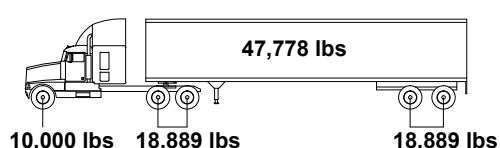
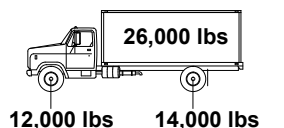
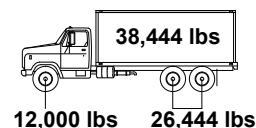
10 Tons



9 Tons



7 Tons



5 Tons

