

# MARTIN COUNTY 2023 WEIGHT RESTRICTION MAP

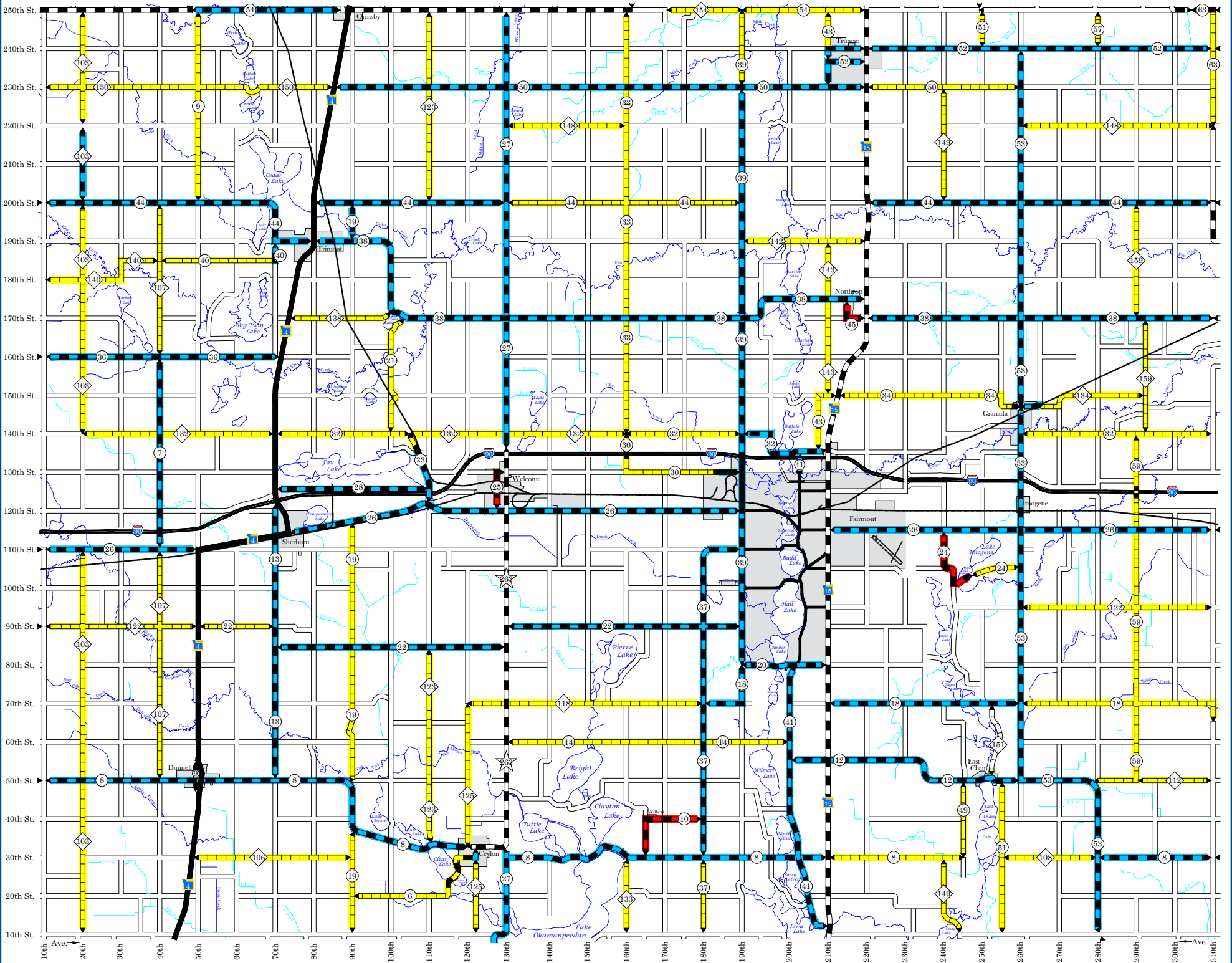
Drawn  
March 2023

County Highway Engineer  
Kevin Peyman



- Legend -

- State and Federal Route Markers
- County State Aid Highways
- County Roads
- State Road
- Paved County Road
- Gravel County Roads
- Township Roads
- City Roads



## ATTENTION:

During the period when spring weight restrictions are in effect, **any gravel road not otherwise posted has a 5 Ton/Axle limit** and any paved surface road not otherwise posted, remains as a **10 Ton/Axle limit**. In any case a road is posted with a weight limit sign, the sign will govern.

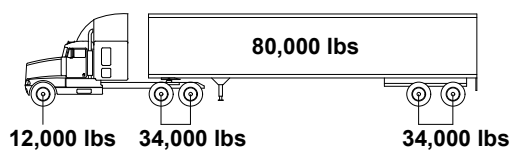
Seasonal load restriction for Martin County are governed by the County in accordance with Minnesota Statute 169.87 SEASONAL LOAD RESTRICTION;

**LOAD RESTRICTIONS WILL BE ENFORCED!**

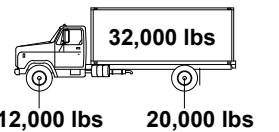
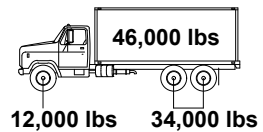
JEFF MARKQUART - COUNTY SHERIFF  
KEVIN PEYMAN - COUNTY ENGINEER

- 5 Ton
- 7 Ton
- 9 Ton
- 10 Ton

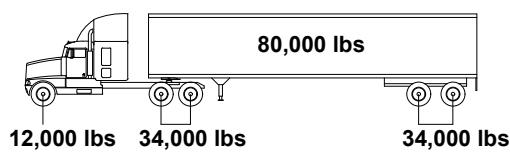
Sample weights based on standard axle spacing:



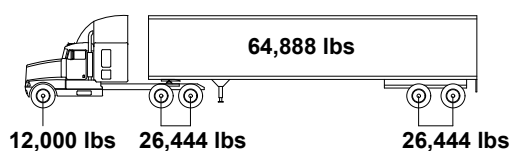
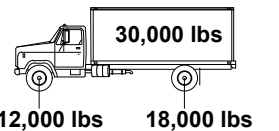
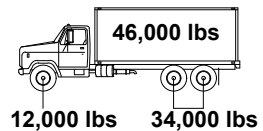
### 10 Tons



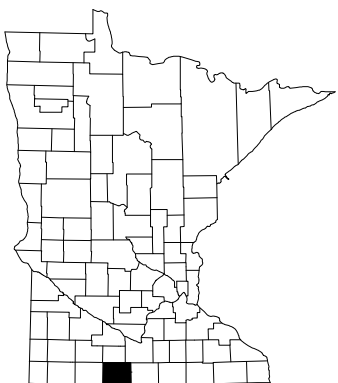
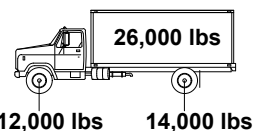
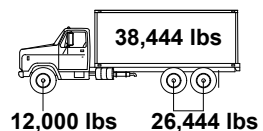
**ALL GRAVEL ROADS ARE 5 TON UNLESS OTHERWISE POSTED**



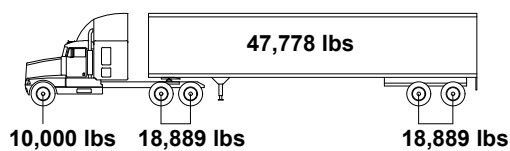
### 9 Tons



### 7 Tons



MARTIN COUNTY



### 5 Tons

