

# Welcome!


- If you are a new user, please click on the green “Sign up” button.
- If you are already signed up, please click on “Log in”.

City of Marshall Permits

mn-ci-marshall.onegov.rtvision.com/account/signup

Welcome, Guest! [Log in](#)

# City of Marshall Permits



## MARSHALL

### Applications

### Sign up 1/2


1. Login Info


2. Profile

Next >

\* Email address:

\* Confirm email address:

\* Password:   Password Score: 113.13

\* Confirm password:   Passwords match

Next >

Powered by RTVISION

Please enter an email that you check regularly.

Sign up

2/2

1. Login Info
2. Profile

< Previous

Finish

Notes:

These fields should be filled out with best way to contact you.  
By default, this information will be used to fill out any contact information fields in any applications you fill out.

\* Profile:

Options: Clear

First Name:

Middle Name:

Last Name:

Community

Planning

Department

Phone:

( 507 ) 537 - 6773

Email Address:

Automatic (Automatic)

Mailing Address:

Address Line 1:

344 W. Main St.

Address Line 2:

City:

State:

Zip Code:

Marshall

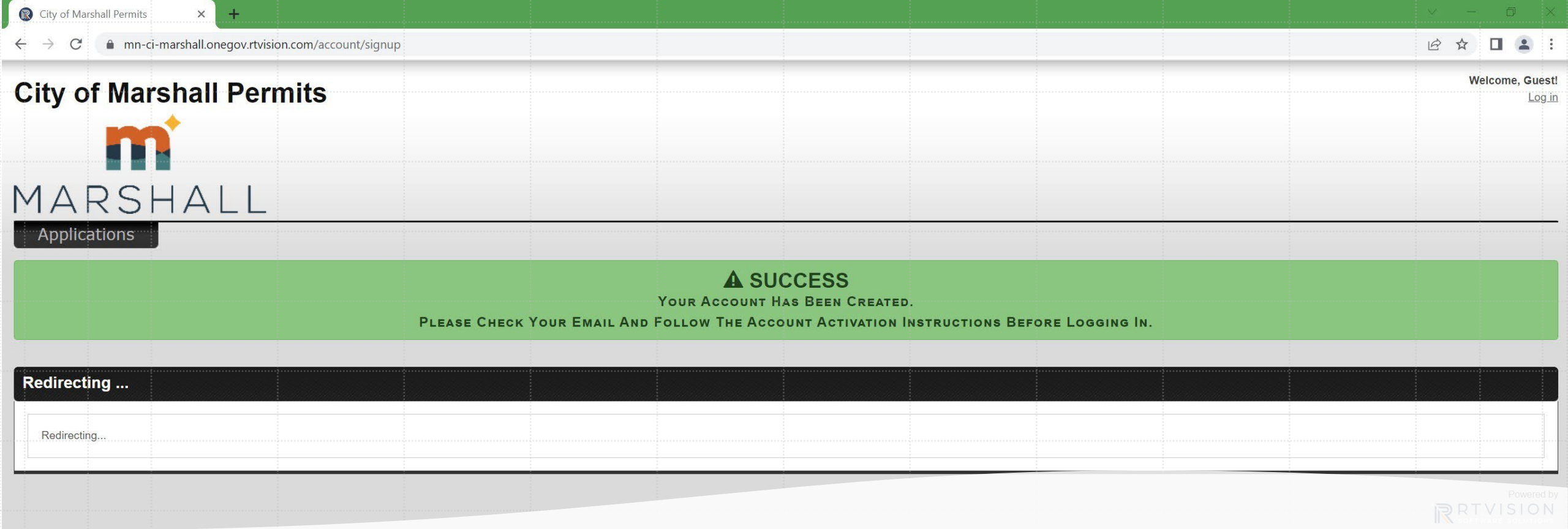
MN

56258

< Previous

Finish

Please fill in your name, phone number and mailing address.



This page will redirect you to back to the log in page. Please check your email and click on activation link as shown to the right.



**From:** [noreply@rtvision.com](mailto:noreply@rtvision.com) <[noreply@rtvision.com](mailto:noreply@rtvision.com)>  
**Sent:** Thursday, April 28, 2022 8:51 AM  
**To:** Community Planning <[community.planning@ci.marshall.mn.us](mailto:community.planning@ci.marshall.mn.us)>  
**Subject:** City of Marshall Permits account activation required

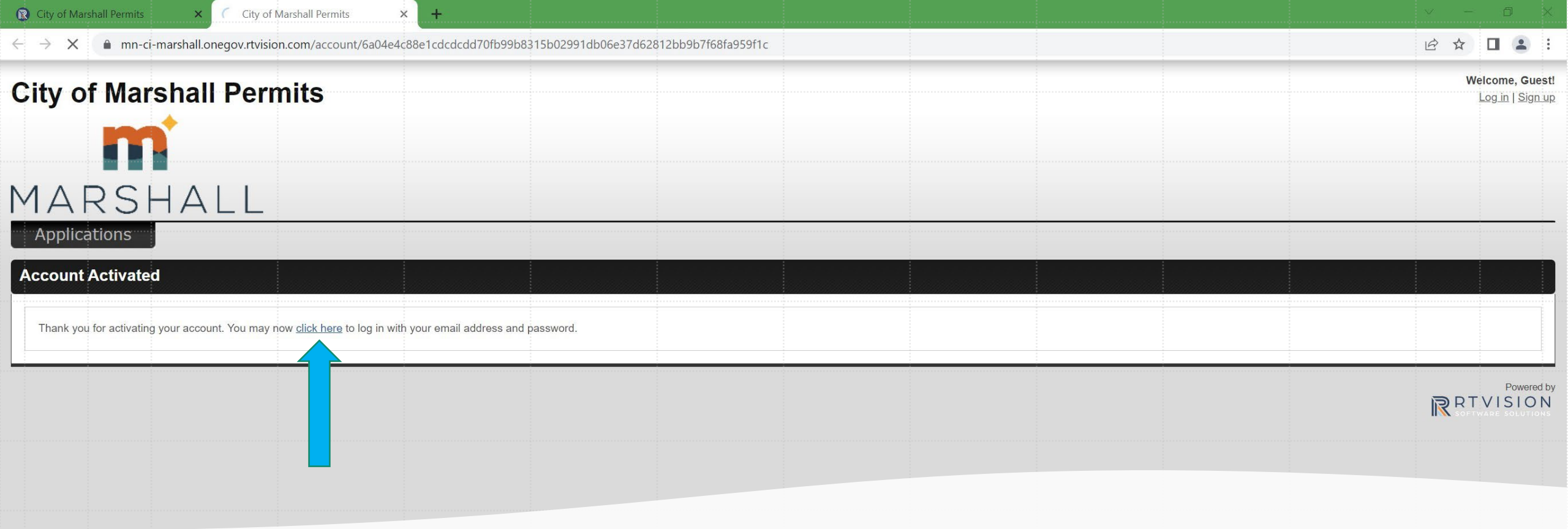
Thank you for signing up with City of Marshall Permits.

An account was created for [community.planning@ci.marshall.mn.us](mailto:community.planning@ci.marshall.mn.us) and is awaiting activation.

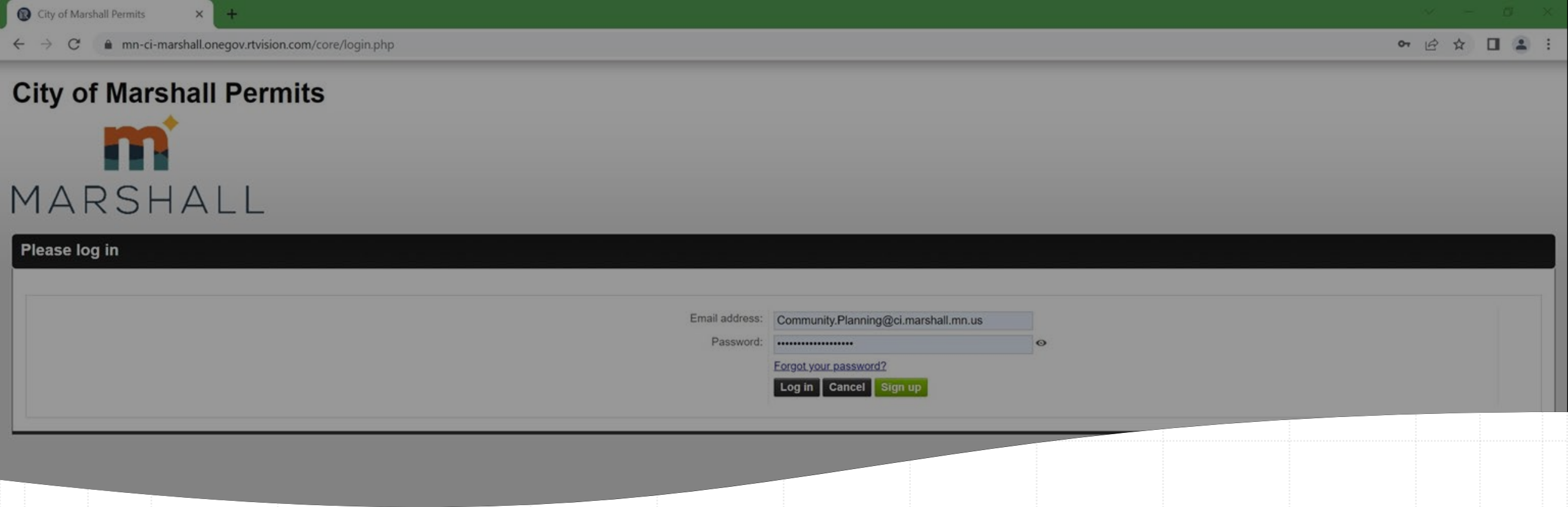
You can activate your account by visiting this web page:

<https://mn-ci-marshall.onegov.rtvision.com/account/6a04e4c88e1cdcdd70fb99b8315b02991db06e37d62812bb9b7f68fa959f1c>

If you did not sign up for City of Marshall Permits, please simply disregard this message.

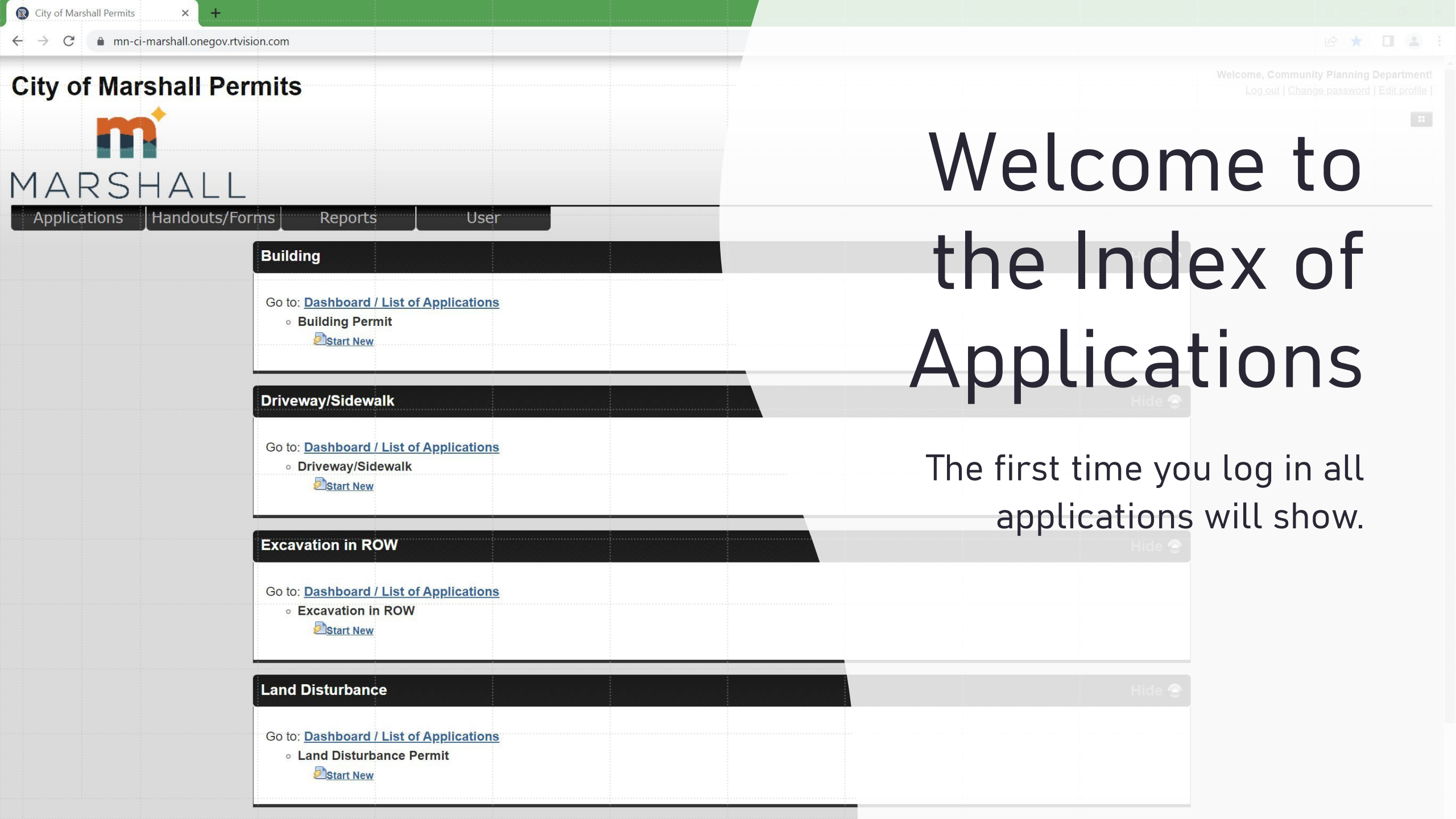


Please click on [click here](#) to log into your account.



Please enter your Email address and Password can click on “Log in”.

Note: you must activate your account as shown on previous page before you can log in.



- Applications
- Handouts/Forms
- Reports
- User

Building

Go to: [Dashboard / List of Applications](#)  
◦ Building Permit  
[Start New](#)

Driveway/Sidewalk

Go to: [Dashboard / List of Applications](#)  
◦ Driveway/Sidewalk  
[Start New](#)

Excavation in ROW

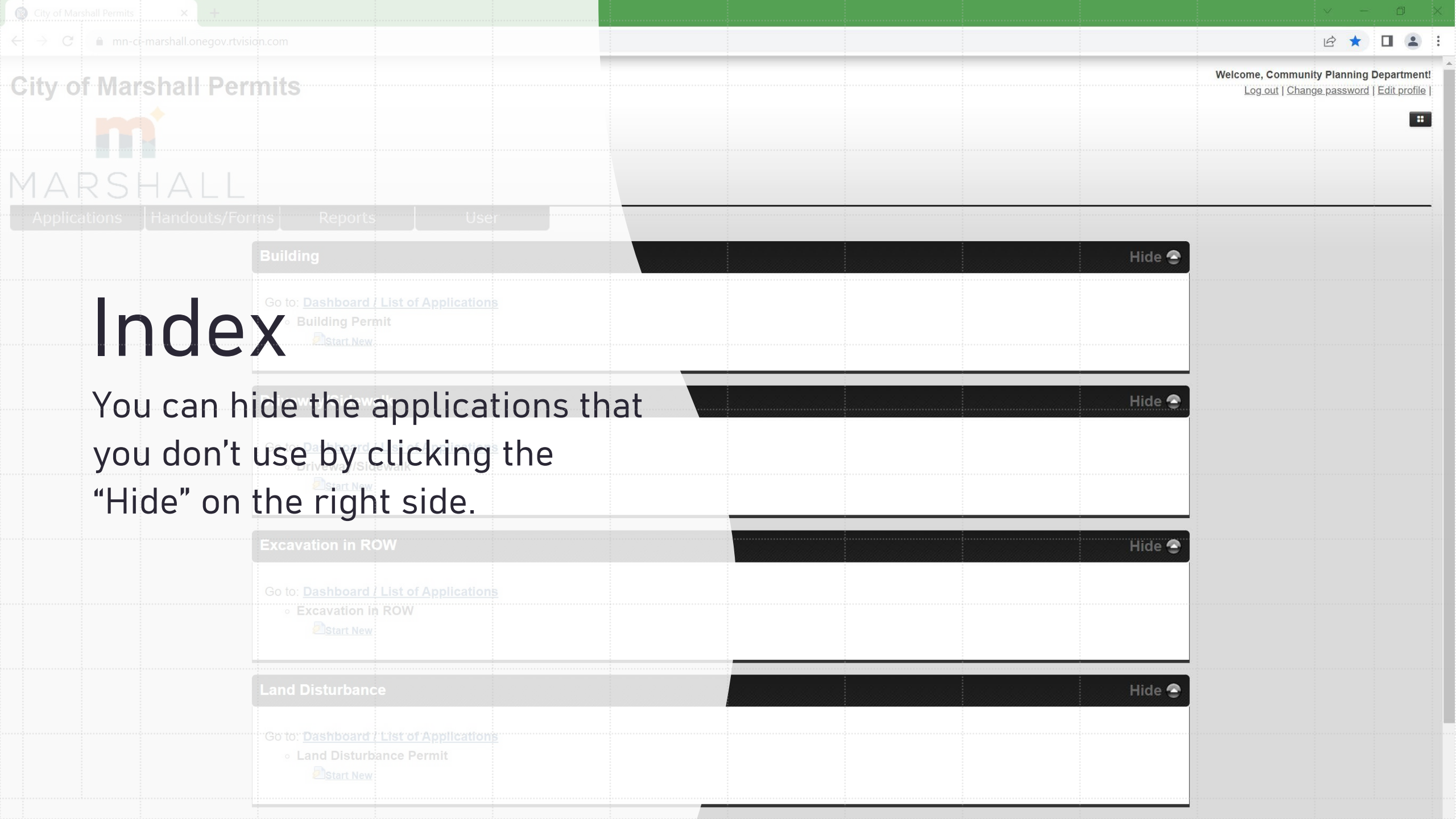
Go to: [Dashboard / List of Applications](#)  
◦ Excavation in ROW  
[Start New](#)

Land Disturbance

Go to: [Dashboard / List of Applications](#)  
◦ Land Disturbance Permit  
[Start New](#)

# Welcome to the Index of Applications

The first time you log in all applications will show.



# Index

You can hide the applications that you don't use by clicking the "Hide" on the right side.

# City of Marshall Permits



MARSHALL

Welcome, Community Planning Department!  
[Log out](#) | [Change password](#) | [Edit profile](#)

Applications Handouts/Forms Reports User

## Building

Hide

Go to: [Dashboard / List of Applications](#)

◦ Building Permit

[Start New](#)

## Driveway/Sidewalk

Show

## Excavation in ROW

Show

## Land Disturbance

Show

## Plumbing

Show

## Sanitary Sewer Connection Report

Show

## Sign Permits

Show

## Storm Sewer Connection

Show

## Swamp Pump

Show

# Where to start?

- From here you can start an application by clicking on “[Start New](#)”.
- If you have already started an application or want to view your projects, click on the “[Dashboard / List of Applications](#)”.