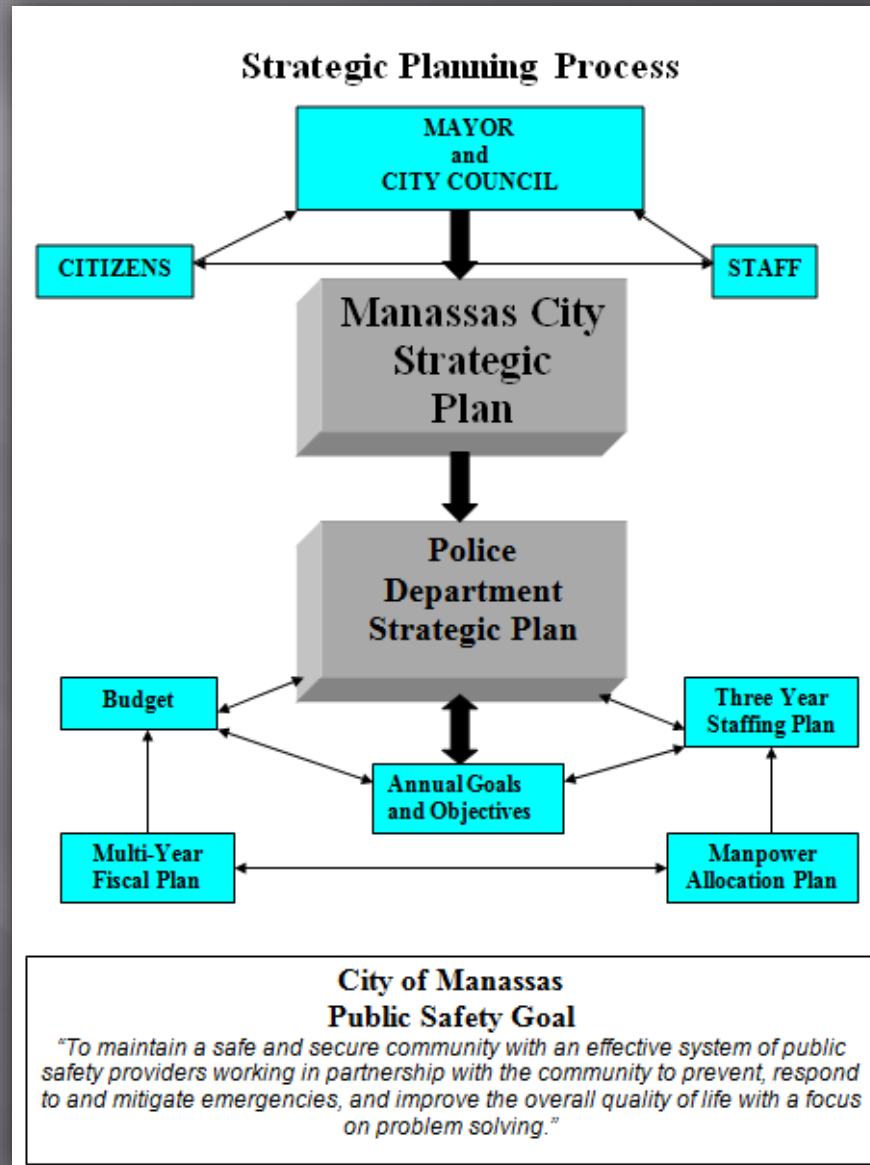


A white Ford police vehicle is parked on a city street. The vehicle has "POLICE" written in large blue letters on its side, with "911" and "MANASSAS" visible below. The front of the vehicle shows a Virginia license plate with the number "229-655L". The background features brick buildings, including one with a sign that says "OPERA ALLEY".

# Manassas City Police Department 2022 Annual Presentation

# Strategic Plan Chart



# Mission Statement

The department commits its resources, in partnership with the community, to promote public safety and maintain public order by eliminating crime and the fear of crime, to practice the values of integrity, respect, public service and professional standing, and to maintain a proactive relationship with the community and a positive working environment for department members.

# Goals and Objectives

- Engage with our community through partnerships, programs, and communication
- Promote public safety to reduce crime and the perception of crime
- Foster a cooperative and harmonious environment that attracts a diverse workforce
- Enhance department resources to maximize operational efficiency
- Effectively plan and manage to ensure professionalism and excellence



# Retirements and Promotions



Lt. J. Bisek  
*Retired*



Sgt. M. Mischou  
*Retired*



Ofc. T. Pavalok  
*Retired*



Capt. J. Martz



Capt. T. Petty



Lt. A. Plourde



Lt. A. Brooks



Lt. A. Barahona



Lt. J. Aussems



Sgt. J. Casteline



Sgt. B. Dillard



Sgt. N. McCarthy



Sgt. J. Rollins



Sgt. S. Shillingburg



Sgt. S. Stumpf

# Prince William Chamber of Commerce Valor Awards



## Employee of the Year, FTO of the Year



**Employee of the Year:**  
**Ofc. E. Eustace**



**Field Training  
Officer of the Year:**  
**Ofc. W. Lane**

# 2021-2022 Comparison

## **ALL OFFENSES -**

6% increase (5,496)

## **PART I OFFENSES -**

21% increase (1,057)

## **CALLS FOR SERVICE -**

11% decrease (72,248)

*Officer-Initiated - 4% decrease (50,952)*

*Citizen-Initiated - 11% increase (20,682)*

## **RESPONSE TIMES -**

Priority 1 - :24 increase (5:28)

Priority 2 - :07 decrease (8:57)

Priority 3 - :35 decrease (10:43)

## **ARREST CHARGES -**

Adult - 40% increase (3,296)

Juvenile - 21% increase (52)

## **DOMESTIC VIOLENCE -**

Reports - 4% decrease (573)

Arrests - 46% decrease (125)

## **TRAFFIC CITATIONS -**

36% increase (8,730)

## **DRIVING UNDER THE INFLUENCE -**

22% increase (158)

## **GRAFFITI -**

Increase of 31 reports (58)

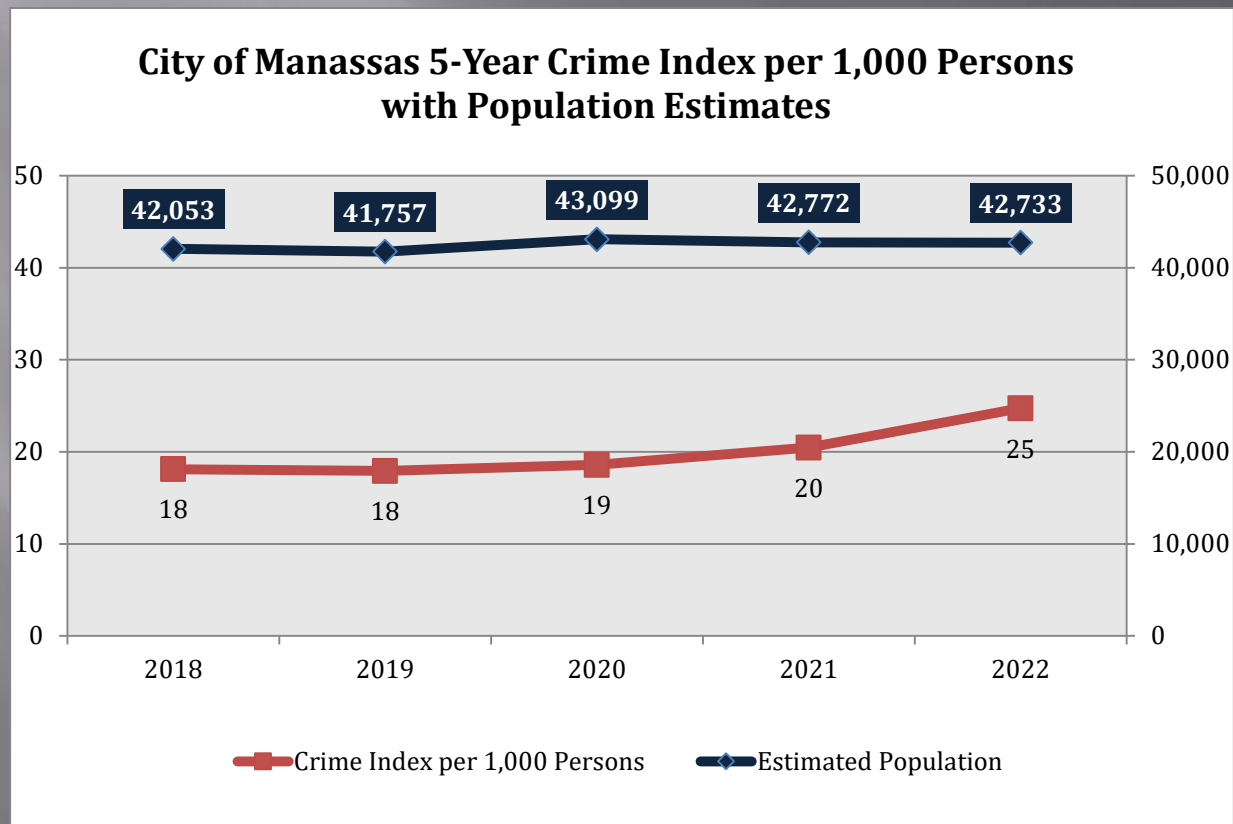
## **ANIMAL CONTROL -**

Total Calls for Service - 2% increase (999)

Officer Initiated Calls - 36% increase (1,251)

# Crime and Incident Analysis

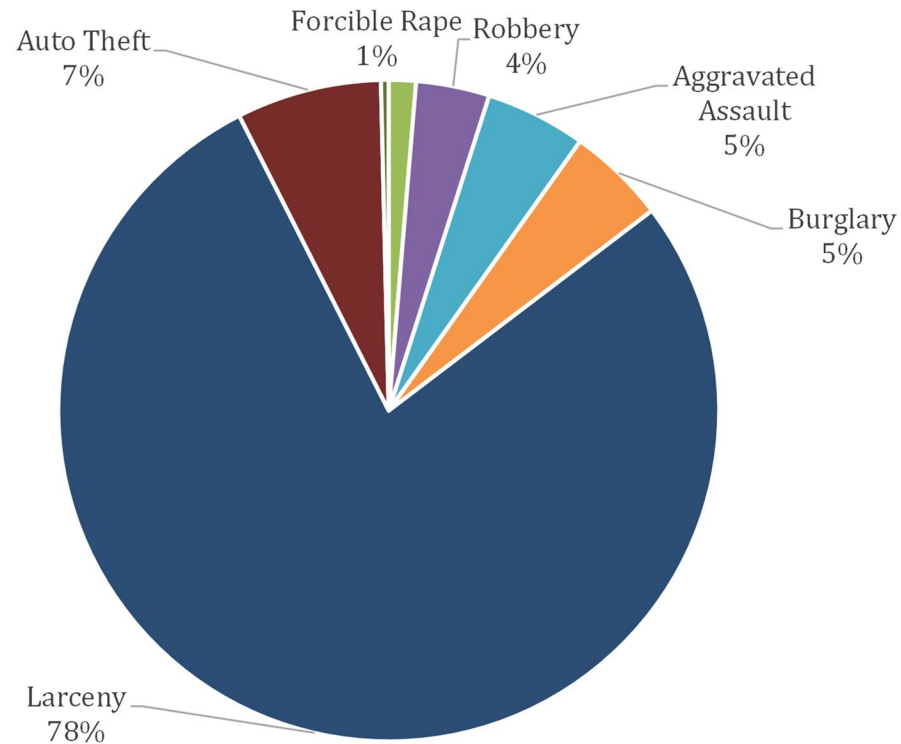
2022 Crime Rate: 25 crimes per 1,000 persons





# Part One Offenses

**2022 Part One Crimes**



# Crime and Incident Analysis

## Select Quality of Life Offenses

### Domestic Violence



- 4% decrease in reports of domestic violence
- 61% of reports resulted in arrest

### Mental Health, Substance Abuse, and Overdose

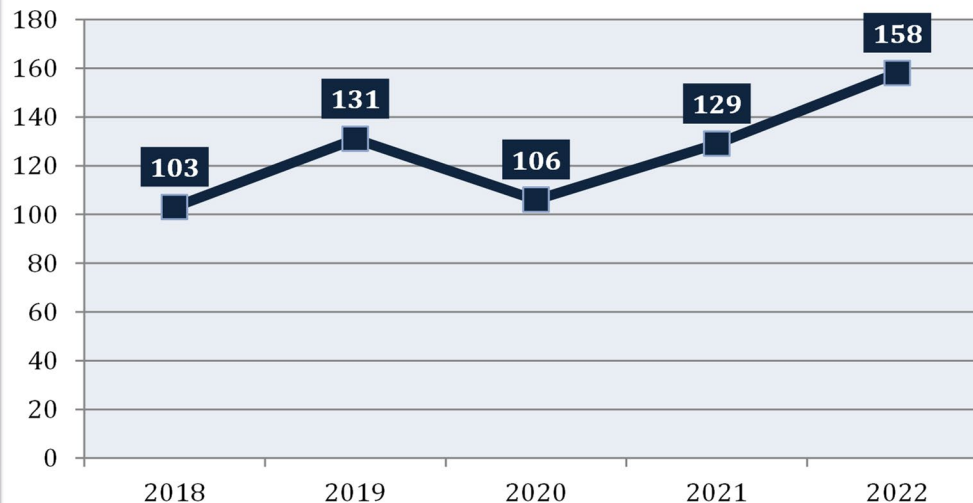
- 13% decrease in mental health related calls
  - 310 mental health related calls to include suicidal thoughts and ideations.
- 26% decrease in Opiate Related Overdose Calls (66)
- The number of fatal overdoses decreased by 5

# Crime and Incident Analysis

## Select Quality of Life Offenses

Parking Violations	2018	2019	2020	2021	2022
No Parking	1,295	1,607	1,624	1,385	1,309
Overtime Parking	330	520	38	49	64
Yellow Curb	177	289	306	429	181
No Current State License	1,150	1,506	716	1,592	1,227
Other Parking	3,667	4,647	5,950	7,289	8,004
<b>Total</b>	<b>6,619</b>	<b>8,569</b>	<b>8,634</b>	<b>10,744</b>	<b>10,785</b>

5 - Year Comparison of DUI Arrests

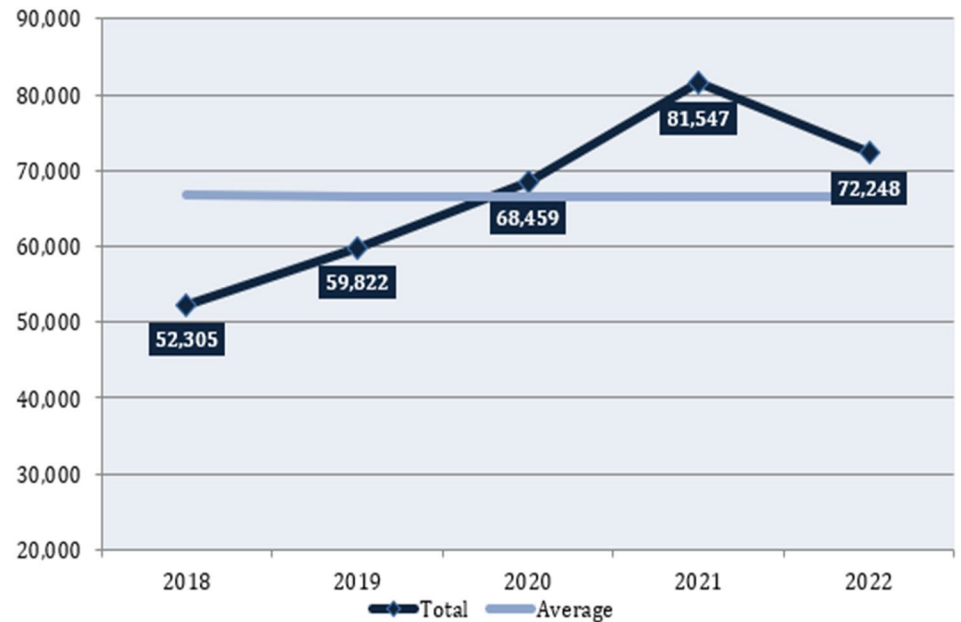


# Calls for Service

- Total Calls for Service: 72,248
  - 11% decrease from 2021
- Officer Initiated Calls: 50,952
  - 4% decrease from 2021
- Citizen Initiated Calls: 20,682
  - 11% increase from 2021



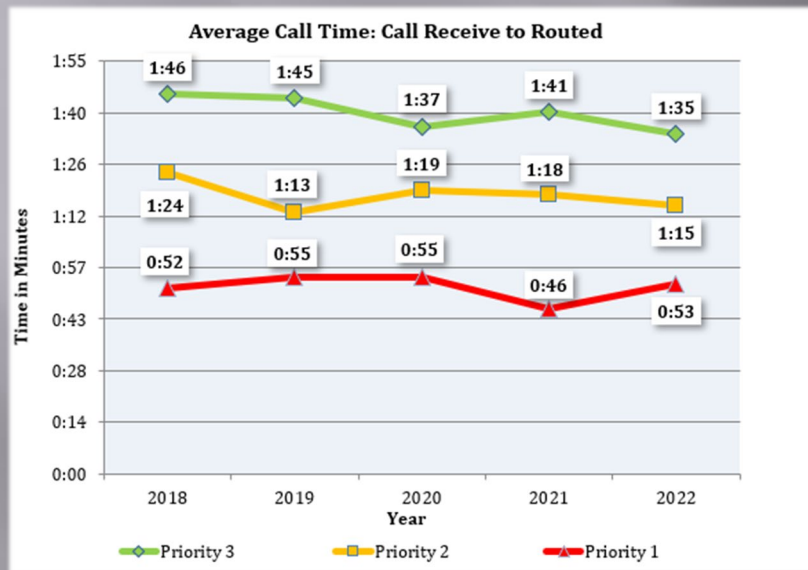
Calls for Service Trend Line 2017- 2022



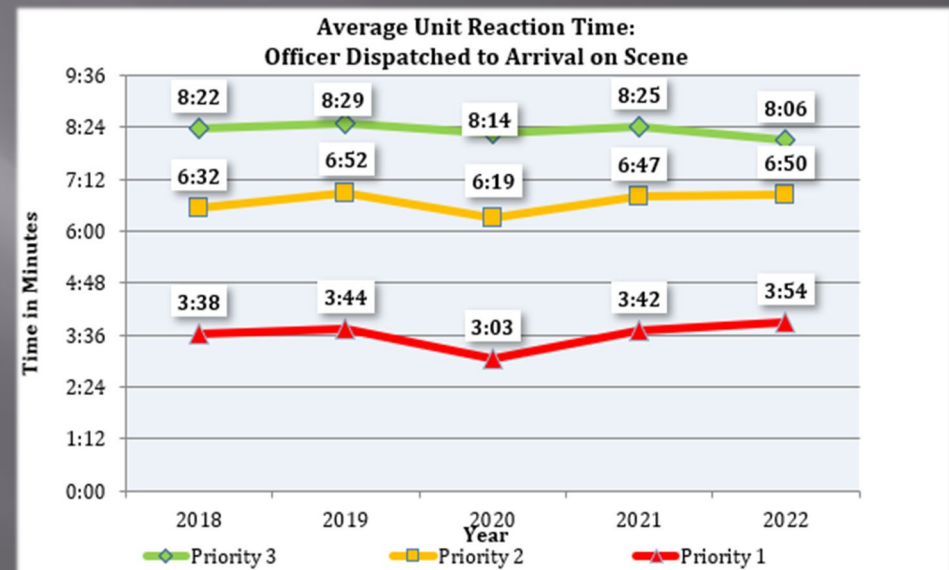


# Response Times

## Dispatcher Reaction Time

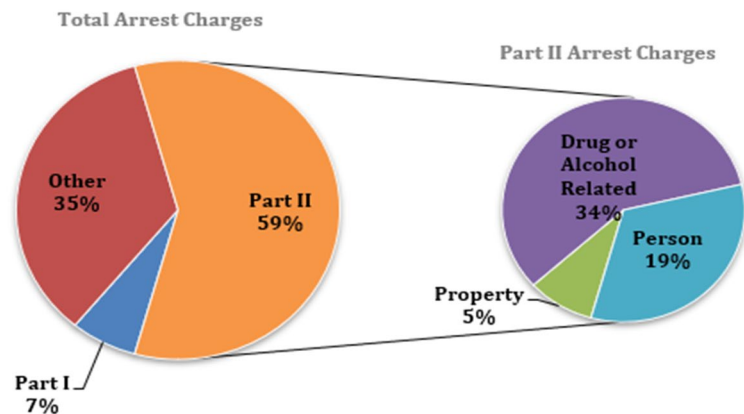


## Officer Reaction Time



# Arrests

**2022 Arrest Charges**



34% of arrest charges made were related to drugs or alcohol

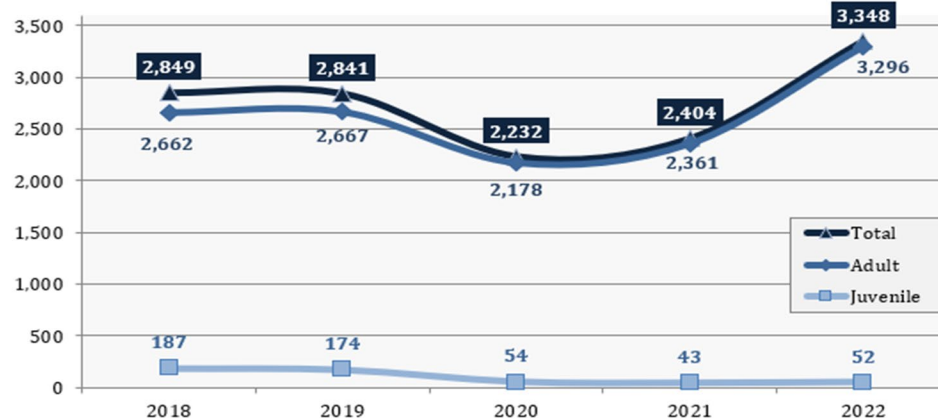
There were 22% more DUI arrests in 2022 than in 2021

The most common charges were for intoxication, driving under the influence, and trespassing

40% increase  
in arrests  
(2,514)

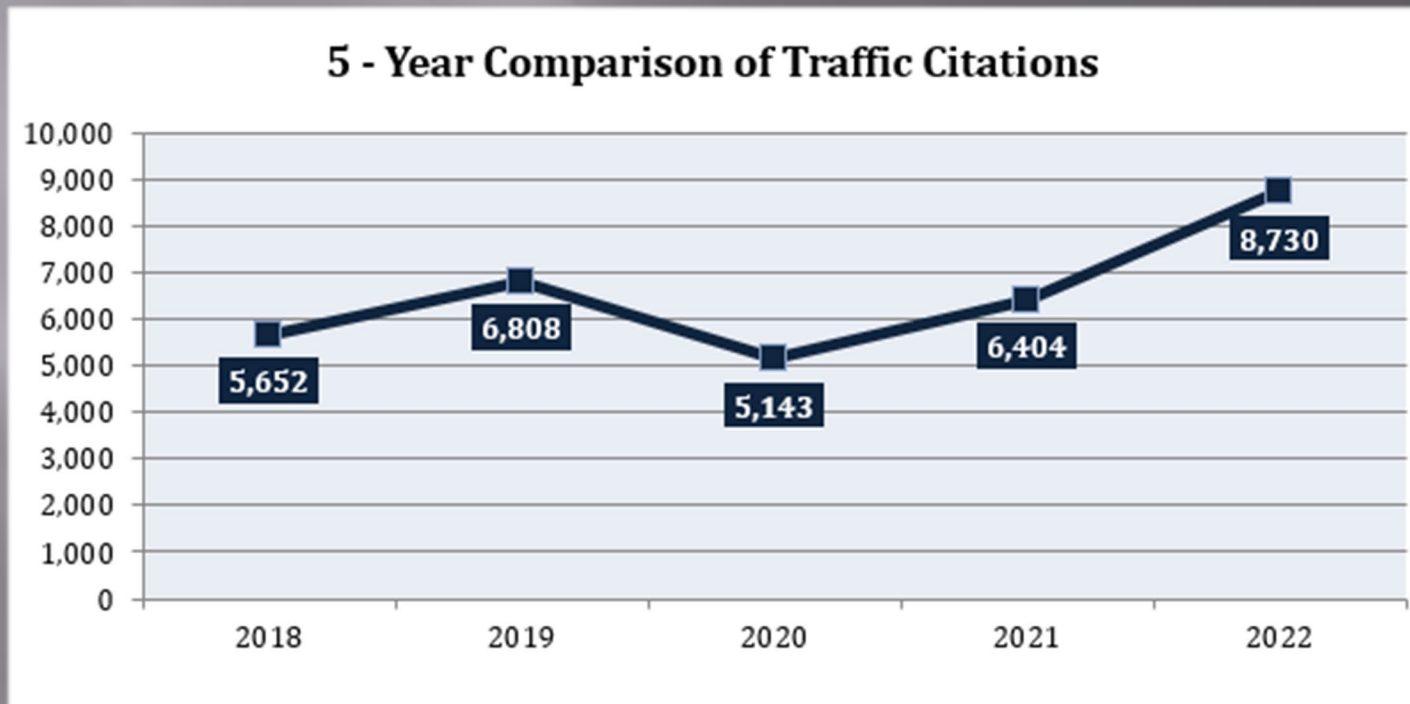
40% increase  
in charges  
(3,348)

**Adult and Juvenile Arrest Charges 2017-2022**



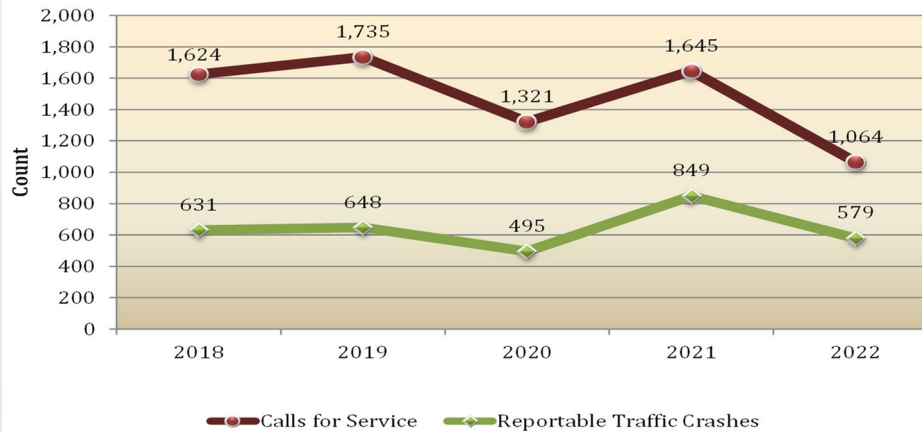
# Traffic Citations

In addition to the below citations, there were 23,700 photo enforcement red light violations and 1,884 Bus Patrol violations for drivers who illegally passed stopped school buses.



# Traffic Data

**5-Year Comparison of Traffic Crashes and Hit & Runs**



**2022 CRASHES BY INTERSECTION AREA**

Location	Reportable	Injuries	Fatalities
Liberia Ave, Centreville Rd	13	5	0
Wellington Rd, Godwin Dr	12	1	0
Nokesville Rd, Godwin Dr	11	1	0
Centreville Rd, Sudley Rd	8	1	0
Mathis Ave, Sudley Rd	8	6	0
Centreville Rd, Phoenix Dr	7	3	0
Liberia Ave, Richmond Ave	7	1	0
Liberia Ave, Signal Hill Rd	7	1	0
Liberia Ave, Wellington Rd	7	5	0
Sudley Rd, Godwin Dr	7	1	0
<b>TOTAL</b>	<b>87</b>	<b>25</b>	<b>0</b>



# Animal Control and Adoption Center

2022 Adoption/Euthanization Numbers						
	#	Adopted	Redeemed	Euthanized	Transferred	DOA
Dogs	179	46	111	10	4	5
Cats	50	26	2	4	2	24
Other Domesticated	25	19	0	2	0	2
Totals	254	91	113	16	6	31



Animal Services section also maximizes the use of social media to raise awareness about responsible pet ownership and runs a weekly bulletin called “Take Me Home Tuesday” (#TakeMeHomeTuesday or #tmht), which highlights shelter animals in need of new homes. The Animal Services section has recently begun work on their own social media Facebook platform that will highlight the available animals in the shelter, helpful tips on pet ownership, as well as commonly asked questions regarding the wildlife and domestic animals that live and thrive in Manassas City.

# 21<sup>st</sup> Century Policing Principles

Traffic Warnings and Citations						
	2020 Warnings	2020 Citations	2021 Warnings	2021 Citations	2022 Warnings	2022 Citations
White	930	3,898	689	4,927	1,123	6,770
Black	589	1,013	428	1,147	653	1,512
Other	193	231	655	330	926	448
Total	2,462	5,143	1,772	6,404	2,702	8,730



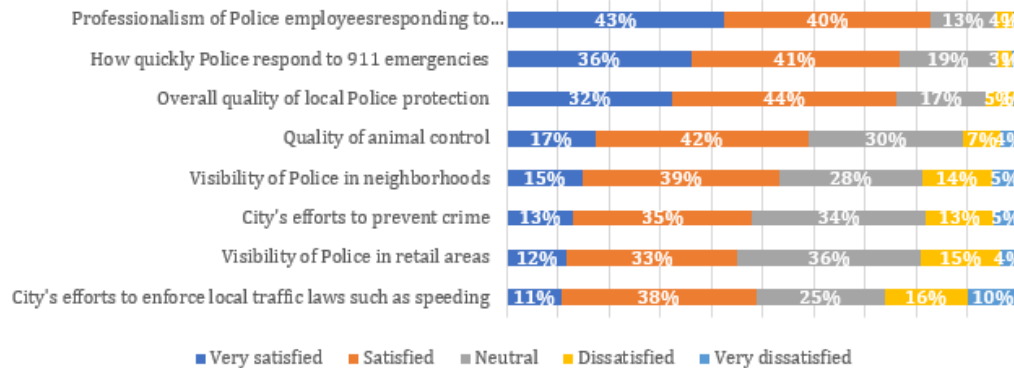
# 21<sup>st</sup> Century Policing Principles

# Use of Force Report

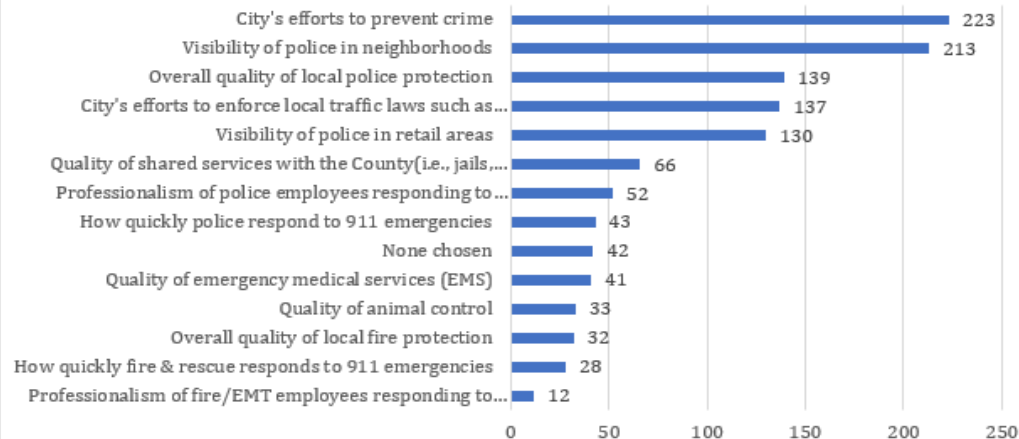
USE OF FORCE REPORT 2022									
	White/Non-Hispanic		Black / Non-Hispanic		Hispanic / Latino		Other		Totals
	Male	Female	Male	Female	Male	Female	Male	Female	
<b>Firearms</b>									
Display Only	40	11	29	14	21	8	1	0	124
Deploy	0	0	2	0	0	0	0	0	2
<b>EWC</b>									
Display Only	18	4	15	3	4	1	1	1	47
Deploy	0	0	1	0	0	0	0	0	1
<b>Baton</b>	0	0	0	0	0	0	0	0	0
<b>Chemical/OC</b>	3	2	3	0	0	0	0	0	8
<b>Weaponless</b>	139	39	136	45	25	1	0	0	385
<b>Totals</b>	200	56	186	62	50	10	2	1	567
	35%	10%	33%	11%	9%	2%	0%	0%	
<b>Total Number of Incidents</b>									207
<b>Total Number of Offenders</b>									192
<b>Total Number of Arrests</b>									147

# 21<sup>st</sup> Century Policing Principles

## Satisfaction with Public Safety



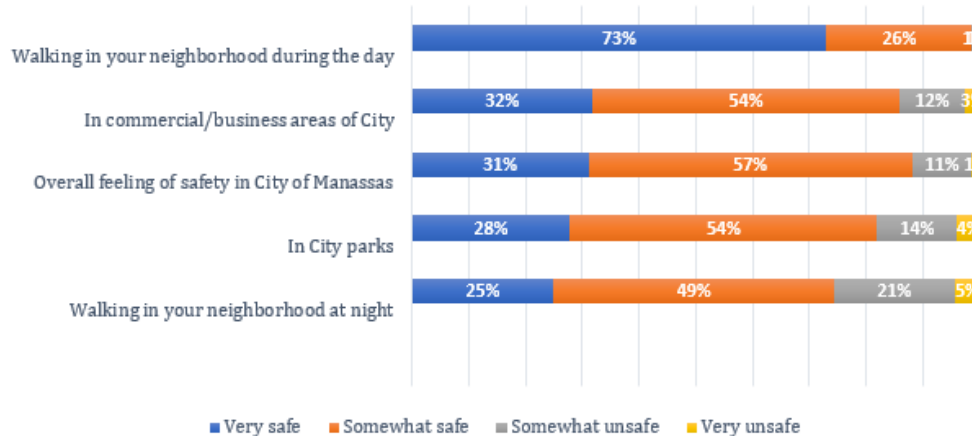
## Top 3 Public Safety Items to Receive the Most Emphasis from City Leaders



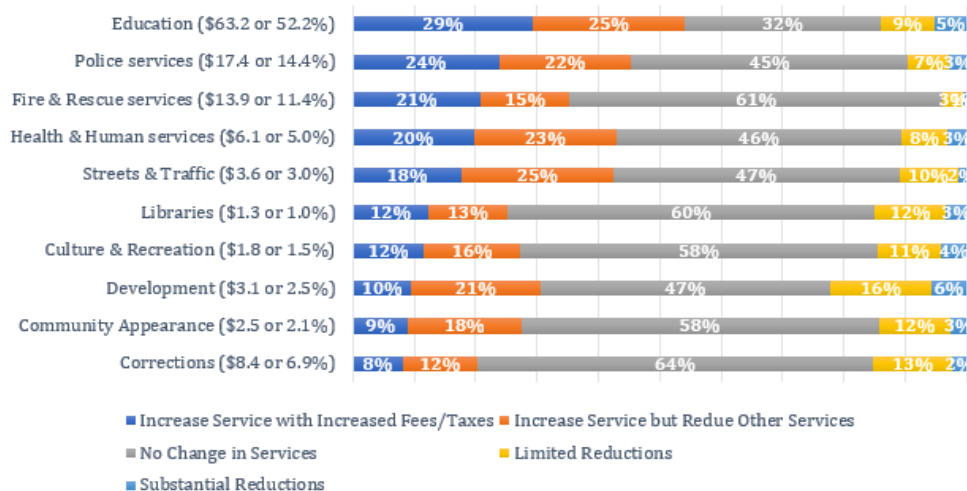


# 21<sup>st</sup> Century Policing Principles

## How Safe Do You Feel In the Following Situations



## Budget: Support for Changing City Services



# 21<sup>st</sup> Century Policing Principles

There is a clear link between the mirroring of the community demographics and the mental and physical well-being of officers and how we interact with residents- our attitude, communication style and use of force can all be tied to this. We must be at our best daily and treat people with dignity and respect.

Training Hours per Officer = minimum of 130 hours

Additional Hours needed for career development and specialties = an additional 80-300 hours for each course/certification

Sworn Demographics Report 2022						
	Sworn Officers		Male Officers		Female Officers	
	Number	Percentage	Number	Percentage	Number	Percentage
Caucasian	60	63%	48	50%	12	13%
African American	13	14%	8	8%	5	5%
Hispanic	17	18%	13	14%	4	4%
Other	6	6%	5	5%	1	1%
Total	96	100%	74	77%	22	23%

# 21<sup>st</sup> Century Policing Principles

To maintain the high standards we are used to and to continue to be a leader in policing, we must continue our commitment to CALEA (Accreditation) and professionalism. In 2022 the Commission on Accreditation for Law Enforcement Agencies completed year 2 of their 4 year audit cycle. We are currently on track to meet all 484 standards.

The construction of the new Public Safety Facility is complete. The new building will ensure we continue to meet the high standards imposed by CALEA in the areas of evidence storage and training. This facility houses state of the art storage and includes a virtual training simulator. These programs demonstrate the City's commitment to providing our residents with the highest level of professional police services.



