



Logan Parks and Recreation Department Citizen Survey (Fall 2014-Winter 2015)

To receive your choice of a **FREE** one day pass to the Logan Community Recreation Center or a **FREE** one day pass to the Logan Aquatic Center, complete this survey and return it to the Logan Community Recreation Center (195 South 100 West, Logan, Utah). For added convenience, you may complete the survey online beginning November 1, 2014 at <http://www.loganutah.org/PR/> and your free pass will be mailed directly to you. Survey deadline is **January 31, 2015 at 9 p.m.**

To ensure prompt delivery of your free day pass, please check one: **Logan Aquatic Center** **Logan Community Recreation Center**

Name _____ Address: _____ City: _____ Zip: _____

1. How do you find out about the services offered to you by the Logan Parks and Recreation Department?

- Call Us by Phone Newspaper Social Media (Facebook/Twitter) Website
 Leisure Guide (Herald Journal) Radio Walk-in to the Recreation Center Word of Mouth

2. How would you or your family like to receive information about Logan Parks and Recreation Department services?

- Call Us by Phone Newspaper Social Media (Facebook/Twitter) Website
 Leisure Guide (Herald Journal) Radio Walk-in to the Recreation Center Word of Mouth
 Logan City Email Service (Inbox Logan)

3. How often might you or your family use or visit the following facilities over the next year?

Services Provided By Logan Parks and Recreation Department	Daily	Weekly	Monthly	Every 3 Months	Every 6 Months	Annually	Never
City-Owned Parks							
City-Owned Trails							
Logan River Golf Course							
City-Owned Sports Fields							
Logan Recreation Center							
Logan Aquatic Center							
Skate Park							
City Adult Recreation Programs							
City Youth Recreation Programs							

4. Are you satisfied with the services offered by the Logan Parks and Recreation Department? Yes No

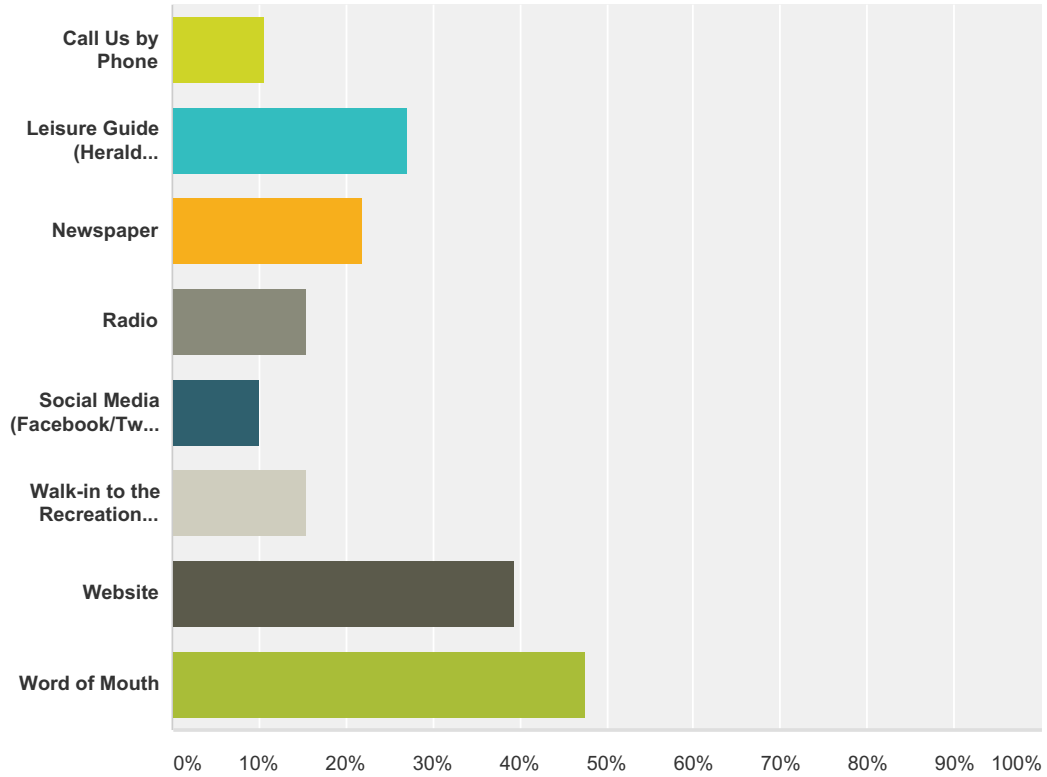
5. Please provide any comments, concerns, or suggestions on how services can be improved. _____

7. Please indicate your neighborhood: Adams Bridger Ellis Hillcrest Wilson Woodruff Other

Thank you for sharing your feedback with us. If you have any questions regarding this survey, feel free to contact us at (435) 716-9250. Visit our website for more information about Logan Parks and Recreation Department: <http://www.loganutah.org/PR/>

Q1 How do you find out about the services offered to you by the Logan Parks and Recreation Department?

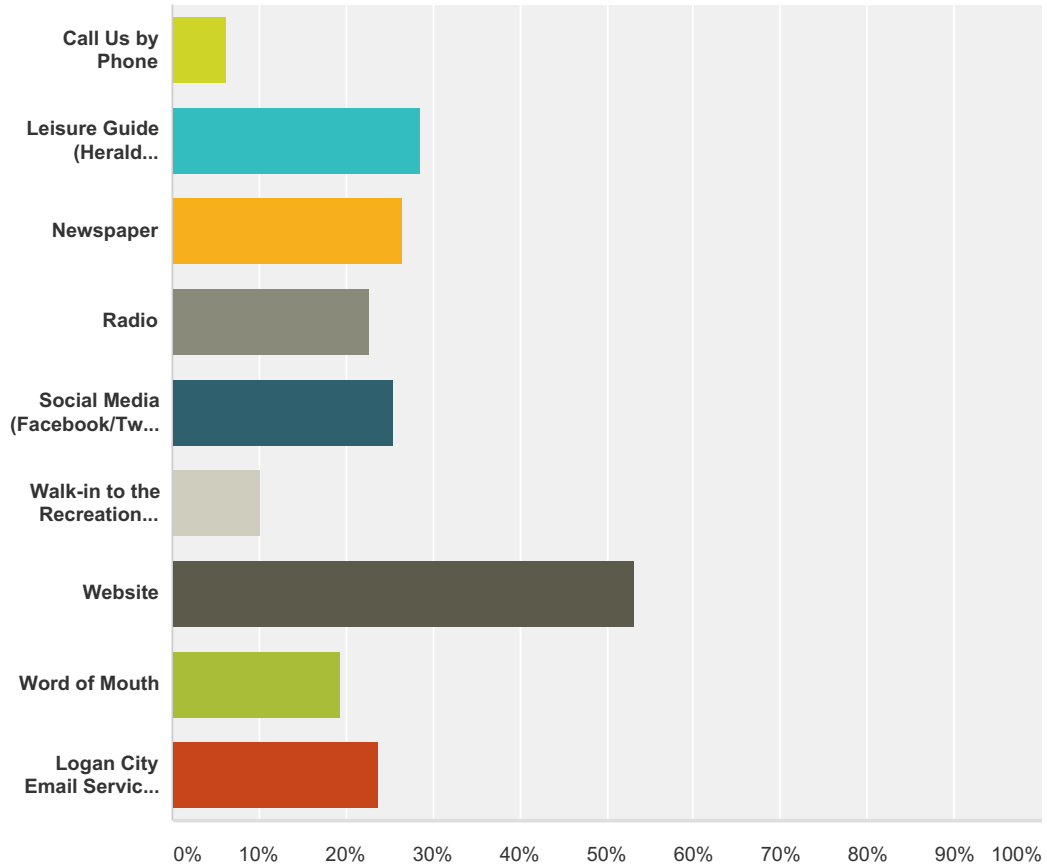
Answered: 859 Skipped: 0



Answer Choices	Responses
Call Us by Phone	10.71% 92
Leisure Guide (Herald Journal)	27.24% 234
Newspaper	22.00% 189
Radio	15.48% 133
Social Media (Facebook/Twitter)	10.01% 86
Walk-in to the Recreation Center	15.37% 132
Website	39.46% 339
Word of Mouth	47.50% 408
Total Respondents: 859	

Q2 How would you or your family like to receive information about Logan Parks and Recreation Department services?

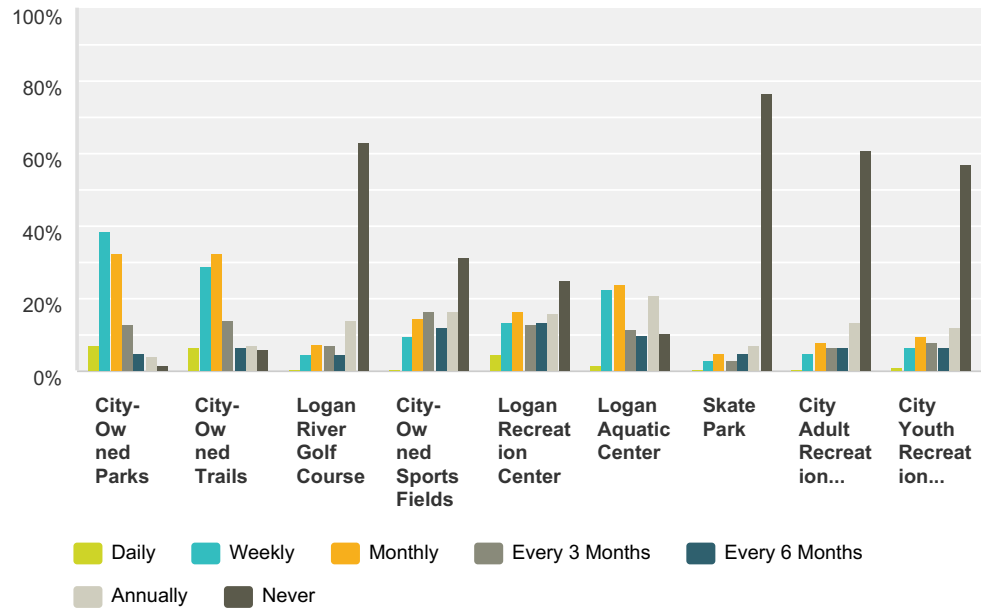
Answered: 859 Skipped: 0



Answer Choices	Responses
Call Us by Phone	6.29% 54
Leisure Guide (Herald Journal)	28.52% 245
Newspaper	26.43% 227
Radio	22.70% 195
Social Media (Facebook/Twitter)	25.49% 219
Walk-in to the Recreation Center	10.24% 88
Website	53.32% 458
Word of Mouth	19.32% 166
Logan City Email Service (Inbox Logan)	23.75% 204
Total Respondents: 859	

Q3 How often might you or your family use or visit the following facilities over the next year?

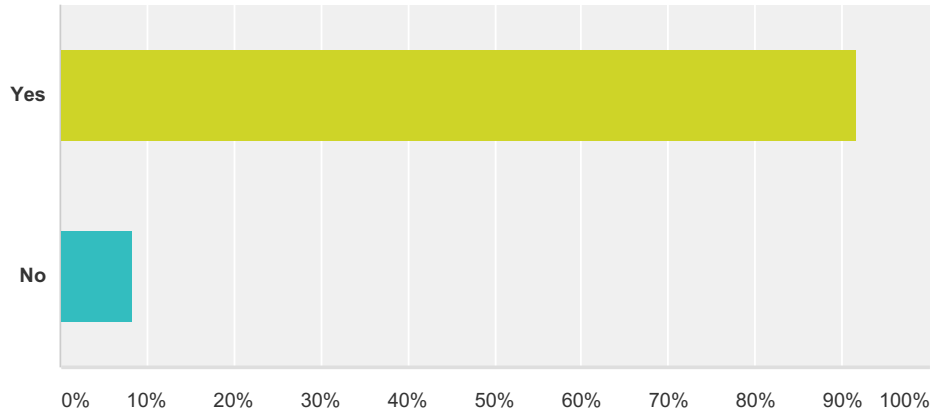
Answered: 856 Skipped: 3



	Daily	Weekly	Monthly	Every 3 Months	Every 6 Months	Annually	Never	Total Respondents
City-Owned Parks	6.79% 57	38.69% 325	32.62% 274	13.10% 110	5.24% 44	3.81% 32	1.43% 12	840
City-Owned Trails	6.32% 53	29.08% 244	32.54% 273	13.83% 116	6.56% 55	6.91% 58	5.84% 49	839
Logan River Golf Course	0.61% 5	4.40% 36	7.33% 60	6.84% 56	4.52% 37	14.16% 116	62.88% 515	819
City-Owned Sports Fields	0.37% 3	9.34% 76	14.74% 120	16.46% 134	11.92% 97	16.58% 135	31.33% 255	814
Logan Recreation Center	4.33% 36	13.72% 114	16.61% 138	13.00% 108	13.48% 112	15.76% 131	24.79% 206	831
Logan Aquatic Center	1.55% 13	22.46% 188	23.78% 199	11.59% 97	10.16% 85	20.79% 174	10.51% 88	837
Skate Park	0.49% 4	3.05% 25	5.12% 42	3.17% 26	5.24% 43	7.07% 58	76.46% 627	820
City Adult Recreation Programs	0.62% 5	5.04% 41	7.87% 64	6.40% 52	6.64% 54	13.53% 110	60.76% 494	813
City Youth Recreation Programs	0.98% 8	6.75% 55	9.57% 78	7.98% 65	6.63% 54	12.02% 98	57.06% 465	815

Q4 Are you satisfied with the services offered by the Logan Parks and Recreation Department?

Answered: 859 Skipped: 0



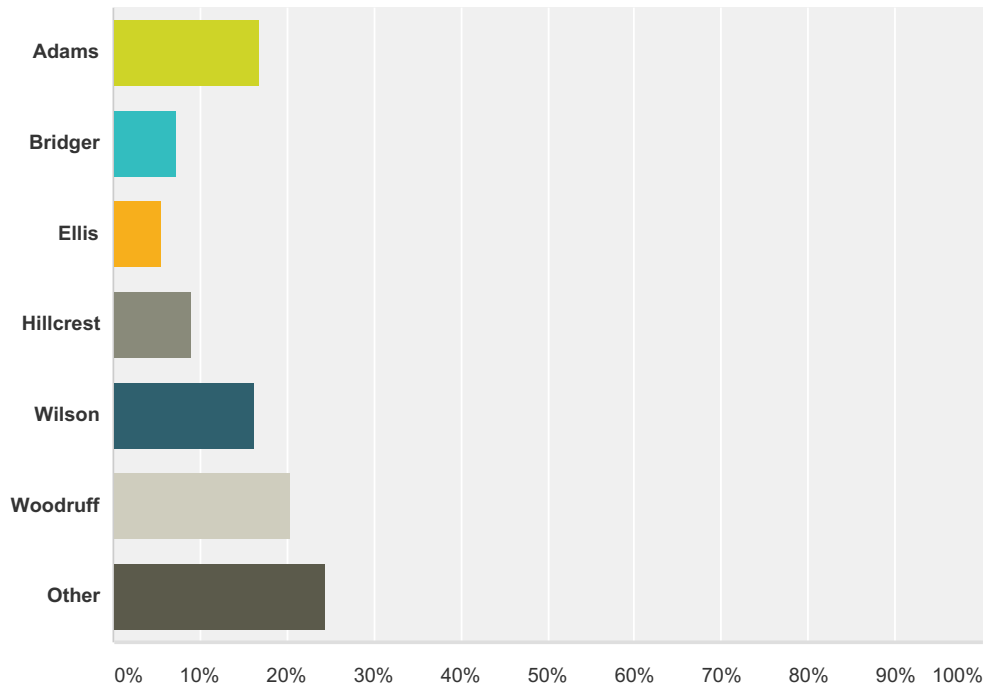
Answer Choices	Responses
Yes	91.62% 787
No	8.38% 72
Total	859

**Q5 Please provide any comments,
concerns, or suggestions on how services
can be improved.**

Answered: 329 Skipped: 530

Q6 Please indicate your neighborhood:

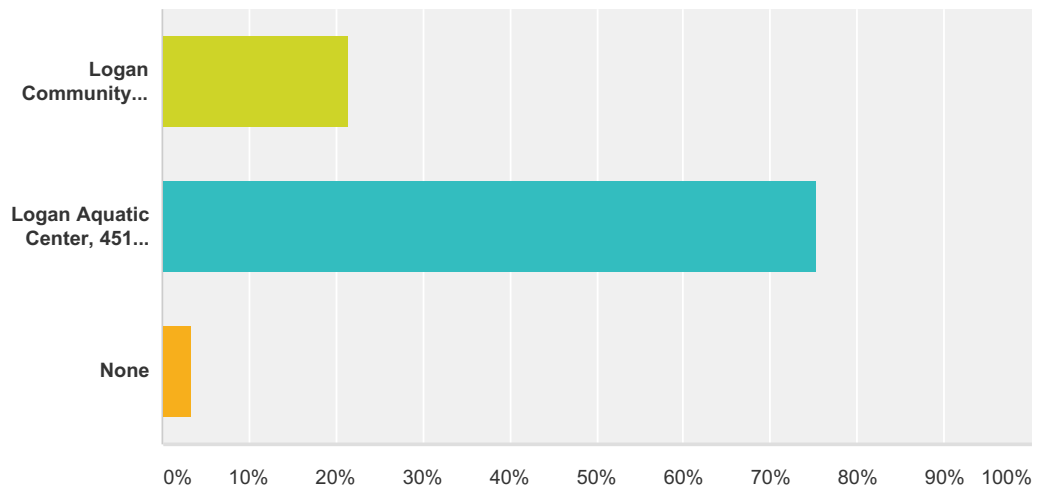
Answered: 859 Skipped: 0



Answer Choices	Responses
Adams	17.00% 146
Bridger	7.22% 62
Ellis	5.70% 49
Hillcrest	8.96% 77
Wilson	16.30% 140
Woodruff	20.37% 175
Other	24.45% 210
Total	859

Q7 Please choose which type of FREE one day pass you would like to receive.

Answered: 859 Skipped: 0



Answer Choices	Responses
Logan Community Recreation Center, 195 South 100 West	21.42% 184
Logan Aquatic Center, 451 South 500 West	75.32% 647
None	3.26% 28
Total	859

**Q8 Thank you for sharing your feedback with us. If you have any questions regarding this survey, feel free to contact us at (435) 716-9250. Visit our website for more information about Logan Parks and Recreation Department:
<http://www.loganutah.org/PR/>**

Answered: 850 Skipped: 9

Answer Choices	Responses	
Name:	99.88%	849
Company:	0.00%	0
Address:	97.88%	832
Address 2:	0.00%	0
City/Town:	98.24%	835
State:	98.00%	833
ZIP/Postal Code:	98.24%	835
Country:	0.00%	0
Email Address:	43.88%	373
Phone Number:	41.65%	354