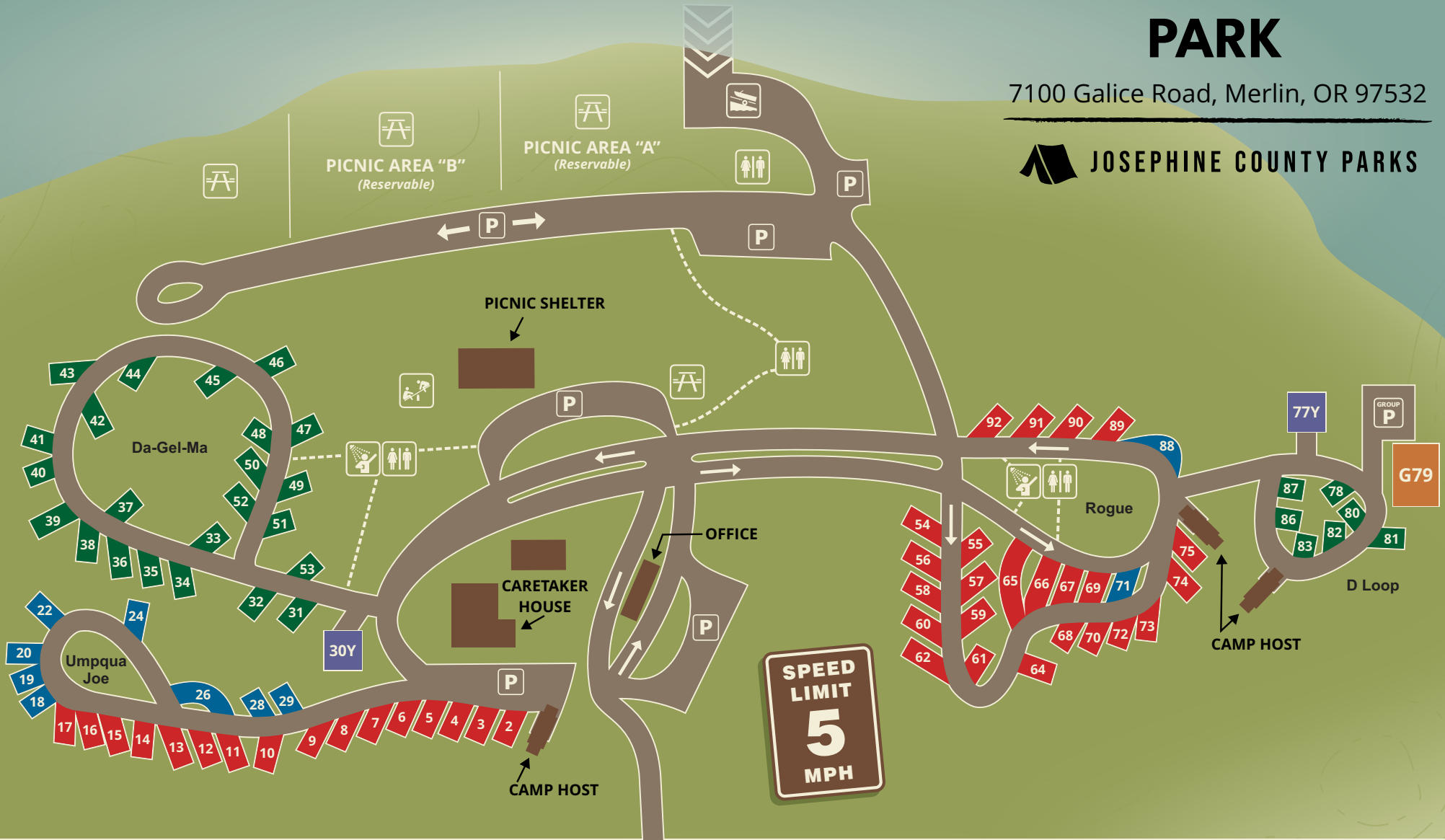


INDIAN MARY PARK

7100 Galice Road, Merlin, OR 97532

 JOSEPHINE COUNTY PARKS

















← TO GRAVES CREEK

GALICE ROAD

TO MERLIN →

Legend

-  SEWER, ELECTRIC, & WATER HOOK-UPS
-  WATER & ELECTRIC HOOK-UPS
-  TENT SITE, NO HOOK-UPS
-  GROUP SITE
-  YURT SITE
-  DRIVING PATH
-  WALKING PATH
-  PARKING
-  GROUP SITE PARKING
-  PLAYGROUND
-  BATHROOMS
-  SHOWERS
-  BOAT RAMP
-  DAY USE AREA

