



Josephine County Clerk's Office  
(541) 474-5243  
500 NW 6th Street  
Grants Pass, OR 97526  
[www.josephinecounty.gov](http://www.josephinecounty.gov)  
[clerk@josephinecounty.gov](mailto:clerk@josephinecounty.gov)


**Statement of Votes Cast  
May 17, 2022, Primary Election  
Josephine County, Oregon**

*State of Oregon,  
Josephine County) ss.*

**ABSTRACT OF VOTES**

I, Rhiannon Henkels, County Clerk & Recorder of said State and County do hereby certify that this report accurately summarizes the tally of votes cast at the May 17, 2022, Primary Election.

  
\_\_\_\_\_  
Rhiannon Henkels  
County Clerk & Recorder  
Josephine County, Oregon

  
\_\_\_\_\_  
Date

# SUMMARY REPORT

<b>TOTAL PRECINCTS REPORTED</b>	<b>47 OUT OF 47</b>
<b>TOTAL REGISTERED VOTERS</b>	<b>69,590</b>
<b>TOTAL BALLOTS CAST</b>	<b>29,377</b>
<b>TOTAL VOTER TURNOUT</b>	<b>42.21%</b>

Statement of Votes Cast by Geography  
Josephine, Primary 2022, May 17, 2022  
Certified Results 6-10-2022

All Precincts, All Districts, All Counter Groups, All ScanStations, All Contests, All Boxes  
Total Ballots Cast: 28921

---

Choice	Votes	Vote %
--------	-------	--------

---

All Precincts

**US Senator (DEM) (Vote for 1)**

**7624 ballots (0 over voted ballots, 0 overvotes, 404 undervotes)**

Ron Wyden	6175	85.53%
Brent Thompson	361	5.00%
William E Barlow III	571	7.91%
Write-in	113	1.57%
Total	7220	100.00%
Overvotes	0	
Undervotes	404	

**US Senator (REP) (Vote for 1)**

**14630 ballots (3 over voted ballots, 3 overvotes, 1673 undervotes)**

Darin Harbick	3582	27.65%
Sam Palmer	1339	10.34%
Jo Rae Perkins	5054	39.01%
Christopher C Christensen	981	7.57%
Ibra A Taher	250	1.93%
Robert M Fleming	282	2.18%
Jason Beebe	1355	10.46%
Write-in	111	0.86%
Total	12954	100.00%
Overvotes	3	
Undervotes	1673	

**US Representative, 2nd District (DEM) (Vote for 1)**

**7624 ballots (0 over voted ballots, 0 overvotes, 2014 undervotes)**

Adam Prine	1566	27.91%
Joe Yetter	3931	70.07%
Write-in	113	2.01%
Total	5610	100.00%
Overvotes	0	
Undervotes	2014	

**US Representative, 2nd District (REP) (Vote for 1)**

**14630 ballots (2 over voted ballots, 2 overvotes, 1654 undervotes)**

Mark Cavener	2857	22.02%
Katherine M Gallant	763	5.88%
Cliff S Bentz	9284	71.56%
Write-in	70	0.54%
Total	12974	100.00%
Overvotes	2	
Undervotes	1654	

**Governor (DEM) (Vote for 1)**

**7621 ballots (7 over voted ballots, 7 overvotes, 590 undervotes)**

Tobias Read	2629	37.43%
John Sweeney	75	1.07%
Patrick E Starnes	258	3.67%
Dave W Stauffer	55	0.78%
Peter W Hall	25	0.36%
Genevieve Wilson H	61	0.87%
Keisha Lanell Merchant	37	0.53%
Michael Cross	33	0.47%
George L Carrillo	131	1.87%
Tina Kotek	3097	44.09%
Michael Trimble	57	0.81%
Ifeanyichukwu C Diru	39	0.56%
Wilson R Bright	34	0.48%
Julian Bell	85	1.21%
David Beem	23	0.33%
Write-in	385	5.48%

Statement of Votes Cast by Geography  
Josephine, Primary 2022, May 17, 2022  
Certified Results 6-10-2022

All Precincts, All Districts, All Counter Groups, All ScanStations, All Contests, All Boxes  
Total Ballots Cast: 28921

---

Choice	Votes	Vote %
Total	7024	100.00%
Overvotes	7	
Undervotes	590	

**Governor (REP) (Vote for 1)**

**14625 ballots (2 over voted ballots, 2 overvotes, 505 undervotes)**

Amber R Richardson	119	0.84%
Bill Sizemore	512	3.63%
Stefan G Strek (Stregoi)	6	0.04%
Nick Hess	144	1.02%
John G Presco	9	0.06%
Bud Pierce	590	4.18%
Stan Pulliam	1090	7.72%
Kerry McQuisten	1012	7.17%
Tim McCloud	148	1.05%
Brandon C Merritt	142	1.01%
Reed Christensen	181	1.28%
Jessica Gomez	358	2.54%
Marc Thielman	1108	7.85%
Bob Tiernan	3039	21.53%
Christine Drazan	3439	24.36%
Court Boice	226	1.60%
Bridget Barton	1756	12.44%
Raymond Baldwin	23	0.16%
David A Burch	14	0.10%
Write-in	202	1.43%
Total	14118	100.00%
Overvotes	2	
Undervotes	505	

**State Representative, 3rd District (DEM) (Vote for 1)**

**6102 ballots (0 over voted ballots, 0 overvotes, 2109 undervotes)**

Brady W Keister	3887	97.35%
Write-in	106	2.65%
Total	3993	100.00%
Overvotes	0	
Undervotes	2109	

**State Representative, 3rd District (REP) (Vote for 1)**

**11066 ballots (0 over voted ballots, 0 overvotes, 2935 undervotes)**

Lily Morgan	7897	97.12%
Write-in	234	2.88%
Total	8131	100.00%
Overvotes	0	
Undervotes	2935	

**State Representative, 4th District (DEM) (Vote for 1)**

**1519 ballots (0 over voted ballots, 0 overvotes, 1451 undervotes)**

Write-in	68	100.00%
Total	68	100.00%
Overvotes	0	
Undervotes	1451	

**State Representative, 4th District (REP) (Vote for 1)**

**3559 ballots (1 over voted ballots, 1 overvotes, 1380 undervotes)**

Christine Goodwin	2131	97.84%
Write-in	47	2.16%
Total	2178	100.00%
Overvotes	1	
Undervotes	1380	

Statement of Votes Cast by Geography  
Josephine, Primary 2022, May 17, 2022  
Certified Results 6-10-2022

All Precincts, All Districts, All Counter Groups, All ScanStations, All Contests, All Boxes  
Total Ballots Cast: 28921

Choice	Votes	Vote %
<b>Commissioner of the Bureau of Labor and Industries (Vote for 1)</b>		
<b>28912 ballots (2 over voted ballots, 2 overvotes, 7430 undervotes)</b>		
Christina E Stephenson	6954	32.37%
Cheri Helt	5927	27.59%
Chris Henry	623	2.90%
Robert Neuman	1007	4.69%
Casey M Kulla	2925	13.62%
Brent T Barker	3431	15.97%
Aaron R Baca	450	2.09%
Write-in	163	0.76%
Total	21480	100.00%
Overvotes	2	
Undervotes	7430	
<b>Judge of the Supreme Court, Position 6 (Vote for 1)</b>		
<b>28912 ballots (0 over voted ballots, 0 overvotes, 13794 undervotes)</b>		
Roger J DeHoog	14606	96.61%
Write-in	512	3.39%
Total	15118	100.00%
Overvotes	0	
Undervotes	13794	
<b>Judge of the Court of Appeals, Position 3 (Vote for 1)</b>		
<b>28912 ballots (2 over voted ballots, 2 overvotes, 7131 undervotes)</b>		
Darleen Ortega	10452	47.99%
Vance Day	11201	51.43%
Write-in	126	0.58%
Total	21779	100.00%
Overvotes	2	
Undervotes	7131	
<b>Judge of the Court of Appeals, Position 5 (Vote for 1)</b>		
<b>28912 ballots (0 over voted ballots, 0 overvotes, 13439 undervotes)</b>		
Scott A Shorr	15005	96.98%
Write-in	468	3.02%
Total	15473	100.00%
Overvotes	0	
Undervotes	13439	
<b>Judge of the Court of Appeals, Position 8 (Vote for 1)</b>		
<b>28912 ballots (0 over voted ballots, 0 overvotes, 13793 undervotes)</b>		
Ramón A Pagán	14599	96.56%
Write-in	520	3.44%
Total	15119	100.00%
Overvotes	0	
Undervotes	13793	
<b>County Commissioner, Position 1 (Vote for 1)</b>		
<b>28912 ballots (31 over voted ballots, 31 overvotes, 2896 undervotes)</b>		
Gary Richardson	4773	18.37%
Mark F Jones	1521	5.85%
Mark J Seligman	1040	4.00%
Neigel Von Hruska	497	1.91%
James Day Ward Iii	284	1.09%
John West	9360	36.02%
Brian De La Grange	8157	31.39%
Jordan DeHarty	235	0.90%
Write-in	118	0.45%

Statement of Votes Cast by Geography  
 Josephine, Primary 2022, May 17, 2022  
 Certified Results 6-10-2022

All Precincts, All Districts, All Counter Groups, All ScanStations, All Contests, All Boxes  
 Total Ballots Cast: 28921

Choice	Votes	Vote %
Total	25985	100.00%
Overvotes	31	
Undervotes	2896	

**County Legal Counsel (Vote for 1)**

**28912 ballots (0 over voted ballots, 0 overvotes, 12004 undervotes)**

Wally Hicks	16458	97.34%
Write-in	450	2.66%
Total	16908	100.00%
Overvotes	0	
Undervotes	12004	

**17-105 Repeal of Josephine County Ordinance 2021-002 (Vote for 1)**

**28912 ballots (1 over voted ballots, 1 overvotes, 1312 undervotes)**

Yes	15251	55.26%
No	12348	44.74%
Total	27599	100.00%
Overvotes	1	
Undervotes	1312	

**17-106 Advisory question on Becoming Part of Idaho (Vote for 1)**

**28912 ballots (3 over voted ballots, 3 overvotes, 946 undervotes)**

Yes	13619	48.70%
No	14344	51.30%
Total	27963	100.00%
Overvotes	3	
Undervotes	946	

**Precinct Committee Person - Democrat - 01 Highland (DEM) (Vote for 19)**

**688 ballots (0 over voted ballots, 0 overvotes, 11906 undervotes)**

Loree Arthur	266	22.81%
Kerry Michele	248	21.27%
Barbra Villona	261	22.38%
Bob Bath	309	26.50%
Write-in	34	2.92%
Write-in	11	0.94%
Write-in	5	0.43%
Write-in	4	0.34%
Write-in	3	0.26%
Write-in	3	0.26%
Write-in	3	0.26%
Write-in	3	0.26%
Write-in	2	0.17%
Write-in	2	0.17%
Write-in	3	0.26%
Write-in	3	0.26%
Write-in	2	0.17%
Write-in	2	0.17%
Write-in	2	0.17%
Write-in	0	0.00%
Write-in	0	0.00%
Write-in	0	0.00%
Write-in	0	0.00%
Total	1166	100.00%
Overvotes	0	
Undervotes	11906	

**Precinct Committee Person - Republican - 01 Highland (REP) (Vote for 19)**

**993 ballots (0 over voted ballots, 0 overvotes, 17419 undervotes)**

Patrick W Ryan	311	21.48%
Mark L Collier	330	22.79%
Indra Nicholas	327	22.58%



Statement of Votes Cast by Geography  
 Josephine, Primary 2022, May 17, 2022  
 Certified Results 6-10-2022

All Precincts, All Districts, All Counter Groups, All ScanStations, All Contests, All Boxes  
 Total Ballots Cast: 28921

Choice	Votes	Vote %
Richard N Emmons	469	28.65%
Write-in	42	2.57%
Write-in	13	0.79%
Write-in	10	0.61%
Write-in	6	0.37%
Write-in	4	0.24%
Write-in	3	0.18%
Write-in	2	0.12%
Write-in	3	0.18%
Write-in	3	0.18%
Write-in	3	0.18%
Write-in	3	0.18%
Write-in	3	0.18%
Write-in	3	0.18%
Write-in	4	0.24%
Write-in	3	0.18%
Write-in	3	0.18%
Write-in	3	0.18%
Write-in	3	0.18%
Write-in	2	0.12%
Write-in	2	0.12%
Write-in	2	0.12%
Write-in	1	0.06%
Write-in	1	0.06%
Write-in	0	0.00%
Write-in	1	0.06%
Write-in	0	0.00%
Write-in	2	0.12%
Total	1637	100.00%
Overvotes	0	
Undervotes	36379	

**Precinct Committee Person - Democrat - 03 Lincoln (DEM) (Vote for 9)**  
**262 ballots (0 over voted ballots, 0 overvotes, 2199 undervotes)**

Dave Eye	127	79.87%
Write-in	8	5.03%
Write-in	5	3.14%
Write-in	5	3.14%
Write-in	4	2.52%
Write-in	3	1.89%
Write-in	2	1.26%
Write-in	2	1.26%
Write-in	2	1.26%
Write-in	1	0.63%
Total	159	100.00%
Overvotes	0	
Undervotes	2199	

**Precinct Committee Person - Republican - 03 Lincoln (REP) (Vote for 9)**  
**394 ballots (0 over voted ballots, 0 overvotes, 2581 undervotes)**

Kevin D Richmond	112	11.61%
Sue Stout	115	11.92%
Nancy E Heisser	124	12.85%
Lily Morgan	208	21.55%
Victoria Marshall	114	11.81%
Alan J Koebrick	115	11.92%
CarolAnne Durante	119	12.33%
Write-in	30	3.11%
Write-in	19	1.97%
Write-in	3	0.31%
Write-in	1	0.10%
Write-in	1	0.10%
Write-in	1	0.10%
Write-in	1	0.10%

Statement of Votes Cast by Geography  
 Josephine, Primary 2022, May 17, 2022  
 Certified Results 6-10-2022

All Precincts, All Districts, All Counter Groups, All ScanStations, All Contests, All Boxes  
 Total Ballots Cast: 28921

Choice	Votes	Vote %
Write-in	1	0.10%
Write-in	1	0.10%
Total	965	100.00%
Overvotes	0	
Undervotes	2581	

**Precinct Committee Person - Democrat - 04 Central (DEM) (Vote for 8)**  
**223 ballots (0 over voted ballots, 0 overvotes, 1667 undervotes)**

Leigh Cimino	111	94.87%
Write-in	4	3.42%
Write-in	1	0.85%
Write-in	1	0.85%
Write-in	0	0.00%
Write-in	0	0.00%
Write-in	0	0.00%
Write-in	0	0.00%
Write-in	0	0.00%
Total	117	100.00%
Overvotes	0	
Undervotes	1667	

**Precinct Committee Person - Republican - 04 Central (REP) (Vote for 8)**  
**280 ballots (0 over voted ballots, 0 overvotes, 2002 undervotes)**

Janet Lee Preston	107	44.96%
Kathy Coelho	90	37.82%
Write-in	13	5.46%
Write-in	6	2.52%
Write-in	5	2.10%
Write-in	5	2.10%
Write-in	4	1.68%
Write-in	4	1.68%
Write-in	2	0.84%
Write-in	2	0.84%
Total	238	100.00%
Overvotes	0	
Undervotes	2002	

**Precinct Committee Person - Democrat - 05 Riverside (DEM) (Vote for 9)**  
**206 ballots (0 over voted ballots, 0 overvotes, 1689 undervotes)**

Arden McConnell	86	52.12%
Robert M Brosius Jr	58	35.15%
Write-in	7	4.24%
Write-in	3	1.82%
Write-in	3	1.82%
Write-in	2	1.21%
Write-in	2	1.21%
Write-in	1	0.61%
Write-in	1	0.61%
Write-in	1	0.61%
Write-in	1	0.61%
Total	165	100.00%
Overvotes	0	
Undervotes	1689	

**Precinct Committee Person - Republican - 05 Riverside (REP) (Vote for 9)**  
**336 ballots (0 over voted ballots, 0 overvotes, 2852 undervotes)**

Bambi Bianchi	162	94.19%
Write-in	5	2.91%
Write-in	2	1.16%
Write-in	2	1.16%
Write-in	0	0.00%
Write-in	1	0.58%
Write-in	0	0.00%



Statement of Votes Cast by Geography  
 Josephine, Primary 2022, May 17, 2022  
 Certified Results 6-10-2022

All Precincts, All Districts, All Counter Groups, All ScanStations, All Contests, All Boxes  
 Total Ballots Cast: 28921

Choice	Votes	Vote %
Write-in	0	0.00%
Write-in	0	0.00%
Write-in	0	0.00%
Total	172	100.00%
Overvotes	0	
Undervotes	2852	

**Precinct Committee Person - Democrat - 06 Webster (DEM) (Vote for 5)**  
**150 ballots (0 over voted ballots, 0 overvotes, 459 undervotes)**

Vicky Palmerton	76	26.12%
Lynda Demsher	70	24.05%
Don Demsher	69	23.71%
Pat Bath	71	24.40%
Write-in	5	1.72%
Write-in	0	0.00%
Write-in	0	0.00%
Write-in	0	0.00%
Write-in	0	0.00%
Total	291	100.00%
Overvotes	0	
Undervotes	459	

**Precinct Committee Person - Republican - 06 Webster (REP) (Vote for 5)**  
**282 ballots (2 over voted ballots, 10 overvotes, 1186 undervotes)**

Richard M Asaro	92	42.99%
Michelle L Wilson-Bittinger	104	48.60%
Write-in	10	4.67%
Write-in	4	1.87%
Write-in	2	0.93%
Write-in	2	0.93%
Write-in	0	0.00%
Total	214	100.00%
Overvotes	10	
Undervotes	1186	

**Precinct Committee Person - Democrat - 07 Greenwood (DEM) (Vote for 13)**  
**324 ballots (0 over voted ballots, 0 overvotes, 4044 undervotes)**

Martha Murphy	148	88.10%
Write-in	6	3.57%
Write-in	2	1.19%
Write-in	1	0.60%
Write-in	2	1.19%
Write-in	1	0.60%
Write-in	1	0.60%
Write-in	1	0.60%
Write-in	1	0.60%
Write-in	1	0.60%
Write-in	1	0.60%
Write-in	1	0.60%
Write-in	1	0.60%
Write-in	1	0.60%
Write-in	1	0.60%
Write-in	1	0.60%
Total	168	100.00%
Overvotes	0	
Undervotes	4044	

**Precinct Committee Person - Republican - 07 Greenwood (REP) (Vote for 13)**  
**409 ballots (0 over voted ballots, 0 overvotes, 4927 undervotes)**

Lenora L Swift	118	30.26%
Mike Pelfrey	127	32.56%
Winnie	86	22.05%
Write-in	20	5.13%
Write-in	10	2.56%
Write-in	9	2.31%



Statement of Votes Cast by Geography  
Josephine, Primary 2022, May 17, 2022  
Certified Results 6-10-2022

All Precincts, All Districts, All Counter Groups, All ScanStations, All Contests, All Boxes  
Total Ballots Cast: 28921

---

Choice	Votes	Vote %
Write-in	2	0.19%
Total	1028	100.00%
Overvotes	0	
Undervotes	14362	

**Precinct Committee Person - Democrat - 09 Scoville (DEM) (Vote for 2)**  
**19 ballots (0 over voted ballots, 0 overvotes, 36 undervotes)**

Write-in	1	50.00%
Write-in	1	50.00%
Total	2	100.00%
Overvotes	0	
Undervotes	36	

**Precinct Committee Person - Republican - 09 Scoville (REP) (Vote for 2)**  
**57 ballots (0 over voted ballots, 0 overvotes, 108 undervotes)**

Write-in	4	66.67%
Write-in	2	33.33%
Total	6	100.00%
Overvotes	0	
Undervotes	108	

**Precinct Committee Person - Democrat - 10 Robertson (DEM) (Vote for 2)**  
**28 ballots (0 over voted ballots, 0 overvotes, 31 undervotes)**

Sylvia Marr	22	88.00%
Write-in	3	12.00%
Write-in	0	0.00%
Total	25	100.00%
Overvotes	0	
Undervotes	31	

**Precinct Committee Person - Republican - 10 Robertson (REP) (Vote for 2)**  
**76 ballots (0 over voted ballots, 0 overvotes, 101 undervotes)**

Melisa Biencourt	46	90.20%
Write-in	5	9.80%
Write-in	0	0.00%
Total	51	100.00%
Overvotes	0	
Undervotes	101	

**Precinct Committee Person - Democrat - 11 Beacon (DEM) (Vote for 2)**  
**38 ballots (0 over voted ballots, 0 overvotes, 75 undervotes)**

Write-in	1	100.00%
Write-in	0	0.00%
Total	1	100.00%
Overvotes	0	
Undervotes	75	

**Precinct Committee Person - Republican - 11 Beacon (REP) (Vote for 2)**  
**74 ballots (0 over voted ballots, 0 overvotes, 37 undervotes)**

Stan Morrow	55	49.55%
Kelly Morrow	54	48.65%
Write-in	1	0.90%
Write-in	1	0.90%
Total	111	100.00%
Overvotes	0	
Undervotes	37	

**Precinct Committee Person - Democrat - 12 River Road (DEM) (Vote for 2)**  
**49 ballots (0 over voted ballots, 0 overvotes, 98 undervotes)**

Write-in	0	0.00%
Write-in	0	0.00%

Statement of Votes Cast by Geography  
 Josephine, Primary 2022, May 17, 2022  
 Certified Results 6-10-2022

All Precincts, All Districts, All Counter Groups, All ScanStations, All Contests, All Boxes  
 Total Ballots Cast: 28921

Choice	Votes	Vote %
Total	0	0.00%
Overvotes	0	
Undervotes	98	

**Precinct Committee Person - Republican - 12 River Road (REP) (Vote for 2)**  
**71 ballots (0 over voted ballots, 0 overvotes, 59 undervotes)**

Rick Steigman	42	50.60%
Darin Fowler	41	49.40%
Write-in	0	0.00%
Write-in	0	0.00%
Total	83	100.00%
Overvotes	0	
Undervotes	59	

**Precinct Committee Person - Democrat - 13 Hamilton (DEM) (Vote for 2)**  
**34 ballots (0 over voted ballots, 0 overvotes, 43 undervotes)**

Constance Palaia	22	88.00%
Write-in	3	12.00%
Write-in	0	0.00%
Total	25	100.00%
Overvotes	0	
Undervotes	43	

**Precinct Committee Person - Republican - 13 Hamilton (REP) (Vote for 2)**  
**68 ballots (2 over voted ballots, 4 overvotes, 43 undervotes)**

Judy Ahrens	46	51.69%
Vivian Kirkpatrick-Pilger	39	43.82%
Write-in	3	3.37%
Write-in	1	1.12%
Total	89	100.00%
Overvotes	4	
Undervotes	43	

**Precinct Committee Person - Democrat - 14 Fort Vannoy (DEM) (Vote for 2)**  
**20 ballots (0 over voted ballots, 0 overvotes, 40 undervotes)**

Write-in	0	0.00%
Write-in	0	0.00%
Total	0	0.00%
Overvotes	0	
Undervotes	40	

**Precinct Committee Person - Republican - 14 Fort Vannoy (REP) (Vote for 2)**  
**33 ballots (0 over voted ballots, 0 overvotes, 23 undervotes)**

Bryan Welden	23	53.49%
Judi Fowler	19	44.19%
Write-in	0	0.00%
Write-in	1	2.33%
Total	43	100.00%
Overvotes	0	
Undervotes	23	

**Precinct Committee Person - Democrat - 15 Redwood (DEM) (Vote for 6)**  
**156 ballots (0 over voted ballots, 0 overvotes, 922 undervotes)**

Write-in	8	57.14%
Write-in	2	14.29%
Write-in	1	7.14%
Write-in	1	7.14%
Write-in	1	7.14%
Write-in	1	7.14%

Statement of Votes Cast by Geography  
 Josephine, Primary 2022, May 17, 2022  
 Certified Results 6-10-2022

All Precincts, All Districts, All Counter Groups, All ScanStations, All Contests, All Boxes  
 Total Ballots Cast: 28921

Choice	Votes	Vote %
Total	14	100.00%
Overvotes	0	
Undervotes	922	

**Precinct Committee Person - Republican - 15 Redwood (REP) (Vote for 6)**  
**441 ballots (0 over voted ballots, 0 overvotes, 2278 undervotes)**

Steve Raycraft	170	46.20%
Scott Marshall	185	50.27%
Write-in	7	1.90%
Write-in	3	0.82%
Write-in	2	0.54%
Write-in	1	0.27%
Write-in	0	0.00%
Write-in	0	0.00%
Total	368	100.00%
Overvotes	0	
Undervotes	2278	

**Precinct Committee Person - Democrat - 16 Camp Joy (DEM) (Vote for 2)**  
**29 ballots (0 over voted ballots, 0 overvotes, 58 undervotes)**

Write-in	0	0.00%
Write-in	0	0.00%
Total	0	0.00%
Overvotes	0	
Undervotes	58	

**Precinct Committee Person - Republican - 16 Camp Joy (REP) (Vote for 2)**  
**117 ballots (0 over voted ballots, 0 overvotes, 168 undervotes)**

Kelly Dominguez	65	98.48%
Write-in	1	1.52%
Write-in	0	0.00%
Total	66	100.00%
Overvotes	0	
Undervotes	168	

**Precinct Committee Person - Democrat - 17 Dimmick (DEM) (Vote for 6)**  
**207 ballots (0 over voted ballots, 0 overvotes, 1122 undervotes)**

Nancy J Wilson	104	86.67%
Write-in	4	3.33%
Write-in	3	2.50%
Write-in	3	2.50%
Write-in	3	2.50%
Write-in	3	2.50%
Write-in	0	0.00%
Total	120	100.00%
Overvotes	0	
Undervotes	1122	

**Precinct Committee Person - Republican - 17 Dimmick (REP) (Vote for 6)**  
**422 ballots (0 over voted ballots, 0 overvotes, 2335 undervotes)**

William Ghena	180	91.37%
Write-in	9	4.57%
Write-in	5	2.54%
Write-in	2	1.02%
Write-in	0	0.00%
Write-in	0	0.00%
Write-in	1	0.51%
Total	197	100.00%
Overvotes	0	
Undervotes	2335	





Statement of Votes Cast by Geography  
 Josephine, Primary 2022, May 17, 2022  
 Certified Results 6-10-2022

All Precincts, All Districts, All Counter Groups, All ScanStations, All Contests, All Boxes  
 Total Ballots Cast: 28921

Choice	Votes	Vote %
Write-in	0	0.00%
Write-in	0	0.00%
Total	2266	100.00%
Overvotes	14	
Undervotes	9480	

**Precinct Committee Person - Democrat - 22 New Hope (DEM) (Vote for 5)**  
**152 ballots (0 over voted ballots, 0 overvotes, 757 undervotes)**

Write-in	3	100.00%
Write-in	0	0.00%
Write-in	0	0.00%
Write-in	0	0.00%
Write-in	0	0.00%
Total	3	100.00%
Overvotes	0	
Undervotes	757	

**Precinct Committee Person - Republican - 22 New Hope (REP) (Vote for 5)**  
**429 ballots (0 over voted ballots, 0 overvotes, 952 undervotes)**

Arden Sleadd	235	19.70%
John Sleadd	238	19.95%
Voyla Steves	221	18.52%
Jim Brumbach	242	20.28%
Sherrill Brumbach	234	19.61%
Write-in	8	0.67%
Write-in	6	0.50%
Write-in	5	0.42%
Write-in	2	0.17%
Write-in	2	0.17%
Total	1193	100.00%
Overvotes	0	
Undervotes	952	

**Precinct Committee Person - Democrat - 23 Louse Creek (DEM) (Vote for 2)**  
**38 ballots (0 over voted ballots, 0 overvotes, 51 undervotes)**

Rebecca O Anderson	24	96.00%
Write-in	1	4.00%
Write-in	0	0.00%
Total	25	100.00%
Overvotes	0	
Undervotes	51	

**Precinct Committee Person - Republican - 23 Louse Creek (REP) (Vote for 2)**  
**153 ballots (0 over voted ballots, 0 overvotes, 217 undervotes)**

Vicki Blix	84	94.38%
Write-in	5	5.62%
Write-in	0	0.00%
Total	89	100.00%
Overvotes	0	
Undervotes	217	

**Precinct Committee Person - Democrat - 24 Allendale (DEM) (Vote for 2)**  
**78 ballots (0 over voted ballots, 0 overvotes, 149 undervotes)**

Write-in	6	85.71%
Write-in	1	14.29%
Total	7	100.00%
Overvotes	0	
Undervotes	149	



Statement of Votes Cast by Geography  
Josephine, Primary 2022, May 17, 2022  
Certified Results 6-10-2022

All Precincts, All Districts, All Counter Groups, All ScanStations, All Contests, All Boxes  
Total Ballots Cast: 28921

Choice	Votes	Vote %
<b>Precinct Committee Person - Republican - 24 Allendale (REP) (Vote for 2)</b>		
<b>213 ballots (0 over voted ballots, 0 overvotes, 214 undervotes)</b>		
Debra Musack	100	47.17%
John Chambers	110	51.89%
Write-in	1	0.47%
Write-in	1	0.47%
Total	212	100.00%
Overvotes	0	
Undervotes	214	
<b>Precinct Committee Person - Democrat - 25 Jones Creek (DEM) (Vote for 5)</b>		
<b>158 ballots (0 over voted ballots, 0 overvotes, 618 undervotes)</b>		
Libby Watts	85	49.42%
Terry Watts	78	45.35%
Write-in	5	2.91%
Write-in	2	1.16%
Write-in	2	1.16%
Write-in	0	0.00%
Write-in	0	0.00%
Total	172	100.00%
Overvotes	0	
Undervotes	618	
<b>Precinct Committee Person - Republican - 25 Jones Creek (REP) (Vote for 5)</b>		
<b>309 ballots (0 over voted ballots, 0 overvotes, 1120 undervotes)</b>		
Helen Scott	137	32.24%
Trenor Scott	121	28.47%
Steve Martin	139	32.71%
Write-in	17	4.00%
Write-in	10	2.35%
Write-in	1	0.24%
Write-in	0	0.00%
Write-in	0	0.00%
Total	425	100.00%
Overvotes	0	
Undervotes	1120	
<b>Precinct Committee Person - Democrat - 26 Board Shanty (DEM) (Vote for 4)</b>		
<b>92 ballots (0 over voted ballots, 0 overvotes, 358 undervotes)</b>		
Write-in	6	60.00%
Write-in	1	10.00%
Write-in	1	10.00%
Write-in	2	20.00%
Total	10	100.00%
Overvotes	0	
Undervotes	358	
<b>Precinct Committee Person - Republican - 26 Board Shanty (REP) (Vote for 4)</b>		
<b>185 ballots (0 over voted ballots, 0 overvotes, 729 undervotes)</b>		
Write-in	8	72.73%
Write-in	1	9.09%
Write-in	1	9.09%
Write-in	1	9.09%
Total	11	100.00%
Overvotes	0	
Undervotes	729	
<b>Precinct Committee Person - Democrat - 27 Wolf Creek (DEM) (Vote for 3)</b>		
<b>83 ballots (0 over voted ballots, 0 overvotes, 247 undervotes)</b>		
Write-in	1	50.00%
Write-in	1	50.00%
Write-in	0	0.00%

Statement of Votes Cast by Geography  
 Josephine, Primary 2022, May 17, 2022  
 Certified Results 6-10-2022

All Precincts, All Districts, All Counter Groups, All ScanStations, All Contests, All Boxes  
 Total Ballots Cast: 28921

Choice	Votes	Vote %
Total	2	100.00%
Overvotes	0	
Undervotes	247	

**Precinct Committee Person - Republican - 27 Wolf Creek (REP) (Vote for 3)**  
**110 ballots (0 over voted ballots, 0 overvotes, 312 undervotes)**

Write-in	12	66.67%
Write-in	3	16.67%
Write-in	3	16.67%
Total	18	100.00%
Overvotes	0	
Undervotes	312	

**Precinct Committee Person - Democrat - 28 Kerby (DEM) (Vote for 3)**  
**73 ballots (0 over voted ballots, 0 overvotes, 218 undervotes)**

Write-in	1	100.00%
Write-in	0	0.00%
Write-in	0	0.00%
Total	1	100.00%
Overvotes	0	
Undervotes	218	

**Precinct Committee Person - Republican - 28 Kerby (REP) (Vote for 3)**  
**128 ballots (0 over voted ballots, 0 overvotes, 373 undervotes)**

Write-in	7	63.64%
Write-in	2	18.18%
Write-in	2	18.18%
Total	11	100.00%
Overvotes	0	
Undervotes	373	

**Precinct Committee Person - Democrat - 29 West Colonial (DEM) (Vote for 2)**  
**4 ballots (0 over voted ballots, 0 overvotes, 7 undervotes)**

Write-in	1	100.00%
Write-in	0	0.00%
Total	1	100.00%
Overvotes	0	
Undervotes	7	

**Precinct Committee Person - Republican - 29 West Colonial (REP) (Vote for 2)**  
**15 ballots (0 over voted ballots, 0 overvotes, 29 undervotes)**

Write-in	1	100.00%
Write-in	0	0.00%
Total	1	100.00%
Overvotes	0	
Undervotes	29	

**Precinct Committee Person - Democrat - 30 Cave Junction (DEM) (Vote for 6)**  
**170 ballots (0 over voted ballots, 0 overvotes, 824 undervotes)**

Wayne Patrick Overlin	70	35.71%
Anita R Savio	88	44.90%
Write-in	15	7.65%
Write-in	7	3.57%
Write-in	7	3.57%
Write-in	6	3.06%
Write-in	2	1.02%
Write-in	1	0.51%
Total	196	100.00%
Overvotes	0	
Undervotes	824	

Statement of Votes Cast by Geography  
 Josephine, Primary 2022, May 17, 2022  
 Certified Results 6-10-2022

All Precincts, All Districts, All Counter Groups, All ScanStations, All Contests, All Boxes  
 Total Ballots Cast: 28921

Choice	Votes	Vote %
<b>Precinct Committee Person - Republican - 30 Cave Junction (REP) (Vote for 6)</b>		
<b>211 ballots (0 over voted ballots, 0 overvotes, 1143 undervotes)</b>		
Linda I Prince	110	89.43%
Write-in	7	5.69%
Write-in	3	2.44%
Write-in	1	0.81%
Write-in	1	0.81%
Write-in	1	0.81%
Write-in	0	0.00%
Total	123	100.00%
Overvotes	0	
Undervotes	1143	

**Precinct Committee Person - Democrat - 31 Bridgeview (DEM) (Vote for 16)**  
**569 ballots (0 over voted ballots, 0 overvotes, 8632 undervotes)**

Nancy Lindquist	250	52.97%
Ray Wilberg	173	36.65%
Write-in	21	4.45%
Write-in	7	1.48%
Write-in	6	1.27%
Write-in	5	1.06%
Write-in	3	0.64%
Write-in	3	0.64%
Write-in	3	0.64%
Write-in	1	0.21%
Write-in	0	0.00%
Write-in	0	0.00%
Write-in	0	0.00%
Write-in	0	0.00%
Write-in	0	0.00%
Write-in	0	0.00%
Write-in	0	0.00%
Write-in	0	0.00%
Total	472	100.00%
Overvotes	0	
Undervotes	8632	

**Precinct Committee Person - Republican - 31 Bridgeview (REP) (Vote for 16)**  
**536 ballots (0 over voted ballots, 0 overvotes, 6547 undervotes)**

Joshua A Robinson	276	13.60%
Sarah F Robinson	272	13.41%
Zachary W Robinson	279	13.75%
Matthew L Robinson	267	13.16%
Rebekah Avery	192	9.46%
Karen Darnell	194	9.56%
David L Darnell	197	9.71%
Michelle Binker	221	10.89%
Write-in	44	2.17%
Write-in	24	1.18%
Write-in	19	0.94%
Write-in	13	0.64%
Write-in	8	0.39%
Write-in	7	0.34%
Write-in	7	0.34%
Write-in	7	0.34%
Write-in	0	0.00%
Write-in	0	0.00%
Write-in	0	0.00%
Write-in	0	0.00%
Write-in	0	0.00%
Write-in	0	0.00%
Write-in	0	0.00%
Write-in	0	0.00%
Write-in	1	0.05%
Write-in	1	0.05%

Statement of Votes Cast by Geography  
 Josephine, Primary 2022, May 17, 2022  
 Certified Results 6-10-2022

All Precincts, All Districts, All Counter Groups, All ScanStations, All Contests, All Boxes  
 Total Ballots Cast: 28921

Choice	Votes	Vote %
Total	2029	100.00%
Overvotes	0	
Undervotes	6547	

**Precinct Committee Person - Democrat - 32 Mt. Peavine (DEM) (Vote for 2)**  
**38 ballots (0 over voted ballots, 0 overvotes, 75 undervotes)**

Write-in	1	100.00%
Write-in	0	0.00%
Total	1	100.00%
Overvotes	0	
Undervotes	75	

**Precinct Committee Person - Republican - 32 Mt. Peavine (REP) (Vote for 2)**  
**68 ballots (0 over voted ballots, 0 overvotes, 130 undervotes)**

Write-in	5	83.33%
Write-in	1	16.67%
Total	6	100.00%
Overvotes	0	
Undervotes	130	

**Precinct Committee Person - Democrat - 33 Ferry (DEM) (Vote for 4)**  
**95 ballots (0 over voted ballots, 0 overvotes, 290 undervotes)**

Michael Storms	42	46.67%
Colette Storms	42	46.67%
Write-in	4	4.44%
Write-in	2	2.22%
Write-in	0	0.00%
Write-in	0	0.00%
Total	90	100.00%
Overvotes	0	
Undervotes	290	

**Precinct Committee Person - Republican - 33 Ferry (REP) (Vote for 4)**  
**199 ballots (0 over voted ballots, 0 overvotes, 586 undervotes)**

Dottie Swartz	76	36.19%
Sean Harvey	66	31.43%
Mary Harvey	61	29.05%
Write-in	7	3.33%
Write-in	0	0.00%
Write-in	0	0.00%
Write-in	0	0.00%
Total	210	100.00%
Overvotes	0	
Undervotes	586	

**Precinct Committee Person - Democrat - 34 Illinois (DEM) (Vote for 2)**  
**69 ballots (0 over voted ballots, 0 overvotes, 135 undervotes)**

Write-in	3	100.00%
Write-in	0	0.00%
Total	3	100.00%
Overvotes	0	
Undervotes	135	

**Precinct Committee Person - Republican - 34 Illinois (REP) (Vote for 2)**  
**95 ballots (0 over voted ballots, 0 overvotes, 178 undervotes)**

Write-in	6	50.00%
Write-in	6	50.00%
Total	12	100.00%
Overvotes	0	
Undervotes	178	

Statement of Votes Cast by Geography  
 Josephine, Primary 2022, May 17, 2022  
 Certified Results 6-10-2022

All Precincts, All Districts, All Counter Groups, All ScanStations, All Contests, All Boxes  
 Total Ballots Cast: 28921

Choice	Votes	Vote %
<b>Precinct Committee Person - Democrat - 35 Merlin (DEM) (Vote for 4)</b>		
<b>109 ballots (0 over voted ballots, 0 overvotes, 434 undervotes)</b>		
Write-in	2	100.00%
Write-in	0	0.00%
Write-in	0	0.00%
Write-in	0	0.00%
Total	2	100.00%
Overvotes	0	
Undervotes	434	
<b>Precinct Committee Person - Republican - 35 Merlin (REP) (Vote for 4)</b>		
<b>262 ballots (0 over voted ballots, 0 overvotes, 845 undervotes)</b>		
Georglyn K Lamphier	83	40.89%
William R Hunker	115	56.65%
Write-in	4	1.97%
Write-in	1	0.49%
Write-in	0	0.00%
Write-in	0	0.00%
Total	203	100.00%
Overvotes	0	
Undervotes	845	
<b>Precinct Committee Person - Democrat - 36 Findley Bend (DEM) (Vote for 10)</b>		
<b>260 ballots (1 over voted ballots, 10 overvotes, 2442 undervotes)</b>		
Rhonda Lawrence	129	87.16%
Write-in	7	4.73%
Write-in	2	1.35%
Write-in	2	1.35%
Write-in	2	1.35%
Write-in	2	1.35%
Write-in	1	0.68%
Write-in	1	0.68%
Write-in	1	0.68%
Write-in	1	0.68%
Write-in	0	0.00%
Total	148	100.00%
Overvotes	10	
Undervotes	2442	
<b>Precinct Committee Person - Republican - 36 Findley Bend (REP) (Vote for 10)</b>		
<b>596 ballots (1 over voted ballots, 10 overvotes, 3606 undervotes)</b>		
Richard L Reaza	243	10.37%
Deborah K Reaza	241	10.28%
James William Reese	247	10.54%
Nancy L Reese	254	10.84%
Ron Ruby	247	10.54%
Larry J West	257	10.96%
Cheryl Bateman-Hartin	252	10.75%
Andreas J Blech	247	10.54%
Mary Berns	249	10.62%
Write-in	67	2.86%
Write-in	10	0.43%
Write-in	6	0.26%
Write-in	5	0.21%
Write-in	4	0.17%
Write-in	4	0.17%
Write-in	3	0.13%
Write-in	3	0.13%
Write-in	3	0.13%
Write-in	2	0.09%

Statement of Votes Cast by Geography  
 Josephine, Primary 2022, May 17, 2022  
 Certified Results 6-10-2022

All Precincts, All Districts, All Counter Groups, All ScanStations, All Contests, All Boxes  
 Total Ballots Cast: 28921

Choice	Votes	Vote %
Total	2344	100.00%
Overvotes	10	
Undervotes	3606	

**Precinct Committee Person - Democrat - 37 Selma (DEM) (Vote for 6)**  
**196 ballots (0 over voted ballots, 0 overvotes, 969 undervotes)**

Jerry Allen	95	45.89%
David Bianco	75	36.23%
Write-in	10	4.83%
Write-in	7	3.38%
Write-in	5	2.42%
Write-in	5	2.42%
Write-in	5	2.42%
Write-in	5	2.42%
Total	207	100.00%
Overvotes	0	
Undervotes	969	

**Precinct Committee Person - Republican - 37 Selma (REP) (Vote for 6)**  
**316 ballots (0 over voted ballots, 0 overvotes, 1865 undervotes)**

Write-in	14	45.16%
Write-in	5	16.13%
Write-in	4	12.90%
Write-in	4	12.90%
Write-in	2	6.45%
Write-in	2	6.45%
Total	31	100.00%
Overvotes	0	
Undervotes	1865	

**Precinct Committee Person - Democrat - 38 Slate Creek (DEM) (Vote for 13)**  
**331 ballots (0 over voted ballots, 0 overvotes, 4097 undervotes)**

Brady W Keister	177	85.92%
Write-in	6	2.91%
Write-in	4	1.94%
Write-in	4	1.94%
Write-in	3	1.46%
Write-in	2	0.97%
Write-in	2	0.97%
Write-in	2	0.97%
Write-in	1	0.49%
Write-in	1	0.49%
Write-in	1	0.49%
Write-in	1	0.49%
Write-in	1	0.49%
Write-in	1	0.49%
Write-in	1	0.49%
Total	206	100.00%
Overvotes	0	
Undervotes	4097	

**Precinct Committee Person - Republican - 38 Slate Creek (REP) (Vote for 13)**  
**725 ballots (1 over voted ballots, 13 overvotes, 8310 undervotes)**

Michael C Stubbs	258	23.41%
Matthew Morsa	259	23.50%
Susan Cabrera	261	23.68%
Candy Kaiser	272	24.68%
Write-in	29	2.63%
Write-in	12	1.09%
Write-in	6	0.54%
Write-in	2	0.18%
Write-in	2	0.18%
Write-in	0	0.00%
Write-in	0	0.00%

Statement of Votes Cast by Geography  
 Josephine, Primary 2022, May 17, 2022  
 Certified Results 6-10-2022

All Precincts, All Districts, All Counter Groups, All ScanStations, All Contests, All Boxes  
 Total Ballots Cast: 28921

Choice	Votes	Vote %
Write-in	0	0.00%
Write-in	0	0.00%
Write-in	0	0.00%
Write-in	0	0.00%
Write-in	0	0.00%
Write-in	1	0.09%
Total	1102	100.00%
Overvotes	13	
Undervotes	8310	

**Precinct Committee Person - Democrat - 39 Lucky Queen (DEM) (Vote for 6)**  
**181 ballots (0 over voted ballots, 0 overvotes, 717 undervotes)**

Brian Clark	93	25.20%
Richard (Rick) Flora	84	22.76%
Kelly Deichler	91	24.66%
Fred Deichler	82	22.22%
Write-in	11	2.98%
Write-in	8	2.17%
Write-in	0	0.00%
Write-in	0	0.00%
Write-in	0	0.00%
Write-in	0	0.00%
Total	369	100.00%
Overvotes	0	
Undervotes	717	

**Precinct Committee Person - Republican - 39 Lucky Queen (REP) (Vote for 6)**  
**461 ballots (0 over voted ballots, 0 overvotes, 1461 undervotes)**

Jonathan Aslakson	220	16.86%
James V Siano Sr	209	16.02%
Holli Morton	218	16.70%
Terri Millard	225	17.24%
Donna Nicely	205	15.71%
Marla Kasdorf	214	16.40%
Write-in	7	0.54%
Write-in	3	0.23%
Write-in	1	0.08%
Write-in	1	0.08%
Write-in	1	0.08%
Write-in	1	0.08%
Total	1305	100.00%
Overvotes	0	
Undervotes	1461	

**Precinct Committee Person - Democrat - 40 Williams (DEM) (Vote for 4)**  
**170 ballots (0 over voted ballots, 0 overvotes, 676 undervotes)**

Write-in	3	75.00%
Write-in	1	25.00%
Write-in	0	0.00%
Write-in	0	0.00%
Total	4	100.00%
Overvotes	0	
Undervotes	676	

**Precinct Committee Person - Republican - 40 Williams (REP) (Vote for 4)**  
**157 ballots (0 over voted ballots, 0 overvotes, 524 undervotes)**

Bill Ertel	96	92.31%
Write-in	4	3.85%
Write-in	2	1.92%
Write-in	2	1.92%
Write-in	0	0.00%

Statement of Votes Cast by Geography  
 Josephine, Primary 2022, May 17, 2022  
 Certified Results 6-10-2022

All Precincts, All Districts, All Counter Groups, All ScanStations, All Contests, All Boxes  
 Total Ballots Cast: 28921

Choice	Votes	Vote %
Total	104	100.00%
Overvotes	0	
Undervotes	524	

**Precinct Committee Person - Democrat - 41 Colonial (DEM) (Vote for 2)**  
**8 ballots (0 over voted ballots, 0 overvotes, 15 undervotes)**

Write-in	1	100.00%
Write-in	0	0.00%
Total	1	100.00%
Overvotes	0	
Undervotes	15	

**Precinct Committee Person - Republican - 41 Colonial (REP) (Vote for 2)**  
**29 ballots (0 over voted ballots, 0 overvotes, 57 undervotes)**

Write-in	1	100.00%
Write-in	0	0.00%
Total	1	100.00%
Overvotes	0	
Undervotes	57	

**Precinct Committee Person - Democrat - 42 North Valley (DEM) (Vote for 9)**  
**203 ballots (0 over voted ballots, 0 overvotes, 1822 undervotes)**

Write-in	4	80.00%
Write-in	1	20.00%
Write-in	0	0.00%
Write-in	0	0.00%
Write-in	0	0.00%
Write-in	0	0.00%
Write-in	0	0.00%
Write-in	0	0.00%
Write-in	0	0.00%
Write-in	0	0.00%
Total	5	100.00%
Overvotes	0	
Undervotes	1822	

**Precinct Committee Person - Republican - 42 North Valley (REP) (Vote for 9)**  
**553 ballots (0 over voted ballots, 0 overvotes, 4012 undervotes)**

Ron Smith	282	29.22%
DeeDee Lovelady	168	17.41%
Ron Lamb	162	16.79%
Lucille S Lamb	156	16.17%
Rex Bixby	164	16.99%
Write-in	19	1.97%
Write-in	7	0.73%
Write-in	5	0.52%
Write-in	2	0.21%
Write-in	0	0.00%
Write-in	0	0.00%
Write-in	0	0.00%
Write-in	0	0.00%
Write-in	0	0.00%
Total	965	100.00%
Overvotes	0	
Undervotes	4012	

**Precinct Committee Person - Democrat - 43 Pleasant Valley (DEM) (Vote for 4)**  
**140 ballots (0 over voted ballots, 0 overvotes, 423 undervotes)**

Lynda Spangler	76	55.47%
Michael Joseph Terry	52	37.96%
Write-in	5	3.65%
Write-in	4	2.92%
Write-in	0	0.00%



Statement of Votes Cast by Geography  
 Josephine, Primary 2022, May 17, 2022  
 Certified Results 6-10-2022

All Precincts, All Districts, All Counter Groups, All ScanStations, All Contests, All Boxes  
 Total Ballots Cast: 28921

Choice	Votes	Vote %
Write-in	0	0.00%
Total	137	100.00%
Overvotes	0	
Undervotes	423	

**Precinct Committee Person - Republican - 43 Pleasant Valley (REP) (Vote for 4)**  
**368 ballots (0 over voted ballots, 0 overvotes, 1152 undervotes)**

Brenda Sisson	136	42.50%
Jim Hicks	168	52.50%
Write-in	11	3.44%
Write-in	4	1.25%
Write-in	1	0.31%
Write-in	0	0.00%
Total	320	100.00%
Overvotes	0	
Undervotes	1152	

**Precinct Committee Person - Democrat - 44 Illinois River (DEM) (Vote for 2)**  
**25 ballots (0 over voted ballots, 0 overvotes, 20 undervotes)**

Dorothy Yetter	16	53.33%
Debbie Dean	14	46.67%
Write-in	0	0.00%
Write-in	0	0.00%
Total	30	100.00%
Overvotes	0	
Undervotes	20	

**Precinct Committee Person - Republican - 44 Illinois River (REP) (Vote for 2)**  
**34 ballots (0 over voted ballots, 0 overvotes, 68 undervotes)**

Write-in	0	0.00%
Write-in	0	0.00%
Total	0	0.00%
Overvotes	0	
Undervotes	68	

**Precinct Committee Person - Democrat - 45 North Applegate (DEM) (Vote for 2)**  
**13 ballots (0 over voted ballots, 0 overvotes, 26 undervotes)**

Write-in	0	0.00%
Write-in	0	0.00%
Total	0	0.00%
Overvotes	0	
Undervotes	26	

**Precinct Committee Person - Republican - 45 North Applegate (REP) (Vote for 2)**  
**40 ballots (0 over voted ballots, 0 overvotes, 80 undervotes)**

Write-in	0	0.00%
Write-in	0	0.00%
Total	0	0.00%
Overvotes	0	
Undervotes	80	

**Precinct Committee Person - Democrat - 46 Powell Creek (DEM) (Vote for 2)**  
**34 ballots (0 over voted ballots, 0 overvotes, 67 undervotes)**

Write-in	1	100.00%
Write-in	0	0.00%
Total	1	100.00%
Overvotes	0	
Undervotes	67	

Statement of Votes Cast by Geography  
Josephine, Primary 2022, May 17, 2022  
Certified Results 6-10-2022

All Precincts, All Districts, All Counter Groups, All ScanStations, All Contests, All Boxes  
Total Ballots Cast: 28921

<b>Choice</b>	<b>Votes</b>	<b>Vote %</b>
<b>Precinct Committee Person - Republican - 46 Powell Creek (REP) (Vote for 2)</b>		
<b>69 ballots (0 over voted ballots, 0 overvotes, 136 undervotes)</b>		
Write-in	1	50.00%
Write-in	1	50.00%
Total	2	100.00%
Overvotes	0	
Undervotes	136	
<b>Precinct Committee Person - Democrat - 47 Crestview (DEM) (Vote for 2)</b>		
<b>21 ballots (0 over voted ballots, 0 overvotes, 42 undervotes)</b>		
Write-in	0	0.00%
Write-in	0	0.00%
Total	0	0.00%
Overvotes	0	
Undervotes	42	
<b>Precinct Committee Person - Republican - 47 Crestview (REP) (Vote for 2)</b>		
<b>46 ballots (0 over voted ballots, 0 overvotes, 84 undervotes)</b>		
Write-in	5	62.50%
Write-in	3	37.50%
Total	8	100.00%
Overvotes	0	
Undervotes	84	



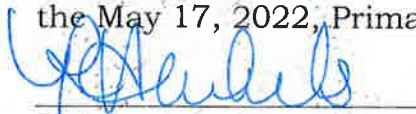
Josephine County Clerk's Office  
(541) 474-5243  
500 NW 6th Street  
Grants Pass, OR 97526  
[www.josephinecounty.gov](http://www.josephinecounty.gov)  
[clerk@josephinecounty.gov](mailto:clerk@josephinecounty.gov)

**Statement of Votes Cast  
May 17, 2022, Primary Election  
Josephine County, Oregon**

*State of Oregon,  
Josephine County) ss.*

**ABSTRACT OF VOTES**

I, Rhiannon Henkels, County Clerk & Recorder of said State and County do hereby certify that this report accurately summarizes the tally of votes cast at the May 17, 2022, Primary Election.



Rhiannon Henkels  
County Clerk & Recorder  
Josephine County, Oregon



Date

# PRECINCT LEVEL RESULTS

TOTAL PRECINCTS REPORTED	47 OUT OF 47
TOTAL REGISTERED VOTERS	69,590
TOTAL BALLOTS CAST	29,377
TOTAL VOTER TURNOUT	42.21%

## Statement of Votes Cast by Geography

Page: 1 of 171

Josephine, Primary 2022, May 17, 2022

Certified Precinct Level Results 6-10-2022

All Precincts, All Districts, All Counter Groups, All ScanStations, All Contests, All Boxes

Total Ballots Cast: 28921

Choice	Votes	Vote %
--------	-------	--------

**Precinct 01****US Senator (DEM) (Vote for 1)****688 ballots (0 over voted ballots, 0 overvotes, 36 undervotes)**

Ron Wyden	564	86.50%
Brent Thompson	24	3.68%
William E Barlow III	53	8.13%
Write-in	11	1.69%
Total	652	100.00%
Overvotes	0	
Undervotes	36	

**US Senator (REP) (Vote for 1)****993 ballots (0 over voted ballots, 0 overvotes, 127 undervotes)**

Darin Harbick	249	28.75%
Sam Palmer	93	10.74%
Jo Rae Perkins	334	38.57%
Christopher C Christensen	57	6.58%
Ibra A Taher	15	1.73%
Robert M Fleming	24	2.77%
Jason Beebe	80	9.24%
Write-in	14	1.62%
Total	866	100.00%
Overvotes	0	
Undervotes	127	

**US Representative, 2nd District (DEM) (Vote for 1)****688 ballots (0 over voted ballots, 0 overvotes, 179 undervotes)**

Adam Prine	151	29.67%
Joe Yetter	349	68.57%
Write-in	9	1.77%
Total	509	100.00%
Overvotes	0	
Undervotes	179	

**US Representative, 2nd District (REP) (Vote for 1)****993 ballots (0 over voted ballots, 0 overvotes, 95 undervotes)**

Mark Cavener	152	16.93%
Katherine M Gallant	54	6.01%
Cliff S Bentz	685	76.28%
Write-in	7	0.78%
Total	898	100.00%
Overvotes	0	
Undervotes	95	

**Governor (DEM) (Vote for 1)****688 ballots (1 over voted ballots, 1 overvotes, 36 undervotes)**

Tobias Read	256	39.32%
John Sweeney	6	0.92%
Patrick E Starnes	14	2.15%
Dave W Stauffer	6	0.92%
Peter W Hall	2	0.31%
Genevieve Wilson H	6	0.92%
Keisha Lanell Merchant	2	0.31%
Michael Cross	1	0.15%
George L Carrillo	10	1.54%
Tina Kotek	308	47.31%
Michael Trimble	2	0.31%
Ifeanyichukwu C Diru	2	0.31%
Wilson R Bright	1	0.15%
Julian Bell	4	0.61%
David Beem	0	0.00%
Write-in	31	4.76%

Statement of Votes Cast by Geography  
 Josephine, Primary 2022, May 17, 2022  
 Certified Precinct Level Results 6-10-2022

All Precincts, All Districts, All Counter Groups, All ScanStations, All Contests, All Boxes  
 Total Ballots Cast: 28921

Choice	Votes	Vote %
Total	651	100.00%
Overvotes	1	
Undervotes	36	

**Governor (REP) (Vote for 1)**

**993 ballots (0 over voted ballots, 0 overvotes, 49 undervotes)**

Amber R Richardson	2	0.21%
Bill Sizemore	32	3.39%
Stefan G Strek (Stregoi)	0	0.00%
Nick Hess	11	1.17%
John G Presco	0	0.00%
Bud Pierce	51	5.40%
Stan Pulliam	63	6.67%
Kerry McQuisten	62	6.57%
Tim McCloud	11	1.17%
Brandon C Merritt	13	1.38%
Reed Christensen	6	0.64%
Jessica Gomez	30	3.18%
Marc Thielman	60	6.36%
Bob Tiernan	226	23.94%
Christine Drazan	231	24.47%
Court Boice	7	0.74%
Bridget Barton	117	12.39%
Raymond Baldwin	2	0.21%
David A Burch	1	0.11%
Write-in	19	2.01%
Total	944	100.00%
Overvotes	0	
Undervotes	49	

**State Representative, 3rd District (DEM) (Vote for 1)**

**688 ballots (0 over voted ballots, 0 overvotes, 237 undervotes)**

Brady W Keister	442	98.00%
Write-in	9	2.00%
Total	451	100.00%
Overvotes	0	
Undervotes	237	

**State Representative, 3rd District (REP) (Vote for 1)**

**993 ballots (0 over voted ballots, 0 overvotes, 260 undervotes)**

Lily Morgan	714	97.41%
Write-in	19	2.59%
Total	733	100.00%
Overvotes	0	
Undervotes	260	

**Commissioner of the Bureau of Labor and Industries (Vote for 1)**

**2156 ballots (1 over voted ballots, 1 overvotes, 569 undervotes)**

Christina E Stephenson	616	38.84%
Cheri Helt	393	24.78%
Chris Henry	57	3.59%
Robert Neuman	65	4.10%
Casey M Kulla	197	12.42%
Brent T Barker	217	13.68%
Aaron R Baca	30	1.89%
Write-in	11	0.69%
Total	1586	100.00%
Overvotes	1	
Undervotes	569	

Statement of Votes Cast by Geography  
 Josephine, Primary 2022, May 17, 2022  
 Certified Precinct Level Results 6-10-2022

All Precincts, All Districts, All Counter Groups, All ScanStations, All Contests, All Boxes  
 Total Ballots Cast: 28921

Choice	Votes	Vote %
<b>Judge of the Supreme Court, Position 6 (Vote for 1)</b>		
<b>2156 ballots (0 over voted ballots, 0 overvotes, 987 undervotes)</b>		
Roger J DeHoog	1136	97.18%
Write-in	33	2.82%
Total	1169	100.00%
Overvotes	0	
Undervotes	987	
<b>Judge of the Court of Appeals, Position 3 (Vote for 1)</b>		
<b>2156 ballots (0 over voted ballots, 0 overvotes, 520 undervotes)</b>		
Darleen Ortega	951	58.13%
Vance Day	674	41.20%
Write-in	11	0.67%
Total	1636	100.00%
Overvotes	0	
Undervotes	520	
<b>Judge of the Court of Appeals, Position 5 (Vote for 1)</b>		
<b>2156 ballots (0 over voted ballots, 0 overvotes, 958 undervotes)</b>		
Scott A Shorr	1167	97.41%
Write-in	31	2.59%
Total	1198	100.00%
Overvotes	0	
Undervotes	958	
<b>Judge of the Court of Appeals, Position 8 (Vote for 1)</b>		
<b>2156 ballots (0 over voted ballots, 0 overvotes, 991 undervotes)</b>		
Ramón A Pagán	1131	97.08%
Write-in	34	2.92%
Total	1165	100.00%
Overvotes	0	
Undervotes	991	
<b>County Commissioner, Position 1 (Vote for 1)</b>		
<b>2156 ballots (5 over voted ballots, 5 overvotes, 180 undervotes)</b>		
Gary Richardson	423	21.46%
Mark F Jones	95	4.82%
Mark J Seligman	50	2.54%
Neigel Von Hruska	38	1.93%
James Day Ward Iii	25	1.27%
John West	518	26.28%
Brian De La Grange	803	40.74%
Jordan DeHarty	12	0.61%
Write-in	7	0.36%
Total	1971	100.00%
Overvotes	5	
Undervotes	180	
<b>County Legal Counsel (Vote for 1)</b>		
<b>2156 ballots (0 over voted ballots, 0 overvotes, 866 undervotes)</b>		
Wally Hicks	1259	97.60%
Write-in	31	2.40%
Total	1290	100.00%
Overvotes	0	
Undervotes	866	
<b>17-105 Repeal of Josephine County Ordinance 2021-002 (Vote for 1)</b>		
<b>2156 ballots (1 over voted ballots, 1 overvotes, 120 undervotes)</b>		
Yes	850	41.77%
No	1185	58.23%

Statement of Votes Cast by Geography  
 Josephine, Primary 2022, May 17, 2022  
 Certified Precinct Level Results 6-10-2022

All Precincts, All Districts, All Counter Groups, All ScanStations, All Contests, All Boxes  
 Total Ballots Cast: 28921

Choice	Votes	Vote %
Total	2035	100.00%
Overvotes	1	
Undervotes	120	

**17-106 Advisory question on Becoming Part of Idaho (Vote for 1)**

**2156 ballots (1 over voted ballots, 1 overvotes, 73 undervotes)**

Yes	823	39.53%
No	1259	60.47%
Total	2082	100.00%
Overvotes	1	
Undervotes	73	

**Precinct Committee Person - Democrat - 01 Highland (DEM) (Vote for 19)**

**688 ballots (0 over voted ballots, 0 overvotes, 11906 undervotes)**

Loree Arthur	266	22.81%
Kerry Michele	248	21.27%
Barbra Villona	261	22.38%
Bob Bath	309	26.50%
Write-in	34	2.92%
Write-in	11	0.94%
Write-in	5	0.43%
Write-in	4	0.34%
Write-in	3	0.26%
Write-in	3	0.26%
Write-in	3	0.26%
Write-in	3	0.26%
Write-in	2	0.17%
Write-in	2	0.17%
Write-in	3	0.26%
Write-in	3	0.26%
Write-in	2	0.17%
Write-in	2	0.17%
Write-in	2	0.17%
Write-in	2	0.17%
Write-in	0	0.00%
Write-in	0	0.00%
Write-in	0	0.00%
Write-in	0	0.00%
Total	1166	100.00%
Overvotes	0	
Undervotes	11906	

**Precinct Committee Person - Republican - 01 Highland (REP) (Vote for 19)**

**993 ballots (0 over voted ballots, 0 overvotes, 17419 undervotes)**

Patrick W Ryan	311	21.48%
Mark L Collier	330	22.79%
Indra Nicholas	327	22.58%
Linda L Bradley	329	22.72%
Write-in	53	3.66%
Write-in	19	1.31%
Write-in	15	1.04%
Write-in	11	0.76%
Write-in	8	0.55%
Write-in	7	0.48%
Write-in	7	0.48%
Write-in	6	0.41%
Write-in	6	0.41%
Write-in	4	0.28%
Write-in	3	0.21%
Write-in	3	0.21%
Write-in	3	0.21%
Write-in	3	0.21%
Write-in	3	0.21%
Write-in	0	0.00%
Write-in	0	0.00%

## Statement of Votes Cast by Geography

Page: 5 of 171

Josephine, Primary 2022, May 17, 2022

Certified Precinct Level Results 6-10-2022

All Precincts, All Districts, All Counter Groups, All ScanStations, All Contests, All Boxes

Total Ballots Cast: 28921

Choice	Votes	Vote %
Write-in	0	0.00%
Write-in	0	0.00%
Total	1448	100.00%
Overvotes	0	
Undervotes	17419	

**Precinct 02****US Senator (DEM) (Vote for 1)****605 ballots (0 over voted ballots, 0 overvotes, 30 undervotes)**

Ron Wyden	500	86.96%
Brent Thompson	30	5.22%
William E Barlow III	40	6.96%
Write-in	5	0.87%
Total	575	100.00%
Overvotes	0	
Undervotes	30	

**US Senator (REP) (Vote for 1)****1410 ballots (0 over voted ballots, 0 overvotes, 186 undervotes)**

Darin Harbick	325	26.55%
Sam Palmer	117	9.56%
Jo Rae Perkins	489	39.95%
Christopher C Christensen	105	8.58%
Ibra A Taher	25	2.04%
Robert M Fleming	34	2.78%
Jason Beebe	117	9.56%
Write-in	12	0.98%
Total	1224	100.00%
Overvotes	0	
Undervotes	186	

**US Representative, 2nd District (DEM) (Vote for 1)****605 ballots (0 over voted ballots, 0 overvotes, 157 undervotes)**

Adam Prine	135	30.13%
Joe Yetter	309	68.97%
Write-in	4	0.89%
Total	448	100.00%
Overvotes	0	
Undervotes	157	

**US Representative, 2nd District (REP) (Vote for 1)****1410 ballots (0 over voted ballots, 0 overvotes, 158 undervotes)**

Mark Cavener	264	21.09%
Katherine M Gallant	76	6.07%
Cliff S Bentz	905	72.28%
Write-in	7	0.56%
Total	1252	100.00%
Overvotes	0	
Undervotes	158	

**Governor (DEM) (Vote for 1)****605 ballots (1 over voted ballots, 1 overvotes, 41 undervotes)**

Tobias Read	215	38.19%
John Sweeney	5	0.89%
Patrick E Starnes	13	2.31%
Dave W Stauffer	2	0.36%
Peter W Hall	2	0.36%
Genevieve Wilson H	4	0.71%
Keisha Lanell Merchant	1	0.18%
Michael Cross	4	0.71%
George L Carrillo	13	2.31%
Tina Koteck	266	47.25%



Statement of Votes Cast by Geography  
Josephine, Primary 2022, May 17, 2022  
Certified Precinct Level Results 6-10-2022

All Precincts, All Districts, All Counter Groups, All ScanStations, All Contests, All Boxes  
Total Ballots Cast: 28921

Choice	Votes	Vote %
Michael Trimble	7	1.24%
Ifeanyichukwu C Diru	3	0.53%
Wilson R Bright	2	0.36%
Julian Bell	1	0.18%
David Beem	1	0.18%
Write-in	24	4.26%
Total	563	100.00%
Overvotes	1	
Undervotes	41	

**Governor (REP) (Vote for 1)**

**1408 ballots (0 over voted ballots, 0 overvotes, 43 undervotes)**

Amber R Richardson	12	0.88%
Bill Sizemore	56	4.10%
Stefan G Strek (Stregoi)	2	0.15%
Nick Hess	12	0.88%
John G Presco	0	0.00%
Bud Pierce	61	4.47%
Stan Pulliam	135	9.89%
Kerry McQuisten	103	7.55%
Tim McCloud	17	1.25%
Brandon C Merritt	18	1.32%
Reed Christensen	12	0.88%
Jessica Gomez	43	3.15%
Marc Thielman	87	6.37%
Bob Tiernan	284	20.81%
Christine Drazan	353	25.86%
Court Boice	21	1.54%
Bridget Barton	132	9.67%
Raymond Baldwin	0	0.00%
David A Burch	3	0.22%
Write-in	14	1.03%
Total	1365	100.00%
Overvotes	0	
Undervotes	43	

**State Representative, 3rd District (DEM) (Vote for 1)**

**605 ballots (0 over voted ballots, 0 overvotes, 201 undervotes)**

Brady W Keister	399	98.76%
Write-in	5	1.24%
Total	404	100.00%
Overvotes	0	
Undervotes	201	

**State Representative, 3rd District (REP) (Vote for 1)**

**1408 ballots (0 over voted ballots, 0 overvotes, 353 undervotes)**

Lily Morgan	1034	98.01%
Write-in	21	1.99%
Total	1055	100.00%
Overvotes	0	
Undervotes	353	

**Commissioner of the Bureau of Labor and Industries (Vote for 1)**

**2585 ballots (0 over voted ballots, 0 overvotes, 705 undervotes)**

Christina E Stephenson	547	29.10%
Cheri Helt	501	26.65%
Chris Henry	44	2.34%
Robert Neuman	108	5.74%
Casey M Kulla	276	14.68%
Brent T Barker	343	18.24%
Aaron R Baca	45	2.39%
Write-in	16	0.85%

Statement of Votes Cast by Geography  
 Josephine, Primary 2022, May 17, 2022  
 Certified Precinct Level Results 6-10-2022

All Precincts, All Districts, All Counter Groups, All ScanStations, All Contests, All Boxes  
 Total Ballots Cast: 28921

Choice	Votes	Vote %
Total	1880	100.00%
Overvotes	0	
Undervotes	705	

**Judge of the Supreme Court, Position 6 (Vote for 1)**  
**2585 ballots (0 over voted ballots, 0 overvotes, 1216 undervotes)**

Roger J DeHoog	1333	97.37%
Write-in	36	2.63%
Total	1369	100.00%
Overvotes	0	
Undervotes	1216	

**Judge of the Court of Appeals, Position 3 (Vote for 1)**  
**2585 ballots (0 over voted ballots, 0 overvotes, 680 undervotes)**

Darleen Ortega	933	48.98%
Vance Day	959	50.34%
Write-in	13	0.68%
Total	1905	100.00%
Overvotes	0	
Undervotes	680	

**Judge of the Court of Appeals, Position 5 (Vote for 1)**  
**2585 ballots (0 over voted ballots, 0 overvotes, 1162 undervotes)**

Scott A Shorr	1388	97.54%
Write-in	35	2.46%
Total	1423	100.00%
Overvotes	0	
Undervotes	1162	

**Judge of the Court of Appeals, Position 8 (Vote for 1)**  
**2585 ballots (0 over voted ballots, 0 overvotes, 1200 undervotes)**

Ramón A Pagán	1345	97.11%
Write-in	40	2.89%
Total	1385	100.00%
Overvotes	0	
Undervotes	1200	

**County Commissioner, Position 1 (Vote for 1)**  
**2585 ballots (2 over voted ballots, 2 overvotes, 288 undervotes)**

Gary Richardson	480	20.92%
Mark F Jones	124	5.40%
Mark J Seligman	79	3.44%
Neigel Von Hruska	47	2.05%
James Day Ward Iii	33	1.44%
John West	799	34.81%
Brian De La Grange	687	29.93%
Jordan DeHarty	31	1.35%
Write-in	15	0.65%
Total	2295	100.00%
Overvotes	2	
Undervotes	288	

**County Legal Counsel (Vote for 1)**  
**2585 ballots (0 over voted ballots, 0 overvotes, 1043 undervotes)**

Wally Hicks	1504	97.54%
Write-in	38	2.46%
Total	1542	100.00%
Overvotes	0	
Undervotes	1043	

Statement of Votes Cast by Geography  
 Josephine, Primary 2022, May 17, 2022  
 Certified Precinct Level Results 6-10-2022

All Precincts, All Districts, All Counter Groups, All ScanStations, All Contests, All Boxes  
 Total Ballots Cast: 28921

Choice	Votes	Vote %
<b>17-105 Repeal of Josephine County Ordinance 2021-002 (Vote for 1)</b>		
<b>2585 ballots (0 over voted ballots, 0 overvotes, 162 undervotes)</b>		
Yes	1261	52.04%
No	1162	47.96%
Total	2423	100.00%
Overvotes	0	
Undervotes	162	

**17-106 Advisory question on Becoming Part of Idaho (Vote for 1)**  
**2585 ballots (0 over voted ballots, 0 overvotes, 101 undervotes)**

Yes	1246	50.16%
No	1238	49.84%
Total	2484	100.00%
Overvotes	0	
Undervotes	101	

**Precinct Committee Person - Democrat - 02 Greenwood South (DEM) (Vote for 27)**  
**605 ballots (0 over voted ballots, 0 overvotes, 15511 undervotes)**

Kathy Svendsen	279	33.86%
Nancy W Graden	248	30.10%
Derek S Graden	240	29.13%
Write-in	17	2.06%
Write-in	3	0.36%
Write-in	3	0.36%
Write-in	2	0.24%
Write-in	2	0.24%
Write-in	2	0.24%
Write-in	2	0.24%
Write-in	2	0.24%
Write-in	2	0.24%
Write-in	2	0.24%
Write-in	2	0.24%
Write-in	2	0.24%
Write-in	2	0.24%
Write-in	2	0.24%
Write-in	2	0.24%
Write-in	2	0.24%
Write-in	2	0.24%
Write-in	2	0.24%
Write-in	1	0.12%
Write-in	1	0.12%
Write-in	1	0.12%
Write-in	1	0.12%
Write-in	1	0.12%
Write-in	1	0.12%
Write-in	1	0.12%
Write-in	1	0.12%
Write-in	0	0.00%
Write-in	0	0.00%
Write-in	0	0.00%
Total	824	100.00%
Overvotes	0	
Undervotes	15511	

**Precinct Committee Person - Republican - 02 Greenwood South (REP) (Vote for 27)**  
**1408 ballots (0 over voted ballots, 0 overvotes, 36379 undervotes)**

Gary Richardson	639	39.03%
Susan E Lockrem	404	24.68%
Richard N Emmons	469	28.65%
Write-in	42	2.57%
Write-in	13	0.79%
Write-in	10	0.61%
Write-in	6	0.37%
Write-in	4	0.24%
Write-in	3	0.18%

## Statement of Votes Cast by Geography

Page: 9 of 171

Josephine, Primary 2022, May 17, 2022

Certified Precinct Level Results 6-10-2022

All Precincts, All Districts, All Counter Groups, All ScanStations, All Contests, All Boxes

Total Ballots Cast: 28921

Choice	Votes	Vote %
Write-in	2	0.12%
Write-in	3	0.18%
Write-in	3	0.18%
Write-in	3	0.18%
Write-in	3	0.18%
Write-in	3	0.18%
Write-in	3	0.18%
Write-in	4	0.24%
Write-in	3	0.18%
Write-in	3	0.18%
Write-in	3	0.18%
Write-in	3	0.18%
Write-in	2	0.12%
Write-in	2	0.12%
Write-in	2	0.12%
Write-in	1	0.06%
Write-in	1	0.06%
Write-in	0	0.00%
Write-in	1	0.06%
Write-in	0	0.00%
Write-in	2	0.12%
Total	1637	100.00%
Overvotes	0	
Undervotes	36379	

**Precinct 03****US Senator (DEM) (Vote for 1)****262 ballots (0 over voted ballots, 0 overvotes, 10 undervotes)**

Ron Wyden	218	86.51%
Brent Thompson	10	3.97%
William E Barlow III	22	8.73%
Write-in	2	0.79%
Total	252	100.00%
Overvotes	0	
Undervotes	10	

**US Senator (REP) (Vote for 1)****394 ballots (0 over voted ballots, 0 overvotes, 49 undervotes)**

Darin Harbick	104	30.14%
Sam Palmer	31	8.99%
Jo Rae Perkins	123	35.65%
Christopher C Christensen	34	9.86%
Ibra A Taher	5	1.45%
Robert M Fleming	12	3.48%
Jason Beebe	31	8.99%
Write-in	5	1.45%
Total	345	100.00%
Overvotes	0	
Undervotes	49	

**US Representative, 2nd District (DEM) (Vote for 1)****262 ballots (0 over voted ballots, 0 overvotes, 62 undervotes)**

Adam Prine	43	21.50%
Joe Yetter	152	76.00%
Write-in	5	2.50%
Total	200	100.00%
Overvotes	0	
Undervotes	62	

**US Representative, 2nd District (REP) (Vote for 1)****394 ballots (0 over voted ballots, 0 overvotes, 50 undervotes)**

Mark Cavener	62	18.02%
--------------	----	--------

Statement of Votes Cast by Geography  
Josephine, Primary 2022, May 17, 2022  
Certified Precinct Level Results 6-10-2022

Page: 10 of 171

All Precincts, All Districts, All Counter Groups, All ScanStations, All Contests, All Boxes  
Total Ballots Cast: 28921

<b>Choice</b>	<b>Votes</b>	<b>Vote %</b>
Katherine M Gallant	12	3.49%
Cliff S Bentz	270	78.49%
<u>Write-in</u>	<u>0</u>	<u>0.00%</u>
Total	344	100.00%
Overvotes	0	
Undervotes	50	

**Governor (DEM) (Vote for 1)**

**262 ballots (0 over voted ballots, 0 overvotes, 17 undervotes)**

Tobias Read	70	28.57%
John Sweeney	0	0.00%
Patrick E Starnes	9	3.67%
Dave W Stauffer	3	1.22%
Peter W Hall	1	0.41%
Genevieve Wilson H	3	1.22%
Keisha Lanell Merchant	0	0.00%
Michael Cross	3	1.22%
George L Carrillo	4	1.63%
Tina Kotek	133	54.29%
Michael Trimble	3	1.22%
Ifeanyichukwu C Diru	3	1.22%
Wilson R Bright	1	0.41%
Julian Bell	1	0.41%
David Beem	0	0.00%
<u>Write-in</u>	<u>11</u>	<u>4.49%</u>
Total	245	100.00%
Overvotes	0	
Undervotes	17	

**Governor (REP) (Vote for 1)**

**394 ballots (0 over voted ballots, 0 overvotes, 16 undervotes)**

Amber R Richardson	1	0.26%
Bill Sizemore	10	2.65%
Stefan G Strek (Stregoi)	0	0.00%
Nick Hess	6	1.59%
John G Presco	0	0.00%
Bud Pierce	18	4.76%
Stan Pulliam	25	6.61%
Kerry McQuisten	24	6.35%
Tim McCloud	9	2.38%
Brandon C Merritt	8	2.12%
Reed Christensen	3	0.79%
Jessica Gomez	12	3.17%
Marc Thielman	14	3.70%
Bob Tiernan	93	24.60%
Christine Drazan	100	26.46%
Court Boice	3	0.79%
Bridget Barton	47	12.43%
Raymond Baldwin	0	0.00%
David A Burch	0	0.00%
<u>Write-in</u>	<u>5</u>	<u>1.32%</u>
Total	378	100.00%
Overvotes	0	
Undervotes	16	

**State Representative, 3rd District (DEM) (Vote for 1)**

**262 ballots (0 over voted ballots, 0 overvotes, 84 undervotes)**

Brady W Keister	174	97.75%
<u>Write-in</u>	<u>4</u>	<u>2.25%</u>
Total	178	100.00%
Overvotes	0	
Undervotes	84	

## Statement of Votes Cast by Geography

Page: 11 of 171

Josephine, Primary 2022, May 17, 2022

Certified Precinct Level Results 6-10-2022

All Precincts, All Districts, All Counter Groups, All ScanStations, All Contests, All Boxes

Total Ballots Cast: 28921

Choice	Votes	Vote %
<b>State Representative, 3rd District (REP) (Vote for 1)</b>		
<b>394 ballots (0 over voted ballots, 0 overvotes, 111 undervotes)</b>		
Lily Morgan	276	97.53%
Write-in	7	2.47%
Total	283	100.00%
Overvotes	0	
Undervotes	111	
<b>Commissioner of the Bureau of Labor and Industries (Vote for 1)</b>		
<b>824 ballots (0 over voted ballots, 0 overvotes, 196 undervotes)</b>		
Christina E Stephenson	251	39.97%
Cheri Helt	166	26.43%
Chris Henry	16	2.55%
Robert Neuman	30	4.78%
Casey M Kulla	57	9.08%
Brent T Barker	92	14.65%
Aaron R Baca	13	2.07%
Write-in	3	0.48%
Total	628	100.00%
Overvotes	0	
Undervotes	196	
<b>Judge of the Supreme Court, Position 6 (Vote for 1)</b>		
<b>824 ballots (0 over voted ballots, 0 overvotes, 378 undervotes)</b>		
Roger J DeHoog	430	96.41%
Write-in	16	3.59%
Total	446	100.00%
Overvotes	0	
Undervotes	378	
<b>Judge of the Court of Appeals, Position 3 (Vote for 1)</b>		
<b>824 ballots (0 over voted ballots, 0 overvotes, 195 undervotes)</b>		
Darleen Ortega	349	55.48%
Vance Day	277	44.04%
Write-in	3	0.48%
Total	629	100.00%
Overvotes	0	
Undervotes	195	
<b>Judge of the Court of Appeals, Position 5 (Vote for 1)</b>		
<b>824 ballots (0 over voted ballots, 0 overvotes, 381 undervotes)</b>		
Scott A Shorr	426	96.16%
Write-in	17	3.84%
Total	443	100.00%
Overvotes	0	
Undervotes	381	
<b>Judge of the Court of Appeals, Position 8 (Vote for 1)</b>		
<b>824 ballots (0 over voted ballots, 0 overvotes, 381 undervotes)</b>		
Ramón A Pagán	425	95.94%
Write-in	18	4.06%
Total	443	100.00%
Overvotes	0	
Undervotes	381	
<b>County Commissioner, Position 1 (Vote for 1)</b>		
<b>824 ballots (2 over voted ballots, 2 overvotes, 74 undervotes)</b>		
Gary Richardson	143	19.12%
Mark F Jones	33	4.41%
Mark J Seligman	21	2.81%
Neigel Von Hruska	15	2.01%

Statement of Votes Cast by Geography  
Josephine, Primary 2022, May 17, 2022  
Certified Precinct Level Results 6-10-2022

All Precincts, All Districts, All Counter Groups, All ScanStations, All Contests, All Boxes  
Total Ballots Cast: 28921

Choice	Votes	Vote %
James Day Ward Iii	9	1.20%
John West	227	30.35%
Brian De La Grange	294	39.30%
Jordan DeHarty	6	0.80%
Write-in	0	0.00%
Total	748	100.00%
Overvotes	2	
Undervotes	74	

**County Legal Counsel (Vote for 1)**

**824 ballots (0 over voted ballots, 0 overvotes, 330 undervotes)**

Wally Hicks	479	96.96%
Write-in	15	3.04%
Total	494	100.00%
Overvotes	0	
Undervotes	330	

**17-105 Repeal of Josephine County Ordinance 2021-002 (Vote for 1)**

**824 ballots (0 over voted ballots, 0 overvotes, 48 undervotes)**

Yes	379	48.84%
No	397	51.16%
Total	776	100.00%
Overvotes	0	
Undervotes	48	

**17-106 Advisory question on Becoming Part of Idaho (Vote for 1)**

**824 ballots (0 over voted ballots, 0 overvotes, 24 undervotes)**

Yes	333	41.62%
No	467	58.38%
Total	800	100.00%
Overvotes	0	
Undervotes	24	

**Precinct Committee Person - Democrat - 03 Lincoln (DEM) (Vote for 9)**

**262 ballots (0 over voted ballots, 0 overvotes, 2199 undervotes)**

Dave Eye	127	79.87%
Write-in	8	5.03%
Write-in	5	3.14%
Write-in	5	3.14%
Write-in	4	2.52%
Write-in	3	1.89%
Write-in	2	1.26%
Write-in	2	1.26%
Write-in	2	1.26%
Write-in	1	0.63%
Total	159	100.00%
Overvotes	0	
Undervotes	2199	

**Precinct Committee Person - Republican - 03 Lincoln (REP) (Vote for 9)**

**394 ballots (0 over voted ballots, 0 overvotes, 2581 undervotes)**

Kevin D Richmond	112	11.61%
Sue Stout	115	11.92%
Nancy E Heisser	124	12.85%
Lily Morgan	208	21.55%
Victoria Marshall	114	11.81%
Alan J Koebrick	115	11.92%
CarolAnne Durante	119	12.33%
Write-in	30	3.11%
Write-in	19	1.97%
Write-in	3	0.31%
Write-in	1	0.10%

## Statement of Votes Cast by Geography

Page: 13 of 171

Josephine, Primary 2022, May 17, 2022

Certified Precinct Level Results 6-10-2022

All Precincts, All Districts, All Counter Groups, All ScanStations, All Contests, All Boxes

Total Ballots Cast: 28921

Choice	Votes	Vote %
Write-in	1	0.10%
Write-in	1	0.10%
Write-in	1	0.10%
Write-in	1	0.10%
Write-in	1	0.10%
Total	965	100.00%
Overvotes	0	
Undervotes	2581	

**Precinct 04****US Senator (DEM) (Vote for 1)****223 ballots (0 over voted ballots, 0 overvotes, 7 undervotes)**

Ron Wyden	189	87.50%
Brent Thompson	13	6.02%
William E Barlow III	12	5.56%
Write-in	2	0.93%
Total	216	100.00%
Overvotes	0	
Undervotes	7	

**US Senator (REP) (Vote for 1)****280 ballots (0 over voted ballots, 0 overvotes, 28 undervotes)**

Darin Harbick	74	29.37%
Sam Palmer	24	9.52%
Jo Rae Perkins	81	32.14%
Christopher C Christensen	25	9.92%
Ibra A Taher	9	3.57%
Robert M Fleming	11	4.37%
Jason Beebe	24	9.52%
Write-in	4	1.59%
Total	252	100.00%
Overvotes	0	
Undervotes	28	

**US Representative, 2nd District (DEM) (Vote for 1)****223 ballots (0 over voted ballots, 0 overvotes, 47 undervotes)**

Adam Prine	64	36.36%
Joe Yetter	110	62.50%
Write-in	2	1.14%
Total	176	100.00%
Overvotes	0	
Undervotes	47	

**US Representative, 2nd District (REP) (Vote for 1)****280 ballots (1 over voted ballots, 1 overvotes, 34 undervotes)**

Mark Cavener	54	22.04%
Katherine M Gallant	14	5.71%
Cliff S Bentz	174	71.02%
Write-in	3	1.22%
Total	245	100.00%
Overvotes	1	
Undervotes	34	

**Governor (DEM) (Vote for 1)****223 ballots (0 over voted ballots, 0 overvotes, 15 undervotes)**

Tobias Read	85	40.87%
John Sweeney	3	1.44%
Patrick E Starnes	8	3.85%
Dave W Stauffer	2	0.96%
Peter W Hall	0	0.00%
Genevieve Wilson H	3	1.44%
Keisha Lanell Merchant	2	0.96%



Statement of Votes Cast by Geography  
 Josephine, Primary 2022, May 17, 2022  
 Certified Precinct Level Results 6-10-2022

All Precincts, All Districts, All Counter Groups, All ScanStations, All Contests, All Boxes  
 Total Ballots Cast: 28921

Choice	Votes	Vote %
Michael Cross	2	0.96%
George L Carrillo	7	3.37%
Tina Kotek	80	38.46%
Michael Trimble	3	1.44%
Ifeanyichukwu C Diru	4	1.92%
Wilson R Bright	2	0.96%
Julian Bell	0	0.00%
David Beem	0	0.00%
Write-in	7	3.37%
Total	208	100.00%
Overvotes	0	
Undervotes	15	

**Governor (REP) (Vote for 1)**

**280 ballots (0 over voted ballots, 0 overvotes, 13 undervotes)**

Amber R Richardson	5	1.87%
Bill Sizemore	12	4.49%
Stefan G Strek (Stregoi)	1	0.37%
Nick Hess	3	1.12%
John G Presco	1	0.37%
Bud Pierce	9	3.37%
Stan Pulliam	15	5.62%
Kerry McQuisten	19	7.12%
Tim McCloud	0	0.00%
Brandon C Merritt	6	2.25%
Reed Christensen	2	0.75%
Jessica Gomez	9	3.37%
Marc Thielman	23	8.61%
Bob Tiernan	59	22.10%
Christine Drazan	61	22.85%
Court Boice	10	3.75%
Bridget Barton	28	10.49%
Raymond Baldwin	0	0.00%
David A Burch	0	0.00%
Write-in	4	1.50%
Total	267	100.00%
Overvotes	0	
Undervotes	13	

**State Representative, 3rd District (DEM) (Vote for 1)**

**223 ballots (0 over voted ballots, 0 overvotes, 55 undervotes)**

Brady W Keister	166	98.81%
Write-in	2	1.19%
Total	168	100.00%
Overvotes	0	
Undervotes	55	

**State Representative, 3rd District (REP) (Vote for 1)**

**280 ballots (0 over voted ballots, 0 overvotes, 57 undervotes)**

Lily Morgan	220	98.65%
Write-in	3	1.35%
Total	223	100.00%
Overvotes	0	
Undervotes	57	

**Commissioner of the Bureau of Labor and Industries (Vote for 1)**

**635 ballots (0 over voted ballots, 0 overvotes, 147 undervotes)**

Christina E Stephenson	179	36.68%
Cheri Helt	123	25.20%
Chris Henry	23	4.71%
Robert Neuman	26	5.33%
Casey M Kulla	56	11.48%
Brent T Barker	67	13.73%

Statement of Votes Cast by Geography  
Josephine, Primary 2022, May 17, 2022  
Certified Precinct Level Results 6-10-2022

All Precincts, All Districts, All Counter Groups, All ScanStations, All Contests, All Boxes  
Total Ballots Cast: 28921

Choice	Votes	Vote %
Aaron R Baca	8	1.64%
Write-in	6	1.23%
Total	488	100.00%
Overvotes	0	
Undervotes	147	

**Judge of the Supreme Court, Position 6 (Vote for 1)**

**635 ballots (0 over voted ballots, 0 overvotes, 245 undervotes)**

Roger J DeHoog	374	95.90%
Write-in	16	4.10%
Total	390	100.00%
Overvotes	0	
Undervotes	245	

**Judge of the Court of Appeals, Position 3 (Vote for 1)**

**635 ballots (1 over voted ballots, 1 overvotes, 140 undervotes)**

Darleen Ortega	275	55.67%
Vance Day	215	43.52%
Write-in	4	0.81%
Total	494	100.00%
Overvotes	1	
Undervotes	140	

**Judge of the Court of Appeals, Position 5 (Vote for 1)**

**635 ballots (0 over voted ballots, 0 overvotes, 243 undervotes)**

Scott A Shorr	381	97.19%
Write-in	11	2.81%
Total	392	100.00%
Overvotes	0	
Undervotes	243	

**Judge of the Court of Appeals, Position 8 (Vote for 1)**

**635 ballots (0 over voted ballots, 0 overvotes, 241 undervotes)**

Ramón A Pagán	381	96.70%
Write-in	13	3.30%
Total	394	100.00%
Overvotes	0	
Undervotes	241	

**County Commissioner, Position 1 (Vote for 1)**

**635 ballots (1 over voted ballots, 1 overvotes, 75 undervotes)**

Gary Richardson	125	22.36%
Mark F Jones	18	3.22%
Mark J Seligman	23	4.11%
Neigel Von Hruska	12	2.15%
James Day Ward Iii	9	1.61%
John West	147	26.30%
Brian De La Grange	208	37.21%
Jordan DeHarty	13	2.33%
Write-in	4	0.72%
Total	559	100.00%
Overvotes	1	
Undervotes	75	

**County Legal Counsel (Vote for 1)**

**635 ballots (0 over voted ballots, 0 overvotes, 208 undervotes)**

Wally Hicks	420	98.36%
Write-in	7	1.64%

Statement of Votes Cast by Geography  
 Josephine, Primary 2022, May 17, 2022  
 Certified Precinct Level Results 6-10-2022

All Precincts, All Districts, All Counter Groups, All ScanStations, All Contests, All Boxes  
 Total Ballots Cast: 28921

Choice	Votes	Vote %
Total	427	100.00%
Overvotes	0	
Undervotes	208	

**17-105 Repeal of Josephine County Ordinance 2021-002 (Vote for 1)**  
**635 ballots (0 over voted ballots, 0 overvotes, 45 undervotes)**

Yes	287	48.64%
No	303	51.36%
Total	590	100.00%
Overvotes	0	
Undervotes	45	

**17-106 Advisory question on Becoming Part of Idaho (Vote for 1)**  
**635 ballots (1 over voted ballots, 1 overvotes, 29 undervotes)**

Yes	232	38.35%
No	373	61.65%
Total	605	100.00%
Overvotes	1	
Undervotes	29	

**Precinct Committee Person - Democrat - 04 Central (DEM) (Vote for 8)**  
**223 ballots (0 over voted ballots, 0 overvotes, 1667 undervotes)**

Leigh Cimino	111	94.87%
Write-in	4	3.42%
Write-in	1	0.85%
Write-in	1	0.85%
Write-in	0	0.00%
Write-in	0	0.00%
Write-in	0	0.00%
Write-in	0	0.00%
Write-in	0	0.00%
Total	117	100.00%
Overvotes	0	
Undervotes	1667	

**Precinct Committee Person - Republican - 04 Central (REP) (Vote for 8)**  
**280 ballots (0 over voted ballots, 0 overvotes, 2002 undervotes)**

Janet Lee Preston	107	44.96%
Kathy Coelho	90	37.82%
Write-in	13	5.46%
Write-in	6	2.52%
Write-in	5	2.10%
Write-in	5	2.10%
Write-in	4	1.68%
Write-in	4	1.68%
Write-in	2	0.84%
Write-in	2	0.84%
Total	238	100.00%
Overvotes	0	
Undervotes	2002	

**Precinct 05**

**US Senator (DEM) (Vote for 1)**  
**207 ballots (0 over voted ballots, 0 overvotes, 6 undervotes)**

Ron Wyden	175	87.06%
Brent Thompson	8	3.98%
William E Barlow III	15	7.46%
Write-in	3	1.49%

Statement of Votes Cast by Geography  
Josephine, Primary 2022, May 17, 2022  
Certified Precinct Level Results 6-10-2022  
All Precincts, All Districts, All Counter Groups, All ScanStations, All Contests, All Boxes  
Total Ballots Cast: 28921

Choice	Votes	Vote %
Total	201	100.00%
Overvotes	0	
Undervotes	6	

**US Senator (REP) (Vote for 1)****336 ballots (0 over voted ballots, 0 overvotes, 35 undervotes)**

Darin Harbick	82	27.24%
Sam Palmer	36	11.96%
Jo Rae Perkins	95	31.56%
Christopher C Christensen	34	11.30%
Ibra A Taher	3	1.00%
Robert M Fleming	11	3.65%
Jason Beebe	35	11.63%
Write-in	5	1.66%
Total	301	100.00%
Overvotes	0	
Undervotes	35	

**US Representative, 2nd District (DEM) (Vote for 1)****207 ballots (0 over voted ballots, 0 overvotes, 53 undervotes)**

Adam Prine	49	31.82%
Joe Yetter	102	66.23%
Write-in	3	1.95%
Total	154	100.00%
Overvotes	0	
Undervotes	53	

**US Representative, 2nd District (REP) (Vote for 1)****336 ballots (0 over voted ballots, 0 overvotes, 39 undervotes)**

Mark Cavener	64	21.55%
Katherine M Gallant	26	8.75%
Cliff S Bentz	205	69.02%
Write-in	2	0.67%
Total	297	100.00%
Overvotes	0	
Undervotes	39	

**Governor (DEM) (Vote for 1)****206 ballots (0 over voted ballots, 0 overvotes, 14 undervotes)**

Tobias Read	73	38.02%
John Sweeney	2	1.04%
Patrick E Starnes	6	3.12%
Dave W Stauffer	1	0.52%
Peter W Hall	3	1.56%
Genevieve Wilson H	1	0.52%
Keisha Lanell Merchant	5	2.60%
Michael Cross	0	0.00%
George L Carrillo	2	1.04%
Tina Kotek	86	44.79%
Michael Trimble	1	0.52%
Ifeanyichukwu C Diru	2	1.04%
Wilson R Bright	1	0.52%
Julian Bell	1	0.52%
David Beem	0	0.00%
Write-in	8	4.17%
Total	192	100.00%
Overvotes	0	
Undervotes	14	

**Governor (REP) (Vote for 1)****336 ballots (0 over voted ballots, 0 overvotes, 6 undervotes)**

Amber R Richardson	4	1.21%
--------------------	---	-------

Statement of Votes Cast by Geography  
Josephine, Primary 2022, May 17, 2022  
Certified Precinct Level Results 6-10-2022

All Precincts, All Districts, All Counter Groups, All ScanStations, All Contests, All Boxes  
Total Ballots Cast: 28921

Choice	Votes	Vote %
Bill Sizemore	15	4.55%
Stefan G Strek (Stregoi)	0	0.00%
Nick Hess	5	1.52%
John G Presco	0	0.00%
Bud Pierce	14	4.24%
Stan Pulliam	26	7.88%
Kerry McQuisten	23	6.97%
Tim McCloud	6	1.82%
Brandon C Merritt	4	1.21%
Reed Christensen	3	0.91%
Jessica Gomez	17	5.15%
Marc Thielman	24	7.27%
Bob Tiernan	75	22.73%
Christine Drazan	74	22.42%
Court Boice	4	1.21%
Bridget Barton	26	7.88%
Raymond Baldwin	3	0.91%
David A Burch	1	0.30%
Write-in	6	1.82%
Total	330	100.00%
Overvotes	0	
Undervotes	6	

**State Representative, 3rd District (DEM) (Vote for 1)**  
**206 ballots (0 over voted ballots, 0 overvotes, 68 undervotes)**

Brady W Keister	134	97.10%
Write-in	4	2.90%
Total	138	100.00%
Overvotes	0	
Undervotes	68	

**State Representative, 3rd District (REP) (Vote for 1)**  
**336 ballots (0 over voted ballots, 0 overvotes, 80 undervotes)**

Lily Morgan	249	97.27%
Write-in	7	2.73%
Total	256	100.00%
Overvotes	0	
Undervotes	80	

**Commissioner of the Bureau of Labor and Industries (Vote for 1)**  
**740 ballots (0 over voted ballots, 0 overvotes, 180 undervotes)**

Christina E Stephenson	186	33.21%
Cheri Helt	159	28.39%
Chris Henry	16	2.86%
Robert Neuman	24	4.29%
Casey M Kulla	72	12.86%
Brent T Barker	73	13.04%
Aaron R Baca	25	4.46%
Write-in	5	0.89%
Total	560	100.00%
Overvotes	0	
Undervotes	180	

**Judge of the Supreme Court, Position 6 (Vote for 1)**  
**740 ballots (0 over voted ballots, 0 overvotes, 324 undervotes)**

Roger J DeHoog	398	95.67%
Write-in	18	4.33%
Total	416	100.00%
Overvotes	0	
Undervotes	324	

Statement of Votes Cast by Geography  
Josephine, Primary 2022, May 17, 2022  
Certified Precinct Level Results 6-10-2022  
All Precincts, All Districts, All Counter Groups, All ScanStations, All Contests, All Boxes  
Total Ballots Cast: 28921

Choice	Votes	Vote %
<b>Judge of the Court of Appeals, Position 3 (Vote for 1)</b>		
<b>740 ballots (0 over voted ballots, 0 overvotes, 187 undervotes)</b>		
Darleen Ortega	299	54.07%
Vance Day	250	45.21%
Write-in	4	0.72%
Total	553	100.00%
Overvotes	0	
Undervotes	187	
<b>Judge of the Court of Appeals, Position 5 (Vote for 1)</b>		
<b>740 ballots (0 over voted ballots, 0 overvotes, 323 undervotes)</b>		
Scott A Shorr	405	97.12%
Write-in	12	2.88%
Total	417	100.00%
Overvotes	0	
Undervotes	323	
<b>Judge of the Court of Appeals, Position 8 (Vote for 1)</b>		
<b>740 ballots (0 over voted ballots, 0 overvotes, 330 undervotes)</b>		
Ramón A Pagán	394	96.10%
Write-in	16	3.90%
Total	410	100.00%
Overvotes	0	
Undervotes	330	
<b>County Commissioner, Position 1 (Vote for 1)</b>		
<b>740 ballots (1 over voted ballots, 1 overvotes, 79 undervotes)</b>		
Gary Richardson	130	19.70%
Mark F Jones	42	6.36%
Mark J Seligman	34	5.15%
Neigel Von Hruska	14	2.12%
James Day Ward Iii	7	1.06%
John West	202	30.61%
Brian De La Grange	217	32.88%
Jordan DeHarty	11	1.67%
Write-in	3	0.45%
Total	660	100.00%
Overvotes	1	
Undervotes	79	
<b>County Legal Counsel (Vote for 1)</b>		
<b>740 ballots (0 over voted ballots, 0 overvotes, 302 undervotes)</b>		
Wally Hicks	430	98.17%
Write-in	8	1.83%
Total	438	100.00%
Overvotes	0	
Undervotes	302	
<b>17-105 Repeal of Josephine County Ordinance 2021-002 (Vote for 1)</b>		
<b>740 ballots (0 over voted ballots, 0 overvotes, 39 undervotes)</b>		
Yes	352	50.21%
No	349	49.79%
Total	701	100.00%
Overvotes	0	
Undervotes	39	
<b>17-106 Advisory question on Becoming Part of Idaho (Vote for 1)</b>		
<b>740 ballots (0 over voted ballots, 0 overvotes, 28 undervotes)</b>		
Yes	288	40.45%
No	424	59.55%

Statement of Votes Cast by Geography  
Josephine, Primary 2022, May 17, 2022  
Certified Precinct Level Results 6-10-2022

All Precincts, All Districts, All Counter Groups, All ScanStations, All Contests, All Boxes  
Total Ballots Cast: 28921

Choice	Votes	Vote %
Total	712	100.00%
Overvotes	0	
Undervotes	28	

**Precinct Committee Person - Democrat - 05 Riverside (DEM) (Vote for 9)**  
**206 ballots (0 over voted ballots, 0 overvotes, 1689 undervotes)**

Arden McConnell	86	52.12%
Robert M Brosius Jr	58	35.15%
Write-in	7	4.24%
Write-in	3	1.82%
Write-in	3	1.82%
Write-in	2	1.21%
Write-in	2	1.21%
Write-in	1	0.61%
Write-in	1	0.61%
Write-in	1	0.61%
Write-in	1	0.61%
Total	165	100.00%
Overvotes	0	
Undervotes	1689	

**Precinct Committee Person - Republican - 05 Riverside (REP) (Vote for 9)**  
**336 ballots (0 over voted ballots, 0 overvotes, 2852 undervotes)**

Bambi Bianchi	162	94.19%
Write-in	5	2.91%
Write-in	2	1.16%
Write-in	2	1.16%
Write-in	0	0.00%
Write-in	1	0.58%
Write-in	0	0.00%
Write-in	0	0.00%
Write-in	0	0.00%
Write-in	0	0.00%
Total	172	100.00%
Overvotes	0	
Undervotes	2852	

**Precinct 06**

**US Senator (DEM) (Vote for 1)**

**150 ballots (0 over voted ballots, 0 overvotes, 3 undervotes)**

Ron Wyden	126	85.71%
Brent Thompson	4	2.72%
William E Barlow III	16	10.88%
Write-in	1	0.68%
Total	147	100.00%
Overvotes	0	
Undervotes	3	

**US Senator (REP) (Vote for 1)**

**282 ballots (0 over voted ballots, 0 overvotes, 38 undervotes)**

Darin Harbick	50	20.49%
Sam Palmer	31	12.70%
Jo Rae Perkins	108	44.26%
Christopher C Christensen	17	6.97%
Ibra A Taher	6	2.46%
Robert M Fleming	3	1.23%
Jason Beebe	29	11.89%
Write-in	0	0.00%
Total	244	100.00%
Overvotes	0	
Undervotes	38	

Statement of Votes Cast by Geography  
Josephine, Primary 2022, May 17, 2022  
Certified Precinct Level Results 6-10-2022  
All Precincts, All Districts, All Counter Groups, All ScanStations, All Contests, All Boxes  
Total Ballots Cast: 28921

Choice	Votes	Vote %
<b>US Representative, 2nd District (DEM) (Vote for 1)</b>		
<b>150 ballots (0 over voted ballots, 0 overvotes, 30 undervotes)</b>		
Adam Prine	32	26.67%
Joe Yetter	86	71.67%
Write-in	2	1.67%
Total	120	100.00%
Overvotes	0	
Undervotes	30	
<b>US Representative, 2nd District (REP) (Vote for 1)</b>		
<b>282 ballots (0 over voted ballots, 0 overvotes, 35 undervotes)</b>		
Mark Cavener	38	15.38%
Katherine M Gallant	11	4.45%
Cliff S Bentz	197	79.76%
Write-in	1	0.40%
Total	247	100.00%
Overvotes	0	
Undervotes	35	
<b>Governor (DEM) (Vote for 1)</b>		
<b>150 ballots (0 over voted ballots, 0 overvotes, 10 undervotes)</b>		
Tobias Read	71	50.71%
John Sweeney	1	0.71%
Patrick E Starnes	3	2.14%
Dave W Stauffer	1	0.71%
Peter W Hall	0	0.00%
Genevieve Wilson H	0	0.00%
Keisha Lanell Merchant	0	0.00%
Michael Cross	0	0.00%
George L Carrillo	1	0.71%
Tina Kotek	52	37.14%
Michael Trimble	0	0.00%
Ifeanyichukwu C Diru	1	0.71%
Wilson R Bright	1	0.71%
Julian Bell	1	0.71%
David Beem	0	0.00%
Write-in	8	5.71%
Total	140	100.00%
Overvotes	0	
Undervotes	10	
<b>Governor (REP) (Vote for 1)</b>		
<b>282 ballots (0 over voted ballots, 0 overvotes, 17 undervotes)</b>		
Amber R Richardson	2	0.75%
Bill Sizemore	11	4.15%
Stefan G Strek (Stregoi)	0	0.00%
Nick Hess	1	0.38%
John G Presco	0	0.00%
Bud Pierce	12	4.53%
Stan Pulliam	14	5.28%
Kerry McQuisten	21	7.92%
Tim McCloud	2	0.75%
Brandon C Merritt	4	1.51%
Reed Christensen	5	1.89%
Jessica Gomez	3	1.13%
Marc Thielman	17	6.42%
Bob Tiernan	74	27.92%
Christine Drazan	61	23.02%
Court Boice	5	1.89%
Bridget Barton	28	10.57%
Raymond Baldwin	4	1.51%
David A Burch	0	0.00%
Write-in	1	0.38%



Statement of Votes Cast by Geography  
Josephine, Primary 2022, May 17, 2022  
Certified Precinct Level Results 6-10-2022

Page: 22 of 171

All Precincts, All Districts, All Counter Groups, All ScanStations, All Contests, All Boxes  
Total Ballots Cast: 28921

Choice	Votes	Vote %
Total	265	100.00%
Overvotes	0	
Undervotes	17	

**State Representative, 3rd District (DEM) (Vote for 1)**  
**150 ballots (0 over voted ballots, 0 overvotes, 42 undervotes)**

Brady W Keister	107	99.07%
Write-in	1	0.93%
Total	108	100.00%
Overvotes	0	
Undervotes	42	

**State Representative, 3rd District (REP) (Vote for 1)**  
**282 ballots (0 over voted ballots, 0 overvotes, 68 undervotes)**

Lily Morgan	206	96.26%
Write-in	8	3.74%
Total	214	100.00%
Overvotes	0	
Undervotes	68	

**Commissioner of the Bureau of Labor and Industries (Vote for 1)**  
**535 ballots (0 over voted ballots, 0 overvotes, 122 undervotes)**

Christina E Stephenson	138	33.41%
Cheri Helt	100	24.21%
Chris Henry	9	2.18%
Robert Neuman	26	6.30%
Casey M Kulla	44	10.65%
Brent T Barker	85	20.58%
Aaron R Baca	10	2.42%
Write-in	1	0.24%
Total	413	100.00%
Overvotes	0	
Undervotes	122	

**Judge of the Supreme Court, Position 6 (Vote for 1)**  
**535 ballots (0 over voted ballots, 0 overvotes, 219 undervotes)**

Roger J DeHoog	311	98.42%
Write-in	5	1.58%
Total	316	100.00%
Overvotes	0	
Undervotes	219	

**Judge of the Court of Appeals, Position 3 (Vote for 1)**  
**535 ballots (0 over voted ballots, 0 overvotes, 108 undervotes)**

Darleen Ortega	220	51.52%
Vance Day	206	48.24%
Write-in	1	0.23%
Total	427	100.00%
Overvotes	0	
Undervotes	108	

**Judge of the Court of Appeals, Position 5 (Vote for 1)**  
**535 ballots (0 over voted ballots, 0 overvotes, 220 undervotes)**

Scott A Shorr	311	98.73%
Write-in	4	1.27%
Total	315	100.00%
Overvotes	0	
Undervotes	220	

Statement of Votes Cast by Geography  
 Josephine, Primary 2022, May 17, 2022  
 Certified Precinct Level Results 6-10-2022

All Precincts, All Districts, All Counter Groups, All ScanStations, All Contests, All Boxes  
 Total Ballots Cast: 28921

Choice	Votes	Vote %
<b>Judge of the Court of Appeals, Position 8 (Vote for 1)</b>		
<b>535 ballots (0 over voted ballots, 0 overvotes, 226 undervotes)</b>		
Ramón A Pagán	305	98.71%
Write-in	4	1.29%
Total	309	100.00%
Overvotes	0	
Undervotes	226	
<b>County Commissioner, Position 1 (Vote for 1)</b>		
<b>535 ballots (0 over voted ballots, 0 overvotes, 48 undervotes)</b>		
Gary Richardson	80	16.43%
Mark F Jones	24	4.93%
Mark J Seligman	8	1.64%
Neigel Von Hruska	9	1.85%
James Day Ward iii	3	0.62%
John West	171	35.11%
Brian De La Grange	189	38.81%
Jordan DeHarty	1	0.21%
Write-in	2	0.41%
Total	487	100.00%
Overvotes	0	
Undervotes	48	
<b>County Legal Counsel (Vote for 1)</b>		
<b>535 ballots (0 over voted ballots, 0 overvotes, 188 undervotes)</b>		
Wally Hicks	336	96.83%
Write-in	11	3.17%
Total	347	100.00%
Overvotes	0	
Undervotes	188	
<b>17-105 Repeal of Josephine County Ordinance 2021-002 (Vote for 1)</b>		
<b>535 ballots (0 over voted ballots, 0 overvotes, 30 undervotes)</b>		
Yes	240	47.52%
No	265	52.48%
Total	505	100.00%
Overvotes	0	
Undervotes	30	
<b>17-106 Advisory question on Becoming Part of Idaho (Vote for 1)</b>		
<b>535 ballots (0 over voted ballots, 0 overvotes, 16 undervotes)</b>		
Yes	249	47.98%
No	270	52.02%
Total	519	100.00%
Overvotes	0	
Undervotes	16	
<b>Precinct Committee Person - Democrat - 06 Webster (DEM) (Vote for 5)</b>		
<b>150 ballots (0 over voted ballots, 0 overvotes, 459 undervotes)</b>		
Vicky Palmerton	76	26.12%
Lynda Demsher	70	24.05%
Don Demsher	69	23.71%
Pat Bath	71	24.40%
Write-in	5	1.72%
Write-in	0	0.00%
Write-in	0	0.00%
Write-in	0	0.00%
Write-in	0	0.00%

Statement of Votes Cast by Geography  
Josephine, Primary 2022, May 17, 2022  
Certified Precinct Level Results 6-10-2022

All Precincts, All Districts, All Counter Groups, All ScanStations, All Contests, All Boxes  
Total Ballots Cast: 28921

Choice	Votes	Vote %
Total	291	100.00%
Overvotes	0	
Undervotes	459	

**Precinct Committee Person - Republican - 06 Webster (REP) (Vote for 5)**  
**282 ballots (2 over voted ballots, 10 overvotes, 1186 undervotes)**

Richard M Asaro	92	42.99%
Michelle L Wilson-Bittinger	104	48.60%
Write-in	10	4.67%
Write-in	4	1.87%
Write-in	2	0.93%
Write-in	2	0.93%
Write-in	0	0.00%
Total	214	100.00%
Overvotes	10	
Undervotes	1186	

**Precinct 07**

**US Senator (DEM) (Vote for 1)**  
**324 ballots (0 over voted ballots, 0 overvotes, 25 undervotes)**

Ron Wyden	249	83.28%
Brent Thompson	17	5.69%
William E Barlow III	32	10.70%
Write-in	1	0.33%
Total	299	100.00%
Overvotes	0	
Undervotes	25	

**US Senator (REP) (Vote for 1)**  
**409 ballots (0 over voted ballots, 0 overvotes, 43 undervotes)**

Darin Harbick	110	30.05%
Sam Palmer	33	9.02%
Jo Rae Perkins	133	36.34%
Christopher C Christensen	23	6.28%
Ibra A Taher	9	2.46%
Robert M Fleming	9	2.46%
Jason Beebe	45	12.30%
Write-in	4	1.09%
Total	366	100.00%
Overvotes	0	
Undervotes	43	

**US Representative, 2nd District (DEM) (Vote for 1)**  
**324 ballots (0 over voted ballots, 0 overvotes, 90 undervotes)**

Adam Prine	68	29.06%
Joe Yetter	164	70.09%
Write-in	2	0.85%
Total	234	100.00%
Overvotes	0	
Undervotes	90	

**US Representative, 2nd District (REP) (Vote for 1)**  
**409 ballots (0 over voted ballots, 0 overvotes, 49 undervotes)**

Mark Cavener	88	24.44%
Katherine M Gallant	29	8.06%
Cliff S Bentz	239	66.39%
Write-in	4	1.11%
Total	360	100.00%
Overvotes	0	
Undervotes	49	

Statement of Votes Cast by Geography  
Josephine, Primary 2022, May 17, 2022  
Certified Precinct Level Results 6-10-2022  
All Precincts, All Districts, All Counter Groups, All ScanStations, All Contests, All Boxes  
Total Ballots Cast: 28921

Choice	Votes	Vote %
<b>Governor (DEM) (Vote for 1)</b>		
<b>324 ballots (0 over voted ballots, 0 overvotes, 35 undervotes)</b>		
Tobias Read	97	33.56%
John Sweeney	3	1.04%
Patrick E Starnes	17	5.88%
Dave W Stauffer	3	1.04%
Peter W Hall	1	0.35%
Genevieve Wilson H	1	0.35%
Keisha Lanell Merchant	2	0.69%
Michael Cross	1	0.35%
George L Carrillo	11	3.81%
Tina Koteck	131	45.33%
Michael Trimble	1	0.35%
Ifeanyichukwu C Diru	2	0.69%
Wilson R Bright	2	0.69%
Julian Bell	2	0.69%
David Beem	2	0.69%
Write-in	13	4.50%
Total	289	100.00%
Overvotes	0	
Undervotes	35	

**Governor (REP) (Vote for 1)**  
**409 ballots (1 over voted ballots, 1 overvotes, 9 undervotes)**

Amber R Richardson	11	2.76%
Bill Sizemore	15	3.76%
Stefan G Strek (Stregoi)	0	0.00%
Nick Hess	2	0.50%
John G Presco	0	0.00%
Bud Pierce	12	3.01%
Stan Pulliam	34	8.52%
Kerry McQuisten	15	3.76%
Tim McCloud	4	1.00%
Brandon C Merritt	5	1.25%
Reed Christensen	7	1.75%
Jessica Gomez	21	5.26%
Marc Thielman	23	5.76%
Bob Tiernan	68	17.04%
Christine Drazan	134	33.58%
Court Boice	5	1.25%
Bridget Barton	30	7.52%
Raymond Baldwin	2	0.50%
David A Burch	1	0.25%
Write-in	10	2.51%
Total	399	100.00%
Overvotes	1	
Undervotes	9	

**State Representative, 3rd District (DEM) (Vote for 1)**  
**324 ballots (0 over voted ballots, 0 overvotes, 122 undervotes)**

Brady W Keister	195	96.53%
Write-in	7	3.47%
Total	202	100.00%
Overvotes	0	
Undervotes	122	

**State Representative, 3rd District (REP) (Vote for 1)**  
**409 ballots (0 over voted ballots, 0 overvotes, 112 undervotes)**

Lily Morgan	287	96.63%
Write-in	10	3.37%

Statement of Votes Cast by Geography  
Josephine, Primary 2022, May 17, 2022  
Certified Precinct Level Results 6-10-2022

Page: 26 of 171

All Precincts, All Districts, All Counter Groups, All ScanStations, All Contests, All Boxes  
Total Ballots Cast: 28921

Choice	Votes	Vote %
Total	297	100.00%
Overvotes	0	
Undervotes	112	

**Commissioner of the Bureau of Labor and Industries (Vote for 1)**  
**981 ballots (1 over voted ballots, 1 overvotes, 222 undervotes)**

Christina E Stephenson	283	37.34%
Cheri Helt	214	28.23%
Chris Henry	28	3.69%
Robert Neuman	32	4.22%
Casey M Kulla	71	9.37%
Brent T Barker	89	11.74%
Aaron R Baca	32	4.22%
Write-in	9	1.19%
Total	758	100.00%
Overvotes	1	
Undervotes	222	

**Judge of the Supreme Court, Position 6 (Vote for 1)**  
**981 ballots (0 over voted ballots, 0 overvotes, 432 undervotes)**

Roger J DeHoog	522	95.08%
Write-in	27	4.92%
Total	549	100.00%
Overvotes	0	
Undervotes	432	

**Judge of the Court of Appeals, Position 3 (Vote for 1)**  
**981 ballots (0 over voted ballots, 0 overvotes, 236 undervotes)**

Darleen Ortega	383	51.41%
Vance Day	356	47.79%
Write-in	6	0.81%
Total	745	100.00%
Overvotes	0	
Undervotes	236	

**Judge of the Court of Appeals, Position 5 (Vote for 1)**  
**981 ballots (0 over voted ballots, 0 overvotes, 412 undervotes)**

Scott A Shorr	549	96.49%
Write-in	20	3.51%
Total	569	100.00%
Overvotes	0	
Undervotes	412	

**Judge of the Court of Appeals, Position 8 (Vote for 1)**  
**981 ballots (0 over voted ballots, 0 overvotes, 415 undervotes)**

Ramón A Pagán	542	95.76%
Write-in	24	4.24%
Total	566	100.00%
Overvotes	0	
Undervotes	415	

**County Commissioner, Position 1 (Vote for 1)**  
**981 ballots (1 over voted ballots, 1 overvotes, 94 undervotes)**

Gary Richardson	154	17.38%
Mark F Jones	57	6.43%
Mark J Seligman	38	4.29%
Neigel Von Hruska	10	1.13%
James Day Ward Iii	15	1.69%
John West	290	32.73%
Brian De La Grange	300	33.86%
Jordan DeHarty	16	1.81%

Statement of Votes Cast by Geography  
 Josephine, Primary 2022, May 17, 2022  
 Certified Precinct Level Results 6-10-2022

All Precincts, All Districts, All Counter Groups, All ScanStations, All Contests, All Boxes  
 Total Ballots Cast: 28921

Choice	Votes	Vote %
Write-in	6	0.68%
Total	886	100.00%
Overvotes	1	
Undervotes	94	

**County Legal Counsel (Vote for 1)**

**981 ballots (0 over voted ballots, 0 overvotes, 384 undervotes)**

Wally Hicks	571	95.64%
Write-in	26	4.36%
Total	597	100.00%
Overvotes	0	
Undervotes	384	

**17-105 Repeal of Josephine County Ordinance 2021-002 (Vote for 1)**

**981 ballots (0 over voted ballots, 0 overvotes, 59 undervotes)**

Yes	517	56.07%
No	405	43.93%
Total	922	100.00%
Overvotes	0	
Undervotes	59	

**17-106 Advisory question on Becoming Part of Idaho (Vote for 1)**

**981 ballots (0 over voted ballots, 0 overvotes, 24 undervotes)**

Yes	395	41.27%
No	562	58.73%
Total	957	100.00%
Overvotes	0	
Undervotes	24	

**Precinct Committee Person - Democrat - 07 Greenwood (DEM) (Vote for 13)**

**324 ballots (0 over voted ballots, 0 overvotes, 4044 undervotes)**

Martha Murphy	148	88.10%
Write-in	6	3.57%
Write-in	2	1.19%
Write-in	1	0.60%
Write-in	2	1.19%
Write-in	1	0.60%
Write-in	1	0.60%
Write-in	1	0.60%
Write-in	1	0.60%
Write-in	1	0.60%
Write-in	1	0.60%
Write-in	1	0.60%
Write-in	1	0.60%
Write-in	1	0.60%
Total	168	100.00%
Overvotes	0	
Undervotes	4044	

**Precinct Committee Person - Republican - 07 Greenwood (REP) (Vote for 13)**

**409 ballots (0 over voted ballots, 0 overvotes, 4927 undervotes)**

Lenora L. Swift	118	30.26%
Mike Pelfrey	127	32.56%
Winnie	86	22.05%
Write-in	20	5.13%
Write-in	10	2.56%
Write-in	9	2.31%
Write-in	4	1.03%
Write-in	4	1.03%
Write-in	3	0.77%
Write-in	2	0.51%
Write-in	2	0.51%

Statement of Votes Cast by Geography  
 Josephine, Primary 2022, May 17, 2022  
 Certified Precinct Level Results 6-10-2022

All Precincts, All Districts, All Counter Groups, All ScanStations, All Contests, All Boxes  
 Total Ballots Cast: 28921

Choice	Votes	Vote %
Write-in	1	0.26%
Write-in	1	0.26%
Write-in	1	0.26%
Write-in	1	0.26%
Write-in	1	0.26%
Total	390	100.00%
Overvotes	0	
Undervotes	4927	

**Precinct 08**

**US Senator (DEM) (Vote for 1)**

**433 ballots (0 over voted ballots, 0 overvotes, 19 undervotes)**

Ron Wyden	345	83.33%
Brent Thompson	20	4.83%
William E Barlow III	44	10.63%
Write-in	5	1.21%
Total	414	100.00%
Overvotes	0	
Undervotes	19	

**US Senator (REP) (Vote for 1)**

**856 ballots (0 over voted ballots, 0 overvotes, 95 undervotes)**

Darin Harbick	204	26.81%
Sam Palmer	52	6.83%
Jo Rae Perkins	324	42.58%
Christopher C Christensen	78	10.25%
Ibra A Taher	15	1.97%
Robert M Fleming	26	3.42%
Jason Beebe	57	7.49%
Write-in	5	0.66%
Total	761	100.00%
Overvotes	0	
Undervotes	95	

**US Representative, 2nd District (DEM) (Vote for 1)**

**433 ballots (0 over voted ballots, 0 overvotes, 109 undervotes)**

Adam Prine	93	28.70%
Joe Yetter	225	69.44%
Write-in	6	1.85%
Total	324	100.00%
Overvotes	0	
Undervotes	109	

**US Representative, 2nd District (REP) (Vote for 1)**

**856 ballots (0 over voted ballots, 0 overvotes, 95 undervotes)**

Mark Cavener	159	20.89%
Katherine M Gallant	47	6.18%
Cliff S Bentz	549	72.14%
Write-in	6	0.79%
Total	761	100.00%
Overvotes	0	
Undervotes	95	

**Governor (DEM) (Vote for 1)**

**432 ballots (1 over voted ballots, 1 overvotes, 30 undervotes)**

Tobias Read	166	41.40%
John Sweeney	6	1.50%
Patrick E Starnes	21	5.24%
Dave W Stauffer	2	0.50%
Peter W Hall	2	0.50%
Genevieve Wilson H	0	0.00%
Keisha Lanell Merchant	3	0.75%

## Statement of Votes Cast by Geography

Page: 29 of 171

Josephine, Primary 2022, May 17, 2022

Certified Precinct Level Results 6-10-2022

All Precincts, All Districts, All Counter Groups, All ScanStations, All Contests, All Boxes

Total Ballots Cast: 28921

Choice	Votes	Vote %
Michael Cross	0	0.00%
George L Carrillo	3	0.75%
Tina Kotek	162	40.40%
Michael Trimble	5	1.25%
Ifeanyichukwu C Diru	2	0.50%
Wilson R Bright	1	0.25%
Julian Bell	8	2.00%
David Beem	1	0.25%
Write-in	19	4.74%
Total	401	100.00%
Overvotes	1	
Undervotes	30	

**Governor (REP) (Vote for 1)****855 ballots (0 over voted ballots, 0 overvotes, 34 undervotes)**

Amber R Richardson	2	0.24%
Bill Sizemore	21	2.56%
Stefan G Strek (Stregoi)	0	0.00%
Nick Hess	12	1.46%
John G Presco	1	0.12%
Bud Pierce	48	5.85%
Stan Pulliam	51	6.21%
Kerry McQuisten	58	7.06%
Tim McCloud	12	1.46%
Brandon C Merritt	8	0.97%
Reed Christensen	8	0.97%
Jessica Gomez	33	4.02%
Marc Thielman	63	7.67%
Bob Tiernan	183	22.29%
Christine Drazan	206	25.09%
Court Boice	11	1.34%
Bridget Barton	92	11.21%
Raymond Baldwin	0	0.00%
David A Burch	0	0.00%
Write-in	12	1.46%
Total	821	100.00%
Overvotes	0	
Undervotes	34	

**State Representative, 3rd District (DEM) (Vote for 1)****432 ballots (0 over voted ballots, 0 overvotes, 139 undervotes)**

Brady W Keister	282	96.25%
Write-in	11	3.75%
Total	293	100.00%
Overvotes	0	
Undervotes	139	

**State Representative, 3rd District (REP) (Vote for 1)****855 ballots (0 over voted ballots, 0 overvotes, 199 undervotes)**

Lily Morgan	635	96.80%
Write-in	21	3.20%
Total	656	100.00%
Overvotes	0	
Undervotes	199	

**Commissioner of the Bureau of Labor and Industries (Vote for 1)****1640 ballots (0 over voted ballots, 0 overvotes, 430 undervotes)**

Christina E Stephenson	384	31.74%
Cheri Helt	350	28.93%
Chris Henry	47	3.88%
Robert Neuman	63	5.21%
Casey M Kulla	141	11.65%
Brent T Barker	195	16.12%



Statement of Votes Cast by Geography  
Josephine, Primary 2022, May 17, 2022  
Certified Precinct Level Results 6-10-2022

Page: 30 of 171

All Precincts, All Districts, All Counter Groups, All ScanStations, All Contests, All Boxes  
Total Ballots Cast: 28921

<b>Choice</b>	<b>Votes</b>	<b>Vote %</b>
Aaron R Baca	21	1.74%
Write-in	9	0.74%
Total	1210	100.00%
Overvotes	0	
Undervotes	430	

**Judge of the Supreme Court, Position 6 (Vote for 1)**

**1640 ballots (0 over voted ballots, 0 overvotes, 720 undervotes)**

Roger J DeHoog	894	97.17%
Write-in	26	2.83%
Total	920	100.00%
Overvotes	0	
Undervotes	720	

**Judge of the Court of Appeals, Position 3 (Vote for 1)**

**1640 ballots (0 over voted ballots, 0 overvotes, 405 undervotes)**

Darleen Ortega	598	48.42%
Vance Day	633	51.26%
Write-in	4	0.32%
Total	1235	100.00%
Overvotes	0	
Undervotes	405	

**Judge of the Court of Appeals, Position 5 (Vote for 1)**

**1640 ballots (0 over voted ballots, 0 overvotes, 700 undervotes)**

Scott A Shorr	915	97.34%
Write-in	25	2.66%
Total	940	100.00%
Overvotes	0	
Undervotes	700	

**Judge of the Court of Appeals, Position 8 (Vote for 1)**

**1640 ballots (0 over voted ballots, 0 overvotes, 724 undervotes)**

Ramón A Pagán	891	97.27%
Write-in	25	2.73%
Total	916	100.00%
Overvotes	0	
Undervotes	724	

**County Commissioner, Position 1 (Vote for 1)**

**1640 ballots (0 over voted ballots, 0 overvotes, 195 undervotes)**

Gary Richardson	306	21.18%
Mark F Jones	84	5.81%
Mark J Seligman	52	3.60%
Neigel Von Hruska	17	1.18%
James Day Ward Iii	14	0.97%
John West	504	34.88%
Brian De La Grange	446	30.87%
Jordan DeHarty	18	1.25%
Write-in	4	0.28%
Total	1445	100.00%
Overvotes	0	
Undervotes	195	

**County Legal Counsel (Vote for 1)**

**1640 ballots (0 over voted ballots, 0 overvotes, 641 undervotes)**

Wally Hicks	972	97.30%
Write-in	27	2.70%



Statement of Votes Cast by Geography  
Josephine, Primary 2022, May 17, 2022  
Certified Precinct Level Results 6-10-2022

All Precincts, All Districts, All Counter Groups, All ScanStations, All Contests, All Boxes  
Total Ballots Cast: 28921

Choice	Votes	Vote %
Write-in	2	0.19%
Write-in	2	0.19%
Write-in	1	0.10%
Write-in	1	0.10%
Write-in	1	0.10%
Write-in	0	0.00%
Write-in	0	0.00%
Write-in	2	0.19%
Total	1028	100.00%
Overvotes	0	
Undervotes	14362	

**Precinct 09**

**US Senator (DEM) (Vote for 1)**

**19 ballots (0 over voted ballots, 0 overvotes, 2 undervotes)**

Ron Wyden	15	88.24%
Brent Thompson	2	11.76%
William E Barlow III	0	0.00%
Write-in	0	0.00%
Total	17	100.00%
Overvotes	0	
Undervotes	2	

**US Senator (REP) (Vote for 1)**

**57 ballots (0 over voted ballots, 0 overvotes, 10 undervotes)**

Darin Harbick	12	25.53%
Sam Palmer	3	6.38%
Jo Rae Perkins	22	46.81%
Christopher C Christensen	4	8.51%
Ibra A Taher	2	4.26%
Robert M Fleming	0	0.00%
Jason Beebe	3	6.38%
Write-in	1	2.13%
Total	47	100.00%
Overvotes	0	
Undervotes	10	

**US Representative, 2nd District (DEM) (Vote for 1)**

**19 ballots (0 over voted ballots, 0 overvotes, 6 undervotes)**

Adam Prine	3	23.08%
Joe Yetter	10	76.92%
Write-in	0	0.00%
Total	13	100.00%
Overvotes	0	
Undervotes	6	

**US Representative, 2nd District (REP) (Vote for 1)**

**57 ballots (0 over voted ballots, 0 overvotes, 11 undervotes)**

Mark Cavener	9	19.57%
Katherine M Gallant	0	0.00%
Cliff S Bentz	36	78.26%
Write-in	1	2.17%
Total	46	100.00%
Overvotes	0	
Undervotes	11	

**Governor (DEM) (Vote for 1)**

**19 ballots (0 over voted ballots, 0 overvotes, 2 undervotes)**

Tobias Read	10	58.82%
John Sweeney	0	0.00%
Patrick E Starnes	0	0.00%
Dave W Stauffer	0	0.00%

## Statement of Votes Cast by Geography

Page: 33 of 171

Josephine, Primary 2022, May 17, 2022

Certified Precinct Level Results 6-10-2022

All Precincts, All Districts, All Counter Groups, All ScanStations, All Contests, All Boxes

Total Ballots Cast: 28921

Choice	Votes	Vote %
Peter W Hall	0	0.00%
Genevieve Wilson H	0	0.00%
Keisha Lanell Merchant	0	0.00%
Michael Cross	0	0.00%
George L Carrillo	0	0.00%
Tina Kotek	3	17.65%
Michael Trimble	4	23.53%
Ifeanyichukwu C Diru	0	0.00%
Wilson R Bright	0	0.00%
Julian Bell	0	0.00%
David Beem	0	0.00%
Write-in	0	0.00%
Total	17	100.00%
Overvotes	0	
Undervotes	2	

**Governor (REP) (Vote for 1)****57 ballots (0 over voted ballots, 0 overvotes, 8 undervotes)**

Amber R Richardson	0	0.00%
Bill Sizemore	1	2.04%
Stefan G Strek (Stregoi)	0	0.00%
Nick Hess	1	2.04%
John G Presco	0	0.00%
Bud Pierce	0	0.00%
Stan Pulliam	4	8.16%
Kerry McQuisten	5	10.20%
Tim McCloud	1	2.04%
Brandon C Merritt	1	2.04%
Reed Christensen	0	0.00%
Jessica Gomez	1	2.04%
Marc Thielman	1	2.04%
Bob Tiernan	17	34.69%
Christine Drazan	7	14.29%
Court Boice	0	0.00%
Bridget Barton	10	20.41%
Raymond Baldwin	0	0.00%
David A Burch	0	0.00%
Write-in	0	0.00%
Total	49	100.00%
Overvotes	0	
Undervotes	8	

**State Representative, 4th District (DEM) (Vote for 1)****19 ballots (0 over voted ballots, 0 overvotes, 17 undervotes)**

Write-in	2	100.00%
Total	2	100.00%
Overvotes	0	
Undervotes	17	

**State Representative, 4th District (REP) (Vote for 1)****57 ballots (0 over voted ballots, 0 overvotes, 26 undervotes)**

Christine Goodwin	30	96.77%
Write-in	1	3.23%
Total	31	100.00%
Overvotes	0	
Undervotes	26	

**Commissioner of the Bureau of Labor and Industries (Vote for 1)****99 ballots (0 over voted ballots, 0 overvotes, 39 undervotes)**

Christina E Stephenson	22	36.67%
Cheri Helt	13	21.67%
Chris Henry	2	3.33%
Robert Neuman	4	6.67%

Statement of Votes Cast by Geography  
Josephine, Primary 2022, May 17, 2022  
Certified Precinct Level Results 6-10-2022

Page: 34 of 171

All Precincts, All Districts, All Counter Groups, All ScanStations, All Contests, All Boxes  
Total Ballots Cast: 28921

Choice	Votes	Vote %
Casey M Kulla	10	16.67%
Brent T Barker	9	15.00%
Aaron R Baca	0	0.00%
Write-in	0	0.00%
Total	60	100.00%
Overvotes	0	
Undervotes	39	

**Judge of the Supreme Court, Position 6 (Vote for 1)**

**99 ballots (0 over voted ballots, 0 overvotes, 59 undervotes)**

Roger J DeHoog	39	97.50%
Write-in	1	2.50%
Total	40	100.00%
Overvotes	0	
Undervotes	59	

**Judge of the Court of Appeals, Position 3 (Vote for 1)**

**99 ballots (0 over voted ballots, 0 overvotes, 26 undervotes)**

Darleen Ortega	26	35.62%
Vance Day	47	64.38%
Write-in	0	0.00%
Total	73	100.00%
Overvotes	0	
Undervotes	26	

**Judge of the Court of Appeals, Position 5 (Vote for 1)**

**99 ballots (0 over voted ballots, 0 overvotes, 58 undervotes)**

Scott A Shorr	39	95.12%
Write-in	2	4.88%
Total	41	100.00%
Overvotes	0	
Undervotes	58	

**Judge of the Court of Appeals, Position 8 (Vote for 1)**

**99 ballots (0 over voted ballots, 0 overvotes, 60 undervotes)**

Ramón A Pagán	37	94.87%
Write-in	2	5.13%
Total	39	100.00%
Overvotes	0	
Undervotes	60	

**County Commissioner, Position 1 (Vote for 1)**

**99 ballots (0 over voted ballots, 0 overvotes, 10 undervotes)**

Gary Richardson	22	24.72%
Mark F Jones	3	3.37%
Mark J Seligman	7	7.87%
Neigel Von Hruska	0	0.00%
James Day Ward Iii	0	0.00%
John West	31	34.83%
Brian De La Grange	25	28.09%
Jordan DeHarty	1	1.12%
Write-in	0	0.00%
Total	89	100.00%
Overvotes	0	
Undervotes	10	

**County Legal Counsel (Vote for 1)**

**99 ballots (0 over voted ballots, 0 overvotes, 51 undervotes)**

Wally Hicks	43	89.58%
Write-in	5	10.42%

Statement of Votes Cast by Geography  
Josephine, Primary 2022, May 17, 2022  
Certified Precinct Level Results 6-10-2022  
All Precincts, All Districts, All Counter Groups, All ScanStations, All Contests, All Boxes  
Total Ballots Cast: 28921

Choice	Votes	Vote %
Total	48	100.00%
Overvotes	0	
Undervotes	51	

**17-105 Repeal of Josephine County Ordinance 2021-002 (Vote for 1)**  
**99 ballots (0 over voted ballots, 0 overvotes, 5 undervotes)**

Yes	49	52.13%
No	45	47.87%
Total	94	100.00%
Overvotes	0	
Undervotes	5	

**17-106 Advisory question on Becoming Part of Idaho (Vote for 1)**  
**99 ballots (0 over voted ballots, 0 overvotes, 4 undervotes)**

Yes	52	54.74%
No	43	45.26%
Total	95	100.00%
Overvotes	0	
Undervotes	4	

**Precinct Committee Person - Democrat - 09 Scoville (DEM) (Vote for 2)**  
**19 ballots (0 over voted ballots, 0 overvotes, 36 undervotes)**

Write-in	1	50.00%
Write-in	1	50.00%
Total	2	100.00%
Overvotes	0	
Undervotes	36	

**Precinct Committee Person - Republican - 09 Scoville (REP) (Vote for 2)**  
**57 ballots (0 over voted ballots, 0 overvotes, 108 undervotes)**

Write-in	4	66.67%
Write-in	2	33.33%
Total	6	100.00%
Overvotes	0	
Undervotes	108	

**Precinct 10**

**US Senator (DEM) (Vote for 1)**  
**28 ballots (0 over voted ballots, 0 overvotes, 2 undervotes)**

Ron Wyden	25	96.15%
Brent Thompson	1	3.85%
William E Barlow III	0	0.00%
Write-in	0	0.00%
Total	26	100.00%
Overvotes	0	
Undervotes	2	

**US Senator (REP) (Vote for 1)**  
**76 ballots (0 over voted ballots, 0 overvotes, 8 undervotes)**

Darin Harbick	12	17.65%
Sam Palmer	10	14.71%
Jo Rae Perkins	42	61.76%
Christopher C Christensen	0	0.00%
Ibra A Taher	0	0.00%
Robert M Fleming	0	0.00%
Jason Beebe	4	5.88%
Write-in	0	0.00%
Total	68	100.00%
Overvotes	0	
Undervotes	8	

Statement of Votes Cast by Geography  
Josephine, Primary 2022, May 17, 2022  
Certified Precinct Level Results 6-10-2022

Page: 36 of 171

All Precincts, All Districts, All Counter Groups, All ScanStations, All Contests, All Boxes  
Total Ballots Cast: 28921

Choice	Votes	Vote %
<b>US Representative, 2nd District (DEM) (Vote for 1)</b>		
<b>28 ballots (0 over voted ballots, 0 overvotes, 7 undervotes)</b>		
Adam Prine	7	33.33%
Joe Yetter	14	66.67%
Write-in	0	0.00%
Total	21	100.00%
Overvotes	0	
Undervotes	7	

<b>US Representative, 2nd District (REP) (Vote for 1)</b>		
<b>76 ballots (0 over voted ballots, 0 overvotes, 8 undervotes)</b>		
Mark Cavener	8	11.76%
Katherine M Gallant	0	0.00%
Cliff S Bentz	60	88.24%
Write-in	0	0.00%
Total	68	100.00%
Overvotes	0	
Undervotes	8	

<b>Governor (DEM) (Vote for 1)</b>		
<b>28 ballots (0 over voted ballots, 0 overvotes, 1 undervotes)</b>		
Tobias Read	15	55.56%
John Sweeney	0	0.00%
Patrick E Starnes	0	0.00%
Dave W Stauffer	0	0.00%
Peter W Hall	0	0.00%
Genevieve Wilson H	1	3.70%
Keisha Lanell Merchant	0	0.00%
Michael Cross	0	0.00%
George L Carrillo	0	0.00%
Tina Kotek	8	29.63%
Michael Trimble	0	0.00%
Ifeanyichukwu C Diru	0	0.00%
Wilson R Bright	0	0.00%
Julian Bell	1	3.70%
David Beem	0	0.00%
Write-in	2	7.41%
Total	27	100.00%
Overvotes	0	
Undervotes	1	

<b>Governor (REP) (Vote for 1)</b>		
<b>76 ballots (0 over voted ballots, 0 overvotes, 1 undervotes)</b>		
Amber R Richardson	2	2.67%
Bill Sizemore	0	0.00%
Stefan G Strek (Stregoi)	0	0.00%
Nick Hess	0	0.00%
John G Presco	0	0.00%
Bud Pierce	3	4.00%
Stan Pulliam	6	8.00%
Kerry McQuisten	7	9.33%
Tim McCloud	0	0.00%
Brandon C Merritt	0	0.00%
Reed Christensen	4	5.33%
Jessica Gomez	0	0.00%
Marc Thielman	4	5.33%
Bob Tiernan	11	14.67%
Christine Drazan	22	29.33%
Court Boice	1	1.33%
Bridget Barton	15	20.00%
Raymond Baldwin	0	0.00%
David A Burch	0	0.00%
Write-in	0	0.00%

Statement of Votes Cast by Geography  
Josephine, Primary 2022, May 17, 2022  
Certified Precinct Level Results 6-10-2022  
All Precincts, All Districts, All Counter Groups, All ScanStations, All Contests, All Boxes  
Total Ballots Cast: 28921

Choice	Votes	Vote %
Total	75	100.00%
Overvotes	0	
Undervotes	1	

**State Representative, 3rd District (DEM) (Vote for 1)****28 ballots (0 over voted ballots, 0 overvotes, 7 undervotes)**

Brady W Keister	21	100.00%
Write-in	0	0.00%
Total	21	100.00%
Overvotes	0	
Undervotes	7	

**State Representative, 3rd District (REP) (Vote for 1)****76 ballots (0 over voted ballots, 0 overvotes, 25 undervotes)**

Lily Morgan	50	98.04%
Write-in	1	1.96%
Total	51	100.00%
Overvotes	0	
Undervotes	25	

**Commissioner of the Bureau of Labor and Industries (Vote for 1)****140 ballots (0 over voted ballots, 0 overvotes, 33 undervotes)**

Christina E Stephenson	34	31.78%
Cheri Helt	34	31.78%
Chris Henry	3	2.80%
Robert Neuman	6	5.61%
Casey M Kulla	15	14.02%
Brent T Barker	14	13.08%
Aaron R Baca	1	0.93%
Write-in	0	0.00%
Total	107	100.00%
Overvotes	0	
Undervotes	33	

**Judge of the Supreme Court, Position 6 (Vote for 1)****140 ballots (0 over voted ballots, 0 overvotes, 62 undervotes)**

Roger J DeHoog	77	98.72%
Write-in	1	1.28%
Total	78	100.00%
Overvotes	0	
Undervotes	62	

**Judge of the Court of Appeals, Position 3 (Vote for 1)****140 ballots (0 over voted ballots, 0 overvotes, 25 undervotes)**

Darleen Ortega	38	33.04%
Vance Day	77	66.96%
Write-in	0	0.00%
Total	115	100.00%
Overvotes	0	
Undervotes	25	

**Judge of the Court of Appeals, Position 5 (Vote for 1)****140 ballots (0 over voted ballots, 0 overvotes, 62 undervotes)**

Scott A Shorr	76	97.44%
Write-in	2	2.56%
Total	78	100.00%
Overvotes	0	
Undervotes	62	



Statement of Votes Cast by Geography  
 Josephine, Primary 2022, May 17, 2022  
 Certified Precinct Level Results 6-10-2022

All Precincts, All Districts, All Counter Groups, All ScanStations, All Contests, All Boxes  
 Total Ballots Cast: 28921

Choice	Votes	Vote %
<b>Judge of the Court of Appeals, Position 8 (Vote for 1)</b>		
<b>140 ballots (0 over voted ballots, 0 overvotes, 64 undervotes)</b>		
Ramón A Pagán	74	97.37%
Write-in	2	2.63%
Total	76	100.00%
Overvotes	0	
Undervotes	64	
<b>County Commissioner, Position 1 (Vote for 1)</b>		
<b>140 ballots (0 over voted ballots, 0 overvotes, 12 undervotes)</b>		
Gary Richardson	28	21.88%
Mark F Jones	4	3.12%
Mark J Seligman	4	3.12%
Neigel Von Hruska	2	1.56%
James Day Ward Iii	0	0.00%
John West	55	42.97%
Brian De La Grange	34	26.56%
Jordan DeHarty	0	0.00%
Write-in	1	0.78%
Total	128	100.00%
Overvotes	0	
Undervotes	12	
<b>County Legal Counsel (Vote for 1)</b>		
<b>140 ballots (0 over voted ballots, 0 overvotes, 43 undervotes)</b>		
Wally Hicks	95	97.94%
Write-in	2	2.06%
Total	97	100.00%
Overvotes	0	
Undervotes	43	
<b>17-105 Repeal of Josephine County Ordinance 2021-002 (Vote for 1)</b>		
<b>140 ballots (0 over voted ballots, 0 overvotes, 7 undervotes)</b>		
Yes	72	54.14%
No	61	45.86%
Total	133	100.00%
Overvotes	0	
Undervotes	7	
<b>17-106 Advisory question on Becoming Part of Idaho (Vote for 1)</b>		
<b>140 ballots (0 over voted ballots, 0 overvotes, 4 undervotes)</b>		
Yes	79	58.09%
No	57	41.91%
Total	136	100.00%
Overvotes	0	
Undervotes	4	
<b>Precinct Committee Person - Democrat - 10 Robertson (DEM) (Vote for 2)</b>		
<b>28 ballots (0 over voted ballots, 0 overvotes, 31 undervotes)</b>		
Sylvia Marr	22	88.00%
Write-in	3	12.00%
Write-in	0	0.00%
Total	25	100.00%
Overvotes	0	
Undervotes	31	
<b>Precinct Committee Person - Republican - 10 Robertson (REP) (Vote for 2)</b>		
<b>76 ballots (0 over voted ballots, 0 overvotes, 101 undervotes)</b>		
Melisa Biencourt	46	90.20%
Write-in	5	9.80%
Write-in	0	0.00%

Statement of Votes Cast by Geography  
Josephine, Primary 2022, May 17, 2022  
Certified Precinct Level Results 6-10-2022  
All Precincts, All Districts, All Counter Groups, All ScanStations, All Contests, All Boxes  
Total Ballots Cast: 28921

Choice	Votes	Vote %
Total	51	100.00%
Overvotes	0	
Undervotes	101	

**Precinct 11****US Senator (DEM) (Vote for 1)****38 ballots (0 over voted ballots, 0 overvotes, 3 undervotes)**

Ron Wyden	34	97.14%
Brent Thompson	0	0.00%
William E Barlow III	1	2.86%
Write-in	0	0.00%
Total	35	100.00%
Overvotes	0	
Undervotes	3	

**US Senator (REP) (Vote for 1)****74 ballots (0 over voted ballots, 0 overvotes, 4 undervotes)**

Darin Harbick	25	35.71%
Sam Palmer	3	4.29%
Jo Rae Perkins	28	40.00%
Christopher C Christensen	3	4.29%
Ibra A Taher	2	2.86%
Robert M Fleming	2	2.86%
Jason Beebe	5	7.14%
Write-in	2	2.86%
Total	70	100.00%
Overvotes	0	
Undervotes	4	

**US Representative, 2nd District (DEM) (Vote for 1)****38 ballots (0 over voted ballots, 0 overvotes, 14 undervotes)**

Adam Prine	10	41.67%
Joe Yetter	14	58.33%
Write-in	0	0.00%
Total	24	100.00%
Overvotes	0	
Undervotes	14	

**US Representative, 2nd District (REP) (Vote for 1)****74 ballots (0 over voted ballots, 0 overvotes, 4 undervotes)**

Mark Cavener	8	11.43%
Katherine M Gallant	6	8.57%
Cliff S Bentz	55	78.57%
Write-in	1	1.43%
Total	70	100.00%
Overvotes	0	
Undervotes	4	

**Governor (DEM) (Vote for 1)****38 ballots (0 over voted ballots, 0 overvotes, 1 undervotes)**

Tobias Read	17	45.95%
John Sweeney	0	0.00%
Patrick E Starnes	2	5.41%
Dave W Stauffer	0	0.00%
Peter W Hall	0	0.00%
Genevieve Wilson H	0	0.00%
Keisha Lanell Merchant	0	0.00%
Michael Cross	0	0.00%
George L Carrillo	0	0.00%
Tina Kotek	16	43.24%
Michael Trimble	0	0.00%
Ifeanyichukwu C Diru	0	0.00%

Statement of Votes Cast by Geography  
 Josephine, Primary 2022, May 17, 2022  
 Certified Precinct Level Results 6-10-2022

All Precincts, All Districts, All Counter Groups, All ScanStations, All Contests, All Boxes  
 Total Ballots Cast: 28921

Choice	Votes	Vote %
Wilson R Bright	0	0.00%
Julian Bell	0	0.00%
David Beem	0	0.00%
Write-in	2	5.41%
<b>Total</b>	<b>37</b>	<b>100.00%</b>
Overvotes	0	
Undervotes	1	

**Governor (REP) (Vote for 1)**

**74 ballots (0 over voted ballots, 0 overvotes, 2 undervotes)**

Amber R Richardson	2	2.78%
Bill Sizemore	2	2.78%
Stefan G Strek (Stregoi)	0	0.00%
Nick Hess	0	0.00%
John G Presco	0	0.00%
Bud Pierce	3	4.17%
Stan Pulliam	5	6.94%
Kerry McQuisten	3	4.17%
Tim McCloud	1	1.39%
Brandon C Merritt	0	0.00%
Reed Christensen	3	4.17%
Jessica Gomez	4	5.56%
Marc Thielman	9	12.50%
Bob Tiernan	14	19.44%
Christine Drazan	17	23.61%
Court Boice	1	1.39%
Bridget Barton	7	9.72%
Raymond Baldwin	0	0.00%
David A Burch	0	0.00%
Write-in	1	1.39%
<b>Total</b>	<b>72</b>	<b>100.00%</b>
Overvotes	0	
Undervotes	2	

**State Representative, 4th District (DEM) (Vote for 1)**

**38 ballots (0 over voted ballots, 0 overvotes, 36 undervotes)**

Write-in	2	100.00%
<b>Total</b>	<b>2</b>	<b>100.00%</b>
Overvotes	0	
Undervotes	36	

**State Representative, 4th District (REP) (Vote for 1)**

**74 ballots (0 over voted ballots, 0 overvotes, 21 undervotes)**

Christine Goodwin	50	94.34%
Write-in	3	5.66%
<b>Total</b>	<b>53</b>	<b>100.00%</b>
Overvotes	0	
Undervotes	21	

**Commissioner of the Bureau of Labor and Industries (Vote for 1)**

**147 ballots (0 over voted ballots, 0 overvotes, 36 undervotes)**

Christina E Stephenson	33	29.73%
Cheri Helt	26	23.42%
Chris Henry	5	4.50%
Robert Neuman	6	5.41%
Casey M Kulla	20	18.02%
Brent T Barker	19	17.12%
Aaron R Baca	1	0.90%
Write-in	1	0.90%
<b>Total</b>	<b>111</b>	<b>100.00%</b>
Overvotes	0	
Undervotes	36	

## Statement of Votes Cast by Geography

Page: 41 of 171

Josephine, Primary 2022, May 17, 2022

Certified Precinct Level Results 6-10-2022

All Precincts, All Districts, All Counter Groups, All ScanStations, All Contests, All Boxes

Total Ballots Cast: 28921

Choice	Votes	Vote %
<b>Judge of the Supreme Court, Position 6 (Vote for 1)</b>		
<b>147 ballots (0 over voted ballots, 0 overvotes, 58 undervotes)</b>		
Roger J DeHoog	88	98.88%
Write-in	1	1.12%
Total	89	100.00%
Overvotes	0	
Undervotes	58	
<b>Judge of the Court of Appeals, Position 3 (Vote for 1)</b>		
<b>147 ballots (0 over voted ballots, 0 overvotes, 28 undervotes)</b>		
Darleen Ortega	59	49.58%
Vance Day	60	50.42%
Write-in	0	0.00%
Total	119	100.00%
Overvotes	0	
Undervotes	28	
<b>Judge of the Court of Appeals, Position 5 (Vote for 1)</b>		
<b>147 ballots (0 over voted ballots, 0 overvotes, 52 undervotes)</b>		
Scott A Shorr	94	98.95%
Write-in	1	1.05%
Total	95	100.00%
Overvotes	0	
Undervotes	52	
<b>Judge of the Court of Appeals, Position 8 (Vote for 1)</b>		
<b>147 ballots (0 over voted ballots, 0 overvotes, 54 undervotes)</b>		
Ramón A Pagán	91	97.85%
Write-in	2	2.15%
Total	93	100.00%
Overvotes	0	
Undervotes	54	
<b>County Commissioner, Position 1 (Vote for 1)</b>		
<b>147 ballots (0 over voted ballots, 0 overvotes, 8 undervotes)</b>		
Gary Richardson	33	23.74%
Mark F Jones	7	5.04%
Mark J Seligman	3	2.16%
Neigel Von Hruska	1	0.72%
James Day Ward Iii	0	0.00%
John West	43	30.94%
Brian De La Grange	50	35.97%
Jordan DeHarty	1	0.72%
Write-in	1	0.72%
Total	139	100.00%
Overvotes	0	
Undervotes	8	
<b>County Legal Counsel (Vote for 1)</b>		
<b>147 ballots (0 over voted ballots, 0 overvotes, 48 undervotes)</b>		
Wally Hicks	99	100.00%
Write-in	0	0.00%
Total	99	100.00%
Overvotes	0	
Undervotes	48	
<b>17-105 Repeal of Josephine County Ordinance 2021-002 (Vote for 1)</b>		
<b>147 ballots (0 over voted ballots, 0 overvotes, 5 undervotes)</b>		
Yes	55	38.73%
No	87	61.27%

Statement of Votes Cast by Geography  
 Josephine, Primary 2022, May 17, 2022  
 Certified Precinct Level Results 6-10-2022

All Precincts, All Districts, All Counter Groups, All ScanStations, All Contests, All Boxes

Total Ballots Cast: 28921

Choice	Votes	Vote %
Total	142	100.00%
Overvotes	0	
Undervotes	5	

**17-106 Advisory question on Becoming Part of Idaho (Vote for 1)**

**147 ballots (0 over voted ballots, 0 overvotes, 2 undervotes)**

Yes	69	47.59%
No	76	52.41%
Total	145	100.00%
Overvotes	0	
Undervotes	2	

**Precinct Committee Person - Democrat - 11 Beacon (DEM) (Vote for 2)**

**38 ballots (0 over voted ballots, 0 overvotes, 75 undervotes)**

Write-in	1	100.00%
Write-in	0	0.00%
Total	1	100.00%
Overvotes	0	
Undervotes	75	

**Precinct Committee Person - Republican - 11 Beacon (REP) (Vote for 2)**

**74 ballots (0 over voted ballots, 0 overvotes, 37 undervotes)**

Stan Morrow	55	49.55%
Kelly Morrow	54	48.65%
Write-in	1	0.90%
Write-in	1	0.90%
Total	111	100.00%
Overvotes	0	
Undervotes	37	

**Precinct 12**

**US Senator (DEM) (Vote for 1)**

**49 ballots (0 over voted ballots, 0 overvotes, 2 undervotes)**

Ron Wyden	44	93.62%
Brent Thompson	3	6.38%
William E Barlow III	0	0.00%
Write-in	0	0.00%
Total	47	100.00%
Overvotes	0	
Undervotes	2	

**US Senator (REP) (Vote for 1)**

**71 ballots (0 over voted ballots, 0 overvotes, 11 undervotes)**

Darin Harbick	18	30.00%
Sam Palmer	8	13.33%
Jo Rae Perkins	21	35.00%
Christopher C Christensen	6	10.00%
Ibra A Taher	2	3.33%
Robert M Fleming	1	1.67%
Jason Beebe	4	6.67%
Write-in	0	0.00%
Total	60	100.00%
Overvotes	0	
Undervotes	11	

**US Representative, 2nd District (DEM) (Vote for 1)**

**49 ballots (0 over voted ballots, 0 overvotes, 14 undervotes)**

Adam Prine	18	51.43%
Joe Yetter	17	48.57%
Write-in	0	0.00%

## Statement of Votes Cast by Geography

Page: 43 of 171

Josephine, Primary 2022, May 17, 2022

Certified Precinct Level Results 6-10-2022

All Precincts, All Districts, All Counter Groups, All ScanStations, All Contests, All Boxes

Total Ballots Cast: 28921

Choice	Votes	Vote %
Total	35	100.00%
Overvotes	0	
Undervotes	14	

**US Representative, 2nd District (REP) (Vote for 1)****71 ballots (0 over voted ballots, 0 overvotes, 8 undervotes)**

Mark Cavener	7	11.11%
Katherine M Gallant	3	4.76%
Cliff S Bentz	53	84.13%
Write-in	0	0.00%
Total	63	100.00%
Overvotes	0	
Undervotes	8	

**Governor (DEM) (Vote for 1)****49 ballots (0 over voted ballots, 0 overvotes, 7 undervotes)**

Tobias Read	16	38.10%
John Sweeney	0	0.00%
Patrick E Starnes	1	2.38%
Dave W Stauffer	0	0.00%
Peter W Hall	0	0.00%
Genevieve Wilson H	0	0.00%
Keisha Lanell Merchant	1	2.38%
Michael Cross	1	2.38%
George L Carrillo	1	2.38%
Tina Kotek	21	50.00%
Michael Trimble	0	0.00%
Ifeanyichukwu C Diru	0	0.00%
Wilson R Bright	0	0.00%
Julian Bell	0	0.00%
David Beem	0	0.00%
Write-in	1	2.38%
Total	42	100.00%
Overvotes	0	
Undervotes	7	

**Governor (REP) (Vote for 1)****71 ballots (0 over voted ballots, 0 overvotes, 5 undervotes)**

Amber R Richardson	1	1.52%
Bill Sizemore	0	0.00%
Stefan G Strek (Stregoi)	0	0.00%
Nick Hess	0	0.00%
John G Presco	0	0.00%
Bud Pierce	3	4.55%
Stan Pulliam	6	9.09%
Kerry McQuisten	4	6.06%
Tim McCloud	0	0.00%
Brandon C Merritt	0	0.00%
Reed Christensen	0	0.00%
Jessica Gomez	5	7.58%
Marc Thielman	8	12.12%
Bob Tieman	16	24.24%
Christine Drazan	11	16.67%
Court Boice	0	0.00%
Bridget Barton	11	16.67%
Raymond Baldwin	0	0.00%
David A Burch	0	0.00%
Write-in	1	1.52%
Total	66	100.00%
Overvotes	0	
Undervotes	5	

Statement of Votes Cast by Geography  
Josephine, Primary 2022, May 17, 2022  
Certified Precinct Level Results 6-10-2022

Page: 44 of 171

All Precincts, All Districts, All Counter Groups, All ScanStations, All Contests, All Boxes  
Total Ballots Cast: 28921

Choice	Votes	Vote %
<b>State Representative, 3rd District (DEM) (Vote for 1)</b>		
<b>49 ballots (0 over voted ballots, 0 overvotes, 16 undervotes)</b>		
Brady W Keister	33	100.00%
Write-in	0	0.00%
Total	33	100.00%
Overvotes	0	
Undervotes	16	

<b>State Representative, 3rd District (REP) (Vote for 1)</b>		
<b>71 ballots (0 over voted ballots, 0 overvotes, 15 undervotes)</b>		
Lily Morgan	54	96.43%
Write-in	2	3.57%
Total	56	100.00%
Overvotes	0	
Undervotes	15	

<b>Commissioner of the Bureau of Labor and Industries (Vote for 1)</b>		
<b>160 ballots (0 over voted ballots, 0 overvotes, 48 undervotes)</b>		
Christina E Stephenson	46	41.07%
Cheri Helt	33	29.46%
Chris Henry	0	0.00%
Robert Neuman	10	8.93%
Casey M Kulla	10	8.93%
Brent T Barker	8	7.14%
Aaron R Baca	4	3.57%
Write-in	1	0.89%
Total	112	100.00%
Overvotes	0	
Undervotes	48	

<b>Judge of the Supreme Court, Position 6 (Vote for 1)</b>		
<b>160 ballots (0 over voted ballots, 0 overvotes, 61 undervotes)</b>		
Roger J DeHoog	99	100.00%
Write-in	0	0.00%
Total	99	100.00%
Overvotes	0	
Undervotes	61	

<b>Judge of the Court of Appeals, Position 3 (Vote for 1)</b>		
<b>160 ballots (0 over voted ballots, 0 overvotes, 36 undervotes)</b>		
Darleen Ortega	72	58.06%
Vance Day	52	41.94%
Write-in	0	0.00%
Total	124	100.00%
Overvotes	0	
Undervotes	36	

<b>Judge of the Court of Appeals, Position 5 (Vote for 1)</b>		
<b>160 ballots (0 over voted ballots, 0 overvotes, 60 undervotes)</b>		
Scott A Shorr	99	99.00%
Write-in	1	1.00%
Total	100	100.00%
Overvotes	0	
Undervotes	60	

<b>Judge of the Court of Appeals, Position 8 (Vote for 1)</b>		
<b>160 ballots (0 over voted ballots, 0 overvotes, 60 undervotes)</b>		
Ramón A Pagán	99	99.00%
Write-in	1	1.00%

Statement of Votes Cast by Geography  
Josephine, Primary 2022, May 17, 2022  
Certified Precinct Level Results 6-10-2022  
All Precincts, All Districts, All Counter Groups, All ScanStations, All Contests, All Boxes  
Total Ballots Cast: 28921

Choice	Votes	Vote %
Total	100	100.00%
Overvotes	0	
Undervotes	60	

**County Commissioner, Position 1 (Vote for 1)****160 ballots (0 over voted ballots, 0 overvotes, 21 undervotes)**

Gary Richardson	15	10.79%
Mark F Jones	9	6.47%
Mark J Seligman	5	3.60%
Neigel Von Hruska	3	2.16%
James Day Ward Iii	1	0.72%
John West	52	37.41%
Brian De La Grange	53	38.13%
Jordan DeHarty	1	0.72%
Write-in	0	0.00%
Total	139	100.00%
Overvotes	0	
Undervotes	21	

**County Legal Counsel (Vote for 1)****160 ballots (0 over voted ballots, 0 overvotes, 50 undervotes)**

Wally Hicks	110	100.00%
Write-in	0	0.00%
Total	110	100.00%
Overvotes	0	
Undervotes	50	

**17-105 Repeal of Josephine County Ordinance 2021-002 (Vote for 1)****160 ballots (0 over voted ballots, 0 overvotes, 12 undervotes)**

Yes	76	51.35%
No	72	48.65%
Total	148	100.00%
Overvotes	0	
Undervotes	12	

**17-106 Advisory question on Becoming Part of Idaho (Vote for 1)****160 ballots (0 over voted ballots, 0 overvotes, 9 undervotes)**

Yes	56	37.09%
No	95	62.91%
Total	151	100.00%
Overvotes	0	
Undervotes	9	

**Precinct Committee Person - Democrat - 12 River Road (DEM) (Vote for 2)****49 ballots (0 over voted ballots, 0 overvotes, 98 undervotes)**

Write-in	0	0.00%
Write-in	0	0.00%
Total	0	0.00%
Overvotes	0	
Undervotes	98	

**Precinct Committee Person - Republican - 12 River Road (REP) (Vote for 2)****71 ballots (0 over voted ballots, 0 overvotes, 59 undervotes)**

Rick Steigman	42	50.60%
Darin Fowler	41	49.40%
Write-in	0	0.00%
Write-in	0	0.00%
Total	83	100.00%
Overvotes	0	
Undervotes	59	



Statement of Votes Cast by Geography  
Josephine, Primary 2022, May 17, 2022  
Certified Precinct Level Results 6-10-2022

Page: 46 of 171

All Precincts, All Districts, All Counter Groups, All ScanStations, All Contests, All Boxes  
Total Ballots Cast: 28921

Choice	Votes	Vote %
--------	-------	--------

**Precinct 13**

**US Senator (DEM) (Vote for 1)**

**34 ballots (0 over voted ballots, 0 overvotes, 0 undervotes)**

Ron Wyden	29	85.29%
Brent Thompson	0	0.00%
William E Barlow III	4	11.76%
Write-in	1	2.94%
Total	34	100.00%
Overvotes	0	
Undervotes	0	

**US Senator (REP) (Vote for 1)**

**68 ballots (0 over voted ballots, 0 overvotes, 7 undervotes)**

Darin Harbick	20	32.79%
Sam Palmer	6	9.84%
Jo Rae Perkins	25	40.98%
Christopher C Christensen	1	1.64%
Ibra A Taher	1	1.64%
Robert M Fleming	1	1.64%
Jason Beebe	7	11.48%
Write-in	0	0.00%
Total	61	100.00%
Overvotes	0	
Undervotes	7	

**US Representative, 2nd District (DEM) (Vote for 1)**

**34 ballots (0 over voted ballots, 0 overvotes, 8 undervotes)**

Adam Prine	8	30.77%
Joe Yetter	17	65.38%
Write-in	1	3.85%
Total	26	100.00%
Overvotes	0	
Undervotes	8	

**US Representative, 2nd District (REP) (Vote for 1)**

**68 ballots (0 over voted ballots, 0 overvotes, 5 undervotes)**

Mark Cavener	11	17.46%
Katherine M Gallant	4	6.35%
Cliff S Bentz	48	76.19%
Write-in	0	0.00%
Total	63	100.00%
Overvotes	0	
Undervotes	5	

**Governor (DEM) (Vote for 1)**

**34 ballots (0 over voted ballots, 0 overvotes, 1 undervotes)**

Tobias Read	10	30.30%
John Sweeney	1	3.03%
Patrick E Starnes	2	6.06%
Dave W Stauffer	0	0.00%
Peter W Hall	0	0.00%
Genevieve Wilson H	0	0.00%
Keisha Lanell Merchant	1	3.03%
Michael Cross	0	0.00%
George L Carrillo	1	3.03%
Tina Kotek	15	45.45%
Michael Trimble	0	0.00%
Ifeanyichukwu C Diru	0	0.00%
Wilson R Bright	0	0.00%
Julian Bell	0	0.00%
David Beem	0	0.00%
Write-in	3	9.09%

## Statement of Votes Cast by Geography

Page: 47 of 171

Josephine, Primary 2022, May 17, 2022

Certified Precinct Level Results 6-10-2022

All Precincts, All Districts, All Counter Groups, All ScanStations, All Contests, All Boxes

Total Ballots Cast: 28921

Choice	Votes	Vote %
Total	33	100.00%
Overvotes	0	
Undervotes	1	

**Governor (REP) (Vote for 1)****68 ballots (0 over voted ballots, 0 overvotes, 1 undervotes)**

Amber R Richardson	1	1.49%
Bill Sizemore	2	2.99%
Stefan G Strek (Stregoi)	0	0.00%
Nick Hess	0	0.00%
John G Presco	0	0.00%
Bud Pierce	2	2.99%
Stan Pulliam	2	2.99%
Kerry McQuisten	6	8.96%
Tim McCloud	0	0.00%
Brandon C Merritt	1	1.49%
Reed Christensen	2	2.99%
Jessica Gomez	0	0.00%
Marc Thielman	9	13.43%
Bob Tiernan	9	13.43%
Christine Drazan	18	26.87%
Court Boice	5	7.46%
Bridget Barton	9	13.43%
Raymond Baldwin	0	0.00%
David A Burch	0	0.00%
Write-in	1	1.49%
Total	67	100.00%
Overvotes	0	
Undervotes	1	

**State Representative, 3rd District (DEM) (Vote for 1)****34 ballots (0 over voted ballots, 0 overvotes, 9 undervotes)**

Brady W Keister	25	100.00%
Write-in	0	0.00%
Total	25	100.00%
Overvotes	0	
Undervotes	9	

**State Representative, 3rd District (REP) (Vote for 1)****68 ballots (0 over voted ballots, 0 overvotes, 20 undervotes)**

Lily Morgan	45	93.75%
Write-in	3	6.25%
Total	48	100.00%
Overvotes	0	
Undervotes	20	

**Commissioner of the Bureau of Labor and Industries (Vote for 1)****134 ballots (0 over voted ballots, 0 overvotes, 28 undervotes)**

Christina E Stephenson	33	31.13%
Cheri Helt	39	36.79%
Chris Henry	1	0.94%
Robert Neuman	9	8.49%
Casey M Kulla	10	9.43%
Brent T Barker	12	11.32%
Aaron R Baca	2	1.89%
Write-in	0	0.00%
Total	106	100.00%
Overvotes	0	
Undervotes	28	

Statement of Votes Cast by Geography  
 Josephine, Primary 2022, May 17, 2022  
 Certified Precinct Level Results 6-10-2022

All Precincts, All Districts, All Counter Groups, All ScanStations, All Contests, All Boxes  
 Total Ballots Cast: 28921

Choice	Votes	Vote %
<b>Judge of the Supreme Court, Position 6 (Vote for 1)</b>		
<b>134 ballots (0 over voted ballots, 0 overvotes, 55 undervotes)</b>		
Roger J DeHoog	78	98.73%
Write-in	1	1.27%
Total	79	100.00%
Overvotes	0	
Undervotes	55	
<b>Judge of the Court of Appeals, Position 3 (Vote for 1)</b>		
<b>134 ballots (0 over voted ballots, 0 overvotes, 28 undervotes)</b>		
Darleen Ortega	55	51.89%
Vance Day	51	48.11%
Write-in	0	0.00%
Total	106	100.00%
Overvotes	0	
Undervotes	28	
<b>Judge of the Court of Appeals, Position 5 (Vote for 1)</b>		
<b>134 ballots (0 over voted ballots, 0 overvotes, 55 undervotes)</b>		
Scott A Shorr	79	100.00%
Write-in	0	0.00%
Total	79	100.00%
Overvotes	0	
Undervotes	55	
<b>Judge of the Court of Appeals, Position 8 (Vote for 1)</b>		
<b>134 ballots (0 over voted ballots, 0 overvotes, 54 undervotes)</b>		
Ramón A Pagán	80	100.00%
Write-in	0	0.00%
Total	80	100.00%
Overvotes	0	
Undervotes	54	
<b>County Commissioner, Position 1 (Vote for 1)</b>		
<b>134 ballots (0 over voted ballots, 0 overvotes, 14 undervotes)</b>		
Gary Richardson	32	26.67%
Mark F Jones	10	8.33%
Mark J Seligman	4	3.33%
Neigel Von Hruska	4	3.33%
James Day Ward Iii	1	0.83%
John West	42	35.00%
Brian De La Grange	27	22.50%
Jordan DeHarty	0	0.00%
Write-in	0	0.00%
Total	120	100.00%
Overvotes	0	
Undervotes	14	
<b>County Legal Counsel (Vote for 1)</b>		
<b>134 ballots (0 over voted ballots, 0 overvotes, 40 undervotes)</b>		
Wally Hicks	93	98.94%
Write-in	1	1.06%
Total	94	100.00%
Overvotes	0	
Undervotes	40	
<b>17-105 Repeal of Josephine County Ordinance 2021-002 (Vote for 1)</b>		
<b>134 ballots (0 over voted ballots, 0 overvotes, 1 undervotes)</b>		
Yes	84	63.16%
No	49	36.84%

Statement of Votes Cast by Geography  
Josephine, Primary 2022, May 17, 2022  
Certified Precinct Level Results 6-10-2022  
All Precincts, All Districts, All Counter Groups, All ScanStations, All Contests, All Boxes  
Total Ballots Cast: 28921

Choice	Votes	Vote %
Total	133	100.00%
Overvotes	0	
Undervotes	1	

**17-106 Advisory question on Becoming Part of Idaho (Vote for 1)****134 ballots (0 over voted ballots, 0 overvotes, 2 undervotes)**

Yes	72	54.55%
No	60	45.45%
Total	132	100.00%
Overvotes	0	
Undervotes	2	

**Precinct Committee Person - Democrat - 13 Hamilton (DEM) (Vote for 2)****34 ballots (0 over voted ballots, 0 overvotes, 43 undervotes)**

Constance Palaia	22	88.00%
Write-in	3	12.00%
Write-in	0	0.00%
Total	25	100.00%
Overvotes	0	
Undervotes	43	

**Precinct Committee Person - Republican - 13 Hamilton (REP) (Vote for 2)****68 ballots (2 over voted ballots, 4 overvotes, 43 undervotes)**

Judy Ahrens	46	51.69%
Vivian Kirkpatrick-Pilger	39	43.82%
Write-in	3	3.37%
Write-in	1	1.12%
Total	89	100.00%
Overvotes	4	
Undervotes	43	

**Precinct 14****US Senator (DEM) (Vote for 1)****20 ballots (0 over voted ballots, 0 overvotes, 0 undervotes)**

Ron Wyden	18	90.00%
Brent Thompson	1	5.00%
William E Barlow III	1	5.00%
Write-in	0	0.00%
Total	20	100.00%
Overvotes	0	
Undervotes	0	

**US Senator (REP) (Vote for 1)****33 ballots (0 over voted ballots, 0 overvotes, 2 undervotes)**

Darin Harbick	8	25.81%
Sam Palmer	2	6.45%
Jo Rae Perkins	15	48.39%
Christopher C Christensen	0	0.00%
Ibra A Taher	0	0.00%
Robert M Fleming	1	3.23%
Jason Beebe	5	16.13%
Write-in	0	0.00%
Total	31	100.00%
Overvotes	0	
Undervotes	2	

**US Representative, 2nd District (DEM) (Vote for 1)****20 ballots (0 over voted ballots, 0 overvotes, 6 undervotes)**

Adam Prine	1	7.14%
Joe Yetter	13	92.86%
Write-in	0	0.00%

Statement of Votes Cast by Geography  
 Josephine, Primary 2022, May 17, 2022  
 Certified Precinct Level Results 6-10-2022

All Precincts, All Districts, All Counter Groups, All ScanStations, All Contests, All Boxes  
 Total Ballots Cast: 28921

Choice	Votes	Vote %
Total	14	100.00%
Overvotes	0	
Undervotes	6	

**US Representative, 2nd District (REP) (Vote for 1)**

**33 ballots (0 over voted ballots, 0 overvotes, 2 undervotes)**

Mark Cavener	13	41.94%
Katherine M Gallant	3	9.68%
Cliff S Bentz	15	48.39%
Write-in	0	0.00%
Total	31	100.00%
Overvotes	0	
Undervotes	2	

**Governor (DEM) (Vote for 1)**

**20 ballots (0 over voted ballots, 0 overvotes, 0 undervotes)**

Tobias Read	6	30.00%
John Sweeney	0	0.00%
Patrick E Starnes	1	5.00%
Dave W Stauffer	0	0.00%
Peter W Hall	0	0.00%
Genevieve Wilson H	0	0.00%
Keisha Lanell Merchant	0	0.00%
Michael Cross	0	0.00%
George L Carrillo	0	0.00%
Tina Kotek	11	55.00%
Michael Trimble	1	5.00%
Ifeanyichukwu C Diru	1	5.00%
Wilson R Bright	0	0.00%
Julian Bell	0	0.00%
David Beem	0	0.00%
Write-in	0	0.00%
Total	20	100.00%
Overvotes	0	
Undervotes	0	

**Governor (REP) (Vote for 1)**

**33 ballots (0 over voted ballots, 0 overvotes, 2 undervotes)**

Amber R Richardson	1	3.23%
Bill Sizemore	3	9.68%
Stefan G Strek (Stregoi)	0	0.00%
Nick Hess	0	0.00%
John G Presco	0	0.00%
Bud Pierce	1	3.23%
Stan Pulliam	0	0.00%
Kerry McQuisten	1	3.23%
Tim McCloud	0	0.00%
Brandon C Merritt	0	0.00%
Reed Christensen	0	0.00%
Jessica Gomez	0	0.00%
Marc Thielman	2	6.45%
Bob Tiernan	8	25.81%
Christine Drazan	6	19.35%
Court Boice	0	0.00%
Bridget Barton	9	29.03%
Raymond Baldwin	0	0.00%
David A Burch	0	0.00%
Write-in	0	0.00%
Total	31	100.00%
Overvotes	0	
Undervotes	2	

## Statement of Votes Cast by Geography

Page: 51 of 171

Josephine, Primary 2022, May 17, 2022

Certified Precinct Level Results 6-10-2022

All Precincts, All Districts, All Counter Groups, All ScanStations, All Contests, All Boxes

Total Ballots Cast: 28921

Choice	Votes	Vote %
<b>State Representative, 3rd District (DEM) (Vote for 1)</b>		
<b>20 ballots (0 over voted ballots, 0 overvotes, 12 undervotes)</b>		
Brady W Keister	8	100.00%
Write-in	0	0.00%
Total	8	100.00%
Overvotes	0	
Undervotes	12	
<b>State Representative, 3rd District (REP) (Vote for 1)</b>		
<b>33 ballots (0 over voted ballots, 0 overvotes, 11 undervotes)</b>		
Lily Morgan	22	100.00%
Write-in	0	0.00%
Total	22	100.00%
Overvotes	0	
Undervotes	11	
<b>Commissioner of the Bureau of Labor and Industries (Vote for 1)</b>		
<b>62 ballots (0 over voted ballots, 0 overvotes, 18 undervotes)</b>		
Christina E Stephenson	15	34.09%
Cheri Helt	18	40.91%
Chris Henry	1	2.27%
Robert Neuman	1	2.27%
Casey M Kulla	3	6.82%
Brent T Barker	6	13.64%
Aaron R Baca	0	0.00%
Write-in	0	0.00%
Total	44	100.00%
Overvotes	0	
Undervotes	18	
<b>Judge of the Supreme Court, Position 6 (Vote for 1)</b>		
<b>62 ballots (0 over voted ballots, 0 overvotes, 32 undervotes)</b>		
Roger J DeHoog	27	90.00%
Write-in	3	10.00%
Total	30	100.00%
Overvotes	0	
Undervotes	32	
<b>Judge of the Court of Appeals, Position 3 (Vote for 1)</b>		
<b>62 ballots (0 over voted ballots, 0 overvotes, 20 undervotes)</b>		
Darleen Ortega	13	30.95%
Vance Day	28	66.67%
Write-in	1	2.38%
Total	42	100.00%
Overvotes	0	
Undervotes	20	
<b>Judge of the Court of Appeals, Position 5 (Vote for 1)</b>		
<b>62 ballots (0 over voted ballots, 0 overvotes, 34 undervotes)</b>		
Scott A Shorr	26	92.86%
Write-in	2	7.14%
Total	28	100.00%
Overvotes	0	
Undervotes	34	
<b>Judge of the Court of Appeals, Position 8 (Vote for 1)</b>		
<b>62 ballots (0 over voted ballots, 0 overvotes, 34 undervotes)</b>		
Ramón A Pagán	26	92.86%
Write-in	2	7.14%

Statement of Votes Cast by Geography  
 Josephine, Primary 2022, May 17, 2022  
 Certified Precinct Level Results 6-10-2022

All Precincts, All Districts, All Counter Groups, All ScanStations, All Contests, All Boxes  
 Total Ballots Cast: 28921

Choice	Votes	Vote %
Total	28	100.00%
Overvotes	0	
Undervotes	34	

**County Commissioner, Position 1 (Vote for 1)**

**62 ballots (0 over voted ballots, 0 overvotes, 8 undervotes)**

Gary Richardson	5	9.26%
Mark F Jones	1	1.85%
Mark J Seligman	5	9.26%
Neigel Von Hruska	1	1.85%
James Day Ward Iii	0	0.00%
John West	24	44.44%
Brian De La Grange	17	31.48%
Jordan DeHarty	1	1.85%
Write-in	0	0.00%
Total	54	100.00%
Overvotes	0	
Undervotes	8	

**County Legal Counsel (Vote for 1)**

**62 ballots (0 over voted ballots, 0 overvotes, 22 undervotes)**

Wally Hicks	40	100.00%
Write-in	0	0.00%
Total	40	100.00%
Overvotes	0	
Undervotes	22	

**17-105 Repeal of Josephine County Ordinance 2021-002 (Vote for 1)**

**62 ballots (0 over voted ballots, 0 overvotes, 2 undervotes)**

Yes	25	41.67%
No	35	58.33%
Total	60	100.00%
Overvotes	0	
Undervotes	2	

**17-106 Advisory question on Becoming Part of Idaho (Vote for 1)**

**62 ballots (0 over voted ballots, 0 overvotes, 4 undervotes)**

Yes	27	46.55%
No	31	53.45%
Total	58	100.00%
Overvotes	0	
Undervotes	4	

**Precinct Committee Person - Democrat - 14 Fort Vannoy (DEM) (Vote for 2)**

**20 ballots (0 over voted ballots, 0 overvotes, 40 undervotes)**

Write-in	0	0.00%
Write-in	0	0.00%
Total	0	0.00%
Overvotes	0	
Undervotes	40	

**Precinct Committee Person - Republican - 14 Fort Vannoy (REP) (Vote for 2)**

**33 ballots (0 over voted ballots, 0 overvotes, 23 undervotes)**

Bryan Welden	23	53.49%
Judi Fowler	19	44.19%
Write-in	0	0.00%
Write-in	1	2.33%
Total	43	100.00%
Overvotes	0	
Undervotes	23	

## Statement of Votes Cast by Geography

Page: 53 of 171

Josephine, Primary 2022, May 17, 2022

Certified Precinct Level Results 6-10-2022

All Precincts, All Districts, All Counter Groups, All ScanStations, All Contests, All Boxes

Total Ballots Cast: 28921

Choice	Votes	Vote %
--------	-------	--------

**Precinct 15****US Senator (DEM) (Vote for 1)****156 ballots (0 over voted ballots, 0 overvotes, 6 undervotes)**

Ron Wyden	130	86.67%
Brent Thompson	11	7.33%
William E Barlow III	8	5.33%
Write-in	1	0.67%
Total	150	100.00%
Overvotes	0	
Undervotes	6	

**US Senator (REP) (Vote for 1)****441 ballots (0 over voted ballots, 0 overvotes, 38 undervotes)**

Darin Harbick	111	27.54%
Sam Palmer	30	7.44%
Jo Rae Perkins	165	40.94%
Christopher C Christensen	38	9.43%
Ibra A Taher	3	0.74%
Robert M Fleming	8	1.99%
Jason Beebe	46	11.41%
Write-in	2	0.50%
Total	403	100.00%
Overvotes	0	
Undervotes	38	

**US Representative, 2nd District (DEM) (Vote for 1)****156 ballots (0 over voted ballots, 0 overvotes, 44 undervotes)**

Adam Prine	33	29.46%
Joe Yetter	78	69.64%
Write-in	1	0.89%
Total	112	100.00%
Overvotes	0	
Undervotes	44	

**US Representative, 2nd District (REP) (Vote for 1)****441 ballots (0 over voted ballots, 0 overvotes, 35 undervotes)**

Mark Cavener	75	18.47%
Katherine M Gallant	21	5.17%
Cliff S Bentz	308	75.86%
Write-in	2	0.49%
Total	406	100.00%
Overvotes	0	
Undervotes	35	

**Governor (DEM) (Vote for 1)****156 ballots (0 over voted ballots, 0 overvotes, 6 undervotes)**

Tobias Read	52	34.67%
John Sweeney	2	1.33%
Patrick E Starnes	5	3.33%
Dave W Stauffer	1	0.67%
Peter W Hall	0	0.00%
Genevieve Wilson H	0	0.00%
Keisha Lanell Merchant	1	0.67%
Michael Cross	1	0.67%
George L Carrillo	2	1.33%
Tina Kotek	71	47.33%
Michael Trimble	2	1.33%
Ifeanyichukwu C Diru	0	0.00%
Wilson R Bright	0	0.00%
Julian Bell	2	1.33%
David Beem	0	0.00%
Write-in	11	7.33%



Statement of Votes Cast by Geography  
 Josephine, Primary 2022, May 17, 2022  
 Certified Precinct Level Results 6-10-2022

All Precincts, All Districts, All Counter Groups, All ScanStations, All Contests, All Boxes  
 Total Ballots Cast: 28921

Choice	Votes	Vote %
Total	150	100.00%
Overvotes	0	
Undervotes	6	

**Governor (REP) (Vote for 1)**

**441 ballots (1 over voted ballots, 1 overvotes, 11 undervotes)**

Amber R Richardson	0	0.00%
Bill Sizemore	12	2.80%
Stefan G Strek (Stregoi)	0	0.00%
Nick Hess	4	0.93%
John G Presco	1	0.23%
Bud Pierce	25	5.83%
Stan Pulliam	30	6.99%
Kerry McQuisten	16	3.73%
Tim McCloud	4	0.93%
Brandon C Merritt	7	1.63%
Reed Christensen	5	1.17%
Jessica Gomez	4	0.93%
Marc Thielman	40	9.32%
Bob Tiernan	100	23.31%
Christine Drazan	113	26.34%
Court Boice	8	1.86%
Bridget Barton	51	11.89%
Raymond Baldwin	1	0.23%
David A Burch	1	0.23%
Write-in	7	1.63%
Total	429	100.00%
Overvotes	1	
Undervotes	11	

**State Representative, 3rd District (DEM) (Vote for 1)**

**156 ballots (0 over voted ballots, 0 overvotes, 55 undervotes)**

Brady W Keister	101	100.00%
Write-in	0	0.00%
Total	101	100.00%
Overvotes	0	
Undervotes	55	

**State Representative, 3rd District (REP) (Vote for 1)**

**441 ballots (0 over voted ballots, 0 overvotes, 118 undervotes)**

Lily Morgan	319	98.76%
Write-in	4	1.24%
Total	323	100.00%
Overvotes	0	
Undervotes	118	

**Commissioner of the Bureau of Labor and Industries (Vote for 1)**

**737 ballots (0 over voted ballots, 0 overvotes, 192 undervotes)**

Christina E Stephenson	152	27.89%
Cheri Helt	161	29.54%
Chris Henry	17	3.12%
Robert Neuman	22	4.04%
Casey M Kulla	91	16.70%
Brent T Barker	88	16.15%
Aaron R Baca	12	2.20%
Write-in	2	0.37%
Total	545	100.00%
Overvotes	0	
Undervotes	192	

Statement of Votes Cast by Geography  
Josephine, Primary 2022, May 17, 2022  
Certified Precinct Level Results 6-10-2022  
All Precincts, All Districts, All Counter Groups, All ScanStations, All Contests, All Boxes  
Total Ballots Cast: 28921

Choice	Votes	Vote %
<b>Judge of the Supreme Court, Position 6 (Vote for 1)</b>		
<b>737 ballots (0 over voted ballots, 0 overvotes, 364 undervotes)</b>		
Roger J DeHoog	369	98.93%
Write-in	4	1.07%
Total	373	100.00%
Overvotes	0	
Undervotes	364	

<b>Judge of the Court of Appeals, Position 3 (Vote for 1)</b>		
<b>737 ballots (0 over voted ballots, 0 overvotes, 186 undervotes)</b>		
Darleen Ortega	243	44.10%
Vance Day	307	55.72%
Write-in	1	0.18%
Total	551	100.00%
Overvotes	0	
Undervotes	186	

<b>Judge of the Court of Appeals, Position 5 (Vote for 1)</b>		
<b>737 ballots (0 over voted ballots, 0 overvotes, 353 undervotes)</b>		
Scott A Shorr	379	98.70%
Write-in	5	1.30%
Total	384	100.00%
Overvotes	0	
Undervotes	353	

<b>Judge of the Court of Appeals, Position 8 (Vote for 1)</b>		
<b>737 ballots (0 over voted ballots, 0 overvotes, 362 undervotes)</b>		
Ramón A Pagán	370	98.67%
Write-in	5	1.33%
Total	375	100.00%
Overvotes	0	
Undervotes	362	

<b>County Commissioner, Position 1 (Vote for 1)</b>		
<b>737 ballots (1 over voted ballots, 1 overvotes, 57 undervotes)</b>		
Gary Richardson	135	19.88%
Mark F Jones	41	6.04%
Mark J Seligman	17	2.50%
Neigel Von Hruska	11	1.62%
James Day Ward Iii	14	2.06%
John West	236	34.76%
Brian De La Grange	219	32.25%
Jordan DeHarty	4	0.59%
Write-in	2	0.29%
Total	679	100.00%
Overvotes	1	
Undervotes	57	

<b>County Legal Counsel (Vote for 1)</b>		
<b>737 ballots (0 over voted ballots, 0 overvotes, 317 undervotes)</b>		
Wally Hicks	414	98.57%
Write-in	6	1.43%
Total	420	100.00%
Overvotes	0	
Undervotes	317	

<b>17-105 Repeal of Josephine County Ordinance 2021-002 (Vote for 1)</b>		
<b>737 ballots (0 over voted ballots, 0 overvotes, 50 undervotes)</b>		
Yes	362	52.69%
No	325	47.31%

Statement of Votes Cast by Geography  
 Josephine, Primary 2022, May 17, 2022  
 Certified Precinct Level Results 6-10-2022

All Precincts, All Districts, All Counter Groups, All ScanStations, All Contests, All Boxes  
 Total Ballots Cast: 28921

Choice	Votes	Vote %
Total	687	100.00%
Overvotes	0	
Undervotes	50	

**17-106 Advisory question on Becoming Part of Idaho (Vote for 1)**  
**737 ballots (0 over voted ballots, 0 overvotes, 35 undervotes)**

Yes	381	54.27%
No	321	45.73%
Total	702	100.00%
Overvotes	0	
Undervotes	35	

**Precinct Committee Person - Democrat - 15 Redwood (DEM) (Vote for 6)**  
**156 ballots (0 over voted ballots, 0 overvotes, 922 undervotes)**

Write-in	8	57.14%
Write-in	2	14.29%
Write-in	1	7.14%
Write-in	1	7.14%
Write-in	1	7.14%
Write-in	1	7.14%
Total	14	100.00%
Overvotes	0	
Undervotes	922	

**Precinct Committee Person - Republican - 15 Redwood (REP) (Vote for 6)**  
**441 ballots (0 over voted ballots, 0 overvotes, 2278 undervotes)**

Steve Raycraft	170	46.20%
Scott Marshall	185	50.27%
Write-in	7	1.90%
Write-in	3	0.82%
Write-in	2	0.54%
Write-in	1	0.27%
Write-in	0	0.00%
Write-in	0	0.00%
Total	368	100.00%
Overvotes	0	
Undervotes	2278	

**Precinct 16**

**US Senator (DEM) (Vote for 1)**  
**29 ballots (0 over voted ballots, 0 overvotes, 1 undervotes)**

Ron Wyden	23	82.14%
Brent Thompson	2	7.14%
William E Barlow III	3	10.71%
Write-in	0	0.00%
Total	28	100.00%
Overvotes	0	
Undervotes	1	

**US Senator (REP) (Vote for 1)**  
**117 ballots (0 over voted ballots, 0 overvotes, 15 undervotes)**

Darin Harbick	39	38.24%
Sam Palmer	11	10.78%
Jo Rae Perkins	33	32.35%
Christopher C Christensen	4	3.92%
Ibra A Taher	2	1.96%
Robert M Fleming	1	0.98%
Jason Beebe	11	10.78%
Write-in	1	0.98%

Statement of Votes Cast by Geography  
Josephine, Primary 2022, May 17, 2022  
Certified Precinct Level Results 6-10-2022

All Precincts, All Districts, All Counter Groups, All ScanStations, All Contests, All Boxes  
Total Ballots Cast: 28921

Choice	Votes	Vote %
Total	102	100.00%
Overvotes	0	
Undervotes	15	

**US Representative, 2nd District (DEM) (Vote for 1)**

**29 ballots (0 over voted ballots, 0 overvotes, 7 undervotes)**

Adam Prine	7	31.82%
Joe Yetter	15	68.18%
Write-in	0	0.00%
Total	22	100.00%
Overvotes	0	
Undervotes	7	

**US Representative, 2nd District (REP) (Vote for 1)**

**117 ballots (0 over voted ballots, 0 overvotes, 15 undervotes)**

Mark Cavener	19	18.63%
Katherine M Gallant	1	0.98%
Cliff S Bentz	81	79.41%
Write-in	1	0.98%
Total	102	100.00%
Overvotes	0	
Undervotes	15	

**Governor (DEM) (Vote for 1)**

**29 ballots (0 over voted ballots, 0 overvotes, 3 undervotes)**

Tobias Read	9	34.62%
John Sweeney	2	7.69%
Patrick E Starnes	1	3.85%
Dave W Stauffer	0	0.00%
Peter W Hall	0	0.00%
Genevieve Wilson H	0	0.00%
Keisha Lanell Merchant	0	0.00%
Michael Cross	0	0.00%
George L Carrillo	1	3.85%
Tina Kotek	8	30.77%
Michael Trimble	0	0.00%
Ifeanyichukwu C Diru	0	0.00%
Wilson R Bright	0	0.00%
Julian Bell	0	0.00%
David Beem	0	0.00%
Write-in	5	19.23%
Total	26	100.00%
Overvotes	0	
Undervotes	3	

**Governor (REP) (Vote for 1)**

**117 ballots (0 over voted ballots, 0 overvotes, 4 undervotes)**

Amber R Richardson	2	1.77%
Bill Sizemore	2	1.77%
Stefan G Strek (Stregoi)	0	0.00%
Nick Hess	0	0.00%
John G Presco	0	0.00%
Bud Pierce	4	3.54%
Stan Pulliam	14	12.39%
Kerry McQuisten	3	2.65%
Tim McCloud	2	1.77%
Brandon C Merritt	1	0.88%
Reed Christensen	1	0.88%
Jessica Gomez	2	1.77%
Marc Thielman	7	6.19%
Bob Tiernan	36	31.86%
Christine Drazan	21	18.58%
Court Boice	0	0.00%

Statement of Votes Cast by Geography  
Josephine, Primary 2022, May 17, 2022  
Certified Precinct Level Results 6-10-2022

Page: 58 of 171

All Precincts, All Districts, All Counter Groups, All ScanStations, All Contests, All Boxes  
Total Ballots Cast: 28921

<b>Choice</b>	<b>Votes</b>	<b>Vote %</b>
Bridget Barton	17	15.04%
Raymond Baldwin	0	0.00%
David A Burch	0	0.00%
Write-in	1	0.88%
Total	113	100.00%
Overvotes	0	
Undervotes	4	

**State Representative, 3rd District (DEM) (Vote for 1)**

**29 ballots (0 over voted ballots, 0 overvotes, 10 undervotes)**

Brady W Keister	18	94.74%
Write-in	1	5.26%
Total	19	100.00%
Overvotes	0	
Undervotes	10	

**State Representative, 3rd District (REP) (Vote for 1)**

**117 ballots (0 over voted ballots, 0 overvotes, 34 undervotes)**

Lily Morgan	80	96.39%
Write-in	3	3.61%
Total	83	100.00%
Overvotes	0	
Undervotes	34	

**Commissioner of the Bureau of Labor and Industries (Vote for 1)**

**181 ballots (0 over voted ballots, 0 overvotes, 40 undervotes)**

Christina E Stephenson	30	21.28%
Cheri Helt	53	37.59%
Chris Henry	2	1.42%
Robert Neuman	6	4.26%
Casey M Kulla	21	14.89%
Brent T Barker	25	17.73%
Aaron R Baca	2	1.42%
Write-in	2	1.42%
Total	141	100.00%
Overvotes	0	
Undervotes	40	

**Judge of the Supreme Court, Position 6 (Vote for 1)**

**181 ballots (0 over voted ballots, 0 overvotes, 95 undervotes)**

Roger J DeHoog	82	95.35%
Write-in	4	4.65%
Total	86	100.00%
Overvotes	0	
Undervotes	95	

**Judge of the Court of Appeals, Position 3 (Vote for 1)**

**181 ballots (0 over voted ballots, 0 overvotes, 40 undervotes)**

Darleen Ortega	72	51.06%
Vance Day	68	48.23%
Write-in	1	0.71%
Total	141	100.00%
Overvotes	0	
Undervotes	40	

**Judge of the Court of Appeals, Position 5 (Vote for 1)**

**181 ballots (0 over voted ballots, 0 overvotes, 89 undervotes)**

Scott A Shorr	89	96.74%
Write-in	3	3.26%

## Statement of Votes Cast by Geography

Page: 59 of 171

Josephine, Primary 2022, May 17, 2022

Certified Precinct Level Results 6-10-2022

All Precincts, All Districts, All Counter Groups, All ScanStations, All Contests, All Boxes

Total Ballots Cast: 28921

Choice	Votes	Vote %
Total	92	100.00%
Overvotes	0	
Undervotes	89	

**Judge of the Court of Appeals, Position 8 (Vote for 1)****181 ballots (0 over voted ballots, 0 overvotes, 92 undervotes)**

Ramón A Pagán	84	94.38%
Write-in	5	5.62%
Total	89	100.00%
Overvotes	0	
Undervotes	92	

**County Commissioner, Position 1 (Vote for 1)****181 ballots (0 over voted ballots, 0 overvotes, 20 undervotes)**

Gary Richardson	19	11.80%
Mark F Jones	3	1.86%
Mark J Seligman	5	3.11%
Neigel Von Hruska	7	4.35%
James Day Ward Iii	3	1.86%
John West	89	55.28%
Brian De La Grange	34	21.12%
Jordan DeHarty	1	0.62%
Write-in	0	0.00%
Total	161	100.00%
Overvotes	0	
Undervotes	20	

**County Legal Counsel (Vote for 1)****181 ballots (0 over voted ballots, 0 overvotes, 76 undervotes)**

Wally Hicks	102	97.14%
Write-in	3	2.86%
Total	105	100.00%
Overvotes	0	
Undervotes	76	

**17-105 Repeal of Josephine County Ordinance 2021-002 (Vote for 1)****181 ballots (0 over voted ballots, 0 overvotes, 8 undervotes)**

Yes	127	73.41%
No	46	26.59%
Total	173	100.00%
Overvotes	0	
Undervotes	8	

**17-106 Advisory question on Becoming Part of Idaho (Vote for 1)****181 ballots (0 over voted ballots, 0 overvotes, 7 undervotes)**

Yes	107	61.49%
No	67	38.51%
Total	174	100.00%
Overvotes	0	
Undervotes	7	

**Precinct Committee Person - Democrat - 16 Camp Joy (DEM) (Vote for 2)****29 ballots (0 over voted ballots, 0 overvotes, 58 undervotes)**

Write-in	0	0.00%
Write-in	0	0.00%
Total	0	0.00%
Overvotes	0	
Undervotes	58	

Statement of Votes Cast by Geography  
 Josephine, Primary 2022, May 17, 2022  
 Certified Precinct Level Results 6-10-2022

All Precincts, All Districts, All Counter Groups, All ScanStations, All Contests, All Boxes  
 Total Ballots Cast: 28921

Choice	Votes	Vote %
<b>Precinct Committee Person - Republican - 16 Camp Joy (REP) (Vote for 2)</b>		
<b>117 ballots (0 over voted ballots, 0 overvotes, 168 undervotes)</b>		
Kelly Dominguez	65	98.48%
Write-in	1	1.52%
Write-in	0	0.00%
Total	66	100.00%
Overvotes	0	
Undervotes	168	

**Precinct 17**

<b>US Senator (DEM) (Vote for 1)</b>		
<b>207 ballots (0 over voted ballots, 0 overvotes, 12 undervotes)</b>		
Ron Wyden	161	82.56%
Brent Thompson	14	7.18%
William E Barlow III	15	7.69%
Write-in	5	2.56%
Total	195	100.00%
Overvotes	0	
Undervotes	12	

<b>US Senator (REP) (Vote for 1)</b>		
<b>422 ballots (0 over voted ballots, 0 overvotes, 54 undervotes)</b>		
Darin Harbick	95	25.82%
Sam Palmer	38	10.33%
Jo Rae Perkins	138	37.50%
Christopher C Christensen	35	9.51%
Ibra A Taher	4	1.09%
Robert M Fleming	7	1.90%
Jason Beebe	49	13.32%
Write-in	2	0.54%
Total	368	100.00%
Overvotes	0	
Undervotes	54	

<b>US Representative, 2nd District (DEM) (Vote for 1)</b>		
<b>207 ballots (0 over voted ballots, 0 overvotes, 52 undervotes)</b>		
Adam Prine	46	29.68%
Joe Yetter	104	67.10%
Write-in	5	3.23%
Total	155	100.00%
Overvotes	0	
Undervotes	52	

<b>US Representative, 2nd District (REP) (Vote for 1)</b>		
<b>422 ballots (1 over voted ballots, 1 overvotes, 40 undervotes)</b>		
Mark Cavener	63	16.54%
Katherine M Gallant	22	5.77%
Cliff S Bentz	296	77.69%
Write-in	0	0.00%
Total	381	100.00%
Overvotes	1	
Undervotes	40	

<b>Governor (DEM) (Vote for 1)</b>		
<b>207 ballots (0 over voted ballots, 0 overvotes, 18 undervotes)</b>		
Tobias Read	94	49.74%
John Sweeney	1	0.53%
Patrick E Starnes	2	1.06%
Dave W Stauffer	0	0.00%
Peter W Hall	1	0.53%
Genevieve Wilson H	1	0.53%

Statement of Votes Cast by Geography  
Josephine, Primary 2022, May 17, 2022  
Certified Precinct Level Results 6-10-2022

All Precincts, All Districts, All Counter Groups, All ScanStations, All Contests, All Boxes  
Total Ballots Cast: 28921

Choice	Votes	Vote %
Keisha Lanell Merchant	0	0.00%
Michael Cross	0	0.00%
George L Carrillo	4	2.12%
Tina Kotek	62	32.80%
Michael Trimble	0	0.00%
Ifeanyichukwu C Diru	2	1.06%
Wilson R Bright	1	0.53%
Julian Bell	5	2.65%
David Beem	1	0.53%
Write-in	15	7.94%
Total	189	100.00%
Overvotes	0	
Undervotes	18	

**Governor (REP) (Vote for 1)**

**422 ballots (0 over voted ballots, 0 overvotes, 9 undervotes)**

Amber R Richardson	2	0.48%
Bill Sizemore	15	3.63%
Stefan G Strek (Stregoi)	0	0.00%
Nick Hess	4	0.97%
John G Presco	0	0.00%
Bud Pierce	9	2.18%
Stan Pulliam	23	5.57%
Kerry McQuisten	26	6.30%
Tim McCloud	1	0.24%
Brandon C Merritt	4	0.97%
Reed Christensen	2	0.48%
Jessica Gomez	13	3.15%
Marc Thielman	31	7.51%
Bob Tiernan	102	24.70%
Christine Drazan	120	29.06%
Court Boice	4	0.97%
Bridget Barton	48	11.62%
Raymond Baldwin	1	0.24%
David A Burch	0	0.00%
Write-in	8	1.94%
Total	413	100.00%
Overvotes	0	
Undervotes	9	

**State Representative, 3rd District (DEM) (Vote for 1)**

**207 ballots (0 over voted ballots, 0 overvotes, 57 undervotes)**

Brady W Keister	144	96.00%
Write-in	6	4.00%
Total	150	100.00%
Overvotes	0	
Undervotes	57	

**State Representative, 3rd District (REP) (Vote for 1)**

**422 ballots (0 over voted ballots, 0 overvotes, 105 undervotes)**

Lily Morgan	309	97.48%
Write-in	8	2.52%
Total	317	100.00%
Overvotes	0	
Undervotes	105	

**Commissioner of the Bureau of Labor and Industries (Vote for 1)**

**794 ballots (0 over voted ballots, 0 overvotes, 201 undervotes)**

Christina E Stephenson	181	30.52%
Cheri Helt	147	24.79%
Chris Henry	11	1.85%
Robert Neuman	40	6.75%
Casey M Kulla	88	14.84%



Statement of Votes Cast by Geography  
Josephine, Primary 2022, May 17, 2022  
Certified Precinct Level Results 6-10-2022

Page: 62 of 171

All Precincts, All Districts, All Counter Groups, All ScanStations, All Contests, All Boxes  
Total Ballots Cast: 28921

<b>Choice</b>	<b>Votes</b>	<b>Vote %</b>
Brent T Barker	104	17.54%
Aaron R Baca	17	2.87%
<u>Write-in</u>	<u>5</u>	<u>0.84%</u>
Total	593	100.00%
Overvotes	0	
Undervotes	201	

**Judge of the Supreme Court, Position 6 (Vote for 1)**  
**794 ballots (0 over voted ballots, 0 overvotes, 350 undervotes)**

Roger J DeHoog	433	97.52%
<u>Write-in</u>	<u>11</u>	<u>2.48%</u>
Total	444	100.00%
Overvotes	0	
Undervotes	350	

**Judge of the Court of Appeals, Position 3 (Vote for 1)**  
**794 ballots (0 over voted ballots, 0 overvotes, 186 undervotes)**

Darleen Ortega	310	50.99%
Vance Day	295	48.52%
<u>Write-in</u>	<u>3</u>	<u>0.49%</u>
Total	608	100.00%
Overvotes	0	
Undervotes	186	

**Judge of the Court of Appeals, Position 5 (Vote for 1)**  
**794 ballots (0 over voted ballots, 0 overvotes, 354 undervotes)**

Scott A Shorr	428	97.27%
<u>Write-in</u>	<u>12</u>	<u>2.73%</u>
Total	440	100.00%
Overvotes	0	
Undervotes	354	

**Judge of the Court of Appeals, Position 8 (Vote for 1)**  
**794 ballots (0 over voted ballots, 0 overvotes, 353 undervotes)**

Ramón A Pagán	429	97.28%
<u>Write-in</u>	<u>12</u>	<u>2.72%</u>
Total	441	100.00%
Overvotes	0	
Undervotes	353	

**County Commissioner, Position 1 (Vote for 1)**  
**794 ballots (1 over voted ballots, 1 overvotes, 62 undervotes)**

Gary Richardson	129	17.65%
Mark F Jones	61	8.34%
Mark J Seligman	27	3.69%
Neigel Von Hruska	6	0.82%
James Day Ward Iii	4	0.55%
John West	261	35.70%
Brian De La Grange	234	32.01%
Jordan DeHarty	5	0.68%
<u>Write-in</u>	<u>4</u>	<u>0.55%</u>
Total	731	100.00%
Overvotes	1	
Undervotes	62	

**County Legal Counsel (Vote for 1)**  
**794 ballots (0 over voted ballots, 0 overvotes, 279 undervotes)**

Wally Hicks	504	97.86%
<u>Write-in</u>	<u>11</u>	<u>2.14%</u>

## Statement of Votes Cast by Geography

Page: 63 of 171

Josephine, Primary 2022, May 17, 2022

Certified Precinct Level Results 6-10-2022

All Precincts, All Districts, All Counter Groups, All ScanStations, All Contests, All Boxes

Total Ballots Cast: 28921

Choice	Votes	Vote %
Total	515	100.00%
Overvotes	0	
Undervotes	279	

**17-105 Repeal of Josephine County Ordinance 2021-002 (Vote for 1)****794 ballots (0 over voted ballots, 0 overvotes, 41 undervotes)**

Yes	386	51.26%
No	367	48.74%
Total	753	100.00%
Overvotes	0	
Undervotes	41	

**17-106 Advisory question on Becoming Part of Idaho (Vote for 1)****794 ballots (0 over voted ballots, 0 overvotes, 23 undervotes)**

Yes	358	46.43%
No	413	53.57%
Total	771	100.00%
Overvotes	0	
Undervotes	23	

**Precinct Committee Person - Democrat - 17 Dimmick (DEM) (Vote for 6)****207 ballots (0 over voted ballots, 0 overvotes, 1122 undervotes)**

Nancy J Wilson	104	86.67%
Write-in	4	3.33%
Write-in	3	2.50%
Write-in	3	2.50%
Write-in	3	2.50%
Write-in	3	2.50%
Write-in	0	0.00%
Total	120	100.00%
Overvotes	0	
Undervotes	1122	

**Precinct Committee Person - Republican - 17 Dimmick (REP) (Vote for 6)****422 ballots (0 over voted ballots, 0 overvotes, 2335 undervotes)**

William Ghena	180	91.37%
Write-in	9	4.57%
Write-in	5	2.54%
Write-in	2	1.02%
Write-in	0	0.00%
Write-in	0	0.00%
Write-in	1	0.51%
Total	197	100.00%
Overvotes	0	
Undervotes	2335	

**Precinct 18****US Senator (DEM) (Vote for 1)****204 ballots (0 over voted ballots, 0 overvotes, 5 undervotes)**

Ron Wyden	175	87.94%
Brent Thompson	8	4.02%
William E Barlow III	13	6.53%
Write-in	3	1.51%
Total	199	100.00%
Overvotes	0	
Undervotes	5	

**US Senator (REP) (Vote for 1)****529 ballots (0 over voted ballots, 0 overvotes, 46 undervotes)**

Darin Harbick	136	28.16%
Sam Palmer	46	9.52%

Statement of Votes Cast by Geography  
Josephine, Primary 2022, May 17, 2022  
Certified Precinct Level Results 6-10-2022

Page: 64 of 171

All Precincts, All Districts, All Counter Groups, All ScanStations, All Contests, All Boxes  
Total Ballots Cast: 28921

<u>Choice</u>	<u>Votes</u>	<u>Vote %</u>
Jo Rae Perkins	197	40.79%
Christopher C Christensen	33	6.83%
Ibra A Taher	4	0.83%
Robert M Fleming	15	3.11%
Jason Beebe	50	10.35%
<u>Write-in</u>	<u>2</u>	<u>0.41%</u>
Total	483	100.00%
Overvotes	0	
Undervotes	46	

**US Representative, 2nd District (DEM) (Vote for 1)**  
**204 ballots (0 over voted ballots, 0 overvotes, 58 undervotes)**

Adam Prine	36	24.66%
Joe Yetter	106	72.60%
<u>Write-in</u>	<u>4</u>	<u>2.74%</u>
Total	146	100.00%
Overvotes	0	
Undervotes	58	

**US Representative, 2nd District (REP) (Vote for 1)**  
**529 ballots (0 over voted ballots, 0 overvotes, 50 undervotes)**

Mark Cavener	88	18.37%
Katherine M Gallant	26	5.43%
Cliff S Bentz	364	75.99%
<u>Write-in</u>	<u>1</u>	<u>0.21%</u>
Total	479	100.00%
Overvotes	0	
Undervotes	50	

**Governor (DEM) (Vote for 1)**  
**204 ballots (0 over voted ballots, 0 overvotes, 19 undervotes)**

Tobias Read	81	43.78%
John Sweeney	0	0.00%
Patrick E Starnes	4	2.16%
Dave W Stauffer	1	0.54%
Peter W Hall	1	0.54%
Genevieve Wilson H	0	0.00%
Keisha Lanell Merchant	1	0.54%
Michael Cross	0	0.00%
George L Carrillo	4	2.16%
Tina Kotek	72	38.92%
Michael Trimble	0	0.00%
Ifeanyichukwu C Diru	1	0.54%
Wilson R Bright	2	1.08%
Julian Bell	2	1.08%
David Beem	2	1.08%
<u>Write-in</u>	<u>14</u>	<u>7.57%</u>
Total	185	100.00%
Overvotes	0	
Undervotes	19	

**Governor (REP) (Vote for 1)**  
**529 ballots (0 over voted ballots, 0 overvotes, 11 undervotes)**

Amber R Richardson	7	1.35%
Bill Sizemore	17	3.28%
Stefan G Strek (Stregoi)	0	0.00%
Nick Hess	7	1.35%
John G Presco	0	0.00%
Bud Pierce	26	5.02%
Stan Pulliam	45	8.69%
Kerry McQuisten	24	4.63%
Tim McCloud	3	0.58%
Brandon C Merritt	3	0.58%

Statement of Votes Cast by Geography  
Josephine, Primary 2022, May 17, 2022  
Certified Precinct Level Results 6-10-2022  
All Precincts, All Districts, All Counter Groups, All ScanStations, All Contests, All Boxes  
Total Ballots Cast: 28921

Choice	Votes	Vote %
Reed Christensen	9	1.74%
Jessica Gomez	5	0.97%
Marc Thielman	39	7.53%
Bob Tiernan	109	21.04%
Christine Drazan	132	25.48%
Court Boice	8	1.54%
Bridget Barton	77	14.86%
Raymond Baldwin	0	0.00%
David A Burch	0	0.00%
Write-in	7	1.35%
Total	518	100.00%
Overvotes	0	
Undervotes	11	

**State Representative, 3rd District (DEM) (Vote for 1)**  
**204 ballots (0 over voted ballots, 0 overvotes, 74 undervotes)**

Brady W Keister	127	97.69%
Write-in	3	2.31%
Total	130	100.00%
Overvotes	0	
Undervotes	74	

**State Representative, 3rd District (REP) (Vote for 1)**  
**529 ballots (0 over voted ballots, 0 overvotes, 147 undervotes)**

Lily Morgan	375	98.17%
Write-in	7	1.83%
Total	382	100.00%
Overvotes	0	
Undervotes	147	

**Commissioner of the Bureau of Labor and Industries (Vote for 1)**  
**910 ballots (0 over voted ballots, 0 overvotes, 239 undervotes)**

Christina E Stephenson	173	25.78%
Cheri Helt	228	33.98%
Chris Henry	25	3.73%
Robert Neuman	35	5.22%
Casey M Kulla	86	12.82%
Brent T Barker	110	16.39%
Aaron R Baca	9	1.34%
Write-in	5	0.75%
Total	671	100.00%
Overvotes	0	
Undervotes	239	

**Judge of the Supreme Court, Position 6 (Vote for 1)**  
**910 ballots (0 over voted ballots, 0 overvotes, 447 undervotes)**

Roger J DeHoog	454	98.06%
Write-in	9	1.94%
Total	463	100.00%
Overvotes	0	
Undervotes	447	

**Judge of the Court of Appeals, Position 3 (Vote for 1)**  
**910 ballots (0 over voted ballots, 0 overvotes, 238 undervotes)**

Darleen Ortega	298	44.35%
Vance Day	373	55.51%
Write-in	1	0.15%
Total	672	100.00%
Overvotes	0	
Undervotes	238	

Statement of Votes Cast by Geography  
 Josephine, Primary 2022, May 17, 2022  
 Certified Precinct Level Results 6-10-2022

All Precincts, All Districts, All Counter Groups, All ScanStations, All Contests, All Boxes  
 Total Ballots Cast: 28921

Choice	Votes	Vote %
<b>Judge of the Court of Appeals, Position 5 (Vote for 1)</b>		
<b>910 ballots (0 over voted ballots, 0 overvotes, 425 undervotes)</b>		
Scott A Shorr	470	96.91%
Write-in	15	3.09%
Total	485	100.00%
Overvotes	0	
Undervotes	425	
<b>Judge of the Court of Appeals, Position 8 (Vote for 1)</b>		
<b>910 ballots (0 over voted ballots, 0 overvotes, 429 undervotes)</b>		
Ramón A Pagán	462	96.05%
Write-in	19	3.95%
Total	481	100.00%
Overvotes	0	
Undervotes	429	
<b>County Commissioner, Position 1 (Vote for 1)</b>		
<b>910 ballots (1 over voted ballots, 1 overvotes, 73 undervotes)</b>		
Gary Richardson	163	19.50%
Mark F Jones	32	3.83%
Mark J Seligman	30	3.59%
Neigel Von Hruska	9	1.08%
James Day Ward Iii	12	1.44%
John West	315	37.68%
Brian De La Grange	270	32.30%
Jordan DeHarty	3	0.36%
Write-in	2	0.24%
Total	836	100.00%
Overvotes	1	
Undervotes	73	
<b>County Legal Counsel (Vote for 1)</b>		
<b>910 ballots (0 over voted ballots, 0 overvotes, 374 undervotes)</b>		
Wally Hicks	531	99.07%
Write-in	5	0.93%
Total	536	100.00%
Overvotes	0	
Undervotes	374	
<b>17-105 Repeal of Josephine County Ordinance 2021-002 (Vote for 1)</b>		
<b>910 ballots (0 over voted ballots, 0 overvotes, 40 undervotes)</b>		
Yes	492	56.55%
No	378	43.45%
Total	870	100.00%
Overvotes	0	
Undervotes	40	
<b>17-106 Advisory question on Becoming Part of Idaho (Vote for 1)</b>		
<b>910 ballots (0 over voted ballots, 0 overvotes, 30 undervotes)</b>		
Yes	490	55.68%
No	390	44.32%
Total	880	100.00%
Overvotes	0	
Undervotes	30	
<b>Precinct Committee Person - Democrat - 18 College (DEM) (Vote for 8)</b>		
<b>204 ballots (0 over voted ballots, 0 overvotes, 1630 undervotes)</b>		
Write-in	2	100.00%
Write-in	0	0.00%
Write-in	0	0.00%
Write-in	0	0.00%

## Statement of Votes Cast by Geography

Page: 67 of 171

Josephine, Primary 2022, May 17, 2022

Certified Precinct Level Results 6-10-2022

All Precincts, All Districts, All Counter Groups, All ScanStations, All Contests, All Boxes

Total Ballots Cast: 28921

Choice	Votes	Vote %
Write-in	0	0.00%
Write-in	0	0.00%
Write-in	0	0.00%
Write-in	0	0.00%
Total	2	100.00%
Overvotes	0	
Undervotes	1630	

**Precinct Committee Person - Republican - 18 College (REP) (Vote for 8)****529 ballots (0 over voted ballots, 0 overvotes, 3774 undervotes)**

Linda Smith	189	41.27%
Jonathan Knapp	226	49.34%
Write-in	22	4.80%
Write-in	8	1.75%
Write-in	5	1.09%
Write-in	2	0.44%
Write-in	2	0.44%
Write-in	2	0.44%
Write-in	1	0.22%
Write-in	1	0.22%
Total	458	100.00%
Overvotes	0	
Undervotes	3774	

**Precinct 19****US Senator (DEM) (Vote for 1)****214 ballots (0 over voted ballots, 0 overvotes, 18 undervotes)**

Ron Wyden	157	80.10%
Brent Thompson	15	7.65%
William E Barlow III	22	11.22%
Write-in	2	1.02%
Total	196	100.00%
Overvotes	0	
Undervotes	18	

**US Senator (REP) (Vote for 1)****574 ballots (0 over voted ballots, 0 overvotes, 70 undervotes)**

Darin Harbick	138	27.38%
Sam Palmer	50	9.92%
Jo Rae Perkins	226	44.84%
Christopher C Christensen	23	4.56%
Ibra A Taher	7	1.39%
Robert M Fleming	6	1.19%
Jason Beebe	52	10.32%
Write-in	2	0.40%
Total	504	100.00%
Overvotes	0	
Undervotes	70	

**US Representative, 2nd District (DEM) (Vote for 1)****214 ballots (0 over voted ballots, 0 overvotes, 65 undervotes)**

Adam Prine	36	24.16%
Joe Yetter	113	75.84%
Write-in	0	0.00%
Total	149	100.00%
Overvotes	0	
Undervotes	65	

**US Representative, 2nd District (REP) (Vote for 1)****574 ballots (0 over voted ballots, 0 overvotes, 79 undervotes)**

Mark Cavener	124	25.05%
Katherine M Gallant	18	3.64%

Statement of Votes Cast by Geography  
 Josephine, Primary 2022, May 17, 2022  
 Certified Precinct Level Results 6-10-2022

All Precincts, All Districts, All Counter Groups, All ScanStations, All Contests, All Boxes  
 Total Ballots Cast: 28921

Choice	Votes	Vote %
Cliff S Bentz	351	70.91%
Write-in	2	0.40%
Total	495	100.00%
Overvotes	0	
Undervotes	79	

**Governor (DEM) (Vote for 1)**

**213 ballots (0 over voted ballots, 0 overvotes, 24 undervotes)**

Tobias Read	59	31.22%
John Sweeney	3	1.59%
Patrick E Starnes	11	5.82%
Dave W Stauffer	1	0.53%
Peter W Hall	2	1.06%
Genevieve Wilson H	5	2.65%
Keisha Lanell Merchant	0	0.00%
Michael Cross	1	0.53%
George L Carrillo	5	2.65%
Tina Kotek	84	44.44%
Michael Trimble	3	1.59%
Ifeanyichukwu C Diru	0	0.00%
Wilson R Bright	1	0.53%
Julian Bell	3	1.59%
David Beem	0	0.00%
Write-in	11	5.82%
Total	189	100.00%
Overvotes	0	
Undervotes	24	

**Governor (REP) (Vote for 1)**

**574 ballots (0 over voted ballots, 0 overvotes, 17 undervotes)**

Amber R Richardson	2	0.36%
Bill Sizemore	8	1.44%
Stefan G Strek (Stregoi)	0	0.00%
Nick Hess	0	0.00%
John G Presco	0	0.00%
Bud Pierce	19	3.41%
Stan Pulliam	40	7.18%
Kerry McQuisten	66	11.85%
Tim McCloud	1	0.18%
Brandon C Merritt	3	0.54%
Reed Christensen	4	0.72%
Jessica Gomez	15	2.69%
Marc Thielman	60	10.77%
Bob Tiernan	109	19.57%
Christine Drazan	150	26.93%
Court Boice	11	1.97%
Bridget Barton	62	11.13%
Raymond Baldwin	0	0.00%
David A Burch	0	0.00%
Write-in	7	1.26%
Total	557	100.00%
Overvotes	0	
Undervotes	17	

**State Representative, 3rd District (DEM) (Vote for 1)**

**213 ballots (0 over voted ballots, 0 overvotes, 75 undervotes)**

Brady W Keister	135	97.83%
Write-in	3	2.17%
Total	138	100.00%
Overvotes	0	
Undervotes	75	

Statement of Votes Cast by Geography  
Josephine, Primary 2022, May 17, 2022  
Certified Precinct Level Results 6-10-2022  
All Precincts, All Districts, All Counter Groups, All ScanStations, All Contests, All Boxes  
Total Ballots Cast: 28921

Choice	Votes	Vote %
--------	-------	--------

**State Representative, 3rd District (REP) (Vote for 1)****574 ballots (0 over voted ballots, 0 overvotes, 149 undervotes)**

Lily Morgan	411	96.71%
Write-in	14	3.29%
<b>Total</b>	<b>425</b>	<b>100.00%</b>
Overvotes	0	
Undervotes	149	

**Commissioner of the Bureau of Labor and Industries (Vote for 1)****997 ballots (0 over voted ballots, 0 overvotes, 270 undervotes)**

Christina E Stephenson	203	27.92%
Cheri Helt	221	30.40%
Chris Henry	16	2.20%
Robert Neuman	23	3.16%
Casey M Kulla	119	16.37%
Brent T Barker	128	17.61%
Aaron R Baca	13	1.79%
Write-in	4	0.55%
<b>Total</b>	<b>727</b>	<b>100.00%</b>
Overvotes	0	
Undervotes	270	

**Judge of the Supreme Court, Position 6 (Vote for 1)****997 ballots (0 over voted ballots, 0 overvotes, 487 undervotes)**

Roger J DeHoog	481	94.31%
Write-in	29	5.69%
<b>Total</b>	<b>510</b>	<b>100.00%</b>
Overvotes	0	
Undervotes	487	

**Judge of the Court of Appeals, Position 3 (Vote for 1)****997 ballots (0 over voted ballots, 0 overvotes, 257 undervotes)**

Darleen Ortega	304	41.08%
Vance Day	432	58.38%
Write-in	4	0.54%
<b>Total</b>	<b>740</b>	<b>100.00%</b>
Overvotes	0	
Undervotes	257	

**Judge of the Court of Appeals, Position 5 (Vote for 1)****997 ballots (0 over voted ballots, 0 overvotes, 473 undervotes)**

Scott A Shorr	504	96.18%
Write-in	20	3.82%
<b>Total</b>	<b>524</b>	<b>100.00%</b>
Overvotes	0	
Undervotes	473	

**Judge of the Court of Appeals, Position 8 (Vote for 1)****997 ballots (0 over voted ballots, 0 overvotes, 487 undervotes)**

Ramón A Pagán	486	95.29%
Write-in	24	4.71%
<b>Total</b>	<b>510</b>	<b>100.00%</b>
Overvotes	0	
Undervotes	487	

**County Commissioner, Position 1 (Vote for 1)****997 ballots (0 over voted ballots, 0 overvotes, 97 undervotes)**

Gary Richardson	191	21.22%
Mark F Jones	55	6.11%
Mark J Seligman	23	2.56%
Neigel Von Hruska	6	0.67%



Statement of Votes Cast by Geography  
 Josephine, Primary 2022, May 17, 2022  
 Certified Precinct Level Results 6-10-2022

All Precincts, All Districts, All Counter Groups, All ScanStations, All Contests, All Boxes  
 Total Ballots Cast: 28921

Choice	Votes	Vote %
James Day Ward Iii	5	0.56%
John West	367	40.78%
Brian De La Grange	243	27.00%
Jordan DeHarty	4	0.44%
Write-in	6	0.67%
Total	900	100.00%
Overvotes	0	
Undervotes	97	

**County Legal Counsel (Vote for 1)**

**997 ballots (0 over voted ballots, 0 overvotes, 414 undervotes)**

Wally Hicks	574	98.46%
Write-in	9	1.54%
Total	583	100.00%
Overvotes	0	
Undervotes	414	

**17-105 Repeal of Josephine County Ordinance 2021-002 (Vote for 1)**

**997 ballots (0 over voted ballots, 0 overvotes, 37 undervotes)**

Yes	542	56.46%
No	418	43.54%
Total	960	100.00%
Overvotes	0	
Undervotes	37	

**17-106 Advisory question on Becoming Part of Idaho (Vote for 1)**

**997 ballots (0 over voted ballots, 0 overvotes, 35 undervotes)**

Yes	549	57.07%
No	413	42.93%
Total	962	100.00%
Overvotes	0	
Undervotes	35	

**Precinct Committee Person - Democrat - 19 Jerome Prairie (DEM) (Vote for 9)**

**213 ballots (0 over voted ballots, 0 overvotes, 1790 undervotes)**

Jean Mount	105	82.68%
Write-in	8	6.30%
Write-in	2	1.57%
Write-in	2	1.57%
Write-in	2	1.57%
Write-in	2	1.57%
Write-in	2	1.57%
Write-in	2	1.57%
Write-in	2	1.57%
Write-in	2	1.57%
Write-in	0	0.00%
Total	127	100.00%
Overvotes	0	
Undervotes	1790	

**Precinct Committee Person - Republican - 19 Jerome Prairie (REP) (Vote for 9)**

**574 ballots (0 over voted ballots, 0 overvotes, 4351 undervotes)**

Amity Jones	171	20.98%
Eric L Henderson	195	23.93%
Jennifer Green	174	21.35%
Bill Bars	228	27.98%
Write-in	34	4.17%
Write-in	13	1.60%
Write-in	0	0.00%
Write-in	0	0.00%
Write-in	0	0.00%
Write-in	0	0.00%
Write-in	0	0.00%

## Statement of Votes Cast by Geography

Page: 71 of 171

Josephine, Primary 2022, May 17, 2022

Certified Precinct Level Results 6-10-2022

All Precincts, All Districts, All Counter Groups, All ScanStations, All Contests, All Boxes

Total Ballots Cast: 28921

Choice	Votes	Vote %
Write-in	0	0.00%
Write-in	0	0.00%
Total	815	100.00%
Overvotes	0	
Undervotes	4351	

**Precinct 20****US Senator (DEM) (Vote for 1)****26 ballots (0 over voted ballots, 0 overvotes, 2 undervotes)**

Ron Wyden	21	87.50%
Brent Thompson	1	4.17%
William E Barlow III	2	8.33%
Write-in	0	0.00%
Total	24	100.00%
Overvotes	0	
Undervotes	2	

**US Senator (REP) (Vote for 1)****59 ballots (0 over voted ballots, 0 overvotes, 7 undervotes)**

Darin Harbick	13	25.00%
Sam Palmer	1	1.92%
Jo Rae Perkins	28	53.85%
Christopher C Christensen	2	3.85%
Ibra A Taher	3	5.77%
Robert M Fleming	2	3.85%
Jason Beebe	3	5.77%
Write-in	0	0.00%
Total	52	100.00%
Overvotes	0	
Undervotes	7	

**US Representative, 2nd District (DEM) (Vote for 1)****26 ballots (0 over voted ballots, 0 overvotes, 7 undervotes)**

Adam Prine	6	31.58%
Joe Yetter	13	68.42%
Write-in	0	0.00%
Total	19	100.00%
Overvotes	0	
Undervotes	7	

**US Representative, 2nd District (REP) (Vote for 1)****59 ballots (0 over voted ballots, 0 overvotes, 6 undervotes)**

Mark Cavener	18	33.96%
Katherine M Gallant	5	9.43%
Cliff S Bentz	30	56.60%
Write-in	0	0.00%
Total	53	100.00%
Overvotes	0	
Undervotes	6	

**Governor (DEM) (Vote for 1)****26 ballots (0 over voted ballots, 0 overvotes, 3 undervotes)**

Tobias Read	6	26.09%
John Sweeney	0	0.00%
Patrick E Starnes	0	0.00%
Dave W Stauffer	0	0.00%
Peter W Hall	0	0.00%
Genevieve Wilson H	0	0.00%
Keisha Lanell Merchant	0	0.00%
Michael Cross	0	0.00%
George L Carrillo	2	8.70%
Tina Kotek	13	56.52%

Statement of Votes Cast by Geography  
 Josephine, Primary 2022, May 17, 2022  
 Certified Precinct Level Results 6-10-2022

All Precincts, All Districts, All Counter Groups, All ScanStations, All Contests, All Boxes  
 Total Ballots Cast: 28921

Choice	Votes	Vote %
Michael Trimble	0	0.00%
Ifeanyichukwu C Diru	0	0.00%
Wilson R Bright	0	0.00%
Julian Bell	0	0.00%
David Beem	0	0.00%
Write-in	2	8.70%
Total	23	100.00%
Overvotes	0	
Undervotes	3	

**Governor (REP) (Vote for 1)**

**59 ballots (0 over voted ballots, 0 overvotes, 2 undervotes)**

Amber R Richardson	1	1.75%
Bill Sizemore	0	0.00%
Stefan G Strek (Stregoi)	0	0.00%
Nick Hess	0	0.00%
John G Presco	0	0.00%
Bud Pierce	3	5.26%
Stan Pulliam	9	15.79%
Kerry McQuisten	5	8.77%
Tim McCloud	1	1.75%
Brandon C Merritt	1	1.75%
Reed Christensen	2	3.51%
Jessica Gomez	2	3.51%
Marc Thielman	4	7.02%
Bob Tiernan	8	14.04%
Christine Drazan	12	21.05%
Court Boice	2	3.51%
Bridget Barton	5	8.77%
Raymond Baldwin	0	0.00%
David A Burch	0	0.00%
Write-in	2	3.51%
Total	57	100.00%
Overvotes	0	
Undervotes	2	

**State Representative, 4th District (DEM) (Vote for 1)**

**26 ballots (0 over voted ballots, 0 overvotes, 24 undervotes)**

Write-in	2	100.00%
Total	2	100.00%
Overvotes	0	
Undervotes	24	

**State Representative, 4th District (REP) (Vote for 1)**

**59 ballots (0 over voted ballots, 0 overvotes, 20 undervotes)**

Christine Goodwin	39	100.00%
Write-in	0	0.00%
Total	39	100.00%
Overvotes	0	
Undervotes	20	

**Commissioner of the Bureau of Labor and Industries (Vote for 1)**

**116 ballots (0 over voted ballots, 0 overvotes, 18 undervotes)**

Christina E Stephenson	25	25.51%
Cheri Helt	34	34.69%
Chris Henry	5	5.10%
Robert Neuman	3	3.06%
Casey M Kulla	13	13.27%
Brent T Barker	16	16.33%
Aaron R Baca	2	2.04%
Write-in	0	0.00%

Statement of Votes Cast by Geography  
Josephine, Primary 2022, May 17, 2022  
Certified Precinct Level Results 6-10-2022  
All Precincts, All Districts, All Counter Groups, All ScanStations, All Contests, All Boxes  
Total Ballots Cast: 28921

Choice	Votes	Vote %
Total	98	100.00%
Overvotes	0	
Undervotes	18	

**Judge of the Supreme Court, Position 6 (Vote for 1)****116 ballots (0 over voted ballots, 0 overvotes, 54 undervotes)**

Roger J DeHoog	61	98.39%
Write-in	1	1.61%
Total	62	100.00%
Overvotes	0	
Undervotes	54	

**Judge of the Court of Appeals, Position 3 (Vote for 1)****116 ballots (0 over voted ballots, 0 overvotes, 27 undervotes)**

Darleen Ortega	37	41.57%
Vance Day	52	58.43%
Write-in	0	0.00%
Total	89	100.00%
Overvotes	0	
Undervotes	27	

**Judge of the Court of Appeals, Position 5 (Vote for 1)****116 ballots (0 over voted ballots, 0 overvotes, 50 undervotes)**

Scott A Shorr	66	100.00%
Write-in	0	0.00%
Total	66	100.00%
Overvotes	0	
Undervotes	50	

**Judge of the Court of Appeals, Position 8 (Vote for 1)****116 ballots (0 over voted ballots, 0 overvotes, 54 undervotes)**

Ramón A Pagán	61	98.39%
Write-in	1	1.61%
Total	62	100.00%
Overvotes	0	
Undervotes	54	

**County Commissioner, Position 1 (Vote for 1)****116 ballots (0 over voted ballots, 0 overvotes, 12 undervotes)**

Gary Richardson	13	12.50%
Mark F Jones	5	4.81%
Mark J Seligman	3	2.88%
Neigel Von Hruska	1	0.96%
James Day Ward Iii	2	1.92%
John West	43	41.35%
Brian De La Grange	36	34.62%
Jordan DeHarty	1	0.96%
Write-in	0	0.00%
Total	104	100.00%
Overvotes	0	
Undervotes	12	

**County Legal Counsel (Vote for 1)****116 ballots (0 over voted ballots, 0 overvotes, 47 undervotes)**

Wally Hicks	67	97.10%
Write-in	2	2.90%
Total	69	100.00%
Overvotes	0	
Undervotes	47	

Statement of Votes Cast by Geography  
Josephine, Primary 2022, May 17, 2022  
Certified Precinct Level Results 6-10-2022

Page: 74 of 171

All Precincts, All Districts, All Counter Groups, All ScanStations, All Contests, All Boxes  
Total Ballots Cast: 28921

---

Choice	Votes	Vote %
<b>17-105 Repeal of Josephine County Ordinance 2021-002 (Vote for 1)</b>		
<b>116 ballots (0 over voted ballots, 0 overvotes, 0 undervotes)</b>		
Yes	82	70.69%
No	34	29.31%
Total	116	100.00%
Overvotes	0	
Undervotes	0	

**17-106 Advisory question on Becoming Part of Idaho (Vote for 1)**  
**116 ballots (0 over voted ballots, 0 overvotes, 3 undervotes)**

Yes	63	55.75%
No	50	44.25%
Total	113	100.00%
Overvotes	0	
Undervotes	3	

**Precinct Committee Person - Democrat - 20 Grave Creek (DEM) (Vote for 2)**  
**26 ballots (0 over voted ballots, 0 overvotes, 50 undervotes)**

Write-in	1	50.00%
Write-in	1	50.00%
Total	2	100.00%
Overvotes	0	
Undervotes	50	

**Precinct Committee Person - Republican - 20 Grave Creek (REP) (Vote for 2)**  
**59 ballots (0 over voted ballots, 0 overvotes, 83 undervotes)**

Linda Maine	34	97.14%
Write-in	1	2.86%
Write-in	0	0.00%
Total	35	100.00%
Overvotes	0	
Undervotes	83	

**Precinct 21**

**US Senator (DEM) (Vote for 1)**  
**398 ballots (0 over voted ballots, 0 overvotes, 21 undervotes)**

Ron Wyden	320	84.88%
Brent Thompson	19	5.04%
William E Barlow III	32	8.49%
Write-in	6	1.59%
Total	377	100.00%
Overvotes	0	
Undervotes	21	

**US Senator (REP) (Vote for 1)**  
**840 ballots (1 over voted ballots, 1 overvotes, 93 undervotes)**

Darin Harbick	231	30.97%
Sam Palmer	87	11.66%
Jo Rae Perkins	276	37.00%
Christopher C Christensen	63	8.45%
Ibra A Taher	10	1.34%
Robert M Fleming	13	1.74%
Jason Beebe	61	8.18%
Write-in	5	0.67%
Total	746	100.00%
Overvotes	1	
Undervotes	93	

Statement of Votes Cast by Geography  
Josephine, Primary 2022, May 17, 2022  
Certified Precinct Level Results 6-10-2022  
All Precincts, All Districts, All Counter Groups, All ScanStations, All Contests, All Boxes  
Total Ballots Cast: 28921

Choice	Votes	Vote %
<b>US Representative, 2nd District (DEM) (Vote for 1)</b>		
<b>398 ballots (0 over voted ballots, 0 overvotes, 103 undervotes)</b>		
Adam Prine	85	28.81%
Joe Yetter	202	68.47%
Write-in	8	2.71%
Total	295	100.00%
Overvotes	0	
Undervotes	103	
<b>US Representative, 2nd District (REP) (Vote for 1)</b>		
<b>840 ballots (0 over voted ballots, 0 overvotes, 99 undervotes)</b>		
Mark Cavener	176	23.75%
Katherine M Gallant	32	4.32%
Cliff S Bentz	532	71.79%
Write-in	1	0.13%
Total	741	100.00%
Overvotes	0	
Undervotes	99	
<b>Governor (DEM) (Vote for 1)</b>		
<b>398 ballots (3 over voted ballots, 3 overvotes, 36 undervotes)</b>		
Tobias Read	117	32.59%
John Sweeney	5	1.39%
Patrick E Starnes	8	2.23%
Dave W Stauffer	3	0.84%
Peter W Hall	0	0.00%
Genevieve Wilson H	3	0.84%
Keisha Lanell Merchant	2	0.56%
Michael Cross	3	0.84%
George L Carrillo	12	3.34%
Tina Kotek	172	47.91%
Michael Trimble	4	1.11%
Ifeanyichukwu C Diru	0	0.00%
Wilson R Bright	0	0.00%
Julian Bell	10	2.79%
David Beem	2	0.56%
Write-in	18	5.01%
Total	359	100.00%
Overvotes	3	
Undervotes	36	
<b>Governor (REP) (Vote for 1)</b>		
<b>840 ballots (0 over voted ballots, 0 overvotes, 24 undervotes)</b>		
Amber R Richardson	8	0.98%
Bill Sizemore	41	5.02%
Stefan G Strek (Stregoi)	0	0.00%
Nick Hess	9	1.10%
John G Presco	3	0.37%
Bud Pierce	37	4.53%
Stan Pulliam	60	7.35%
Kerry McQuisten	71	8.70%
Tim McCloud	7	0.86%
Brandon C Merritt	13	1.59%
Reed Christensen	9	1.10%
Jessica Gomez	28	3.43%
Marc Thielman	69	8.46%
Bob Tiernan	180	22.06%
Christine Drazan	167	20.47%
Court Boice	8	0.98%
Bridget Barton	97	11.89%
Raymond Baldwin	2	0.25%
David A Burch	0	0.00%
Write-in	7	0.86%

Statement of Votes Cast by Geography  
Josephine, Primary 2022, May 17, 2022  
Certified Precinct Level Results 6-10-2022

Page: 76 of 171

All Precincts, All Districts, All Counter Groups, All ScanStations, All Contests, All Boxes  
Total Ballots Cast: 28921

---

<b>Choice</b>	<b>Votes</b>	<b>Vote %</b>
Total	816	100.00%
Overvotes	0	
Undervotes	24	

**State Representative, 4th District (DEM) (Vote for 1)**

**398 ballots (0 over voted ballots, 0 overvotes, 384 undervotes)**

Write-in	14	100.00%
Total	14	100.00%
Overvotes	0	
Undervotes	384	

**State Representative, 4th District (REP) (Vote for 1)**

**840 ballots (0 over voted ballots, 0 overvotes, 326 undervotes)**

Christine Goodwin	506	98.44%
Write-in	8	1.56%
Total	514	100.00%
Overvotes	0	
Undervotes	326	

**Commissioner of the Bureau of Labor and Industries (Vote for 1)**

**1599 ballots (0 over voted ballots, 0 overvotes, 397 undervotes)**

Christina E Stephenson	407	33.86%
Cheri Helt	336	27.95%
Chris Henry	31	2.58%
Robert Neuman	66	5.49%
Casey M Kulla	146	12.15%
Brent T Barker	180	14.98%
Aaron R Baca	31	2.58%
Write-in	5	0.42%
Total	1202	100.00%
Overvotes	0	
Undervotes	397	

**Judge of the Supreme Court, Position 6 (Vote for 1)**

**1599 ballots (0 over voted ballots, 0 overvotes, 784 undervotes)**

Roger J DeHoog	776	95.21%
Write-in	39	4.79%
Total	815	100.00%
Overvotes	0	
Undervotes	784	

**Judge of the Court of Appeals, Position 3 (Vote for 1)**

**1599 ballots (0 over voted ballots, 0 overvotes, 395 undervotes)**

Darleen Ortega	527	43.77%
Vance Day	672	55.81%
Write-in	5	0.42%
Total	1204	100.00%
Overvotes	0	
Undervotes	395	

**Judge of the Court of Appeals, Position 5 (Vote for 1)**

**1599 ballots (0 over voted ballots, 0 overvotes, 769 undervotes)**

Scott A Shorr	788	94.94%
Write-in	42	5.06%
Total	830	100.00%
Overvotes	0	
Undervotes	769	

**Judge of the Court of Appeals, Position 8 (Vote for 1)**

**1599 ballots (0 over voted ballots, 0 overvotes, 789 undervotes)**

Ramón A Pagán	766	94.57%
---------------	-----	--------





Statement of Votes Cast by Geography  
 Josephine, Primary 2022, May 17, 2022  
 Certified Precinct Level Results 6-10-2022

All Precincts, All Districts, All Counter Groups, All ScanStations, All Contests, All Boxes  
 Total Ballots Cast: 28921

Choice	Votes	Vote %
Total	195	100.00%
Overvotes	14	
Undervotes	5363	

**Precinct Committee Person - Republican - 21 Cloverlawn (REP) (Vote for 14)**  
**840 ballots (1 over voted ballots, 14 overvotes, 9480 undervotes)**

Joseph Rice	314	13.86%
Paul Schaafsma	290	12.80%
Eric Schaafsma	290	12.80%
Ron Strom	330	14.56%
Christopher D Pilger	287	12.67%
Patrick Kelly	335	14.78%
Kathleen Kelly	325	14.34%
Write-in	41	1.81%
Write-in	18	0.79%
Write-in	11	0.49%
Write-in	11	0.49%
Write-in	6	0.26%
Write-in	5	0.22%
Write-in	3	0.13%
Write-in	0	0.00%
Write-in	0	0.00%
Write-in	0	0.00%
Write-in	0	0.00%
Write-in	0	0.00%
Write-in	0	0.00%
Write-in	0	0.00%
Write-in	0	0.00%
Total	2266	100.00%
Overvotes	14	
Undervotes	9480	

**Precinct 22**

**US Senator (DEM) (Vote for 1)**

**152 ballots (0 over voted ballots, 0 overvotes, 9 undervotes)**

Ron Wyden	126	88.11%
Brent Thompson	5	3.50%
William E Barlow III	10	6.99%
Write-in	2	1.40%
Total	143	100.00%
Overvotes	0	
Undervotes	9	

**US Senator (REP) (Vote for 1)**

**429 ballots (0 over voted ballots, 0 overvotes, 32 undervotes)**

Darin Harbick	137	34.51%
Sam Palmer	42	10.58%
Jo Rae Perkins	129	32.49%
Christopher C Christensen	24	6.05%
Ibra A Taher	5	1.26%
Robert M Fleming	10	2.52%
Jason Beebe	48	12.09%
Write-in	2	0.50%
Total	397	100.00%
Overvotes	0	
Undervotes	32	

**US Representative, 2nd District (DEM) (Vote for 1)**

**152 ballots (0 over voted ballots, 0 overvotes, 42 undervotes)**

Adam Prine	24	21.82%
Joe Yetter	83	75.45%
Write-in	3	2.73%

## Statement of Votes Cast by Geography

Page: 79 of 171

Josephine, Primary 2022, May 17, 2022

Certified Precinct Level Results 6-10-2022

All Precincts, All Districts, All Counter Groups, All ScanStations, All Contests, All Boxes

Total Ballots Cast: 28921

Choice	Votes	Vote %
Total	110	100.00%
Overvotes	0	
Undervotes	42	

**US Representative, 2nd District (REP) (Vote for 1)****429 ballots (0 over voted ballots, 0 overvotes, 29 undervotes)**

Mark Cavener	73	18.25%
Katherine M Gallant	25	6.25%
Cliff S Bentz	299	74.75%
Write-in	3	0.75%
Total	400	100.00%
Overvotes	0	
Undervotes	29	

**Governor (DEM) (Vote for 1)****152 ballots (0 over voted ballots, 0 overvotes, 11 undervotes)**

Tobias Read	54	38.30%
John Sweeney	3	2.13%
Patrick E Starnes	4	2.84%
Dave W Stauffer	1	0.71%
Peter W Hall	0	0.00%
Genevieve Wilson H	1	0.71%
Keisha Lanell Merchant	1	0.71%
Michael Cross	2	1.42%
George L Carrillo	1	0.71%
Tina Kotek	64	45.39%
Michael Trimble	2	1.42%
Ifeanyichukwu C Diru	0	0.00%
Wilson R Bright	2	1.42%
Julian Bell	1	0.71%
David Beem	0	0.00%
Write-in	5	3.55%
Total	141	100.00%
Overvotes	0	
Undervotes	11	

**Governor (REP) (Vote for 1)****429 ballots (0 over voted ballots, 0 overvotes, 13 undervotes)**

Amber R Richardson	6	1.44%
Bill Sizemore	9	2.16%
Stefan G Strek (Stregoi)	0	0.00%
Nick Hess	5	1.20%
John G Presco	0	0.00%
Bud Pierce	19	4.57%
Stan Pulliam	16	3.85%
Kerry McQuisten	30	7.21%
Tim McCloud	3	0.72%
Brandon C Merritt	5	1.20%
Reed Christensen	3	0.72%
Jessica Gomez	5	1.20%
Marc Thielman	31	7.45%
Bob Tiernan	81	19.47%
Christine Drazan	142	34.13%
Court Boice	7	1.68%
Bridget Barton	48	11.54%
Raymond Baldwin	0	0.00%
David A Burch	0	0.00%
Write-in	6	1.44%
Total	416	100.00%
Overvotes	0	
Undervotes	13	

Statement of Votes Cast by Geography  
Josephine, Primary 2022, May 17, 2022  
Certified Precinct Level Results 6-10-2022

Page: 80 of 171

All Precincts, All Districts, All Counter Groups, All ScanStations, All Contests, All Boxes  
Total Ballots Cast: 28921

Choice	Votes	Vote %
<b>State Representative, 4th District (DEM) (Vote for 1)</b>		
<b>152 ballots (0 over voted ballots, 0 overvotes, 148 undervotes)</b>		
Write-in	4	100.00%
Total	4	100.00%
Overvotes	0	
Undervotes	148	
<b>State Representative, 4th District (REP) (Vote for 1)</b>		
<b>429 ballots (0 over voted ballots, 0 overvotes, 166 undervotes)</b>		
Christine Goodwin	258	98.10%
Write-in	5	1.90%
Total	263	100.00%
Overvotes	0	
Undervotes	166	
<b>Commissioner of the Bureau of Labor and Industries (Vote for 1)</b>		
<b>719 ballots (0 over voted ballots, 0 overvotes, 171 undervotes)</b>		
Christina E Stephenson	146	26.64%
Cheri Helt	168	30.66%
Chris Henry	18	3.28%
Robert Neuman	22	4.01%
Casey M Kulla	85	15.51%
Brent T Barker	95	17.34%
Aaron R Baca	9	1.64%
Write-in	5	0.91%
Total	548	100.00%
Overvotes	0	
Undervotes	171	
<b>Judge of the Supreme Court, Position 6 (Vote for 1)</b>		
<b>719 ballots (0 over voted ballots, 0 overvotes, 327 undervotes)</b>		
Roger J DeHoog	371	94.64%
Write-in	21	5.36%
Total	392	100.00%
Overvotes	0	
Undervotes	327	
<b>Judge of the Court of Appeals, Position 3 (Vote for 1)</b>		
<b>719 ballots (0 over voted ballots, 0 overvotes, 161 undervotes)</b>		
Darleen Ortega	240	43.01%
Vance Day	315	56.45%
Write-in	3	0.54%
Total	558	100.00%
Overvotes	0	
Undervotes	161	
<b>Judge of the Court of Appeals, Position 5 (Vote for 1)</b>		
<b>719 ballots (0 over voted ballots, 0 overvotes, 323 undervotes)</b>		
Scott A Shorr	374	94.44%
Write-in	22	5.56%
Total	396	100.00%
Overvotes	0	
Undervotes	323	
<b>Judge of the Court of Appeals, Position 8 (Vote for 1)</b>		
<b>719 ballots (0 over voted ballots, 0 overvotes, 335 undervotes)</b>		
Ramón A Pagán	364	94.79%
Write-in	20	5.21%

Statement of Votes Cast by Geography  
Josephine, Primary 2022, May 17, 2022  
Certified Precinct Level Results 6-10-2022  
All Precincts, All Districts, All Counter Groups, All ScanStations, All Contests, All Boxes  
Total Ballots Cast: 28921

Choice	Votes	Vote %
Total	384	100.00%
Overvotes	0	
Undervotes	335	

**County Commissioner, Position 1 (Vote for 1)****719 ballots (0 over voted ballots, 0 overvotes, 52 undervotes)**

Gary Richardson	152	22.79%
Mark F Jones	57	8.55%
Mark J Seligman	16	2.40%
Neigel Von Hruska	7	1.05%
James Day Ward Iii	8	1.20%
John West	260	38.98%
Brian De La Grange	162	24.29%
Jordan DeHarty	1	0.15%
Write-in	4	0.60%
Total	667	100.00%
Overvotes	0	
Undervotes	52	

**County Legal Counsel (Vote for 1)****719 ballots (0 over voted ballots, 0 overvotes, 267 undervotes)**

Wally Hicks	437	96.68%
Write-in	15	3.32%
Total	452	100.00%
Overvotes	0	
Undervotes	267	

**17-105 Repeal of Josephine County Ordinance 2021-002 (Vote for 1)****719 ballots (0 over voted ballots, 0 overvotes, 18 undervotes)**

Yes	395	56.35%
No	306	43.65%
Total	701	100.00%
Overvotes	0	
Undervotes	18	

**17-106 Advisory question on Becoming Part of Idaho (Vote for 1)****719 ballots (0 over voted ballots, 0 overvotes, 21 undervotes)**

Yes	355	50.86%
No	343	49.14%
Total	698	100.00%
Overvotes	0	
Undervotes	21	

**Precinct Committee Person - Democrat - 22 New Hope (DEM) (Vote for 5)****152 ballots (0 over voted ballots, 0 overvotes, 757 undervotes)**

Write-in	3	100.00%
Write-in	0	0.00%
Write-in	0	0.00%
Write-in	0	0.00%
Write-in	0	0.00%
Total	3	100.00%
Overvotes	0	
Undervotes	757	

**Precinct Committee Person - Republican - 22 New Hope (REP) (Vote for 5)****429 ballots (0 over voted ballots, 0 overvotes, 952 undervotes)**

Arden Sleadd	235	19.70%
John Sleadd	238	19.95%
Voyla Steves	221	18.52%
Jim Brumbach	242	20.28%
Sherrill Brumbach	234	19.61%

Statement of Votes Cast by Geography  
 Josephine, Primary 2022, May 17, 2022  
 Certified Precinct Level Results 6-10-2022

All Precincts, All Districts, All Counter Groups, All ScanStations, All Contests, All Boxes  
 Total Ballots Cast: 28921

Choice	Votes	Vote %
Write-in	8	0.67%
Write-in	6	0.50%
Write-in	5	0.42%
Write-in	2	0.17%
Write-in	2	0.17%
Total	1193	100.00%
Overvotes	0	
Undervotes	952	

**Precinct 23**

**US Senator (DEM) (Vote for 1)**

**38 ballots (0 over voted ballots, 0 overvotes, 2 undervotes)**

Ron Wyden	32	88.89%
Brent Thompson	0	0.00%
William E Barlow III	2	5.56%
Write-in	2	5.56%
Total	36	100.00%
Overvotes	0	
Undervotes	2	

**US Senator (REP) (Vote for 1)**

**153 ballots (0 over voted ballots, 0 overvotes, 21 undervotes)**

Darin Harbick	32	24.24%
Sam Palmer	14	10.61%
Jo Rae Perkins	65	49.24%
Christopher C Christensen	8	6.06%
Ibra A Taher	4	3.03%
Robert M Fleming	2	1.52%
Jason Beebe	7	5.30%
Write-in	0	0.00%
Total	132	100.00%
Overvotes	0	
Undervotes	21	

**US Representative, 2nd District (DEM) (Vote for 1)**

**38 ballots (0 over voted ballots, 0 overvotes, 8 undervotes)**

Adam Prine	3	10.00%
Joe Yetter	25	83.33%
Write-in	2	6.67%
Total	30	100.00%
Overvotes	0	
Undervotes	8	

**US Representative, 2nd District (REP) (Vote for 1)**

**153 ballots (0 over voted ballots, 0 overvotes, 14 undervotes)**

Mark Cavener	42	30.22%
Katherine M Gallant	7	5.04%
Cliff S Bentz	90	64.75%
Write-in	0	0.00%
Total	139	100.00%
Overvotes	0	
Undervotes	14	

**Governor (DEM) (Vote for 1)**

**38 ballots (0 over voted ballots, 0 overvotes, 3 undervotes)**

Tobias Read	18	51.43%
John Sweeney	0	0.00%
Patrick E Starnes	1	2.86%
Dave W Stauffer	0	0.00%
Peter W Hall	0	0.00%
Genevieve Wilson H	0	0.00%
Keisha Lanell Merchant	0	0.00%

Statement of Votes Cast by Geography  
Josephine, Primary 2022, May 17, 2022  
Certified Precinct Level Results 6-10-2022

All Precincts, All Districts, All Counter Groups, All ScanStations, All Contests, All Boxes  
Total Ballots Cast: 28921

Choice	Votes	Vote %
Michael Cross	0	0.00%
George L Carrillo	2	5.71%
Tina Kotek	11	31.43%
Michael Trimble	0	0.00%
Ifeanyichukwu C Diru	1	2.86%
Wilson R Bright	0	0.00%
Julian Bell	0	0.00%
David Beem	1	2.86%
Write-in	1	2.86%
Total	35	100.00%
Overvotes	0	
Undervotes	3	

**Governor (REP) (Vote for 1)**

**153 ballots (0 over voted ballots, 0 overvotes, 6 undervotes)**

Amber R Richardson	4	2.72%
Bill Sizemore	4	2.72%
Stefan G Strek (Stregoi)	1	0.68%
Nick Hess	1	0.68%
John G Presco	0	0.00%
Bud Pierce	8	5.44%
Stan Pulliam	13	8.84%
Kerry McQuisten	11	7.48%
Tim McCloud	1	0.68%
Brandon C Merritt	0	0.00%
Reed Christensen	2	1.36%
Jessica Gomez	2	1.36%
Marc Thielman	12	8.16%
Bob Tiernan	18	12.24%
Christine Drazan	35	23.81%
Court Boice	4	2.72%
Bridget Barton	31	21.09%
Raymond Baldwin	0	0.00%
David A Burch	0	0.00%
Write-in	0	0.00%
Total	147	100.00%
Overvotes	0	
Undervotes	6	

**State Representative, 4th District (DEM) (Vote for 1)**

**38 ballots (0 over voted ballots, 0 overvotes, 35 undervotes)**

Write-in	3	100.00%
Total	3	100.00%
Overvotes	0	
Undervotes	35	

**State Representative, 4th District (REP) (Vote for 1)**

**153 ballots (0 over voted ballots, 0 overvotes, 64 undervotes)**

Christine Goodwin	88	98.88%
Write-in	1	1.12%
Total	89	100.00%
Overvotes	0	
Undervotes	64	

**Commissioner of the Bureau of Labor and Industries (Vote for 1)**

**230 ballots (0 over voted ballots, 0 overvotes, 65 undervotes)**

Christina E Stephenson	29	17.58%
Cheri Helt	56	33.94%
Chris Henry	4	2.42%
Robert Neuman	6	3.64%
Casey M Kulla	32	19.39%
Brent T Barker	32	19.39%
Aaron R Baca	6	3.64%

Statement of Votes Cast by Geography  
Josephine, Primary 2022, May 17, 2022  
Certified Precinct Level Results 6-10-2022

Page: 84 of 171

All Precincts, All Districts, All Counter Groups, All ScanStations, All Contests, All Boxes  
Total Ballots Cast: 28921

---

Choice	Votes	Vote %
Write-in	0	0.00%
Total	165	100.00%
Overvotes	0	
Undervotes	65	

**Judge of the Supreme Court, Position 6 (Vote for 1)**

**230 ballots (0 over voted ballots, 0 overvotes, 122 undervotes)**

Roger J DeHoog	108	100.00%
Write-in	0	0.00%
Total	108	100.00%
Overvotes	0	
Undervotes	122	

**Judge of the Court of Appeals, Position 3 (Vote for 1)**

**230 ballots (0 over voted ballots, 0 overvotes, 64 undervotes)**

Darleen Ortega	63	37.95%
Vance Day	103	62.05%
Write-in	0	0.00%
Total	166	100.00%
Overvotes	0	
Undervotes	64	

**Judge of the Court of Appeals, Position 5 (Vote for 1)**

**230 ballots (0 over voted ballots, 0 overvotes, 117 undervotes)**

Scott A Shorr	113	100.00%
Write-in	0	0.00%
Total	113	100.00%
Overvotes	0	
Undervotes	117	

**Judge of the Court of Appeals, Position 8 (Vote for 1)**

**230 ballots (0 over voted ballots, 0 overvotes, 125 undervotes)**

Ramón A Pagán	103	98.10%
Write-in	2	1.90%
Total	105	100.00%
Overvotes	0	
Undervotes	125	

**County Commissioner, Position 1 (Vote for 1)**

**230 ballots (0 over voted ballots, 0 overvotes, 26 undervotes)**

Gary Richardson	23	11.27%
Mark F Jones	20	9.80%
Mark J Seligman	10	4.90%
Neigel Von Hruska	3	1.47%
James Day Ward Iii	1	0.49%
John West	96	47.06%
Brian De La Grange	48	23.53%
Jordan DeHarty	2	0.98%
Write-in	1	0.49%
Total	204	100.00%
Overvotes	0	
Undervotes	26	

**County Legal Counsel (Vote for 1)**

**230 ballots (0 over voted ballots, 0 overvotes, 91 undervotes)**

Wally Hicks	137	98.56%
Write-in	2	1.44%
Total	139	100.00%
Overvotes	0	
Undervotes	91	

Statement of Votes Cast by Geography  
 Josephine, Primary 2022, May 17, 2022  
 Certified Precinct Level Results 6-10-2022

All Precincts, All Districts, All Counter Groups, All ScanStations, All Contests, All Boxes  
 Total Ballots Cast: 28921

Choice	Votes	Vote %
<b>17-105 Repeal of Josephine County Ordinance 2021-002 (Vote for 1)</b>		
<b>230 ballots (0 over voted ballots, 0 overvotes, 9 undervotes)</b>		
Yes	137	61.99%
No	84	38.01%
Total	221	100.00%
Overvotes	0	
Undervotes	9	

**17-106 Advisory question on Becoming Part of Idaho (Vote for 1)**  
**230 ballots (0 over voted ballots, 0 overvotes, 9 undervotes)**

Yes	135	61.09%
No	86	38.91%
Total	221	100.00%
Overvotes	0	
Undervotes	9	

**Precinct Committee Person - Democrat - 23 Louse Creek (DEM) (Vote for 2)**  
**38 ballots (0 over voted ballots, 0 overvotes, 51 undervotes)**

Rebecca O Anderson	24	96.00%
Write-in	1	4.00%
Write-in	0	0.00%
Total	25	100.00%
Overvotes	0	
Undervotes	51	

**Precinct Committee Person - Republican - 23 Louse Creek (REP) (Vote for 2)**  
**153 ballots (0 over voted ballots, 0 overvotes, 217 undervotes)**

Vicki Blix	84	94.38%
Write-in	5	5.62%
Write-in	0	0.00%
Total	89	100.00%
Overvotes	0	
Undervotes	217	

**Precinct 24**

**US Senator (DEM) (Vote for 1)**

**78 ballots (0 over voted ballots, 0 overvotes, 5 undervotes)**

Ron Wyden	63	86.30%
Brent Thompson	2	2.74%
William E Barlow III	6	8.22%
Write-in	2	2.74%
Total	73	100.00%
Overvotes	0	
Undervotes	5	

**US Senator (REP) (Vote for 1)**

**213 ballots (0 over voted ballots, 0 overvotes, 40 undervotes)**

Darin Harbick	55	31.79%
Sam Palmer	11	6.36%
Jo Rae Perkins	74	42.77%
Christopher C Christensen	8	4.62%
Ibra A Taher	0	0.00%
Robert M Fleming	5	2.89%
Jason Beebe	17	9.83%
Write-in	3	1.73%
Total	173	100.00%
Overvotes	0	
Undervotes	40	



Statement of Votes Cast by Geography  
Josephine, Primary 2022, May 17, 2022  
Certified Precinct Level Results 6-10-2022

Page: 86 of 171

All Precincts, All Districts, All Counter Groups, All ScanStations, All Contests, All Boxes  
Total Ballots Cast: 28921

Choice	Votes	Vote %
<b>US Representative, 2nd District (DEM) (Vote for 1)</b>		
<b>78 ballots (0 over voted ballots, 0 overvotes, 16 undervotes)</b>		
Adam Prine	12	19.35%
Joe Yetter	49	79.03%
Write-in	1	1.61%
Total	62	100.00%
Overvotes	0	
Undervotes	16	
<b>US Representative, 2nd District (REP) (Vote for 1)</b>		
<b>213 ballots (0 over voted ballots, 0 overvotes, 29 undervotes)</b>		
Mark Cavener	19	10.33%
Katherine M Gallant	6	3.26%
Cliff S Bentz	158	85.87%
Write-in	1	0.54%
Total	184	100.00%
Overvotes	0	
Undervotes	29	
<b>Governor (DEM) (Vote for 1)</b>		
<b>78 ballots (0 over voted ballots, 0 overvotes, 7 undervotes)</b>		
Tobias Read	21	29.58%
John Sweeney	0	0.00%
Patrick E Starnes	3	4.23%
Dave W Stauffer	0	0.00%
Peter W Hall	1	1.41%
Genevieve Wilson H	0	0.00%
Keisha Lanell Merchant	1	1.41%
Michael Cross	0	0.00%
George L Carrillo	1	1.41%
Tina Kotek	39	54.93%
Michael Trimble	1	1.41%
Ifeanyichukwu C Diru	0	0.00%
Wilson R Bright	0	0.00%
Julian Bell	2	2.82%
David Beem	0	0.00%
Write-in	2	2.82%
Total	71	100.00%
Overvotes	0	
Undervotes	7	
<b>Governor (REP) (Vote for 1)</b>		
<b>213 ballots (0 over voted ballots, 0 overvotes, 13 undervotes)</b>		
Amber R Richardson	0	0.00%
Bill Sizemore	2	1.00%
Stefan G Strek (Stregoi)	0	0.00%
Nick Hess	1	0.50%
John G Presco	0	0.00%
Bud Pierce	8	4.00%
Stan Pulliam	16	8.00%
Kerry McQuisten	11	5.50%
Tim McCloud	3	1.50%
Brandon C Merritt	3	1.50%
Reed Christensen	2	1.00%
Jessica Gomez	6	3.00%
Marc Thielman	17	8.50%
Bob Tiernan	54	27.00%
Christine Drazan	53	26.50%
Court Boice	4	2.00%
Bridget Barton	18	9.00%
Raymond Baldwin	0	0.00%
David A Burch	0	0.00%
Write-in	2	1.00%

Statement of Votes Cast by Geography  
Josephine, Primary 2022, May 17, 2022  
Certified Precinct Level Results 6-10-2022

Page: 87 of 171

All Precincts, All Districts, All Counter Groups, All ScanStations, All Contests, All Boxes  
Total Ballots Cast: 28921

---

<b>Choice</b>	<b>Votes</b>	<b>Vote %</b>
Total	200	100.00%
Overvotes	0	
Undervotes	13	

**State Representative, 3rd District (DEM) (Vote for 1)**  
**78 ballots (0 over voted ballots, 0 overvotes, 24 undervotes)**

Brady W Keister	53	98.15%
Write-in	1	1.85%
Total	54	100.00%
Overvotes	0	
Undervotes	24	

**State Representative, 3rd District (REP) (Vote for 1)**  
**213 ballots (0 over voted ballots, 0 overvotes, 53 undervotes)**

Lily Morgan	157	98.12%
Write-in	3	1.88%
Total	160	100.00%
Overvotes	0	
Undervotes	53	

**Commissioner of the Bureau of Labor and Industries (Vote for 1)**  
**350 ballots (0 over voted ballots, 0 overvotes, 100 undervotes)**

Christina E Stephenson	74	29.60%
Cheri Helt	72	28.80%
Chris Henry	5	2.00%
Robert Neuman	8	3.20%
Casey M Kulla	37	14.80%
Brent T Barker	52	20.80%
Aaron R Baca	1	0.40%
Write-in	1	0.40%
Total	250	100.00%
Overvotes	0	
Undervotes	100	

**Judge of the Supreme Court, Position 6 (Vote for 1)**  
**350 ballots (0 over voted ballots, 0 overvotes, 173 undervotes)**

Roger J DeHoog	167	94.35%
Write-in	10	5.65%
Total	177	100.00%
Overvotes	0	
Undervotes	173	

**Judge of the Court of Appeals, Position 3 (Vote for 1)**  
**350 ballots (0 over voted ballots, 0 overvotes, 89 undervotes)**

Darleen Ortega	120	45.98%
Vance Day	139	53.26%
Write-in	2	0.77%
Total	261	100.00%
Overvotes	0	
Undervotes	89	

**Judge of the Court of Appeals, Position 5 (Vote for 1)**  
**350 ballots (0 over voted ballots, 0 overvotes, 165 undervotes)**

Scott A Shorr	174	94.05%
Write-in	11	5.95%
Total	185	100.00%
Overvotes	0	
Undervotes	165	

Statement of Votes Cast by Geography  
 Josephine, Primary 2022, May 17, 2022  
 Certified Precinct Level Results 6-10-2022

All Precincts, All Districts, All Counter Groups, All ScanStations, All Contests, All Boxes  
 Total Ballots Cast: 28921

Choice	Votes	Vote %
<b>Judge of the Court of Appeals, Position 8 (Vote for 1)</b>		
<b>350 ballots (0 over voted ballots, 0 overvotes, 170 undervotes)</b>		
Ramón A Pagán	169	93.89%
Write-in	11	6.11%
Total	180	100.00%
Overvotes	0	
Undervotes	170	
<b>County Commissioner, Position 1 (Vote for 1)</b>		
<b>350 ballots (0 over voted ballots, 0 overvotes, 31 undervotes)</b>		
Gary Richardson	84	26.33%
Mark F Jones	9	2.82%
Mark J Seligman	8	2.51%
Neigel Von Hruska	3	0.94%
James Day Ward Iii	2	0.63%
John West	98	30.72%
Brian De La Grange	111	34.80%
Jordan DeHarty	4	1.25%
Write-in	0	0.00%
Total	319	100.00%
Overvotes	0	
Undervotes	31	
<b>County Legal Counsel (Vote for 1)</b>		
<b>350 ballots (0 over voted ballots, 0 overvotes, 130 undervotes)</b>		
Wally Hicks	218	99.09%
Write-in	2	0.91%
Total	220	100.00%
Overvotes	0	
Undervotes	130	
<b>17-105 Repeal of Josephine County Ordinance 2021-002 (Vote for 1)</b>		
<b>350 ballots (0 over voted ballots, 0 overvotes, 24 undervotes)</b>		
Yes	166	50.92%
No	160	49.08%
Total	326	100.00%
Overvotes	0	
Undervotes	24	
<b>17-106 Advisory question on Becoming Part of Idaho (Vote for 1)</b>		
<b>350 ballots (0 over voted ballots, 0 overvotes, 9 undervotes)</b>		
Yes	174	51.03%
No	167	48.97%
Total	341	100.00%
Overvotes	0	
Undervotes	9	
<b>Precinct Committee Person - Democrat - 24 Allendale (DEM) (Vote for 2)</b>		
<b>78 ballots (0 over voted ballots, 0 overvotes, 149 undervotes)</b>		
Write-in	6	85.71%
Write-in	1	14.29%
Total	7	100.00%
Overvotes	0	
Undervotes	149	
<b>Precinct Committee Person - Republican - 24 Allendale (REP) (Vote for 2)</b>		
<b>213 ballots (0 over voted ballots, 0 overvotes, 214 undervotes)</b>		
Debra Musack	100	47.17%
John Chambers	110	51.89%
Write-in	1	0.47%
Write-in	1	0.47%

Statement of Votes Cast by Geography  
Josephine, Primary 2022, May 17, 2022  
Certified Precinct Level Results 6-10-2022

Page: 89 of 171

All Precincts, All Districts, All Counter Groups, All ScanStations, All Contests, All Boxes  
Total Ballots Cast: 28921

---

Choice	Votes	Vote %
Total	212	100.00%
Overvotes	0	
Undervotes	214	

---

**Precinct 25**

**US Senator (DEM) (Vote for 1)**

**158 ballots (0 over voted ballots, 0 overvotes, 8 undervotes)**

Ron Wyden	127	84.67%
Brent Thompson	4	2.67%
William E Barlow III	17	11.33%
Write-in	2	1.33%
Total	150	100.00%
Overvotes	0	
Undervotes	8	

**US Senator (REP) (Vote for 1)**

**309 ballots (1 over voted ballots, 1 overvotes, 32 undervotes)**

Darin Harbick	91	32.97%
Sam Palmer	21	7.61%
Jo Rae Perkins	101	36.59%
Christopher C Christensen	24	8.70%
Ibra A Taher	6	2.17%
Robert M Fleming	6	2.17%
Jason Beebe	27	9.78%
Write-in	0	0.00%
Total	276	100.00%
Overvotes	1	
Undervotes	32	

**US Representative, 2nd District (DEM) (Vote for 1)**

**158 ballots (0 over voted ballots, 0 overvotes, 37 undervotes)**

Adam Prine	29	23.97%
Joe Yetter	89	73.55%
Write-in	3	2.48%
Total	121	100.00%
Overvotes	0	
Undervotes	37	

**US Representative, 2nd District (REP) (Vote for 1)**

**309 ballots (0 over voted ballots, 0 overvotes, 24 undervotes)**

Mark Cavener	52	18.25%
Katherine M Gallant	25	8.77%
Cliff S Bentz	207	72.63%
Write-in	1	0.35%
Total	285	100.00%
Overvotes	0	
Undervotes	24	

**Governor (DEM) (Vote for 1)**

**158 ballots (1 over voted ballots, 1 overvotes, 10 undervotes)**

Tobias Read	54	36.73%
John Sweeney	6	4.08%
Patrick E Starnes	4	2.72%
Dave W Stauffer	1	0.68%
Peter W Hall	0	0.00%
Genevieve Wilson H	3	2.04%
Keisha Lanell Merchant	0	0.00%
Michael Cross	2	1.36%
George L Carrillo	3	2.04%
Tina Kotek	59	40.14%
Michael Trimble	0	0.00%
Ifeanyichukwu C Diru	1	0.68%

Statement of Votes Cast by Geography  
 Josephine, Primary 2022, May 17, 2022  
 Certified Precinct Level Results 6-10-2022

All Precincts, All Districts, All Counter Groups, All ScanStations, All Contests, All Boxes  
 Total Ballots Cast: 28921

Choice	Votes	Vote %
Wilson R Bright	2	1.36%
Julian Bell	1	0.68%
David Beem	2	1.36%
Write-in	9	6.12%
Total	147	100.00%
Overvotes	1	
Undervotes	10	

**Governor (REP) (Vote for 1)**

**309 ballots (0 over voted ballots, 0 overvotes, 8 undervotes)**

Amber R Richardson	4	1.33%
Bill Sizemore	10	3.32%
Stefan G Strek (Stregoi)	0	0.00%
Nick Hess	1	0.33%
John G Presco	1	0.33%
Bud Pierce	6	1.99%
Stan Pulliam	17	5.65%
Kerry McQuisten	21	6.98%
Tim McCloud	2	0.66%
Brandon C Merritt	4	1.33%
Reed Christensen	7	2.33%
Jessica Gomez	2	0.66%
Marc Thielman	28	9.30%
Bob Tiernan	66	21.93%
Christine Drazan	73	24.25%
Court Boice	10	3.32%
Bridget Barton	46	15.28%
Raymond Baldwin	0	0.00%
David A Burch	1	0.33%
Write-in	2	0.66%
Total	301	100.00%
Overvotes	0	
Undervotes	8	

**State Representative, 4th District (DEM) (Vote for 1)**

**158 ballots (0 over voted ballots, 0 overvotes, 151 undervotes)**

Write-in	7	100.00%
Total	7	100.00%
Overvotes	0	
Undervotes	151	

**State Representative, 4th District (REP) (Vote for 1)**

**309 ballots (0 over voted ballots, 0 overvotes, 114 undervotes)**

Christine Goodwin	194	99.49%
Write-in	1	0.51%
Total	195	100.00%
Overvotes	0	
Undervotes	114	

**Commissioner of the Bureau of Labor and Industries (Vote for 1)**

**598 ballots (0 over voted ballots, 0 overvotes, 137 undervotes)**

Christina E Stephenson	123	26.68%
Cheri Helt	156	33.84%
Chris Henry	16	3.47%
Robert Neuman	16	3.47%
Casey M Kulla	63	13.67%
Brent T Barker	84	18.22%
Aaron R Baca	2	0.43%
Write-in	1	0.22%
Total	461	100.00%
Overvotes	0	
Undervotes	137	

Josephine, Primary 2022, May 17, 2022

Certified Precinct Level Results 6-10-2022

All Precincts, All Districts, All Counter Groups, All ScanStations, All Contests, All Boxes

Total Ballots Cast: 28921

Choice	Votes	Vote %
<b>Judge of the Supreme Court, Position 6 (Vote for 1)</b>		
<b>598 ballots (0 over voted ballots, 0 overvotes, 288 undervotes)</b>		
Roger J DeHoog	300	96.77%
Write-in	10	3.23%
Total	310	100.00%
Overvotes	0	
Undervotes	288	
<b>Judge of the Court of Appeals, Position 3 (Vote for 1)</b>		
<b>598 ballots (0 over voted ballots, 0 overvotes, 127 undervotes)</b>		
Darleen Ortega	216	45.86%
Vance Day	253	53.72%
Write-in	2	0.42%
Total	471	100.00%
Overvotes	0	
Undervotes	127	
<b>Judge of the Court of Appeals, Position 5 (Vote for 1)</b>		
<b>598 ballots (0 over voted ballots, 0 overvotes, 280 undervotes)</b>		
Scott A Shorr	308	96.86%
Write-in	10	3.14%
Total	318	100.00%
Overvotes	0	
Undervotes	280	
<b>Judge of the Court of Appeals, Position 8 (Vote for 1)</b>		
<b>598 ballots (0 over voted ballots, 0 overvotes, 283 undervotes)</b>		
Ramón A Pagán	302	95.87%
Write-in	13	4.13%
Total	315	100.00%
Overvotes	0	
Undervotes	283	
<b>County Commissioner, Position 1 (Vote for 1)</b>		
<b>598 ballots (0 over voted ballots, 0 overvotes, 45 undervotes)</b>		
Gary Richardson	97	17.54%
Mark F Jones	46	8.32%
Mark J Seligman	17	3.07%
Neigel Von Hruska	4	0.72%
James Day Ward Iii	2	0.36%
John West	200	36.17%
Brian De La Grange	178	32.19%
Jordan DeHarty	7	1.27%
Write-in	2	0.36%
Total	553	100.00%
Overvotes	0	
Undervotes	45	
<b>County Legal Counsel (Vote for 1)</b>		
<b>598 ballots (0 over voted ballots, 0 overvotes, 267 undervotes)</b>		
Wally Hicks	328	99.09%
Write-in	3	0.91%
Total	331	100.00%
Overvotes	0	
Undervotes	267	
<b>17-105 Repeal of Josephine County Ordinance 2021-002 (Vote for 1)</b>		
<b>598 ballots (0 over voted ballots, 0 overvotes, 27 undervotes)</b>		
Yes	286	50.09%
No	285	49.91%

Statement of Votes Cast by Geography  
Josephine, Primary 2022, May 17, 2022  
Certified Precinct Level Results 6-10-2022

Page: 92 of 171

All Precincts, All Districts, All Counter Groups, All ScanStations, All Contests, All Boxes  
Total Ballots Cast: 28921

---

Choice	Votes	Vote %
Total	571	100.00%
Overvotes	0	
Undervotes	27	

**17-106 Advisory question on Becoming Part of Idaho (Vote for 1)**  
**598 ballots (0 over voted ballots, 0 overvotes, 21 undervotes)**

Yes	307	53.21%
No	270	46.79%
Total	577	100.00%
Overvotes	0	
Undervotes	21	

**Precinct Committee Person - Democrat - 25 Jones Creek (DEM) (Vote for 5)**  
**158 ballots (0 over voted ballots, 0 overvotes, 618 undervotes)**

Libby Watts	85	49.42%
Terry Watts	78	45.35%
Write-in	5	2.91%
Write-in	2	1.16%
Write-in	2	1.16%
Write-in	0	0.00%
Write-in	0	0.00%
Total	172	100.00%
Overvotes	0	
Undervotes	618	

**Precinct Committee Person - Republican - 25 Jones Creek (REP) (Vote for 5)**  
**309 ballots (0 over voted ballots, 0 overvotes, 1120 undervotes)**

Helen Scott	137	32.24%
Trenor Scott	121	28.47%
Steve Martin	139	32.71%
Write-in	17	4.00%
Write-in	10	2.35%
Write-in	1	0.24%
Write-in	0	0.00%
Write-in	0	0.00%
Total	425	100.00%
Overvotes	0	
Undervotes	1120	

**Precinct 26**

**US Senator (DEM) (Vote for 1)**  
**92 ballots (0 over voted ballots, 0 overvotes, 7 undervotes)**

Ron Wyden	74	87.06%
Brent Thompson	7	8.24%
William E Barlow III	4	4.71%
Write-in	0	0.00%
Total	85	100.00%
Overvotes	0	
Undervotes	7	

**US Senator (REP) (Vote for 1)**  
**185 ballots (0 over voted ballots, 0 overvotes, 20 undervotes)**

Darin Harbick	38	23.03%
Sam Palmer	15	9.09%
Jo Rae Perkins	65	39.39%
Christopher C Christensen	10	6.06%
Ibra A Taher	5	3.03%
Robert M Fleming	3	1.82%
Jason Beebe	27	16.36%
Write-in	2	1.21%

## Statement of Votes Cast by Geography

Page: 93 of 171

Josephine, Primary 2022, May 17, 2022

Certified Precinct Level Results 6-10-2022

All Precincts, All Districts, All Counter Groups, All ScanStations, All Contests, All Boxes

Total Ballots Cast: 28921

Choice	Votes	Vote %
Total	165	100.00%
Overvotes	0	
Undervotes	20	

**US Representative, 2nd District (DEM) (Vote for 1)****92 ballots (0 over voted ballots, 0 overvotes, 30 undervotes)**

Adam Prine	7	11.29%
Joe Yetter	55	88.71%
Write-in	0	0.00%
Total	62	100.00%
Overvotes	0	
Undervotes	30	

**US Representative, 2nd District (REP) (Vote for 1)****185 ballots (0 over voted ballots, 0 overvotes, 22 undervotes)**

Mark Cavener	34	20.86%
Katherine M Gallant	10	6.13%
Cliff S Bentz	117	71.78%
Write-in	2	1.23%
Total	163	100.00%
Overvotes	0	
Undervotes	22	

**Governor (DEM) (Vote for 1)****92 ballots (0 over voted ballots, 0 overvotes, 7 undervotes)**

Tobias Read	28	32.94%
John Sweeney	0	0.00%
Patrick E Starnes	3	3.53%
Dave W Stauffer	0	0.00%
Peter W Hall	1	1.18%
Genevieve Wilson H	0	0.00%
Keisha Lanell Merchant	1	1.18%
Michael Cross	1	1.18%
George L Carrillo	1	1.18%
Tina Kotek	46	54.12%
Michael Trimble	0	0.00%
Ifeanyichukwu C Diru	0	0.00%
Wilson R Bright	1	1.18%
Julian Bell	0	0.00%
David Beem	0	0.00%
Write-in	3	3.53%
Total	85	100.00%
Overvotes	0	
Undervotes	7	

**Governor (REP) (Vote for 1)****185 ballots (0 over voted ballots, 0 overvotes, 7 undervotes)**

Amber R Richardson	1	0.56%
Bill Sizemore	10	5.62%
Stefan G Strek (Stregoi)	0	0.00%
Nick Hess	2	1.12%
John G Presco	0	0.00%
Bud Pierce	9	5.06%
Stan Pulliam	9	5.06%
Kerry McQuisten	12	6.74%
Tim McCloud	2	1.12%
Brandon C Merritt	0	0.00%
Reed Christensen	3	1.69%
Jessica Gomez	7	3.93%
Marc Thielman	16	8.99%
Bob Tiernan	24	13.48%
Christine Drazan	44	24.72%
Court Boice	6	3.37%



Statement of Votes Cast by Geography  
Josephine, Primary 2022, May 17, 2022  
Certified Precinct Level Results 6-10-2022

Page: 94 of 171

All Precincts, All Districts, All Counter Groups, All ScanStations, All Contests, All Boxes  
Total Ballots Cast: 28921

<b>Choice</b>	<b>Votes</b>	<b>Vote %</b>
Bridget Barton	30	16.85%
Raymond Baldwin	1	0.56%
David A Burch	0	0.00%
Write-in	2	1.12%
Total	178	100.00%
Overvotes	0	
Undervotes	7	

**State Representative, 3rd District (DEM) (Vote for 1)**

**92 ballots (0 over voted ballots, 0 overvotes, 38 undervotes)**

Brady W Keister	53	98.15%
Write-in	1	1.85%
Total	54	100.00%
Overvotes	0	
Undervotes	38	

**State Representative, 3rd District (REP) (Vote for 1)**

**185 ballots (0 over voted ballots, 0 overvotes, 46 undervotes)**

Lily Morgan	135	97.12%
Write-in	4	2.88%
Total	139	100.00%
Overvotes	0	
Undervotes	46	

**Commissioner of the Bureau of Labor and Industries (Vote for 1)**

**365 ballots (0 over voted ballots, 0 overvotes, 95 undervotes)**

Christina E Stephenson	81	30.00%
Cheri Helt	75	27.78%
Chris Henry	10	3.70%
Robert Neuman	9	3.33%
Casey M Kulla	38	14.07%
Brent T Barker	54	20.00%
Aaron R Baca	1	0.37%
Write-in	2	0.74%
Total	270	100.00%
Overvotes	0	
Undervotes	95	

**Judge of the Supreme Court, Position 6 (Vote for 1)**

**365 ballots (0 over voted ballots, 0 overvotes, 186 undervotes)**

Roger J DeHoog	177	98.88%
Write-in	2	1.12%
Total	179	100.00%
Overvotes	0	
Undervotes	186	

**Judge of the Court of Appeals, Position 3 (Vote for 1)**

**365 ballots (0 over voted ballots, 0 overvotes, 92 undervotes)**

Darleen Ortega	127	46.52%
Vance Day	146	53.48%
Write-in	0	0.00%
Total	273	100.00%
Overvotes	0	
Undervotes	92	

**Judge of the Court of Appeals, Position 5 (Vote for 1)**

**365 ballots (0 over voted ballots, 0 overvotes, 181 undervotes)**

Scott A Shorr	182	98.91%
Write-in	2	1.09%

Statement of Votes Cast by Geography  
Josephine, Primary 2022, May 17, 2022  
Certified Precinct Level Results 6-10-2022  
All Precincts, All Districts, All Counter Groups, All ScanStations, All Contests, All Boxes  
Total Ballots Cast: 28921

Choice	Votes	Vote %
Total	184	100.00%
Overvotes	0	
Undervotes	181	

**Judge of the Court of Appeals, Position 8 (Vote for 1)**  
**365 ballots (0 over voted ballots, 0 overvotes, 185 undervotes)**

Ramón A Pagán	178	98.89%
Write-in	2	1.11%
Total	180	100.00%
Overvotes	0	
Undervotes	185	

**County Commissioner, Position 1 (Vote for 1)**  
**365 ballots (0 over voted ballots, 0 overvotes, 45 undervotes)**

Gary Richardson	80	25.00%
Mark F Jones	19	5.94%
Mark J Seligman	8	2.50%
Neigel Von Hruska	5	1.56%
James Day Ward iii	5	1.56%
John West	106	33.12%
Brian De La Grange	92	28.75%
Jordan DeHarty	3	0.94%
Write-in	2	0.62%
Total	320	100.00%
Overvotes	0	
Undervotes	45	

**County Legal Counsel (Vote for 1)**  
**365 ballots (0 over voted ballots, 0 overvotes, 177 undervotes)**

Wally Hicks	186	98.94%
Write-in	2	1.06%
Total	188	100.00%
Overvotes	0	
Undervotes	177	

**17-105 Repeal of Josephine County Ordinance 2021-002 (Vote for 1)**  
**365 ballots (0 over voted ballots, 0 overvotes, 14 undervotes)**

Yes	218	62.11%
No	133	37.89%
Total	351	100.00%
Overvotes	0	
Undervotes	14	

**17-106 Advisory question on Becoming Part of Idaho (Vote for 1)**  
**365 ballots (0 over voted ballots, 0 overvotes, 3 undervotes)**

Yes	186	51.38%
No	176	48.62%
Total	362	100.00%
Overvotes	0	
Undervotes	3	

**Precinct Committee Person - Democrat - 26 Board Shanty (DEM) (Vote for 4)**  
**92 ballots (0 over voted ballots, 0 overvotes, 358 undervotes)**

Write-in	6	60.00%
Write-in	1	10.00%
Write-in	1	10.00%
Write-in	2	20.00%
Total	10	100.00%
Overvotes	0	
Undervotes	358	

Statement of Votes Cast by Geography  
 Josephine, Primary 2022, May 17, 2022  
 Certified Precinct Level Results 6-10-2022

All Precincts, All Districts, All Counter Groups, All ScanStations, All Contests, All Boxes  
 Total Ballots Cast: 28921

Choice	Votes	Vote %
<b>Precinct Committee Person - Republican - 26 Board Shanty (REP) (Vote for 4)</b>		
<b>185 ballots (0 over voted ballots, 0 overvotes, 729 undervotes)</b>		
Write-in	8	72.73%
Write-in	1	9.09%
Write-in	1	9.09%
Write-in	1	9.09%
Total	11	100.00%
Overvotes	0	
Undervotes	729	

**Precinct 27**

<b>US Senator (DEM) (Vote for 1)</b>		
<b>83 ballots (0 over voted ballots, 0 overvotes, 5 undervotes)</b>		
Ron Wyden	65	83.33%
Brent Thompson	6	7.69%
William E Barlow III	3	3.85%
Write-in	4	5.13%
Total	78	100.00%
Overvotes	0	
Undervotes	5	

<b>US Senator (REP) (Vote for 1)</b>		
<b>110 ballots (0 over voted ballots, 0 overvotes, 12 undervotes)</b>		
Darin Harbick	25	25.51%
Sam Palmer	7	7.14%
Jo Rae Perkins	33	33.67%
Christopher C Christensen	11	11.22%
Ibra A Taher	0	0.00%
Robert M Fleming	4	4.08%
Jason Beebe	15	15.31%
Write-in	3	3.06%
Total	98	100.00%
Overvotes	0	
Undervotes	12	

<b>US Representative, 2nd District (DEM) (Vote for 1)</b>		
<b>83 ballots (0 over voted ballots, 0 overvotes, 25 undervotes)</b>		
Adam Prine	16	27.59%
Joe Yetter	39	67.24%
Write-in	3	5.17%
Total	58	100.00%
Overvotes	0	
Undervotes	25	

<b>US Representative, 2nd District (REP) (Vote for 1)</b>		
<b>110 ballots (0 over voted ballots, 0 overvotes, 10 undervotes)</b>		
Mark Cavener	27	27.00%
Katherine M Gallant	2	2.00%
Cliff S Bentz	70	70.00%
Write-in	1	1.00%
Total	100	100.00%
Overvotes	0	
Undervotes	10	

<b>Governor (DEM) (Vote for 1)</b>		
<b>83 ballots (0 over voted ballots, 0 overvotes, 8 undervotes)</b>		
Tobias Read	26	34.67%
John Sweeney	0	0.00%
Patrick E Starnes	4	5.33%
Dave W Stauffer	2	2.67%
Peter W Hall	2	2.67%

Statement of Votes Cast by Geography  
Josephine, Primary 2022, May 17, 2022  
Certified Precinct Level Results 6-10-2022

All Precincts, All Districts, All Counter Groups, All ScanStations, All Contests, All Boxes  
Total Ballots Cast: 28921

Choice	Votes	Vote %
Genevieve Wilson H	0	0.00%
Keisha Lanell Merchant	2	2.67%
Michael Cross	0	0.00%
George L Carrillo	3	4.00%
Tina Kotek	25	33.33%
Michael Trimble	3	4.00%
Ifeanyichukwu C Diru	1	1.33%
Wilson R Bright	0	0.00%
Julian Bell	1	1.33%
David Beem	1	1.33%
Write-in	5	6.67%
Total	75	100.00%
Overvotes	0	
Undervotes	8	

**Governor (REP) (Vote for 1)**

**110 ballots (0 over voted ballots, 0 overvotes, 1 undervotes)**

Amber R Richardson	0	0.00%
Bill Sizemore	5	4.59%
Stefan G Strek (Stregoi)	0	0.00%
Nick Hess	1	0.92%
John G Presco	0	0.00%
Bud Pierce	4	3.67%
Stan Pulliam	10	9.17%
Kerry McQuisten	20	18.35%
Tim McCloud	2	1.83%
Brandon C Merritt	0	0.00%
Reed Christensen	5	4.59%
Jessica Gomez	0	0.00%
Marc Thielman	7	6.42%
Bob Tiernan	19	17.43%
Christine Drazan	18	16.51%
Court Boice	2	1.83%
Bridget Barton	15	13.76%
Raymond Baldwin	0	0.00%
David A Burch	0	0.00%
Write-in	1	0.92%
Total	109	100.00%
Overvotes	0	
Undervotes	1	

**State Representative, 4th District (DEM) (Vote for 1)**

**83 ballots (0 over voted ballots, 0 overvotes, 78 undervotes)**

Write-in	5	100.00%
Total	5	100.00%
Overvotes	0	
Undervotes	78	

**State Representative, 4th District (REP) (Vote for 1)**

**110 ballots (0 over voted ballots, 0 overvotes, 44 undervotes)**

Christine Goodwin	62	93.94%
Write-in	4	6.06%
Total	66	100.00%
Overvotes	0	
Undervotes	44	

**Commissioner of the Bureau of Labor and Industries (Vote for 1)**

**278 ballots (0 over voted ballots, 0 overvotes, 75 undervotes)**

Christina E Stephenson	60	29.56%
Cheri Helt	50	24.63%
Chris Henry	9	4.43%
Robert Neuman	9	4.43%
Casey M Kulla	30	14.78%

Statement of Votes Cast by Geography  
 Josephine, Primary 2022, May 17, 2022  
 Certified Precinct Level Results 6-10-2022

All Precincts, All Districts, All Counter Groups, All ScanStations, All Contests, All Boxes  
 Total Ballots Cast: 28921

Choice	Votes	Vote %
Brent T Barker	36	17.73%
Aaron R Baca	6	2.96%
Write-in	3	1.48%
Total	203	100.00%
Overvotes	0	
Undervotes	75	

**Judge of the Supreme Court, Position 6 (Vote for 1)**  
**278 ballots (0 over voted ballots, 0 overvotes, 150 undervotes)**

Roger J DeHuug	123	96.09%
Write-in	5	3.91%
Total	128	100.00%
Overvotes	0	
Undervotes	150	

**Judge of the Court of Appeals, Position 3 (Vote for 1)**  
**278 ballots (0 over voted ballots, 0 overvotes, 73 undervotes)**

Darleen Ortega	88	42.93%
Vance Day	114	55.61%
Write-in	3	1.46%
Total	205	100.00%
Overvotes	0	
Undervotes	73	

**Judge of the Court of Appeals, Position 5 (Vote for 1)**  
**278 ballots (0 over voted ballots, 0 overvotes, 145 undervotes)**

Scott A Shorr	125	93.98%
Write-in	8	6.02%
Total	133	100.00%
Overvotes	0	
Undervotes	145	

**Judge of the Court of Appeals, Position 8 (Vote for 1)**  
**278 ballots (0 over voted ballots, 0 overvotes, 147 undervotes)**

Ramón A Pagán	123	93.89%
Write-in	8	6.11%
Total	131	100.00%
Overvotes	0	
Undervotes	147	

**County Commissioner, Position 1 (Vote for 1)**  
**278 ballots (0 over voted ballots, 0 overvotes, 30 undervotes)**

Gary Richardson	20	8.06%
Mark F Jones	15	6.05%
Mark J Selligman	17	6.85%
Neigel Von Hruska	5	2.02%
James Day Ward Iii	4	1.61%
John West	92	37.10%
Brian De La Grange	90	36.29%
Jordan DeHarty	0	0.00%
Write-in	5	2.02%
Total	248	100.00%
Overvotes	0	
Undervotes	30	

**County Legal Counsel (Vote for 1)**  
**278 ballots (0 over voted ballots, 0 overvotes, 124 undervotes)**

Wally Hicks	145	94.16%
Write-in	9	5.84%

Statement of Votes Cast by Geography  
Josephine, Primary 2022, May 17, 2022  
Certified Precinct Level Results 6-10-2022  
All Precincts, All Districts, All Counter Groups, All ScanStations, All Contests, All Boxes  
Total Ballots Cast: 28921

Choice	Votes	Vote %
Total	154	100.00%
Overvotes	0	
Undervotes	124	

**17-105 Repeal of Josephine County Ordinance 2021-002 (Vote for 1)**  
**278 ballots (0 over voted ballots, 0 overvotes, 7 undervotes)**

Yes	177	65.31%
No	94	34.69%
Total	271	100.00%
Overvotes	0	
Undervotes	7	

**17-106 Advisory question on Becoming Part of Idaho (Vote for 1)**  
**278 ballots (0 over voted ballots, 0 overvotes, 15 undervotes)**

Yes	133	50.57%
No	130	49.43%
Total	263	100.00%
Overvotes	0	
Undervotes	15	

**Precinct Committee Person - Democrat - 27 Wolf Creek (DEM) (Vote for 3)**  
**83 ballots (0 over voted ballots, 0 overvotes, 247 undervotes)**

Write-in	1	50.00%
Write-in	1	50.00%
Write-in	0	0.00%
Total	2	100.00%
Overvotes	0	
Undervotes	247	

**Precinct Committee Person - Republican - 27 Wolf Creek (REP) (Vote for 3)**  
**110 ballots (0 over voted ballots, 0 overvotes, 312 undervotes)**

Write-in	12	66.67%
Write-in	3	16.67%
Write-in	3	16.67%
Total	18	100.00%
Overvotes	0	
Undervotes	312	

**Precinct 28**

**US Senator (DEM) (Vote for 1)**

**73 ballots (0 over voted ballots, 0 overvotes, 8 undervotes)**

Ron Wyden	52	80.00%
Brent Thompson	6	9.23%
William E Barlow III	5	7.69%
Write-in	2	3.08%
Total	65	100.00%
Overvotes	0	
Undervotes	8	

**US Senator (REP) (Vote for 1)**

**128 ballots (0 over voted ballots, 0 overvotes, 16 undervotes)**

Darin Harbick	32	28.57%
Sam Palmer	23	20.54%
Jo Rae Perkins	37	33.04%
Christopher C Christensen	4	3.57%
Ibra A Taher	1	0.89%
Robert M Fleming	3	2.68%
Jason Beebe	10	8.93%
Write-in	2	1.79%

Josephine, Primary 2022, May 17, 2022

Certified Precinct Level Results 6-10-2022

All Precincts, All Districts, All Counter Groups, All ScanStations, All Contests, All Boxes

Total Ballots Cast: 28921

Choice	Votes	Vote %
Total	112	100.00%
Overvotes	0	
Undervotes	16	

**US Representative, 2nd District (DEM) (Vote for 1)****73 ballots (0 over voted ballots, 0 overvotes, 20 undervotes)**

Adam Prine	13	24.53%
Joe Yetter	39	73.58%
Write-in	1	1.89%
Total	53	100.00%
Overvotes	0	
Undervotes	20	

**US Representative, 2nd District (REP) (Vote for 1)****128 ballots (0 over voted ballots, 0 overvotes, 18 undervotes)**

Mark Cavener	30	27.27%
Katherine M Gallant	7	6.36%
Cliff S Bentz	73	66.36%
Write-in	0	0.00%
Total	110	100.00%
Overvotes	0	
Undervotes	18	

**Governor (DEM) (Vote for 1)****73 ballots (0 over voted ballots, 0 overvotes, 9 undervotes)**

Tobias Read	15	23.44%
John Sweeney	0	0.00%
Patrick E Starnes	6	9.38%
Dave W Stauffer	0	0.00%
Peter W Hall	0	0.00%
Genevieve Wilson H	3	4.69%
Keisha Lanell Merchant	0	0.00%
Michael Cross	0	0.00%
George L Carrillo	0	0.00%
Tina Koteck	34	53.12%
Michael Trimble	0	0.00%
Ifeanyichukwu C Diru	1	1.56%
Wilson R Bright	0	0.00%
Julian Bell	2	3.12%
David Beem	0	0.00%
Write-in	3	4.69%
Total	64	100.00%
Overvotes	0	
Undervotes	9	

**Governor (REP) (Vote for 1)****128 ballots (0 over voted ballots, 0 overvotes, 7 undervotes)**

Amber R Richardson	1	0.83%
Bill Sizemore	9	7.44%
Stefan G Streck (Stregoi)	0	0.00%
Nick Hess	3	2.48%
John G Presco	0	0.00%
Bud Pierce	4	3.31%
Stan Pulliam	15	12.40%
Kerry McQuisten	13	10.74%
Tim McCloud	1	0.83%
Brandon C Merritt	1	0.83%
Reed Christensen	3	2.48%
Jessica Gomez	5	4.13%
Marc Thielman	5	4.13%
Bob Tiernan	29	23.97%
Christine Drazan	21	17.36%
Court Boice	0	0.00%

Choice	Votes	Vote %
Bridget Barton	10	8.26%
Raymond Baldwin	0	0.00%
David A Burch	0	0.00%
Write-in	1	0.83%
Total	121	100.00%
Overvotes	0	
Undervotes	7	

**State Representative, 3rd District (DEM) (Vote for 1)****73 ballots (0 over voted ballots, 0 overvotes, 28 undervotes)**

Brady W Keister	44	97.78%
Write-in	1	2.22%
Total	45	100.00%
Overvotes	0	
Undervotes	28	

**State Representative, 3rd District (REP) (Vote for 1)****128 ballots (0 over voted ballots, 0 overvotes, 39 undervotes)**

Lily Morgan	87	97.75%
Write-in	2	2.25%
Total	89	100.00%
Overvotes	0	
Undervotes	39	

**Commissioner of the Bureau of Labor and Industries (Vote for 1)****258 ballots (0 over voted ballots, 0 overvotes, 68 undervotes)**

Christina E Stephenson	72	37.89%
Cheri Helt	50	26.32%
Chris Henry	2	1.05%
Robert Neuman	9	4.74%
Casey M Kulla	26	13.68%
Brent T Barker	28	14.74%
Aaron R Baca	2	1.05%
Write-in	1	0.53%
Total	190	100.00%
Overvotes	0	
Undervotes	68	

**Judge of the Supreme Court, Position 6 (Vote for 1)****258 ballots (0 over voted ballots, 0 overvotes, 130 undervotes)**

Roger J DeHoog	123	96.09%
Write-in	5	3.91%
Total	128	100.00%
Overvotes	0	
Undervotes	130	

**Judge of the Court of Appeals, Position 3 (Vote for 1)****258 ballots (0 over voted ballots, 0 overvotes, 68 undervotes)**

Darleen Ortega	91	47.89%
Vance Day	97	51.05%
Write-in	2	1.05%
Total	190	100.00%
Overvotes	0	
Undervotes	68	

**Judge of the Court of Appeals, Position 5 (Vote for 1)****258 ballots (0 over voted ballots, 0 overvotes, 124 undervotes)**

Scott A Shorr	128	95.52%
Write-in	6	4.48%



Josephine, Primary 2022, May 17, 2022

Certified Precinct Level Results 6-10-2022

All Precincts, All Districts, All Counter Groups, All ScanStations, All Contests, All Boxes

Total Ballots Cast: 28921

Choice	Votes	Vote %
Total	134	100.00%
Overvotes	0	
Undervotes	124	

**Judge of the Court of Appeals, Position 8 (Vote for 1)****258 ballots (0 over voted ballots, 0 overvotes, 129 undervotes)**

Ramón A Pagán	124	96.12%
Write-in	5	3.88%
Total	129	100.00%
Overvotes	0	
Undervotes	129	

**County Commissioner, Position 1 (Vote for 1)****258 ballots (0 over voted ballots, 0 overvotes, 39 undervotes)**

Gary Richardson	16	7.31%
Mark F Jones	13	5.94%
Mark J Seligman	19	8.68%
Neigel Von Hruska	20	9.13%
James Day Ward Iii	2	0.91%
John West	100	45.66%
Brian De La Grange	45	20.55%
Jordan DeHarty	3	1.37%
Write-in	1	0.46%
Total	219	100.00%
Overvotes	0	
Undervotes	39	

**County Legal Counsel (Vote for 1)****258 ballots (0 over voted ballots, 0 overvotes, 107 undervotes)**

Wally Hicks	145	96.03%
Write-in	6	3.97%
Total	151	100.00%
Overvotes	0	
Undervotes	107	

**17-105 Repeal of Josephine County Ordinance 2021-002 (Vote for 1)****258 ballots (0 over voted ballots, 0 overvotes, 8 undervotes)**

Yes	186	74.40%
No	64	25.60%
Total	250	100.00%
Overvotes	0	
Undervotes	8	

**17-106 Advisory question on Becoming Part of Idaho (Vote for 1)****258 ballots (0 over voted ballots, 0 overvotes, 10 undervotes)**

Yes	119	47.98%
No	129	52.02%
Total	248	100.00%
Overvotes	0	
Undervotes	10	

**Precinct Committee Person - Democrat - 28 Kerby (DEM) (Vote for 3)****73 ballots (0 over voted ballots, 0 overvotes, 218 undervotes)**

Write-in	1	100.00%
Write-in	0	0.00%
Write-in	0	0.00%
Total	1	100.00%
Overvotes	0	
Undervotes	218	

Statement of Votes Cast by Geography  
Josephine, Primary 2022, May 17, 2022  
Certified Precinct Level Results 6-10-2022

All Precincts, All Districts, All Counter Groups, All ScanStations, All Contests, All Boxes

Total Ballots Cast: 28921

---

Choice	Votes	Vote %
<b>Precinct Committee Person - Republican - 28 Kerby (REP) (Vote for 3)</b>		
<b>128 ballots (0 over voted ballots, 0 overvotes, 373 undervotes)</b>		
Write-in	7	63.64%
Write-in	2	18.18%
Write-in	2	18.18%
Total	11	100.00%
Overvotes	0	
Undervotes	373	

**Precinct 29**

---

<b>US Senator (DEM) (Vote for 1)</b>		
<b>4 ballots (0 over voted ballots, 0 overvotes, 0 undervotes)</b>		
Ron Wyden	3	75.00%
Brent Thompson	0	0.00%
William E Barlow III	1	25.00%
Write-in	0	0.00%
Total	4	100.00%
Overvotes	0	
Undervotes	0	

---

<b>US Senator (REP) (Vote for 1)</b>		
<b>15 ballots (0 over voted ballots, 0 overvotes, 1 undervotes)</b>		
Darin Harbick	4	28.57%
Sam Palmer	4	28.57%
Jo Rae Perkins	2	14.29%
Christopher C Christensen	2	14.29%
Ibra A Taher	0	0.00%
Robert M Fleming	1	7.14%
Jason Beebe	1	7.14%
Write-in	0	0.00%
Total	14	100.00%
Overvotes	0	
Undervotes	1	

---

<b>US Representative, 2nd District (DEM) (Vote for 1)</b>		
<b>4 ballots (0 over voted ballots, 0 overvotes, 0 undervotes)</b>		
Adam Prine	1	25.00%
Joe Yetter	3	75.00%
Write-in	0	0.00%
Total	4	100.00%
Overvotes	0	
Undervotes	0	

---

<b>US Representative, 2nd District (REP) (Vote for 1)</b>		
<b>15 ballots (0 over voted ballots, 0 overvotes, 2 undervotes)</b>		
Mark Cavener	6	46.15%
Katherine M Gallant	0	0.00%
Cliff S Bentz	7	53.85%
Write-in	0	0.00%
Total	13	100.00%
Overvotes	0	
Undervotes	2	

---

<b>Governor (DEM) (Vote for 1)</b>		
<b>4 ballots (0 over voted ballots, 0 overvotes, 0 undervotes)</b>		
Tobias Read	0	0.00%
John Sweeney	0	0.00%
Patrick E Starnes	2	50.00%
Dave W Stauffer	0	0.00%
Peter W Hall	0	0.00%
Genevieve Wilson H	0	0.00%

Statement of Votes Cast by Geography  
Josephine, Primary 2022, May 17, 2022  
Certified Precinct Level Results 6-10-2022

All Precincts, All Districts, All Counter Groups, All ScanStations, All Contests, All Boxes  
Total Ballots Cast: 28921

Choice	Votes	Vote %
Keisha Lanell Merchant	0	0.00%
Michael Cross	1	25.00%
George L Carrillo	0	0.00%
Tina Kotek	1	25.00%
Michael Trimble	0	0.00%
Ifeanyichukwu C Diru	0	0.00%
Wilson R Bright	0	0.00%
Julian Bell	0	0.00%
David Beem	0	0.00%
Write-in	0	0.00%
Total	4	100.00%
Overvotes	0	
Undervotes	0	

**Governor (REP) (Vote for 1)**

**15 ballots (0 over voted ballots, 0 overvotes, 0 undervotes)**

Amber R Richardson	0	0.00%
Bill Sizemore	1	6.67%
Stefan G Strek (Stregoi)	0	0.00%
Nick Hess	1	6.67%
John G Presco	0	0.00%
Bud Pierce	0	0.00%
Stan Pulliam	1	6.67%
Kerry McQuisten	1	6.67%
Tim McCloud	0	0.00%
Brandon C Merritt	2	13.33%
Reed Christensen	0	0.00%
Jessica Gomez	1	6.67%
Marc Thielman	0	0.00%
Bob Tiernan	5	33.33%
Christine Drazan	3	20.00%
Court Boice	0	0.00%
Bridget Barton	0	0.00%
Raymond Baldwin	0	0.00%
David A Burch	0	0.00%
Write-in	0	0.00%
Total	15	100.00%
Overvotes	0	
Undervotes	0	

**State Representative, 3rd District (DEM) (Vote for 1)**

**4 ballots (0 over voted ballots, 0 overvotes, 1 undervotes)**

Brady W Keister	3	100.00%
Write-in	0	0.00%
Total	3	100.00%
Overvotes	0	
Undervotes	1	

**State Representative, 3rd District (REP) (Vote for 1)**

**15 ballots (0 over voted ballots, 0 overvotes, 4 undervotes)**

Lily Morgan	11	100.00%
Write-in	0	0.00%
Total	11	100.00%
Overvotes	0	
Undervotes	4	

**Commissioner of the Bureau of Labor and Industries (Vote for 1)**

**25 ballots (0 over voted ballots, 0 overvotes, 6 undervotes)**

Christina E Stephenson	4	21.05%
Cheri Helt	3	15.79%
Chris Henry	4	21.05%
Robert Neuman	2	10.53%
Casey M Kulla	4	21.05%

Statement of Votes Cast by Geography  
Josephine, Primary 2022, May 17, 2022  
Certified Precinct Level Results 6-10-2022

All Precincts, All Districts, All Counter Groups, All ScanStations, All Contests, All Boxes  
Total Ballots Cast: 28921

---

<b>Choice</b>	<b>Votes</b>	<b>Vote %</b>
Brent T Barker	2	10.53%
Aaron R Baca	0	0.00%
Write-in	0	0.00%
Total	19	100.00%
Overvotes	0	
Undervotes	6	

**Judge of the Supreme Court, Position 6 (Vote for 1)**  
**25 ballots (0 over voted ballots, 0 overvotes, 13 undervotes)**

Roger J DeHoog	12	100.00%
Write-in	0	0.00%
Total	12	100.00%
Overvotes	0	
Undervotes	13	

**Judge of the Court of Appeals, Position 3 (Vote for 1)**  
**25 ballots (0 over voted ballots, 0 overvotes, 6 undervotes)**

Darleen Ortega	9	47.37%
Vance Day	10	52.63%
Write-in	0	0.00%
Total	19	100.00%
Overvotes	0	
Undervotes	6	

**Judge of the Court of Appeals, Position 5 (Vote for 1)**  
**25 ballots (0 over voted ballots, 0 overvotes, 10 undervotes)**

Scott A Shorr	15	100.00%
Write-in	0	0.00%
Total	15	100.00%
Overvotes	0	
Undervotes	10	

**Judge of the Court of Appeals, Position 8 (Vote for 1)**  
**25 ballots (0 over voted ballots, 0 overvotes, 10 undervotes)**

Ramón A Pagán	15	100.00%
Write-in	0	0.00%
Total	15	100.00%
Overvotes	0	
Undervotes	10	

**County Commissioner, Position 1 (Vote for 1)**  
**25 ballots (0 over voted ballots, 0 overvotes, 3 undervotes)**

Gary Richardson	3	13.64%
Mark F Jones	5	22.73%
Mark J Seligman	0	0.00%
Neigel Von Hruska	0	0.00%
James Day Ward Iii	2	9.09%
John West	10	45.45%
Brian De La Grange	2	9.09%
Jordan DeHarty	0	0.00%
Write-in	0	0.00%
Total	22	100.00%
Overvotes	0	
Undervotes	3	

**County Legal Counsel (Vote for 1)**  
**25 ballots (0 over voted ballots, 0 overvotes, 10 undervotes)**

Wally Hicks	15	100.00%
Write-in	0	0.00%

Statement of Votes Cast by Geography  
 Josephine, Primary 2022, May 17, 2022  
 Certified Precinct Level Results 6-10-2022

All Precincts, All Districts, All Counter Groups, All ScanStations, All Contests, All Boxes  
 Total Ballots Cast: 28921

Choice	Votes	Vote %
Total	15	100.00%
Overvotes	0	
Undervotes	10	

**17-105 Repeal of Josephine County Ordinance 2021-002 (Vote for 1)**  
**25 ballots (0 over voted ballots, 0 overvotes, 0 undervotes)**

Yes	13	52.00%
No	12	48.00%
Total	25	100.00%
Overvotes	0	
Undervotes	0	

**17-106 Advisory question on Becoming Part of Idaho (Vote for 1)**  
**25 ballots (0 over voted ballots, 0 overvotes, 2 undervotes)**

Yes	12	52.17%
No	11	47.83%
Total	23	100.00%
Overvotes	0	
Undervotes	2	

**Precinct Committee Person - Democrat - 29 West Colonial (DEM) (Vote for 2)**  
**4 ballots (0 over voted ballots, 0 overvotes, 7 undervotes)**

Write-in	1	100.00%
Write-in	0	0.00%
Total	1	100.00%
Overvotes	0	
Undervotes	7	

**Precinct Committee Person - Republican - 29 West Colonial (REP) (Vote for 2)**  
**15 ballots (0 over voted ballots, 0 overvotes, 29 undervotes)**

Write-in	1	100.00%
Write-in	0	0.00%
Total	1	100.00%
Overvotes	0	
Undervotes	29	

**Precinct 30**

**US Senator (DEM) (Vote for 1)**  
**170 ballots (0 over voted ballots, 0 overvotes, 6 undervotes)**

Ron Wyden	133	81.10%
Brent Thompson	13	7.93%
William E Barlow III	15	9.15%
Write-in	3	1.83%
Total	164	100.00%
Overvotes	0	
Undervotes	6	

**US Senator (REP) (Vote for 1)**  
**211 ballots (0 over voted ballots, 0 overvotes, 22 undervotes)**

Darin Harbick	38	20.11%
Sam Palmer	22	11.64%
Jo Rae Perkins	74	39.15%
Christopher C Christensen	20	10.58%
Ibra A Taher	4	2.12%
Robert M Fleming	3	1.59%
Jason Beebe	24	12.70%
Write-in	4	2.12%
Total	189	100.00%
Overvotes	0	
Undervotes	22	

## Statement of Votes Cast by Geography

Page: 107 of 171

Josephine, Primary 2022, May 17, 2022

Certified Precinct Level Results 6-10-2022

All Precincts, All Districts, All Counter Groups, All ScanStations, All Contests, All Boxes

Total Ballots Cast: 28921

Choice	Votes	Vote %
<b>US Representative, 2nd District (DEM) (Vote for 1)</b>		
<b>170 ballots (0 over voted ballots, 0 overvotes, 46 undervotes)</b>		
Adam Prine	36	29.03%
Joe Yetter	84	67.74%
Write-in	4	3.23%
Total	124	100.00%
Overvotes	0	
Undervotes	46	
<b>US Representative, 2nd District (REP) (Vote for 1)</b>		
<b>211 ballots (0 over voted ballots, 0 overvotes, 27 undervotes)</b>		
Mark Cavener	48	26.09%
Katherine M Gallant	22	11.96%
Cliff S Bentz	109	59.24%
Write-in	5	2.72%
Total	184	100.00%
Overvotes	0	
Undervotes	27	
<b>Governor (DEM) (Vote for 1)</b>		
<b>170 ballots (0 over voted ballots, 0 overvotes, 12 undervotes)</b>		
Tobias Read	46	29.11%
John Sweeney	0	0.00%
Patrick E Starnes	10	6.33%
Dave W Stauffer	0	0.00%
Peter W Hall	0	0.00%
Genevieve Wilson H	2	1.27%
Keisha Lanell Merchant	2	1.27%
Michael Cross	2	1.27%
George L Carrillo	2	1.27%
Tina Kotek	76	48.10%
Michael Trimble	4	2.53%
Ifeanyichukwu C Diru	3	1.90%
Wilson R Bright	0	0.00%
Julian Bell	2	1.27%
David Beem	0	0.00%
Write-in	9	5.70%
Total	158	100.00%
Overvotes	0	
Undervotes	12	
<b>Governor (REP) (Vote for 1)</b>		
<b>211 ballots (0 over voted ballots, 0 overvotes, 7 undervotes)</b>		
Amber R Richardson	1	0.49%
Bill Sizemore	7	3.43%
Stefan G Streck (Stregoi)	0	0.00%
Nick Hess	5	2.45%
John G Presco	0	0.00%
Bud Pierce	3	1.47%
Stan Pulliam	21	10.29%
Kerry McQuisten	19	9.31%
Tim McCloud	1	0.49%
Brandon C Merritt	0	0.00%
Reed Christensen	4	1.96%
Jessica Gomez	7	3.43%
Marc Thielman	15	7.35%
Bob Tiernan	34	16.67%
Christine Drazan	53	25.98%
Court Boice	4	1.96%
Bridget Barton	27	13.24%
Raymond Baldwin	0	0.00%
David A Burch	0	0.00%
Write-in	3	1.47%

Statement of Votes Cast by Geography  
 Josephine, Primary 2022, May 17, 2022  
 Certified Precinct Level Results 6-10-2022

All Precincts, All Districts, All Counter Groups, All ScanStations, All Contests, All Boxes  
 Total Ballots Cast: 28921

Choice	Votes	Vote %
Total	204	100.00%
Overvotes	0	
Undervotes	7	

**State Representative, 3rd District (DEM) (Vote for 1)**  
**170 ballots (0 over voted ballots, 0 overvotes, 46 undervotes)**

Brady W Keister	117	94.35%
Write-in	7	5.65%
Total	124	100.00%
Overvotes	0	
Undervotes	46	

**State Representative, 3rd District (REP) (Vote for 1)**  
**211 ballots (0 over voted ballots, 0 overvotes, 52 undervotes)**

Lily Morgan	154	96.86%
Write-in	5	3.14%
Total	159	100.00%
Overvotes	0	
Undervotes	52	

**Commissioner of the Bureau of Labor and Industries (Vote for 1)**  
**546 ballots (0 over voted ballots, 0 overvotes, 136 undervotes)**

Christina E Stephenson	146	35.61%
Cheri Helt	89	21.71%
Chris Henry	17	4.15%
Robert Neuman	23	5.61%
Casey M Kulla	63	15.37%
Brent T Barker	53	12.93%
Aaron R Baca	13	3.17%
Write-in	6	1.46%
Total	410	100.00%
Overvotes	0	
Undervotes	136	

**Judge of the Supreme Court, Position 6 (Vote for 1)**  
**546 ballots (0 over voted ballots, 0 overvotes, 226 undervotes)**

Roger J DeHoog	311	97.19%
Write-in	9	2.81%
Total	320	100.00%
Overvotes	0	
Undervotes	226	

**Judge of the Court of Appeals, Position 3 (Vote for 1)**  
**546 ballots (0 over voted ballots, 0 overvotes, 128 undervotes)**

Darleen Ortega	223	53.35%
Vance Day	192	45.93%
Write-in	3	0.72%
Total	418	100.00%
Overvotes	0	
Undervotes	128	

**Judge of the Court of Appeals, Position 5 (Vote for 1)**  
**546 ballots (0 over voted ballots, 0 overvotes, 217 undervotes)**

Scott A Shorr	319	96.96%
Write-in	10	3.04%
Total	329	100.00%
Overvotes	0	
Undervotes	217	

Statement of Votes Cast by Geography  
 Josephine, Primary 2022, May 17, 2022  
 Certified Precinct Level Results 6-10-2022

All Precincts, All Districts, All Counter Groups, All ScanStations, All Contests, All Boxes  
 Total Ballots Cast: 28921

Choice	Votes	Vote %
<b>Judge of the Court of Appeals, Position 8 (Vote for 1)</b>		
<b>546 ballots (0 over voted ballots, 0 overvotes, 222 undervotes)</b>		
Ramón A Pagán	311	95.99%
Write-in	13	4.01%
Total	324	100.00%
Overvotes	0	
Undervotes	222	
<b>County Commissioner, Position 1 (Vote for 1)</b>		
<b>546 ballots (0 over voted ballots, 0 overvotes, 73 undervotes)</b>		
Gary Richardson	88	18.60%
Mark F Jones	31	6.55%
Mark J Seligman	29	6.13%
Neigel Von Hruska	19	4.02%
James Day Ward Iii	4	0.85%
John West	145	30.66%
Brian De La Grange	148	31.29%
Jordan DeHarty	7	1.48%
Write-in	2	0.42%
Total	473	100.00%
Overvotes	0	
Undervotes	73	
<b>County Legal Counsel (Vote for 1)</b>		
<b>546 ballots (0 over voted ballots, 0 overvotes, 202 undervotes)</b>		
Wally Hicks	333	96.80%
Write-in	11	3.20%
Total	344	100.00%
Overvotes	0	
Undervotes	202	
<b>17-105 Repeal of Josephine County Ordinance 2021-002 (Vote for 1)</b>		
<b>546 ballots (0 over voted ballots, 0 overvotes, 20 undervotes)</b>		
Yes	290	55.13%
No	236	44.87%
Total	526	100.00%
Overvotes	0	
Undervotes	20	
<b>17-106 Advisory question on Becoming Part of Idaho (Vote for 1)</b>		
<b>546 ballots (0 over voted ballots, 0 overvotes, 18 undervotes)</b>		
Yes	238	45.08%
No	290	54.92%
Total	528	100.00%
Overvotes	0	
Undervotes	18	
<b>Precinct Committee Person - Democrat - 30 Cave Junction (DEM) (Vote for 6)</b>		
<b>170 ballots (0 over voted ballots, 0 overvotes, 824 undervotes)</b>		
Wayne Patrick Overlin	70	35.71%
Anita R Savio	88	44.90%
Write-in	15	7.65%
Write-in	7	3.57%
Write-in	7	3.57%
Write-in	6	3.06%
Write-in	2	1.02%
Write-in	1	0.51%
Total	196	100.00%
Overvotes	0	
Undervotes	824	



Statement of Votes Cast by Geography  
Josephine, Primary 2022, May 17, 2022  
Certified Precinct Level Results 6-10-2022  
All Precincts, All Districts, All Counter Groups, All ScanStations, All Contests, All Boxes  
Total Ballots Cast: 28921

Choice	Votes	Vote %
<b>Precinct Committee Person - Republican - 30 Cave Junction (REP) (Vote for 6)</b>		
<b>211 ballots (0 over voted ballots, 0 overvotes, 1143 undervotes)</b>		
Linda I Prince	110	89.43%
Write-in	7	5.69%
Write-in	3	2.44%
Write-in	1	0.81%
Write-in	1	0.81%
Write-in	1	0.81%
Write-in	0	0.00%
Total	123	100.00%
Overvotes	0	
Undervotes	1143	

**Precinct 31**

<b>US Senator (DEM) (Vote for 1)</b>		
<b>569 ballots (0 over voted ballots, 0 overvotes, 35 undervotes)</b>		
Ron Wyden	478	89.51%
Brent Thompson	25	4.68%
William E Barlow III	18	3.37%
Write-in	13	2.43%
Total	534	100.00%
Overvotes	0	
Undervotes	35	

<b>US Senator (REP) (Vote for 1)</b>		
<b>536 ballots (1 over voted ballots, 1 overvotes, 73 undervotes)</b>		
Darin Harbick	134	29.00%
Sam Palmer	51	11.04%
Jo Rae Perkins	172	37.23%
Christopher C Christensen	35	7.58%
Ibra A Taher	15	3.25%
Robert M Fleming	6	1.30%
Jason Beebe	48	10.39%
Write-in	1	0.22%
Total	462	100.00%
Overvotes	1	
Undervotes	73	

<b>US Representative, 2nd District (DEM) (Vote for 1)</b>		
<b>569 ballots (0 over voted ballots, 0 overvotes, 154 undervotes)</b>		
Adam Prine	133	32.05%
Joe Yetter	272	65.54%
Write-in	10	2.41%
Total	415	100.00%
Overvotes	0	
Undervotes	154	

<b>US Representative, 2nd District (REP) (Vote for 1)</b>		
<b>536 ballots (0 over voted ballots, 0 overvotes, 75 undervotes)</b>		
Mark Cavener	155	33.62%
Katherine M Gallant	36	7.81%
Cliff S Bentz	269	58.35%
Write-in	1	0.22%
Total	461	100.00%
Overvotes	0	
Undervotes	75	

<b>Governor (DEM) (Vote for 1)</b>		
<b>569 ballots (0 over voted ballots, 0 overvotes, 48 undervotes)</b>		
Tobias Read	173	33.21%
John Sweeney	4	0.77%

## Statement of Votes Cast by Geography

Page: 111 of 171

Josephine, Primary 2022, May 17, 2022

Certified Precinct Level Results 6-10-2022

All Precincts, All Districts, All Counter Groups, All ScanStations, All Contests, All Boxes

Total Ballots Cast: 28921

Choice	Votes	Vote %
Patrick E Starnes	30	5.76%
Dave W Stauffer	2	0.38%
Peter W Hall	1	0.19%
Genevieve Wilson H	6	1.15%
Keisha Lanell Merchant	3	0.58%
Michael Cross	0	0.00%
George L Carrillo	8	1.54%
Tina Kotek	249	47.79%
Michael Trimble	3	0.58%
Ifeanyichukwu C Diru	0	0.00%
Wilson R Bright	5	0.96%
Julian Bell	10	1.92%
David Beem	1	0.19%
Write-in	26	4.99%
Total	521	100.00%
Overvotes	0	
Undervotes	48	

**Governor (REP) (Vote for 1)****536 ballots (0 over voted ballots, 0 overvotes, 14 undervotes)**

Amber R Richardson	7	1.34%
Bill Sizemore	24	4.60%
Stefan G Strek (Stregoi)	0	0.00%
Nick Hess	3	0.57%
John G Presco	0	0.00%
Bud Pierce	22	4.21%
Stan Pulliam	28	5.36%
Kerry McQuisten	60	11.49%
Tim McCloud	8	1.53%
Brandon C Merritt	0	0.00%
Reed Christensen	20	3.83%
Jessica Gomez	7	1.34%
Marc Thielman	48	9.20%
Bob Tiernan	105	20.11%
Christine Drazan	118	22.61%
Court Boice	9	1.72%
Bridget Barton	52	9.96%
Raymond Baldwin	2	0.38%
David A Burch	1	0.19%
Write-in	8	1.53%
Total	522	100.00%
Overvotes	0	
Undervotes	14	

**State Representative, 3rd District (DEM) (Vote for 1)****569 ballots (0 over voted ballots, 0 overvotes, 262 undervotes)**

Brady W Keister	291	94.79%
Write-in	16	5.21%
Total	307	100.00%
Overvotes	0	
Undervotes	262	

**State Representative, 3rd District (REP) (Vote for 1)****536 ballots (0 over voted ballots, 0 overvotes, 164 undervotes)**

Lily Morgan	356	95.70%
Write-in	16	4.30%
Total	372	100.00%
Overvotes	0	
Undervotes	164	

**Commissioner of the Bureau of Labor and Industries (Vote for 1)****1529 ballots (0 over voted ballots, 0 overvotes, 382 undervotes)**

Christina E Stephenson	471	41.06%
------------------------	-----	--------

Statement of Votes Cast by Geography  
Josephine, Primary 2022, May 17, 2022  
Certified Precinct Level Results 6-10-2022

All Precincts, All Districts, All Counter Groups, All ScanStations, All Contests, All Boxes  
Total Ballots Cast: 28921

Choice	Votes	Vote %
Cheri Helt	258	22.49%
Chris Henry	26	2.27%
Robert Neuman	43	3.75%
Casey M Kulla	167	14.56%
Brent T Barker	146	12.73%
Aaron R Baca	23	2.01%
Write-in	13	1.13%
Total	1147	100.00%
Overvotes	0	
Undervotes	382	

**Judge of the Supreme Court, Position 6 (Vote for 1)**  
**1529 ballots (0 over voted ballots, 0 overvotes, 794 undervotes)**

Roger J DeHoog	704	95.78%
Write-in	31	4.22%
Total	735	100.00%
Overvotes	0	
Undervotes	794	

**Judge of the Court of Appeals, Position 3 (Vote for 1)**  
**1529 ballots (1 over voted ballots, 1 overvotes, 418 undervotes)**

Darleen Ortega	621	55.95%
Vance Day	476	42.88%
Write-in	13	1.17%
Total	1110	100.00%
Overvotes	1	
Undervotes	418	

**Judge of the Court of Appeals, Position 5 (Vote for 1)**  
**1529 ballots (0 over voted ballots, 0 overvotes, 785 undervotes)**

Scott A Shorr	715	96.10%
Write-in	29	3.90%
Total	744	100.00%
Overvotes	0	
Undervotes	785	

**Judge of the Court of Appeals, Position 8 (Vote for 1)**  
**1529 ballots (0 over voted ballots, 0 overvotes, 795 undervotes)**

Ramón A Pagán	706	96.19%
Write-in	28	3.81%
Total	734	100.00%
Overvotes	0	
Undervotes	795	

**County Commissioner, Position 1 (Vote for 1)**  
**1529 ballots (3 over voted ballots, 3 overvotes, 179 undervotes)**

Gary Richardson	162	12.03%
Mark F Jones	93	6.90%
Mark J Seligman	113	8.39%
Neigel Von Hruska	44	3.27%
James Day Ward Iii	17	1.26%
John West	435	32.29%
Brian De La Grange	466	34.60%
Jordan DeHarty	8	0.59%
Write-in	9	0.67%
Total	1347	100.00%
Overvotes	3	
Undervotes	179	

Statement of Votes Cast by Geography  
 Josephine, Primary 2022, May 17, 2022  
 Certified Precinct Level Results 6-10-2022  
 All Precincts, All Districts, All Counter Groups, All ScanStations, All Contests, All Boxes  
 Total Ballots Cast: 28921

Choice	Votes	Vote %
--------	-------	--------

**County Legal Counsel (Vote for 1)**

**1529 ballots (0 over voted ballots, 0 overvotes, 717 undervotes)**

Wally Hicks	777	95.69%
Write-in	35	4.31%
<b>Total</b>	<b>812</b>	<b>100.00%</b>
Overvotes	0	
Undervotes	717	

**17-105 Repeal of Josephine County Ordinance 2021-002 (Vote for 1)**

**1529 ballots (0 over voted ballots, 0 overvotes, 44 undervotes)**

Yes	902	60.74%
No	583	39.26%
<b>Total</b>	<b>1485</b>	<b>100.00%</b>
Overvotes	0	
Undervotes	44	

**17-106 Advisory question on Becoming Part of Idaho (Vote for 1)**

**1529 ballots (0 over voted ballots, 0 overvotes, 55 undervotes)**

Yes	604	40.98%
No	870	59.02%
<b>Total</b>	<b>1474</b>	<b>100.00%</b>
Overvotes	0	
Undervotes	55	

**Precinct Committee Person - Democrat - 31 Bridgeview (DEM) (Vote for 16)**

**569 ballots (0 over voted ballots, 0 overvotes, 8632 undervotes)**

Nancy Lindquist	250	52.97%
Ray Wilberg	173	36.65%
Write-in	21	4.45%
Write-in	7	1.48%
Write-in	6	1.27%
Write-in	5	1.06%
Write-in	3	0.64%
Write-in	3	0.64%
Write-in	3	0.64%
Write-in	1	0.21%
Write-in	0	0.00%
Write-in	0	0.00%
Write-in	0	0.00%
Write-in	0	0.00%
Write-in	0	0.00%
Write-in	0	0.00%
Write-in	0	0.00%
Write-in	0	0.00%
<b>Total</b>	<b>472</b>	<b>100.00%</b>
Overvotes	0	
Undervotes	8632	

**Precinct Committee Person - Republican - 31 Bridgeview (REP) (Vote for 16)**

**536 ballots (0 over voted ballots, 0 overvotes, 6547 undervotes)**

Joshua A Robinson	276	13.60%
Sarah F Robinson	272	13.41%
Zachary W Robinson	279	13.75%
Matthew L Robinson	267	13.16%
Rebekah Avery	192	9.46%
Karen Darnell	194	9.56%
David L Darnell	197	9.71%
Michelle Binker	221	10.89%
Write-in	44	2.17%
Write-in	24	1.18%
Write-in	19	0.94%
Write-in	13	0.64%

Statement of Votes Cast by Geography  
 Josephine, Primary 2022, May 17, 2022  
 Certified Precinct Level Results 6-10-2022

All Precincts, All Districts, All Counter Groups, All ScanStations, All Contests, All Boxes  
 Total Ballots Cast: 28921

Choice	Votes	Vote %
Write-in	8	0.39%
Write-in	7	0.34%
Write-in	7	0.34%
Write-in	7	0.34%
Write-in	0	0.00%
Write-in	0	0.00%
Write-in	0	0.00%
Write-in	0	0.00%
Write-in	0	0.00%
Write-in	0	0.00%
Write-in	1	0.05%
Write-in	1	0.05%
Total	2029	100.00%
Overvotes	0	
Undervotes	6547	

**Precinct 32**

**US Senator (DEM) (Vote for 1)**

**38 ballots (0 over voted ballots, 0 overvotes, 3 undervotes)**

Ron Wyden	26	74.29%
Brent Thompson	3	8.57%
William E Barlow III	6	17.14%
Write-in	0	0.00%
Total	35	100.00%
Overvotes	0	
Undervotes	3	

**US Senator (REP) (Vote for 1)**

**68 ballots (0 over voted ballots, 0 overvotes, 13 undervotes)**

Darin Harbick	22	40.00%
Sam Palmer	13	23.64%
Jo Rae Perkins	12	21.82%
Christopher C Christensen	2	3.64%
Ibra A Taher	0	0.00%
Robert M Fleming	1	1.82%
Jason Beebe	5	9.09%
Write-in	0	0.00%
Total	55	100.00%
Overvotes	0	
Undervotes	13	

**US Representative, 2nd District (DEM) (Vote for 1)**

**38 ballots (0 over voted ballots, 0 overvotes, 11 undervotes)**

Adam Prine	9	33.33%
Joe Yetter	18	66.67%
Write-in	0	0.00%
Total	27	100.00%
Overvotes	0	
Undervotes	11	

**US Representative, 2nd District (REP) (Vote for 1)**

**68 ballots (0 over voted ballots, 0 overvotes, 10 undervotes)**

Mark Cavener	15	25.86%
Katherine M Gallant	7	12.07%
Cliff S Bentz	36	62.07%
Write-in	0	0.00%
Total	58	100.00%
Overvotes	0	
Undervotes	10	

## Statement of Votes Cast by Geography

Page: 115 of 171

Josephine, Primary 2022, May 17, 2022

Certified Precinct Level Results 6-10-2022

All Precincts, All Districts, All Counter Groups, All ScanStations, All Contests, All Boxes

Total Ballots Cast: 28921

Choice	Votes	Vote %
<b>Governor (DEM) (Vote for 1)</b>		
<b>38 ballots (0 over voted ballots, 0 overvotes, 1 undervotes)</b>		
Tobias Read	5	13.51%
John Sweeney	0	0.00%
Patrick E Starnes	5	13.51%
Dave W Stauffer	1	2.70%
Peter W Hall	0	0.00%
Genevieve Wilson H	0	0.00%
Keisha Lanell Merchant	0	0.00%
Michael Cross	0	0.00%
George L Carrillo	0	0.00%
Tina Kotek	25	67.57%
Michael Trimble	0	0.00%
Ifeanyichukwu C Diru	1	2.70%
Wilson R Bright	0	0.00%
Julian Bell	0	0.00%
David Beem	0	0.00%
Write-in	0	0.00%
Total	37	100.00%
Overvotes	0	
Undervotes	1	
<b>Governor (REP) (Vote for 1)</b>		
<b>68 ballots (0 over voted ballots, 0 overvotes, 1 undervotes)</b>		
Amber R Richardson	1	1.49%
Bill Sizemore	2	2.99%
Stefan G Strek (Stregoi)	0	0.00%
Nick Hess	0	0.00%
John G Presco	0	0.00%
Bud Pierce	1	1.49%
Stan Pulliam	8	11.94%
Kerry McQuisten	8	11.94%
Tim McCloud	1	1.49%
Brandon C Merritt	0	0.00%
Reed Christensen	2	2.99%
Jessica Gomez	0	0.00%
Marc Thielman	3	4.48%
Bob Tiernan	15	22.39%
Christine Drazan	6	8.96%
Court Boice	1	1.49%
Bridget Barton	15	22.39%
Raymond Baldwin	0	0.00%
David A Burch	0	0.00%
Write-in	4	5.97%
Total	67	100.00%
Overvotes	0	
Undervotes	1	
<b>State Representative, 4th District (DEM) (Vote for 1)</b>		
<b>38 ballots (0 over voted ballots, 0 overvotes, 36 undervotes)</b>		
Write-in	2	100.00%
Total	2	100.00%
Overvotes	0	
Undervotes	36	
<b>State Representative, 4th District (REP) (Vote for 1)</b>		
<b>68 ballots (1 over voted ballots, 1 overvotes, 28 undervotes)</b>		
Christine Goodwin	38	97.44%
Write-in	1	2.56%
Total	39	100.00%
Overvotes	1	
Undervotes	28	

Statement of Votes Cast by Geography  
Josephine, Primary 2022, May 17, 2022  
Certified Precinct Level Results 6-10-2022

Page: 116 of 171

All Precincts, All Districts, All Counter Groups, All ScanStations, All Contests, All Boxes  
Total Ballots Cast: 28921

Choice	Votes	Vote %
<b>Commissioner of the Bureau of Labor and Industries (Vote for 1)</b>		
<b>137 ballots (0 over voted ballots, 0 overvotes, 32 undervotes)</b>		
Christina E Stephenson	38	36.19%
Cheri Helt	19	18.10%
Chris Henry	6	5.71%
Robert Neuman	2	1.90%
Casey M Kulla	21	20.00%
Brent T Barker	17	16.19%
Aaron R Baca	2	1.90%
Write-in	0	0.00%
Total	105	100.00%
Overvotes	0	
Undervotes	32	
<b>Judge of the Supreme Court, Position 6 (Vote for 1)</b>		
<b>137 ballots (0 over voted ballots, 0 overvotes, 67 undervotes)</b>		
Roger J DeHoog	63	90.00%
Write-in	7	10.00%
Total	70	100.00%
Overvotes	0	
Undervotes	67	
<b>Judge of the Court of Appeals, Position 3 (Vote for 1)</b>		
<b>137 ballots (0 over voted ballots, 0 overvotes, 34 undervotes)</b>		
Darleen Ortega	41	39.81%
Vance Day	62	60.19%
Write-in	0	0.00%
Total	103	100.00%
Overvotes	0	
Undervotes	34	
<b>Judge of the Court of Appeals, Position 5 (Vote for 1)</b>		
<b>137 ballots (0 over voted ballots, 0 overvotes, 65 undervotes)</b>		
Scott A Shorr	69	95.83%
Write-in	3	4.17%
Total	72	100.00%
Overvotes	0	
Undervotes	65	
<b>Judge of the Court of Appeals, Position 8 (Vote for 1)</b>		
<b>137 ballots (0 over voted ballots, 0 overvotes, 71 undervotes)</b>		
Ramón A Pagán	62	93.94%
Write-in	4	6.06%
Total	66	100.00%
Overvotes	0	
Undervotes	71	
<b>County Commissioner, Position 1 (Vote for 1)</b>		
<b>137 ballots (0 over voted ballots, 0 overvotes, 13 undervotes)</b>		
Gary Richardson	16	12.90%
Mark F Jones	6	4.84%
Mark J Seligman	6	4.84%
Neigel Von Hruska	1	0.81%
James Day Ward Iii	2	1.61%
John West	51	41.13%
Brian De La Grange	41	33.06%
Jordan DeHarty	1	0.81%
Write-in	0	0.00%

Josephine, Primary 2022, May 17, 2022

Certified Precinct Level Results 6-10-2022

All Precincts, All Districts, All Counter Groups, All ScanStations, All Contests, All Boxes

Total Ballots Cast: 28921

Choice	Votes	Vote %
Total	124	100.00%
Overvotes	0	
Undervotes	13	

**County Legal Counsel (Vote for 1)****137 ballots (0 over voted ballots, 0 overvotes, 63 undervotes)**

Wally Hicks	71	95.95%
Write-in	3	4.05%
Total	74	100.00%
Overvotes	0	
Undervotes	63	

**17-105 Repeal of Josephine County Ordinance 2021-002 (Vote for 1)****137 ballots (0 over voted ballots, 0 overvotes, 7 undervotes)**

Yes	84	64.62%
No	46	35.38%
Total	130	100.00%
Overvotes	0	
Undervotes	7	

**17-106 Advisory question on Becoming Part of Idaho (Vote for 1)****137 ballots (0 over voted ballots, 0 overvotes, 3 undervotes)**

Yes	69	51.49%
No	65	48.51%
Total	134	100.00%
Overvotes	0	
Undervotes	3	

**Precinct Committee Person - Democrat - 32 Mt. Peavine (DEM) (Vote for 2)****38 ballots (0 over voted ballots, 0 overvotes, 75 undervotes)**

Write-in	1	100.00%
Write-in	0	0.00%
Total	1	100.00%
Overvotes	0	
Undervotes	75	

**Precinct Committee Person - Republican - 32 Mt. Peavine (REP) (Vote for 2)****68 ballots (0 over voted ballots, 0 overvotes, 130 undervotes)**

Write-in	5	83.33%
Write-in	1	16.67%
Total	6	100.00%
Overvotes	0	
Undervotes	130	

**Precinct 33****US Senator (DEM) (Vote for 1)****95 ballots (0 over voted ballots, 0 overvotes, 9 undervotes)**

Ron Wyden	79	91.86%
Brent Thompson	4	4.65%
William E Barlow III	3	3.49%
Write-in	0	0.00%
Total	86	100.00%
Overvotes	0	
Undervotes	9	

**US Senator (REP) (Vote for 1)****199 ballots (0 over voted ballots, 0 overvotes, 18 undervotes)**

Darin Harbick	57	31.49%
Sam Palmer	19	10.50%
Jo Rae Perkins	70	38.67%



Statement of Votes Cast by Geography  
 Josephine, Primary 2022, May 17, 2022  
 Certified Precinct Level Results 6-10-2022

All Precincts, All Districts, All Counter Groups, All ScanStations, All Contests, All Boxes  
 Total Ballots Cast: 28921

Choice	Votes	Vote %
Christopher C Christensen	13	7.18%
Ibra A Taher	3	1.66%
Robert M Fleming	3	1.66%
Jason Beebe	14	7.73%
Write-in	2	1.10%
Total	181	100.00%
Overvotes	0	
Undervotes	18	

**US Representative, 2nd District (DEM) (Vote for 1)**

**95 ballots (0 over voted ballots, 0 overvotes, 31 undervotes)**

Adam Prine	16	25.00%
Joe Yetter	48	75.00%
Write-in	0	0.00%
Total	64	100.00%
Overvotes	0	
Undervotes	31	

**US Representative, 2nd District (REP) (Vote for 1)**

**199 ballots (0 over voted ballots, 0 overvotes, 28 undervotes)**

Mark Cavener	38	22.22%
Katherine M Gallant	17	9.94%
Cliff S Bentz	116	67.84%
Write-in	0	0.00%
Total	171	100.00%
Overvotes	0	
Undervotes	28	

**Governor (DEM) (Vote for 1)**

**95 ballots (0 over voted ballots, 0 overvotes, 16 undervotes)**

Tobias Read	20	25.32%
John Sweeney	0	0.00%
Patrick E Starnes	6	7.59%
Dave W Stauffer	2	2.53%
Peter W Hall	0	0.00%
Genevieve Wilson H	0	0.00%
Keisha Lanell Merchant	1	1.27%
Michael Cross	0	0.00%
George L Carrillo	0	0.00%
Tina Kotek	47	59.49%
Michael Trimble	0	0.00%
Ifeanyichukwu C Diru	1	1.27%
Wilson R Bright	0	0.00%
Julian Bell	0	0.00%
David Beem	0	0.00%
Write-in	2	2.53%
Total	79	100.00%
Overvotes	0	
Undervotes	16	

**Governor (REP) (Vote for 1)**

**199 ballots (0 over voted ballots, 0 overvotes, 10 undervotes)**

Amber R Richardson	0	0.00%
Bill Sizemore	11	5.82%
Stefan G Strek (Stregoi)	2	1.06%
Nick Hess	3	1.59%
John G Presco	0	0.00%
Bud Pierce	4	2.12%
Stan Pulliam	24	12.70%
Kerry McQuisten	11	5.82%
Tim McCloud	2	1.06%
Brandon C Merritt	0	0.00%
Reed Christensen	3	1.59%

## Statement of Votes Cast by Geography

Page: 119 of 171

Josephine, Primary 2022, May 17, 2022

Certified Precinct Level Results 6-10-2022

All Precincts, All Districts, All Counter Groups, All ScanStations, All Contests, All Boxes

Total Ballots Cast: 28921

Choice	Votes	Vote %
Jessica Gomez	1	0.53%
Marc Thielman	10	5.29%
Bob Tiernan	51	26.98%
Christine Drazan	31	16.40%
Court Boice	5	2.65%
Bridget Barton	28	14.81%
Raymond Baldwin	0	0.00%
David A Burch	0	0.00%
Write-in	3	1.59%
Total	189	100.00%
Overvotes	0	
Undervotes	10	

**State Representative, 3rd District (DEM) (Vote for 1)****95 ballots (0 over voted ballots, 0 overvotes, 40 undervotes)**

Brady W Keister	55	100.00%
Write-in	0	0.00%
Total	55	100.00%
Overvotes	0	
Undervotes	40	

**State Representative, 3rd District (REP) (Vote for 1)****199 ballots (0 over voted ballots, 0 overvotes, 56 undervotes)**

Lily Morgan	140	97.90%
Write-in	3	2.10%
Total	143	100.00%
Overvotes	0	
Undervotes	56	

**Commissioner of the Bureau of Labor and Industries (Vote for 1)****392 ballots (0 over voted ballots, 0 overvotes, 117 undervotes)**

Christina E Stephenson	102	37.09%
Cheri Helt	85	30.91%
Chris Henry	8	2.91%
Robert Neuman	13	4.73%
Casey M Kulla	28	10.18%
Brent T Barker	36	13.09%
Aaron R Baca	2	0.73%
Write-in	1	0.36%
Total	275	100.00%
Overvotes	0	
Undervotes	117	

**Judge of the Supreme Court, Position 6 (Vote for 1)****392 ballots (0 over voted ballots, 0 overvotes, 227 undervotes)**

Roger J DeHoog	160	96.97%
Write-in	5	3.03%
Total	165	100.00%
Overvotes	0	
Undervotes	227	

**Judge of the Court of Appeals, Position 3 (Vote for 1)****392 ballots (0 over voted ballots, 0 overvotes, 108 undervotes)**

Darleen Ortega	132	46.48%
Vance Day	150	52.82%
Write-in	2	0.70%
Total	284	100.00%
Overvotes	0	
Undervotes	108	

Statement of Votes Cast by Geography  
Josephine, Primary 2022, May 17, 2022  
Certified Precinct Level Results 6-10-2022

All Precincts, All Districts, All Counter Groups, All ScanStations, All Contests, All Boxes  
Total Ballots Cast: 28921

Choice	Votes	Vote %
<b>Judge of the Court of Appeals, Position 5 (Vote for 1)</b>		
<b>392 ballots (0 over voted ballots, 0 overvotes, 227 undervotes)</b>		
Scott A Shorr	159	96.36%
Write-in	6	3.64%
Total	165	100.00%
Overvotes	0	
Undervotes	227	
<b>Judge of the Court of Appeals, Position 8 (Vote for 1)</b>		
<b>392 ballots (0 over voted ballots, 0 overvotes, 236 undervotes)</b>		
Ramón A Pagán	153	98.08%
Write-in	3	1.92%
Total	156	100.00%
Overvotes	0	
Undervotes	236	
<b>County Commissioner, Position 1 (Vote for 1)</b>		
<b>392 ballots (2 over voted ballots, 2 overvotes, 50 undervotes)</b>		
Gary Richardson	56	16.47%
Mark F Jones	27	7.94%
Mark J Seligman	14	4.12%
Neigel Von Hruska	12	3.53%
James Day Ward Iii	1	0.29%
John West	123	36.18%
Brian De La Grange	106	31.18%
Jordan DeHarty	0	0.00%
Write-in	1	0.29%
Total	340	100.00%
Overvotes	2	
Undervotes	50	
<b>County Legal Counsel (Vote for 1)</b>		
<b>392 ballots (0 over voted ballots, 0 overvotes, 201 undervotes)</b>		
Wally Hicks	189	98.95%
Write-in	2	1.05%
Total	191	100.00%
Overvotes	0	
Undervotes	201	
<b>17-105 Repeal of Josephine County Ordinance 2021-002 (Vote for 1)</b>		
<b>392 ballots (0 over voted ballots, 0 overvotes, 14 undervotes)</b>		
Yes	207	54.76%
No	171	45.24%
Total	378	100.00%
Overvotes	0	
Undervotes	14	
<b>17-106 Advisory question on Becoming Part of Idaho (Vote for 1)</b>		
<b>392 ballots (0 over voted ballots, 0 overvotes, 8 undervotes)</b>		
Yes	181	47.14%
No	203	52.86%
Total	384	100.00%
Overvotes	0	
Undervotes	8	
<b>Precinct Committee Person - Democrat - 33 Ferry (DEM) (Vote for 4)</b>		
<b>95 ballots (0 over voted ballots, 0 overvotes, 290 undervotes)</b>		
Michael Storms	42	46.67%
Colette Storms	42	46.67%
Write-in	4	4.44%
Write-in	2	2.22%

Statement of Votes Cast by Geography  
Josephine, Primary 2022, May 17, 2022  
Certified Precinct Level Results 6-10-2022

All Precincts, All Districts, All Counter Groups, All ScanStations, All Contests, All Boxes  
Total Ballots Cast: 28921

Choice	Votes	Vote %
Write-in	0	0.00%
Write-in	0	0.00%
Total	90	100.00%
Overvotes	0	
Undervotes	290	

**Precinct Committee Person - Republican - 33 Ferry (REP) (Vote for 4)**  
**199 ballots (0 over voted ballots, 0 overvotes, 586 undervotes)**

Dottie Swartz	76	36.19%
Sean Harvey	66	31.43%
Mary Harvey	61	29.05%
Write-in	7	3.33%
Write-in	0	0.00%
Write-in	0	0.00%
Write-in	0	0.00%
Total	210	100.00%
Overvotes	0	
Undervotes	586	

**Precinct 34**

**US Senator (DEM) (Vote for 1)**

**69 ballots (0 over voted ballots, 0 overvotes, 5 undervotes)**

Ron Wyden	54	84.38%
Brent Thompson	4	6.25%
William E Barlow III	6	9.38%
Write-in	0	0.00%
Total	64	100.00%
Overvotes	0	
Undervotes	5	

**US Senator (REP) (Vote for 1)**

**96 ballots (0 over voted ballots, 0 overvotes, 7 undervotes)**

Darin Harbick	17	19.10%
Sam Palmer	15	16.85%
Jo Rae Perkins	27	30.34%
Christopher C Christensen	7	7.87%
Ibra A Taher	1	1.12%
Robert M Fleming	4	4.49%
Jason Beebe	18	20.22%
Write-in	0	0.00%
Total	89	100.00%
Overvotes	0	
Undervotes	7	

**US Representative, 2nd District (DEM) (Vote for 1)**

**69 ballots (0 over voted ballots, 0 overvotes, 23 undervotes)**

Adam Prine	15	32.61%
Joe Yetter	30	65.22%
Write-in	1	2.17%
Total	46	100.00%
Overvotes	0	
Undervotes	23	

**US Representative, 2nd District (REP) (Vote for 1)**

**96 ballots (0 over voted ballots, 0 overvotes, 7 undervotes)**

Mark Cavener	37	41.57%
Katherine M Gallant	12	13.48%
Cliff S Bentz	40	44.94%
Write-in	0	0.00%

Statement of Votes Cast by Geography  
Josephine, Primary 2022, May 17, 2022  
Certified Precinct Level Results 6-10-2022

Page: 122 of 171

All Precincts, All Districts, All Counter Groups, All ScanStations, All Contests, All Boxes  
Total Ballots Cast: 28921

---

Choice	Votes	Vote %
Total	89	100.00%
Overvotes	0	
Undervotes	7	

**Governor (DEM) (Vote for 1)**

**69 ballots (0 over voted ballots, 0 overvotes, 4 undervotes)**

Tobias Read	23	35.38%
John Sweeney	0	0.00%
Patrick E Starnes	5	7.69%
Dave W Stauffer	2	3.08%
Peter W Hall	0	0.00%
Genevieve Wilson H	0	0.00%
Keisha Lanell Merchant	1	1.54%
Michael Cross	1	1.54%
George L Carrillo	2	3.08%
Tina Kotek	26	40.00%
Michael Trimble	0	0.00%
Ifeanyichukwu C Diru	0	0.00%
Wilson R Bright	1	1.54%
Julian Bell	0	0.00%
David Beem	0	0.00%
Write-in	4	6.15%
Total	65	100.00%
Overvotes	0	
Undervotes	4	

**Governor (REP) (Vote for 1)**

**95 ballots (0 over voted ballots, 0 overvotes, 2 undervotes)**

Amber R Richardson	1	1.08%
Bill Sizemore	5	5.38%
Stefan G Strek (Stregoi)	0	0.00%
Nick Hess	3	3.23%
John G Presco	1	1.08%
Bud Pierce	5	5.38%
Stan Pulliam	18	19.35%
Kerry McQuisten	4	4.30%
Tim McCloud	0	0.00%
Brandon C Merritt	0	0.00%
Reed Christensen	2	2.15%
Jessica Gomez	1	1.08%
Marc Thielman	7	7.53%
Bob Tiernan	14	15.05%
Christine Drazan	11	11.83%
Court Boice	3	3.23%
Bridget Barton	12	12.90%
Raymond Baldwin	1	1.08%
David A Burch	3	3.23%
Write-in	2	2.15%
Total	93	100.00%
Overvotes	0	
Undervotes	2	

**State Representative, 3rd District (DEM) (Vote for 1)**

**69 ballots (0 over voted ballots, 0 overvotes, 32 undervotes)**

Brady W Keister	36	97.30%
Write-in	1	2.70%
Total	37	100.00%
Overvotes	0	
Undervotes	32	

**State Representative, 3rd District (REP) (Vote for 1)**

**95 ballots (0 over voted ballots, 0 overvotes, 27 undervotes)**

Lily Morgan	60	88.24%
-------------	----	--------

Statement of Votes Cast by Geography  
Josephine, Primary 2022, May 17, 2022  
Certified Precinct Level Results 6-10-2022

Page: 123 of 171

All Precincts, All Districts, All Counter Groups, All ScanStations, All Contests, All Boxes

Total Ballots Cast: 28921

Choice	Votes	Vote %
Write-in	8	11.76%
Total	68	100.00%
Overvotes	0	
Undervotes	27	

**Commissioner of the Bureau of Labor and Industries (Vote for 1)**  
**222 ballots (0 over voted ballots, 0 overvotes, 53 undervotes)**

Christina E Stephenson	53	31.36%
Cheri Helt	42	24.85%
Chris Henry	3	1.78%
Robert Neuman	11	6.51%
Casey M Kulla	34	20.12%
Brent T Barker	19	11.24%
Aaron R Baca	6	3.55%
Write-in	1	0.59%
Total	169	100.00%
Overvotes	0	
Undervotes	53	

**Judge of the Supreme Court, Position 6 (Vote for 1)**  
**222 ballots (0 over voted ballots, 0 overvotes, 113 undervotes)**

Roger J DeHoog	107	98.17%
Write-in	2	1.83%
Total	109	100.00%
Overvotes	0	
Undervotes	113	

**Judge of the Court of Appeals, Position 3 (Vote for 1)**  
**222 ballots (0 over voted ballots, 0 overvotes, 52 undervotes)**

Darleen Ortega	75	44.12%
Vance Day	93	54.71%
Write-in	2	1.18%
Total	170	100.00%
Overvotes	0	
Undervotes	52	

**Judge of the Court of Appeals, Position 5 (Vote for 1)**  
**222 ballots (0 over voted ballots, 0 overvotes, 110 undervotes)**

Scott A Shorr	110	98.21%
Write-in	2	1.79%
Total	112	100.00%
Overvotes	0	
Undervotes	110	

**Judge of the Court of Appeals, Position 8 (Vote for 1)**  
**222 ballots (0 over voted ballots, 0 overvotes, 112 undervotes)**

Ramón A Pagán	107	97.27%
Write-in	3	2.73%
Total	110	100.00%
Overvotes	0	
Undervotes	112	

**County Commissioner, Position 1 (Vote for 1)**  
**222 ballots (0 over voted ballots, 0 overvotes, 29 undervotes)**

Gary Richardson	14	7.25%
Mark F Jones	20	10.36%
Mark J Seligman	9	4.66%
Neigel Von Hruska	15	7.77%
James Day Ward Iii	2	1.04%
John West	80	41.45%
Brian De La Grange	52	26.94%

Statement of Votes Cast by Geography  
 Josephine, Primary 2022, May 17, 2022  
 Certified Precinct Level Results 6-10-2022

All Precincts, All Districts, All Counter Groups, All ScanStations, All Contests, All Boxes  
 Total Ballots Cast: 28921

Choice	Votes	Vote %
Jordan DeHarty	0	0.00%
Write-in	1	0.52%
Total	193	100.00%
Overvotes	0	
Undervotes	29	

**County Legal Counsel (Vote for 1)**

**222 ballots (0 over voted ballots, 0 overvotes, 105 undervotes)**

Wally Hicks	113	96.58%
Write-in	4	3.42%
Total	117	100.00%
Overvotes	0	
Undervotes	105	

**17-105 Repeal of Josephine County Ordinance 2021-002 (Vote for 1)**

**222 ballots (0 over voted ballots, 0 overvotes, 5 undervotes)**

Yes	131	60.37%
No	86	39.63%
Total	217	100.00%
Overvotes	0	
Undervotes	5	

**17-106 Advisory question on Becoming Part of Idaho (Vote for 1)**

**222 ballots (0 over voted ballots, 0 overvotes, 8 undervotes)**

Yes	94	43.93%
No	120	56.07%
Total	214	100.00%
Overvotes	0	
Undervotes	8	

**Precinct Committee Person - Democrat - 34 Illinois (DEM) (Vote for 2)**

**69 ballots (0 over voted ballots, 0 overvotes, 135 undervotes)**

Write-in	3	100.00%
Write-in	0	0.00%
Total	3	100.00%
Overvotes	0	
Undervotes	135	

**Precinct Committee Person - Republican - 34 Illinois (REP) (Vote for 2)**

**95 ballots (0 over voted ballots, 0 overvotes, 178 undervotes)**

Write-in	6	50.00%
Write-in	6	50.00%
Total	12	100.00%
Overvotes	0	
Undervotes	178	

**Precinct 35**

**US Senator (DEM) (Vote for 1)**

**109 ballots (0 over voted ballots, 0 overvotes, 3 undervotes)**

Ron Wyden	82	77.36%
Brent Thompson	6	5.66%
William E Barlow III	18	16.98%
Write-in	0	0.00%
Total	106	100.00%
Overvotes	0	
Undervotes	3	

**US Senator (REP) (Vote for 1)**

**262 ballots (0 over voted ballots, 0 overvotes, 47 undervotes)**

Darin Harbick	47	21.86%
---------------	----	--------

Statement of Votes Cast by Geography  
Josephine, Primary 2022, May 17, 2022  
Certified Precinct Level Results 6-10-2022

Page: 125 of 171

All Precincts, All Districts, All Counter Groups, All ScanStations, All Contests, All Boxes  
Total Ballots Cast: 28921

Choice	Votes	Vote %
Sam Palmer	17	7.91%
Jo Rae Perkins	92	42.79%
Christopher C Christensen	16	7.44%
Ibra A Taher	6	2.79%
Robert M Fleming	0	0.00%
Jason Beebe	35	16.28%
Write-in	2	0.93%
Total	215	100.00%
Overvotes	0	
Undervotes	47	

**US Representative, 2nd District (DEM) (Vote for 1)**

**109 ballots (0 over voted ballots, 0 overvotes, 29 undervotes)**

Adam Prine	23	28.75%
Joe Yetter	57	71.25%
Write-in	0	0.00%
Total	80	100.00%
Overvotes	0	
Undervotes	29	

**US Representative, 2nd District (REP) (Vote for 1)**

**262 ballots (0 over voted ballots, 0 overvotes, 47 undervotes)**

Mark Cavener	50	23.26%
Katherine M Gallant	6	2.79%
Cliff S Bentz	159	73.95%
Write-in	0	0.00%
Total	215	100.00%
Overvotes	0	
Undervotes	47	

**Governor (DEM) (Vote for 1)**

**109 ballots (0 over voted ballots, 0 overvotes, 7 undervotes)**

Tobias Read	43	42.16%
John Sweeney	1	0.98%
Patrick E Starnes	2	1.96%
Dave W Stauffer	5	4.90%
Peter W Hall	0	0.00%
Genevieve Wilson H	1	0.98%
Keisha Lanell Merchant	0	0.00%
Michael Cross	2	1.96%
George L Carrillo	2	1.96%
Tina Kotek	40	39.22%
Michael Trimble	0	0.00%
Ifeanyichukwu C Diru	1	0.98%
Wilson R Bright	0	0.00%
Julian Bell	0	0.00%
David Beem	2	1.96%
Write-in	3	2.94%
Total	102	100.00%
Overvotes	0	
Undervotes	7	

**Governor (REP) (Vote for 1)**

**262 ballots (0 over voted ballots, 0 overvotes, 9 undervotes)**

Amber R Richardson	2	0.79%
Bill Sizemore	10	3.95%
Stefan G Strek (Stregoi)	0	0.00%
Nick Hess	3	1.19%
John G Presco	0	0.00%
Bud Pierce	5	1.98%
Stan Pulliam	18	7.11%
Kerry McQuisten	15	5.93%
Tim McCloud	3	1.19%



Statement of Votes Cast by Geography  
 Josephine, Primary 2022, May 17, 2022  
 Certified Precinct Level Results 6-10-2022

All Precincts, All Districts, All Counter Groups, All ScanStations, All Contests, All Boxes  
 Total Ballots Cast: 28921

Choice	Votes	Vote %
Brandon C Merritt	0	0.00%
Reed Christensen	3	1.19%
Jessica Gomez	4	1.58%
Marc Thielman	27	10.67%
Bob Tiernan	59	23.32%
Christine Drazan	50	19.76%
Court Boice	9	3.56%
Bridget Barton	39	15.42%
Raymond Baldwin	2	0.79%
David A Burch	0	0.00%
Write-in	4	1.58%
Total	253	100.00%
Overvotes	0	
Undervotes	9	

**State Representative, 4th District (DEM) (Vote for 1)**  
**109 ballots (0 over voted ballots, 0 overvotes, 105 undervotes)**

Write-in	4	100.00%
Total	4	100.00%
Overvotes	0	
Undervotes	105	

**State Representative, 4th District (REP) (Vote for 1)**  
**262 ballots (0 over voted ballots, 0 overvotes, 104 undervotes)**

Christine Goodwin	153	96.84%
Write-in	5	3.16%
Total	158	100.00%
Overvotes	0	
Undervotes	104	

**Commissioner of the Bureau of Labor and Industries (Vote for 1)**  
**488 ballots (0 over voted ballots, 0 overvotes, 127 undervotes)**

Christina E Stephenson	106	29.36%
Cheri Helt	98	27.15%
Chris Henry	9	2.49%
Robert Neuman	24	6.65%
Casey M Kulla	50	13.85%
Brent T Barker	64	17.73%
Aaron R Baca	4	1.11%
Write-in	6	1.66%
Total	361	100.00%
Overvotes	0	
Undervotes	127	

**Judge of the Supreme Court, Position 6 (Vote for 1)**  
**488 ballots (0 over voted ballots, 0 overvotes, 243 undervotes)**

Roger J DeHoog	233	95.10%
Write-in	12	4.90%
Total	245	100.00%
Overvotes	0	
Undervotes	243	

**Judge of the Court of Appeals, Position 3 (Vote for 1)**  
**488 ballots (0 over voted ballots, 0 overvotes, 132 undervotes)**

Darleen Ortega	150	42.13%
Vance Day	204	57.30%
Write-in	2	0.56%
Total	356	100.00%
Overvotes	0	
Undervotes	132	

Statement of Votes Cast by Geography  
Josephine, Primary 2022, May 17, 2022  
Certified Precinct Level Results 6-10-2022

All Precincts, All Districts, All Counter Groups, All ScanStations, All Contests, All Boxes

Total Ballots Cast: 28921

<b>Choice</b>	<b>Votes</b>	<b>Vote %</b>
<b>Judge of the Court of Appeals, Position 5 (Vote for 1)</b>		
<b>488 ballots (0 over voted ballots, 0 overvotes, 245 undervotes)</b>		
Scott A Shorr	233	95.88%
Write-in	10	4.12%
Total	243	100.00%
Overvotes	0	
Undervotes	245	
<b>Judge of the Court of Appeals, Position 8 (Vote for 1)</b>		
<b>488 ballots (0 over voted ballots, 0 overvotes, 249 undervotes)</b>		
Ramón A Pagán	227	94.98%
Write-in	12	5.02%
Total	239	100.00%
Overvotes	0	
Undervotes	249	
<b>County Commissioner, Position 1 (Vote for 1)</b>		
<b>488 ballots (2 over voted ballots, 2 overvotes, 56 undervotes)</b>		
Gary Richardson	69	16.05%
Mark F Jones	15	3.49%
Mark J Seligman	10	2.33%
Neigel Von Hruska	7	1.63%
James Day Ward Iii	3	0.70%
John West	187	43.49%
Brian De La Grange	130	30.23%
Jordan DeHarty	7	1.63%
Write-in	2	0.47%
Total	430	100.00%
Overvotes	2	
Undervotes	56	
<b>County Legal Counsel (Vote for 1)</b>		
<b>488 ballots (0 over voted ballots, 0 overvotes, 202 undervotes)</b>		
Wally Hicks	274	95.80%
Write-in	12	4.20%
Total	286	100.00%
Overvotes	0	
Undervotes	202	
<b>17-105 Repeal of Josephine County Ordinance 2021-002 (Vote for 1)</b>		
<b>488 ballots (0 over voted ballots, 0 overvotes, 23 undervotes)</b>		
Yes	280	60.22%
No	185	39.78%
Total	465	100.00%
Overvotes	0	
Undervotes	23	
<b>17-106 Advisory question on Becoming Part of Idaho (Vote for 1)</b>		
<b>488 ballots (1 over voted ballots, 1 overvotes, 14 undervotes)</b>		
Yes	261	55.18%
No	212	44.82%
Total	473	100.00%
Overvotes	1	
Undervotes	14	
<b>Precinct Committee Person - Democrat - 35 Merlin (DEM) (Vote for 4)</b>		
<b>109 ballots (0 over voted ballots, 0 overvotes, 434 undervotes)</b>		
Write-in	2	100.00%
Write-in	0	0.00%
Write-in	0	0.00%
Write-in	0	0.00%

Statement of Votes Cast by Geography  
Josephine, Primary 2022, May 17, 2022  
Certified Precinct Level Results 6-10-2022

Page: 128 of 171

All Precincts, All Districts, All Counter Groups, All ScanStations, All Contests, All Boxes  
Total Ballots Cast: 28921

---

Choice	Votes	Vote %
Total	2	100.00%
Overvotes	0	
Undervotes	434	

**Precinct Committee Person - Republican - 35 Merlin (REP) (Vote for 4)**  
**262 ballots (0 over voted ballots, 0 overvotes, 845 undervotes)**

Georglyn K Lamphier	83	40.89%
William R Hunker	115	56.65%
Write-in	4	1.97%
Write-in	1	0.49%
Write-in	0	0.00%
Write-in	0	0.00%
Total	203	100.00%
Overvotes	0	
Undervotes	845	

**Precinct 36**

**US Senator (DEM) (Vote for 1)**  
**260 ballots (0 over voted ballots, 0 overvotes, 16 undervotes)**

Ron Wyden	211	86.48%
Brent Thompson	8	3.28%
William E Barlow III	18	7.38%
Write-in	7	2.87%
Total	244	100.00%
Overvotes	0	
Undervotes	16	

**US Senator (REP) (Vote for 1)**  
**596 ballots (0 over voted ballots, 0 overvotes, 59 undervotes)**

Darin Harbick	132	24.58%
Sam Palmer	52	9.68%
Jo Rae Perkins	247	46.00%
Christopher C Christensen	39	7.26%
Ibra A Taher	11	2.05%
Robert M Fleming	5	0.93%
Jason Beebe	47	8.75%
Write-in	4	0.74%
Total	537	100.00%
Overvotes	0	
Undervotes	59	

**US Representative, 2nd District (DEM) (Vote for 1)**  
**260 ballots (0 over voted ballots, 0 overvotes, 68 undervotes)**

Adam Prine	49	25.52%
Joe Yetter	135	70.31%
Write-in	8	4.17%
Total	192	100.00%
Overvotes	0	
Undervotes	68	

**US Representative, 2nd District (REP) (Vote for 1)**  
**596 ballots (0 over voted ballots, 0 overvotes, 59 undervotes)**

Mark Cavener	126	23.46%
Katherine M Gallant	30	5.59%
Cliff S Bentz	378	70.39%
Write-in	3	0.56%
Total	537	100.00%
Overvotes	0	
Undervotes	59	

Statement of Votes Cast by Geography  
Josephine, Primary 2022, May 17, 2022  
Certified Precinct Level Results 6-10-2022

Page: 129 of 171

All Precincts, All Districts, All Counter Groups, All ScanStations, All Contests, All Boxes  
Total Ballots Cast: 28921

Choice	Votes	Vote %
<b>Governor (DEM) (Vote for 1)</b>		
<b>260 ballots (0 over voted ballots, 0 overvotes, 24 undervotes)</b>		
Tobias Read	90	38.14%
John Sweeney	3	1.27%
Patrick E Starnes	8	3.39%
Dave W Stauffer	2	0.85%
Peter W Hall	2	0.85%
Genevieve Wilson H	0	0.00%
Keisha Lanell Merchant	0	0.00%
Michael Cross	1	0.42%
George L Carrillo	4	1.69%
Tina Kotek	98	41.53%
Michael Trimble	1	0.42%
Ifeanyichukwu C Diru	1	0.42%
Wilson R Bright	0	0.00%
Julian Bell	3	1.27%
David Beem	1	0.42%
Write-in	22	9.32%
Total	236	100.00%
Overvotes	0	
Undervotes	24	

**Governor (REP) (Vote for 1)**  
**596 ballots (0 over voted ballots, 0 overvotes, 19 undervotes)**

Amber R Richardson	4	0.69%
Bill Sizemore	17	2.95%
Stefan G Strek (Stregoi)	0	0.00%
Nick Hess	6	1.04%
John G Presco	0	0.00%
Bud Pierce	29	5.03%
Stan Pulliam	48	8.32%
Kerry McQuisten	20	3.47%
Tim McCloud	13	2.25%
Brandon C Merritt	3	0.52%
Reed Christensen	4	0.69%
Jessica Gomez	8	1.39%
Marc Thielman	37	6.41%
Bob Tiernan	128	22.18%
Christine Drazan	145	25.13%
Court Boice	11	1.91%
Bridget Barton	93	16.12%
Raymond Baldwin	0	0.00%
David A Burch	0	0.00%
Write-in	11	1.91%
Total	577	100.00%
Overvotes	0	
Undervotes	19	

**State Representative, 3rd District (DEM) (Vote for 1)**  
**260 ballots (0 over voted ballots, 0 overvotes, 76 undervotes)**

Brady W Keister	177	96.20%
Write-in	7	3.80%
Total	184	100.00%
Overvotes	0	
Undervotes	76	

**State Representative, 3rd District (REP) (Vote for 1)**  
**596 ballots (0 over voted ballots, 0 overvotes, 166 undervotes)**

Lily Morgan	408	94.88%
Write-in	22	5.12%

Statement of Votes Cast by Geography  
Josephine, Primary 2022, May 17, 2022  
Certified Precinct Level Results 6-10-2022

Page: 130 of 171

All Precincts, All Districts, All Counter Groups, All ScanStations, All Contests, All Boxes  
Total Ballots Cast: 28921

Choice	Votes	Vote %
Total	430	100.00%
Overvotes	0	
Undervotes	166	

**Commissioner of the Bureau of Labor and Industries (Vote for 1)**  
**1088 ballots (0 over voted ballots, 0 overvotes, 283 undervotes)**

Christina E Stephenson	253	31.43%
Cheri Helt	215	26.71%
Chris Henry	24	2.98%
Robert Neuman	40	4.97%
Casey M Kulla	117	14.53%
Brent T Barker	133	16.52%
Aaron R Baca	11	1.37%
Write-in	12	1.49%
Total	805	100.00%
Overvotes	0	
Undervotes	283	

**Judge of the Supreme Court, Position 6 (Vote for 1)**  
**1088 ballots (0 over voted ballots, 0 overvotes, 515 undervotes)**

Roger J DeHoog	550	95.99%
Write-in	23	4.01%
Total	573	100.00%
Overvotes	0	
Undervotes	515	

**Judge of the Court of Appeals, Position 3 (Vote for 1)**  
**1088 ballots (0 over voted ballots, 0 overvotes, 239 undervotes)**

Darleen Ortega	359	42.29%
Vance Day	481	56.65%
Write-in	9	1.06%
Total	849	100.00%
Overvotes	0	
Undervotes	239	

**Judge of the Court of Appeals, Position 5 (Vote for 1)**  
**1088 ballots (0 over voted ballots, 0 overvotes, 504 undervotes)**

Scott A Shorr	565	96.75%
Write-in	19	3.25%
Total	584	100.00%
Overvotes	0	
Undervotes	504	

**Judge of the Court of Appeals, Position 8 (Vote for 1)**  
**1088 ballots (0 over voted ballots, 0 overvotes, 525 undervotes)**

Ramón A Pagán	546	96.98%
Write-in	17	3.02%
Total	563	100.00%
Overvotes	0	
Undervotes	525	

**County Commissioner, Position 1 (Vote for 1)**  
**1088 ballots (2 over voted ballots, 2 overvotes, 91 undervotes)**

Gary Richardson	142	14.27%
Mark F Jones	51	5.13%
Mark J Seligman	33	3.32%
Neigel Von Hruska	8	0.80%
James Day Ward Iii	7	0.70%
John West	441	44.32%
Brian De La Grange	306	30.75%
Jordan DeHarty	6	0.60%

Statement of Votes Cast by Geography  
 Josephine, Primary 2022, May 17, 2022  
 Certified Precinct Level Results 6-10-2022

All Precincts, All Districts, All Counter Groups, All ScanStations, All Contests, All Boxes  
 Total Ballots Cast: 28921

Choice	Votes	Vote %
Write-in	1	0.10%
Total	995	100.00%
Overvotes	2	
Undervotes	91	

**County Legal Counsel (Vote for 1)**

**1088 ballots (0 over voted ballots, 0 overvotes, 442 undervotes)**

Wally Hicks	619	95.82%
Write-in	27	4.18%
Total	646	100.00%
Overvotes	0	
Undervotes	442	

**17-105 Repeal of Josephine County Ordinance 2021-002 (Vote for 1)**

**1088 ballots (0 over voted ballots, 0 overvotes, 34 undervotes)**

Yes	587	55.69%
No	467	44.31%
Total	1054	100.00%
Overvotes	0	
Undervotes	34	

**17-106 Advisory question on Becoming Part of Idaho (Vote for 1)**

**1088 ballots (0 over voted ballots, 0 overvotes, 33 undervotes)**

Yes	561	53.18%
No	494	46.82%
Total	1055	100.00%
Overvotes	0	
Undervotes	33	

**Precinct Committee Person - Democrat - 36 Findley Bend (DEM) (Vote for 10)**

**260 ballots (1 over voted ballots, 10 overvotes, 2442 undervotes)**

Rhonda Lawrence	129	87.16%
Write-in	7	4.73%
Write-in	2	1.35%
Write-in	2	1.35%
Write-in	2	1.35%
Write-in	2	1.35%
Write-in	1	0.68%
Write-in	1	0.68%
Write-in	1	0.68%
Write-in	1	0.68%
Write-in	0	0.00%
Total	148	100.00%
Overvotes	10	
Undervotes	2442	

**Precinct Committee Person - Republican - 36 Findley Bend (REP) (Vote for 10)**

**596 ballots (1 over voted ballots, 10 overvotes, 3606 undervotes)**

Richard L Reaza	243	10.37%
Deborah K Reaza	241	10.28%
James William Reese	247	10.54%
Nancy L Reese	254	10.84%
Ron Ruby	247	10.54%
Larry J West	257	10.96%
Cheryl Bateman-Hartin	252	10.75%
Andreas J Blech	247	10.54%
Mary Berns	249	10.62%
Write-in	67	2.86%
Write-in	10	0.43%
Write-in	6	0.26%
Write-in	5	0.21%
Write-in	4	0.17%

Statement of Votes Cast by Geography  
 Josephine, Primary 2022, May 17, 2022  
 Certified Precinct Level Results 6-10-2022

All Precincts, All Districts, All Counter Groups, All ScanStations, All Contests, All Boxes  
 Total Ballots Cast: 28921

Choice	Votes	Vote %
Write-in	4	0.17%
Write-in	3	0.13%
Write-in	3	0.13%
Write-in	3	0.13%
Write-in	2	0.09%
Total	2344	100.00%
Overvotes	10	
Undervotes	3606	

**Precinct 37**

**US Senator (DEM) (Vote for 1)**

**196 ballots (0 over voted ballots, 0 overvotes, 16 undervotes)**

Ron Wyden	146	81.11%
Brent Thompson	14	7.78%
William E Barlow III	11	6.11%
Write-in	9	5.00%
Total	180	100.00%
Overvotes	0	
Undervotes	16	

**US Senator (REP) (Vote for 1)**

**316 ballots (0 over voted ballots, 0 overvotes, 34 undervotes)**

Darin Harbick	69	24.47%
Sam Palmer	40	14.18%
Jo Rae Perkins	98	34.75%
Christopher C Christensen	20	7.09%
Ibra A Taher	7	2.48%
Robert M Fleming	0	0.00%
Jason Beebe	48	17.02%
Write-in	0	0.00%
Total	282	100.00%
Overvotes	0	
Undervotes	34	

**US Representative, 2nd District (DEM) (Vote for 1)**

**196 ballots (0 over voted ballots, 0 overvotes, 66 undervotes)**

Adam Prine	34	26.15%
Joe Yetter	90	69.23%
Write-in	6	4.62%
Total	130	100.00%
Overvotes	0	
Undervotes	66	

**US Representative, 2nd District (REP) (Vote for 1)**

**316 ballots (0 over voted ballots, 0 overvotes, 41 undervotes)**

Mark Cavener	105	38.18%
Katherine M Gallant	17	6.18%
Cliff S Bentz	153	55.64%
Write-in	0	0.00%
Total	275	100.00%
Overvotes	0	
Undervotes	41	

**Governor (DEM) (Vote for 1)**

**196 ballots (0 over voted ballots, 0 overvotes, 17 undervotes)**

Tobias Read	55	30.73%
John Sweeney	3	1.68%
Patrick E Starnes	5	2.79%
Dave W Stauffer	4	2.23%
Peter W Hall	1	0.56%
Genevieve Wilson H	4	2.23%
Keisha Lanell Merchant	0	0.00%

Statement of Votes Cast by Geography  
Josephine, Primary 2022, May 17, 2022  
Certified Precinct Level Results 6-10-2022

Page: 133 of 171

All Precincts, All Districts, All Counter Groups, All ScanStations, All Contests, All Boxes  
Total Ballots Cast: 28921

Choice	Votes	Vote %
Michael Cross	1	0.56%
George L Carrillo	3	1.68%
Tina Kotek	77	43.02%
Michael Trimble	0	0.00%
Ifeanyichukwu C Diru	1	0.56%
Wilson R Bright	0	0.00%
Julian Bell	3	1.68%
David Beem	0	0.00%
Write-in	22	12.29%
Total	179	100.00%
Overvotes	0	
Undervotes	17	

**Governor (REP) (Vote for 1)**

**316 ballots (0 over voted ballots, 0 overvotes, 15 undervotes)**

Amber R Richardson	4	1.33%
Bill Sizemore	10	3.32%
Stefan G Strek (Stregoi)	0	0.00%
Nick Hess	1	0.33%
John G Presco	0	0.00%
Bud Pierce	8	2.66%
Stan Pulliam	27	8.97%
Kerry McQuisten	33	10.96%
Tim McCloud	2	0.66%
Brandon C Merritt	1	0.33%
Reed Christensen	5	1.66%
Jessica Gomez	4	1.33%
Marc Thielman	29	9.63%
Bob Tiernan	81	26.91%
Christine Drazan	50	16.61%
Court Boice	4	1.33%
Bridget Barton	39	12.96%
Raymond Baldwin	0	0.00%
David A Burch	0	0.00%
Write-in	3	1.00%
Total	301	100.00%
Overvotes	0	
Undervotes	15	

**State Representative, 3rd District (DEM) (Vote for 1)**

**196 ballots (0 over voted ballots, 0 overvotes, 76 undervotes)**

Brady W Keister	114	95.00%
Write-in	6	5.00%
Total	120	100.00%
Overvotes	0	
Undervotes	76	

**State Representative, 3rd District (REP) (Vote for 1)**

**316 ballots (0 over voted ballots, 0 overvotes, 102 undervotes)**

Lily Morgan	204	95.33%
Write-in	10	4.67%
Total	214	100.00%
Overvotes	0	
Undervotes	102	

**Commissioner of the Bureau of Labor and Industries (Vote for 1)**

**743 ballots (0 over voted ballots, 0 overvotes, 198 undervotes)**

Christina E Stephenson	177	32.48%
Cheri Helt	148	27.16%
Chris Henry	10	1.83%
Robert Neuman	16	2.94%
Casey M Kulla	76	13.94%
Brent T Barker	100	18.35%



Statement of Votes Cast by Geography  
Josephine, Primary 2022, May 17, 2022  
Certified Precinct Level Results 6-10-2022

Page: 134 of 171

All Precincts, All Districts, All Counter Groups, All ScanStations, All Contests, All Boxes  
Total Ballots Cast: 28921

---

Choice	Votes	Vote %
Aaron R Baca	12	2.20%
Write-in	6	1.10%
Total	545	100.00%
Overvotes	0	
Undervotes	198	

**Judge of the Supreme Court, Position 6 (Vote for 1)**

**743 ballots (0 over voted ballots, 0 overvotes, 396 undervotes)**

Roger J DeHoog	333	95.97%
Write-in	14	4.03%
Total	347	100.00%
Overvotes	0	
Undervotes	396	

**Judge of the Court of Appeals, Position 3 (Vote for 1)**

**743 ballots (0 over voted ballots, 0 overvotes, 193 undervotes)**

Darleen Ortega	242	44.00%
Vance Day	303	55.09%
Write-in	5	0.91%
Total	550	100.00%
Overvotes	0	
Undervotes	193	

**Judge of the Court of Appeals, Position 5 (Vote for 1)**

**743 ballots (0 over voted ballots, 0 overvotes, 380 undervotes)**

Scott A Shorr	349	96.14%
Write-in	14	3.86%
Total	363	100.00%
Overvotes	0	
Undervotes	380	

**Judge of the Court of Appeals, Position 8 (Vote for 1)**

**743 ballots (0 over voted ballots, 0 overvotes, 384 undervotes)**

Ramón A Pagán	343	95.54%
Write-in	16	4.46%
Total	359	100.00%
Overvotes	0	
Undervotes	384	

**County Commissioner, Position 1 (Vote for 1)**

**743 ballots (0 over voted ballots, 0 overvotes, 94 undervotes)**

Gary Richardson	77	11.86%
Mark F Jones	35	5.39%
Mark J Seligman	53	8.17%
Neigel Von Hruska	58	8.94%
James Day Ward Iii	4	0.62%
John West	262	40.37%
Brian De La Grange	145	22.34%
Jordan DeHarty	10	1.54%
Write-in	5	0.77%
Total	649	100.00%
Overvotes	0	
Undervotes	94	

**County Legal Counsel (Vote for 1)**

**743 ballots (0 over voted ballots, 0 overvotes, 360 undervotes)**

Wally Hicks	365	95.30%
Write-in	18	4.70%

Statement of Votes Cast by Geography  
Josephine, Primary 2022, May 17, 2022  
Certified Precinct Level Results 6-10-2022

All Precincts, All Districts, All Counter Groups, All ScanStations, All Contests, All Boxes  
Total Ballots Cast: 28921

Choice	Votes	Vote %
Total	383	100.00%
Overvotes	0	
Undervotes	360	

**17-105 Repeal of Josephine County Ordinance 2021-002 (Vote for 1)**  
**743 ballots (0 over voted ballots, 0 overvotes, 18 undervotes)**

Yes	515	71.03%
No	210	28.97%
Total	725	100.00%
Overvotes	0	
Undervotes	18	

**17-106 Advisory question on Becoming Part of Idaho (Vote for 1)**  
**743 ballots (0 over voted ballots, 0 overvotes, 13 undervotes)**

Yes	365	50.00%
No	365	50.00%
Total	730	100.00%
Overvotes	0	
Undervotes	13	

**Precinct Committee Person - Democrat - 37 Selma (DEM) (Vote for 6)**  
**196 ballots (0 over voted ballots, 0 overvotes, 969 undervotes)**

Jerry Allen	95	45.89%
David Bianco	75	36.23%
Write-in	10	4.83%
Write-in	7	3.38%
Write-in	5	2.42%
Write-in	5	2.42%
Write-in	5	2.42%
Write-in	5	2.42%
Total	207	100.00%
Overvotes	0	
Undervotes	969	

**Precinct Committee Person - Republican - 37 Selma (REP) (Vote for 6)**  
**316 ballots (0 over voted ballots, 0 overvotes, 1865 undervotes)**

Write-in	14	45.16%
Write-in	5	16.13%
Write-in	4	12.90%
Write-in	4	12.90%
Write-in	2	6.45%
Write-in	2	6.45%
Total	31	100.00%
Overvotes	0	
Undervotes	1865	

**Precinct 38**

**US Senator (DEM) (Vote for 1)**  
**331 ballots (0 over voted ballots, 0 overvotes, 9 undervotes)**

Ron Wyden	278	86.34%
Brent Thompson	15	4.66%
William E Barlow III	26	8.07%
Write-in	3	0.93%
Total	322	100.00%
Overvotes	0	
Undervotes	9	

**US Senator (REP) (Vote for 1)**  
**725 ballots (0 over voted ballots, 0 overvotes, 64 undervotes)**

Darin Harbick	181	27.38%
Sam Palmer	77	11.65%

Statement of Votes Cast by Geography  
 Josephine, Primary 2022, May 17, 2022  
 Certified Precinct Level Results 6-10-2022

All Precincts, All Districts, All Counter Groups, All ScanStations, All Contests, All Boxes  
 Total Ballots Cast: 28921

Choice	Votes	Vote %
Jo Rae Perkins	247	37.37%
Christopher C Christensen	42	6.35%
Ibra A Taher	13	1.97%
Robert M Fleming	15	2.27%
Jason Beebe	80	12.10%
Write-in	6	0.91%
Total	661	100.00%
Overvotes	0	
Undervotes	64	

**US Representative, 2nd District (DEM) (Vote for 1)**

**331 ballots (0 over voted ballots, 0 overvotes, 76 undervotes)**

Adam Prine	62	24.31%
Joe Yetter	187	73.33%
Write-in	6	2.35%
Total	255	100.00%
Overvotes	0	
Undervotes	76	

**US Representative, 2nd District (REP) (Vote for 1)**

**725 ballots (0 over voted ballots, 0 overvotes, 67 undervotes)**

Mark Cavener	137	20.82%
Katherine M Gallant	29	4.41%
Cliff S Bentz	487	74.01%
Write-in	5	0.76%
Total	658	100.00%
Overvotes	0	
Undervotes	67	

**Governor (DEM) (Vote for 1)**

**331 ballots (0 over voted ballots, 0 overvotes, 27 undervotes)**

Tobias Read	131	43.09%
John Sweeney	3	0.99%
Patrick E Starnes	8	2.63%
Dave W Stauffer	0	0.00%
Peter W Hall	1	0.33%
Genevieve Wilson H	4	1.32%
Keisha Lanell Merchant	1	0.33%
Michael Cross	2	0.66%
George L Carrillo	3	0.99%
Tina Kotek	121	39.80%
Michael Trimble	0	0.00%
Ifeanyichukwu C Diru	1	0.33%
Wilson R Bright	4	1.32%
Julian Bell	6	1.97%
David Beem	2	0.66%
Write-in	17	5.59%
Total	304	100.00%
Overvotes	0	
Undervotes	27	

**Governor (REP) (Vote for 1)**

**725 ballots (0 over voted ballots, 0 overvotes, 20 undervotes)**

Amber R Richardson	5	0.71%
Bill Sizemore	37	5.25%
Stefan G Strek (Stregoi)	0	0.00%
Nick Hess	6	0.85%
John G Presco	0	0.00%
Bud Pierce	29	4.11%
Stan Pulliam	47	6.67%
Kerry McQuisten	48	6.81%
Tim McCloud	3	0.43%
Brandon C Merritt	8	1.13%

Statement of Votes Cast by Geography  
Josephine, Primary 2022, May 17, 2022  
Certified Precinct Level Results 6-10-2022

All Precincts, All Districts, All Counter Groups, All ScanStations, All Contests, All Boxes

Total Ballots Cast: 28921

Choice	Votes	Vote %
Reed Christensen	9	1.28%
Jessica Gomez	15	2.13%
Marc Thielman	64	9.08%
Bob Tiernan	148	20.99%
Christine Drazan	158	22.41%
Court Boice	15	2.13%
Bridget Barton	102	14.47%
Raymond Baldwin	1	0.14%
David A Burch	1	0.14%
Write-in	9	1.28%
Total	705	100.00%
Overvotes	0	
Undervotes	20	

**State Representative, 3rd District (DEM) (Vote for 1)**

**331 ballots (0 over voted ballots, 0 overvotes, 102 undervotes)**

Brady W Keister	224	97.82%
Write-in	5	2.18%
Total	229	100.00%
Overvotes	0	
Undervotes	102	

**State Representative, 3rd District (REP) (Vote for 1)**

**725 ballots (0 over voted ballots, 0 overvotes, 200 undervotes)**

Lily Morgan	514	97.90%
Write-in	11	2.10%
Total	525	100.00%
Overvotes	0	
Undervotes	200	

**Commissioner of the Bureau of Labor and Industries (Vote for 1)**

**1455 ballots (0 over voted ballots, 0 overvotes, 358 undervotes)**

Christina E Stephenson	347	31.63%
Cheri Helt	283	25.80%
Chris Henry	26	2.37%
Robert Neuman	49	4.47%
Casey M Kulla	166	15.13%
Brent T Barker	198	18.05%
Aaron R Baca	19	1.73%
Write-in	9	0.82%
Total	1097	100.00%
Overvotes	0	
Undervotes	358	

**Judge of the Supreme Court, Position 6 (Vote for 1)**

**1455 ballots (0 over voted ballots, 0 overvotes, 711 undervotes)**

Roger J DeHoog	722	97.04%
Write-in	22	2.96%
Total	744	100.00%
Overvotes	0	
Undervotes	711	

**Judge of the Court of Appeals, Position 3 (Vote for 1)**

**1455 ballots (0 over voted ballots, 0 overvotes, 372 undervotes)**

Darleen Ortega	503	46.45%
Vance Day	571	52.72%
Write-in	9	0.83%
Total	1083	100.00%
Overvotes	0	
Undervotes	372	

Statement of Votes Cast by Geography  
 Josephine, Primary 2022, May 17, 2022  
 Certified Precinct Level Results 6-10-2022  
 All Precincts, All Districts, All Counter Groups, All ScanStations, All Contests, All Boxes  
 Total Ballots Cast: 28921

Choice	Votes	Vote %
<b>Judge of the Court of Appeals, Position 5 (Vote for 1)</b>		
<b>1455 ballots (0 over voted ballots, 0 overvotes, 680 undervotes)</b>		
Scott A Shorr	753	97.16%
Write-in	22	2.84%
Total	775	100.00%
Overvotes	0	
Undervotes	680	
<b>Judge of the Court of Appeals, Position 8 (Vote for 1)</b>		
<b>1455 ballots (0 over voted ballots, 0 overvotes, 701 undervotes)</b>		
Ramón A Pagán	727	96.42%
Write-in	27	3.58%
Total	754	100.00%
Overvotes	0	
Undervotes	701	
<b>County Commissioner, Position 1 (Vote for 1)</b>		
<b>1455 ballots (3 over voted ballots, 3 overvotes, 133 undervotes)</b>		
Gary Richardson	199	15.09%
Mark F Jones	68	5.16%
Mark J Seligman	78	5.91%
Neigel Von Hruska	17	1.29%
James Day Ward Iii	17	1.29%
John West	522	39.58%
Brian De La Grange	399	30.25%
Jordan DeHarty	9	0.68%
Write-in	10	0.76%
Total	1319	100.00%
Overvotes	3	
Undervotes	133	
<b>County Legal Counsel (Vote for 1)</b>		
<b>1455 ballots (0 over voted ballots, 0 overvotes, 596 undervotes)</b>		
Wally Hicks	827	96.27%
Write-in	32	3.73%
Total	859	100.00%
Overvotes	0	
Undervotes	596	
<b>17-105 Repeal of Josephine County Ordinance 2021-002 (Vote for 1)</b>		
<b>1455 ballots (0 over voted ballots, 0 overvotes, 36 undervotes)</b>		
Yes	847	59.69%
No	572	40.31%
Total	1419	100.00%
Overvotes	0	
Undervotes	36	
<b>17-106 Advisory question on Becoming Part of Idaho (Vote for 1)</b>		
<b>1455 ballots (0 over voted ballots, 0 overvotes, 48 undervotes)</b>		
Yes	690	49.04%
No	717	50.96%
Total	1407	100.00%
Overvotes	0	
Undervotes	48	
<b>Precinct Committee Person - Democrat - 38 Slate Creek (DEM) (Vote for 13)</b>		
<b>331 ballots (0 over voted ballots, 0 overvotes, 4097 undervotes)</b>		
Brady W Keister	177	85.92%
Write-in	6	2.91%
Write-in	4	1.94%
Write-in	4	1.94%

Statement of Votes Cast by Geography  
 Josephine, Primary 2022, May 17, 2022  
 Certified Precinct Level Results 6-10-2022

All Precincts, All Districts, All Counter Groups, All ScanStations, All Contests, All Boxes

Total Ballots Cast: 28921

Choice	Votes	Vote %
Write-in	3	1.46%
Write-in	2	0.97%
Write-in	2	0.97%
Write-in	2	0.97%
Write-in	1	0.49%
Write-in	1	0.49%
Write-in	1	0.49%
Write-in	1	0.49%
Write-in	1	0.49%
Write-in	1	0.49%
Total	206	100.00%
Overvotes	0	
Undervotes	4097	

**Precinct Committee Person - Republican - 38 Slate Creek (REP) (Vote for 13)**  
**725 ballots (1 over voted ballots, 13 overvotes, 8310 undervotes)**

Michael C Stubbs	258	23.41%
Matthew Morsa	259	23.50%
Susan Cabrera	261	23.68%
Candy Kaiser	272	24.68%
Write-in	29	2.63%
Write-in	12	1.09%
Write-in	6	0.54%
Write-in	2	0.18%
Write-in	2	0.18%
Write-in	0	0.00%
Write-in	0	0.00%
Write-in	0	0.00%
Write-in	0	0.00%
Write-in	0	0.00%
Write-in	0	0.00%
Write-in	0	0.00%
Write-in	1	0.09%
Total	1102	100.00%
Overvotes	13	
Undervotes	8310	

**Precinct 39**

**US Senator (DEM) (Vote for 1)**  
**181 ballots (0 over voted ballots, 0 overvotes, 10 undervotes)**

Ron Wyden	145	84.80%
Brent Thompson	7	4.09%
William E Barlow III	15	8.77%
Write-in	4	2.34%
Total	171	100.00%
Overvotes	0	
Undervotes	10	

**US Senator (REP) (Vote for 1)**  
**461 ballots (0 over voted ballots, 0 overvotes, 58 undervotes)**

Darin Harbick	117	29.03%
Sam Palmer	32	7.94%
Jo Rae Perkins	181	44.91%
Christopher C Christensen	16	3.97%
Ibra A Taher	14	3.47%
Robert M Fleming	6	1.49%
Jason Beebe	32	7.94%
Write-in	5	1.24%
Total	403	100.00%
Overvotes	0	
Undervotes	58	

Statement of Votes Cast by Geography  
 Josephine, Primary 2022, May 17, 2022  
 Certified Precinct Level Results 6-10-2022  
 All Precincts, All Districts, All Counter Groups, All ScanStations, All Contests, All Boxes  
 Total Ballots Cast: 28921

Choice	Votes	Vote %
<b>US Representative, 2nd District (DEM) (Vote for 1)</b>		
<b>181 ballots (0 over voted ballots, 0 overvotes, 40 undervotes)</b>		
Adam Prine	41	29.08%
Joe Yetter	98	69.50%
Write-in	2	1.42%
Total	141	100.00%
Overvotes	0	
Undervotes	40	

<b>US Representative, 2nd District (REP) (Vote for 1)</b>		
<b>461 ballots (0 over voted ballots, 0 overvotes, 64 undervotes)</b>		
Mark Cavener	83	20.91%
Katherine M Gallant	24	6.05%
Cliff S Bentz	288	72.54%
Write-in	2	0.50%
Total	397	100.00%
Overvotes	0	
Undervotes	64	

<b>Governor (DEM) (Vote for 1)</b>		
<b>181 ballots (0 over voted ballots, 0 overvotes, 14 undervotes)</b>		
Tobias Read	75	44.91%
John Sweeney	3	1.80%
Patrick E Starnes	5	2.99%
Dave W Stauffer	3	1.80%
Peter W Hall	0	0.00%
Genevieve Wilson H	4	2.40%
Keisha Lanell Merchant	1	0.60%
Michael Cross	0	0.00%
George L Carrillo	2	1.20%
Tina Kotek	59	35.33%
Michael Trimble	1	0.60%
Ifeanyichukwu C Diru	0	0.00%
Wilson R Bright	0	0.00%
Julian Bell	5	2.99%
David Beem	0	0.00%
Write-in	9	5.39%
Total	167	100.00%
Overvotes	0	
Undervotes	14	

<b>Governor (REP) (Vote for 1)</b>		
<b>461 ballots (0 over voted ballots, 0 overvotes, 14 undervotes)</b>		
Amber R Richardson	2	0.45%
Bill Sizemore	14	3.13%
Stefan G Strek (Stregoi)	0	0.00%
Nick Hess	3	0.67%
John G Presco	0	0.00%
Bud Pierce	20	4.47%
Stan Pulliam	32	7.16%
Kerry McQuisten	34	7.61%
Tim McCloud	2	0.45%
Brandon C Merritt	8	1.79%
Reed Christensen	2	0.45%
Jessica Gomez	7	1.57%
Marc Thielman	31	6.94%
Bob Tiernan	100	22.37%
Christine Drazan	106	23.71%
Court Boice	2	0.45%
Bridget Barton	75	16.78%
Raymond Baldwin	0	0.00%
David A Burch	0	0.00%
Write-in	9	2.01%

Statement of Votes Cast by Geography  
Josephine, Primary 2022, May 17, 2022  
Certified Precinct Level Results 6-10-2022

Page: 141 of 171

All Precincts, All Districts, All Counter Groups, All ScanStations, All Contests, All Boxes

Total Ballots Cast: 28921

---

Choice	Votes	Vote %
Total	447	100.00%
Overvotes	0	
Undervotes	14	

---

**State Representative, 4th District (DEM) (Vote for 1)**

**181 ballots (0 over voted ballots, 0 overvotes, 177 undervotes)**

Write-in	4	100.00%
Total	4	100.00%
Overvotes	0	
Undervotes	177	

**State Representative, 4th District (REP) (Vote for 1)**

**461 ballots (0 over voted ballots, 0 overvotes, 150 undervotes)**

Christine Goodwin	305	98.07%
Write-in	6	1.93%
Total	311	100.00%
Overvotes	0	
Undervotes	150	

**Commissioner of the Bureau of Labor and Industries (Vote for 1)**

**824 ballots (0 over voted ballots, 0 overvotes, 221 undervotes)**

Christina E Stephenson	184	30.51%
Cheri Helt	205	34.00%
Chris Henry	9	1.49%
Robert Neuman	28	4.64%
Casey M Kulla	63	10.45%
Brent T Barker	101	16.75%
Aaron R Baca	11	1.82%
Write-in	2	0.33%
Total	603	100.00%
Overvotes	0	
Undervotes	221	

**Judge of the Supreme Court, Position 6 (Vote for 1)**

**824 ballots (0 over voted ballots, 0 overvotes, 419 undervotes)**

Roger J DeHoog	390	96.30%
Write-in	15	3.70%
Total	405	100.00%
Overvotes	0	
Undervotes	419	

**Judge of the Court of Appeals, Position 3 (Vote for 1)**

**824 ballots (0 over voted ballots, 0 overvotes, 196 undervotes)**

Darleen Ortega	266	42.36%
Vance Day	361	57.48%
Write-in	1	0.16%
Total	628	100.00%
Overvotes	0	
Undervotes	196	

**Judge of the Court of Appeals, Position 5 (Vote for 1)**

**824 ballots (0 over voted ballots, 0 overvotes, 413 undervotes)**

Scott A Shorr	407	99.03%
Write-in	4	0.97%
Total	411	100.00%
Overvotes	0	
Undervotes	413	

**Judge of the Court of Appeals, Position 8 (Vote for 1)**

**824 ballots (0 over voted ballots, 0 overvotes, 428 undervotes)**

Ramón A Pagán	388	97.98%
---------------	-----	--------



Statement of Votes Cast by Geography  
 Josephine, Primary 2022, May 17, 2022  
 Certified Precinct Level Results 6-10-2022  
 All Precincts, All Districts, All Counter Groups, All ScanStations, All Contests, All Boxes  
 Total Ballots Cast: 28921

Choice	Votes	Vote %
Write-in	8	2.02%
Total	396	100.00%
Overvotes	0	
Undervotes	428	

**County Commissioner, Position 1 (Vote for 1)**

**824 ballots (1 over voted ballots, 1 overvotes, 85 undervotes)**

Gary Richardson	109	14.77%
Mark F Jones	43	5.83%
Mark J Sellgman	21	2.85%
Neigel Von Hruska	9	1.22%
James Day Ward Iii	8	1.08%
John West	315	42.68%
Brian De La Grange	227	30.76%
Jordan DeHarty	6	0.81%
Write-in	0	0.00%
Total	738	100.00%
Overvotes	1	
Undervotes	85	

**County Legal Counsel (Vote for 1)**

**824 ballots (0 over voted ballots, 0 overvotes, 349 undervotes)**

Wally Hicks	463	97.47%
Write-in	12	2.53%
Total	475	100.00%
Overvotes	0	
Undervotes	349	

**17-105 Repeal of Josephine County Ordinance 2021-002 (Vote for 1)**

**824 ballots (0 over voted ballots, 0 overvotes, 37 undervotes)**

Yes	475	60.36%
No	312	39.64%
Total	787	100.00%
Overvotes	0	
Undervotes	37	

**17-106 Advisory question on Becoming Part of Idaho (Vote for 1)**

**824 ballots (0 over voted ballots, 0 overvotes, 28 undervotes)**

Yes	411	51.63%
No	385	48.37%
Total	796	100.00%
Overvotes	0	
Undervotes	28	

**Precinct Committee Person - Democrat - 39 Lucky Queen (DEM) (Vote for 6)**

**181 ballots (0 over voted ballots, 0 overvotes, 717 undervotes)**

Brian Clark	93	25.20%
Richard (Rick) Flora	84	22.76%
Kelly Deichler	91	24.66%
Fred Deichler	82	22.22%
Write-in	11	2.98%
Write-in	8	2.17%
Write-in	0	0.00%
Write-in	0	0.00%
Write-in	0	0.00%
Write-in	0	0.00%
Total	369	100.00%
Overvotes	0	
Undervotes	717	

Statement of Votes Cast by Geography  
Josephine, Primary 2022, May 17, 2022  
Certified Precinct Level Results 6-10-2022

Page: 143 of 171

All Precincts, All Districts, All Counter Groups, All ScanStations, All Contests, All Boxes

Total Ballots Cast: 28921

Choice	Votes	Vote %
<b>Precinct Committee Person - Republican - 39 Lucky Queen (REP) (Vote for 6)</b>		
<b>461 ballots (0 over voted ballots, 0 overvotes, 1461 undervotes)</b>		
Jonathan Aslakson	220	16.86%
James V Siano Sr	209	16.02%
Holli Morton	218	16.70%
Terri Millard	225	17.24%
Donna Nicely	205	15.71%
Marla Kasdorf	214	16.40%
Write-in	7	0.54%
Write-in	3	0.23%
Write-in	1	0.08%
Write-in	1	0.08%
Write-in	1	0.08%
Write-in	1	0.08%
Total	1305	100.00%
Overvotes	0	
Undervotes	1461	

**Precinct 40**

**US Senator (DEM) (Vote for 1)**

**170 ballots (0 over voted ballots, 0 overvotes, 13 undervotes)**

Ron Wyden	136	86.62%
Brent Thompson	4	2.55%
William E Barlow III	15	9.55%
Write-in	2	1.27%
Total	157	100.00%
Overvotes	0	
Undervotes	13	

**US Senator (REP) (Vote for 1)**

**158 ballots (0 over voted ballots, 0 overvotes, 21 undervotes)**

Darin Harbick	42	30.66%
Sam Palmer	22	16.06%
Jo Rae Perkins	46	33.58%
Christopher C Christensen	11	8.03%
Ibra A Taher	2	1.46%
Robert M Fleming	1	0.73%
Jason Beebe	10	7.30%
Write-in	3	2.19%
Total	137	100.00%
Overvotes	0	
Undervotes	21	

**US Representative, 2nd District (DEM) (Vote for 1)**

**170 ballots (0 over voted ballots, 0 overvotes, 53 undervotes)**

Adam Prine	34	29.06%
Joe Yetter	81	69.23%
Write-in	2	1.71%
Total	117	100.00%
Overvotes	0	
Undervotes	53	

**US Representative, 2nd District (REP) (Vote for 1)**

**158 ballots (0 over voted ballots, 0 overvotes, 29 undervotes)**

Mark Cavener	36	27.91%
Katherine M Gallant	6	4.65%
Cliff S Bentz	85	65.89%
Write-in	2	1.55%
Total	129	100.00%
Overvotes	0	
Undervotes	29	

Statement of Votes Cast by Geography  
 Josephine, Primary 2022, May 17, 2022  
 Certified Precinct Level Results 6-10-2022  
 All Precincts, All Districts, All Counter Groups, All ScanStations, All Contests, All Boxes  
 Total Ballots Cast: 28921

Choice	Votes	Vote %
<b>Governor (DEM) (Vote for 1)</b>		
<b>170 ballots (0 over voted ballots, 0 overvotes, 13 undervotes)</b>		
Tobias Read	60	38.22%
John Sweeney	3	1.91%
Patrick E Starnes	7	4.46%
Dave W Stauffer	1	0.64%
Peter W Hall	1	0.64%
Genevieve Wilson H	1	0.64%
Keisha Lanell Merchant	1	0.64%
Michael Cross	0	0.00%
George L Carrillo	1	0.64%
Tina Koteck	71	45.22%
Michael Trimble	2	1.27%
Ifeanyichukwu C Diru	0	0.00%
Wilson R Bright	1	0.64%
Julian Bell	1	0.64%
David Beem	0	0.00%
Write-in	7	4.46%
Total	157	100.00%
Overvotes	0	
Undervotes	13	

**Governor (REP) (Vote for 1)**  
**157 ballots (0 over voted ballots, 0 overvotes, 14 undervotes)**

Amber R Richardson	0	0.00%
Bill Sizemore	0	0.00%
Stefan G Strek (Stregoi)	0	0.00%
Nick Hess	1	0.70%
John G Presco	1	0.70%
Bud Pierce	5	3.50%
Stan Pulliam	17	11.89%
Kerry McQuisten	7	4.90%
Tim McCloud	2	1.40%
Brandon C Merritt	0	0.00%
Reed Christensen	2	1.40%
Jessica Gomez	1	0.70%
Marc Thielman	10	6.99%
Bob Tierman	33	23.08%
Christine Drazan	31	21.68%
Court Boice	3	2.10%
Bridget Barton	24	16.78%
Raymond Baldwin	1	0.70%
David A Burch	0	0.00%
Write-in	5	3.50%
Total	143	100.00%
Overvotes	0	
Undervotes	14	

**State Representative, 3rd District (DEM) (Vote for 1)**  
**170 ballots (0 over voted ballots, 0 overvotes, 80 undervotes)**

Brady W Keister	87	96.67%
Write-in	3	3.33%
Total	90	100.00%
Overvotes	0	
Undervotes	80	

**State Representative, 3rd District (REP) (Vote for 1)**  
**157 ballots (0 over voted ballots, 0 overvotes, 46 undervotes)**

Lily Morgan	106	95.50%
Write-in	5	4.50%

Statement of Votes Cast by Geography  
Josephine, Primary 2022, May 17, 2022  
Certified Precinct Level Results 6-10-2022

All Precincts, All Districts, All Counter Groups, All ScanStations, All Contests, All Boxes

Total Ballots Cast: 28921

Choice	Votes	Vote %
Total	111	100.00%
Overvotes	0	
Undervotes	46	

**Commissioner of the Bureau of Labor and Industries (Vote for 1)**

**416 ballots (0 over voted ballots, 0 overvotes, 140 undervotes)**

Christina E Stephenson	125	45.29%
Cheri Helt	63	22.83%
Chris Henry	9	3.26%
Robert Neuman	10	3.62%
Casey M Kulla	35	12.68%
Brent T Barker	30	10.87%
Aaron R Baca	1	0.36%
Write-in	3	1.09%
Total	276	100.00%
Overvotes	0	
Undervotes	140	

**Judge of the Supreme Court, Position 6 (Vote for 1)**

**416 ballots (0 over voted ballots, 0 overvotes, 216 undervotes)**

Roger J DeHoog	194	97.00%
Write-in	6	3.00%
Total	200	100.00%
Overvotes	0	
Undervotes	216	

**Judge of the Court of Appeals, Position 3 (Vote for 1)**

**416 ballots (0 over voted ballots, 0 overvotes, 118 undervotes)**

Darleen Ortega	184	61.74%
Vance Day	113	37.92%
Write-in	1	0.34%
Total	298	100.00%
Overvotes	0	
Undervotes	118	

**Judge of the Court of Appeals, Position 5 (Vote for 1)**

**416 ballots (0 over voted ballots, 0 overvotes, 217 undervotes)**

Scott A Shorr	196	98.49%
Write-in	3	1.51%
Total	199	100.00%
Overvotes	0	
Undervotes	217	

**Judge of the Court of Appeals, Position 8 (Vote for 1)**

**416 ballots (0 over voted ballots, 0 overvotes, 219 undervotes)**

Ramón A Pagán	193	97.97%
Write-in	4	2.03%
Total	197	100.00%
Overvotes	0	
Undervotes	219	

**County Commissioner, Position 1 (Vote for 1)**

**416 ballots (0 over voted ballots, 0 overvotes, 52 undervotes)**

Gary Richardson	81	22.25%
Mark F Jones	14	3.85%
Mark J Seligman	23	6.32%
Neigel Von Hruska	1	0.27%
James Day Ward Iii	0	0.00%
John West	78	21.43%
Brian De La Grange	163	44.78%
Jordan DeHarty	2	0.55%

Statement of Votes Cast by Geography  
 Josephine, Primary 2022, May 17, 2022  
 Certified Precinct Level Results 6-10-2022

All Precincts, All Districts, All Counter Groups, All ScanStations, All Contests, All Boxes  
 Total Ballots Cast: 28921

Choice	Votes	Vote %
Write-in	2	0.55%
Total	364	100.00%
Overvotes	0	
Undervotes	52	

**County Legal Counsel (Vote for 1)**

**416 ballots (0 over voted ballots, 0 overvotes, 218 undervotes)**

Wally Hicks	192	96.97%
Write-in	6	3.03%
Total	198	100.00%
Overvotes	0	
Undervotes	218	

**17-105 Repeal of Josephine County Ordinance 2021-002 (Vote for 1)**

**416 ballots (0 over voted ballots, 0 overvotes, 15 undervotes)**

Yes	217	54.11%
No	184	45.89%
Total	401	100.00%
Overvotes	0	
Undervotes	15	

**17-106 Advisory question on Becoming Part of Idaho (Vote for 1)**

**416 ballots (0 over voted ballots, 0 overvotes, 13 undervotes)**

Yes	164	40.69%
No	239	59.31%
Total	403	100.00%
Overvotes	0	
Undervotes	13	

**Precinct Committee Person - Democrat - 40 Williams (DEM) (Vote for 4)**

**170 ballots (0 over voted ballots, 0 overvotes, 676 undervotes)**

Write-in	3	75.00%
Write-in	1	25.00%
Write-in	0	0.00%
Write-in	0	0.00%
Total	4	100.00%
Overvotes	0	
Undervotes	676	

**Precinct Committee Person - Republican - 40 Williams (REP) (Vote for 4)**

**157 ballots (0 over voted ballots, 0 overvotes, 524 undervotes)**

Bill Ertel	96	92.31%
Write-in	4	3.85%
Write-in	2	1.92%
Write-in	2	1.92%
Write-in	0	0.00%
Total	104	100.00%
Overvotes	0	
Undervotes	524	

**Precinct 41**

**US Senator (DEM) (Vote for 1)**

**8 ballots (0 over voted ballots, 0 overvotes, 0 undervotes)**

Ron Wyden	7	87.50%
Brent Thompson	0	0.00%
William E Barlow III	0	0.00%
Write-in	1	12.50%
Total	8	100.00%
Overvotes	0	
Undervotes	0	

Statement of Votes Cast by Geography  
Josephine, Primary 2022, May 17, 2022  
Certified Precinct Level Results 6-10-2022

All Precincts, All Districts, All Counter Groups, All ScanStations, All Contests, All Boxes  
Total Ballots Cast: 28921

Choice	Votes	Vote %
<b>US Senator (REP) (Vote for 1)</b>		
<b>29 ballots (0 over voted ballots, 0 overvotes, 4 undervotes)</b>		
Darin Harbick	15	60.00%
Sam Palmer	0	0.00%
Jo Rae Perkins	6	24.00%
Christopher C Christensen	0	0.00%
Ibra A Taher	0	0.00%
Robert M Fleming	0	0.00%
Jason Beebe	4	16.00%
Write-in	0	0.00%
Total	25	100.00%
Overvotes	0	
Undervotes	4	
<b>US Representative, 2nd District (DEM) (Vote for 1)</b>		
<b>8 ballots (0 over voted ballots, 0 overvotes, 1 undervotes)</b>		
Adam Prine	0	0.00%
Joe Yetter	6	85.71%
Write-in	1	14.29%
Total	7	100.00%
Overvotes	0	
Undervotes	1	
<b>US Representative, 2nd District (REP) (Vote for 1)</b>		
<b>29 ballots (0 over voted ballots, 0 overvotes, 7 undervotes)</b>		
Mark Cavener	4	18.18%
Katherine M Gallant	3	13.64%
Cliff S Bentz	15	68.18%
Write-in	0	0.00%
Total	22	100.00%
Overvotes	0	
Undervotes	7	
<b>Governor (DEM) (Vote for 1)</b>		
<b>8 ballots (0 over voted ballots, 0 overvotes, 1 undervotes)</b>		
Tobias Read	1	14.29%
John Sweeney	0	0.00%
Patrick E Starnes	0	0.00%
Dave W Stauffer	0	0.00%
Peter W Hall	0	0.00%
Genevieve Wilson H	0	0.00%
Keisha Lanell Merchant	0	0.00%
Michael Cross	0	0.00%
George L Carrillo	0	0.00%
Tina Kotek	5	71.43%
Michael Trimble	0	0.00%
Ifeanyichukwu C Diru	0	0.00%
Wilson R Bright	0	0.00%
Julian Bell	0	0.00%
David Beem	0	0.00%
Write-in	1	14.29%
Total	7	100.00%
Overvotes	0	
Undervotes	1	
<b>Governor (REP) (Vote for 1)</b>		
<b>29 ballots (0 over voted ballots, 0 overvotes, 6 undervotes)</b>		
Amber R Richardson	1	4.35%
Bill Sizemore	0	0.00%
Stefan G Strek (Stregoi)	0	0.00%
Nick Hess	0	0.00%
John G Presco	0	0.00%

Statement of Votes Cast by Geography  
 Josephine, Primary 2022, May 17, 2022  
 Certified Precinct Level Results 6-10-2022

All Precincts, All Districts, All Counter Groups, All ScanStations, All Contests, All Boxes  
 Total Ballots Cast: 28921

Choice	Votes	Vote %
Bud Pierce	1	4.35%
Stan Pulliam	1	4.35%
Kerry McQuisten	0	0.00%
Tim McCloud	0	0.00%
Brandon C Merritt	1	4.35%
Reed Christensen	0	0.00%
Jessica Gomez	0	0.00%
Marc Thielman	4	17.39%
Bob Tiernan	3	13.04%
Christine Drazan	11	47.83%
Court Boice	1	4.35%
Bridget Barton	0	0.00%
Raymond Baldwin	0	0.00%
David A Burch	0	0.00%
Write-in	0	0.00%
Total	23	100.00%
Overvotes	0	
Undervotes	6	

**State Representative, 4th District (DEM) (Vote for 1)**  
**8 ballots (0 over voted ballots, 0 overvotes, 7 undervotes)**

Write-in	1	100.00%
Total	1	100.00%
Overvotes	0	
Undervotes	7	

**State Representative, 4th District (REP) (Vote for 1)**  
**29 ballots (0 over voted ballots, 0 overvotes, 18 undervotes)**

Christine Goodwin	11	100.00%
Write-in	0	0.00%
Total	11	100.00%
Overvotes	0	
Undervotes	18	

**Commissioner of the Bureau of Labor and Industries (Vote for 1)**  
**57 ballots (0 over voted ballots, 0 overvotes, 14 undervotes)**

Christina E Stephenson	9	20.93%
Cheri Helt	10	23.26%
Chris Henry	5	11.63%
Robert Neuman	1	2.33%
Casey M Kulla	5	11.63%
Brent T Barker	13	30.23%
Aaron R Baca	0	0.00%
Write-in	0	0.00%
Total	43	100.00%
Overvotes	0	
Undervotes	14	

**Judge of the Supreme Court, Position 6 (Vote for 1)**  
**57 ballots (0 over voted ballots, 0 overvotes, 30 undervotes)**

Roger J DeHoog	26	96.30%
Write-in	1	3.70%
Total	27	100.00%
Overvotes	0	
Undervotes	30	

**Judge of the Court of Appeals, Position 3 (Vote for 1)**  
**57 ballots (0 over voted ballots, 0 overvotes, 14 undervotes)**

Darleen Ortega	13	30.23%
Vance Day	30	69.77%
Write-in	0	0.00%

Statement of Votes Cast by Geography  
Josephine, Primary 2022, May 17, 2022  
Certified Precinct Level Results 6-10-2022

Page: 149 of 171

All Precincts, All Districts, All Counter Groups, All ScanStations, All Contests, All Boxes  
Total Ballots Cast: 28921

---

Choice	Votes	Vote %
Total	43	100.00%
Overvotes	0	
Undervotes	14	

**Judge of the Court of Appeals, Position 5 (Vote for 1)**  
**57 ballots (0 over voted ballots, 0 overvotes, 29 undervotes)**

Scott A Shorr	27	96.43%
Write-in	1	3.57%
Total	28	100.00%
Overvotes	0	
Undervotes	29	

**Judge of the Court of Appeals, Position 8 (Vote for 1)**  
**57 ballots (0 over voted ballots, 0 overvotes, 30 undervotes)**

Ramón A Pagán	26	96.30%
Write-in	1	3.70%
Total	27	100.00%
Overvotes	0	
Undervotes	30	

**County Commissioner, Position 1 (Vote for 1)**  
**57 ballots (0 over voted ballots, 0 overvotes, 9 undervotes)**

Gary Richardson	9	18.75%
Mark F Jones	0	0.00%
Mark J Seligman	3	6.25%
Neigel Von Hruska	1	2.08%
James Day Ward Iii	0	0.00%
John West	26	54.17%
Brian De La Grange	9	18.75%
Jordan DeHarty	0	0.00%
Write-in	0	0.00%
Total	48	100.00%
Overvotes	0	
Undervotes	9	

**County Legal Counsel (Vote for 1)**  
**57 ballots (0 over voted ballots, 0 overvotes, 26 undervotes)**

Wally Hicks	31	100.00%
Write-in	0	0.00%
Total	31	100.00%
Overvotes	0	
Undervotes	26	

**17-105 Repeal of Josephine County Ordinance 2021-002 (Vote for 1)**  
**57 ballots (0 over voted ballots, 0 overvotes, 3 undervotes)**

Yes	35	64.81%
No	19	35.19%
Total	54	100.00%
Overvotes	0	
Undervotes	3	

**17-106 Advisory question on Becoming Part of Idaho (Vote for 1)**  
**57 ballots (0 over voted ballots, 0 overvotes, 0 undervotes)**

Yes	33	57.89%
No	24	42.11%
Total	57	100.00%
Overvotes	0	
Undervotes	0	



Statement of Votes Cast by Geography  
Josephine, Primary 2022, May 17, 2022  
Certified Precinct Level Results 6-10-2022

Page: 150 of 171

All Precincts, All Districts, All Counter Groups, All ScanStations, All Contests, All Boxes  
Total Ballots Cast: 28921

---

Choice	Votes	Vote %
<b>Precinct Committee Person - Democrat - 41 Colonial (DEM) (Vote for 2)</b>		
<b>8 ballots (0 over voted ballots, 0 overvotes, 15 undervotes)</b>		
Write-in	1	100.00%
Write-in	0	0.00%
Total	1	100.00%
Overvotes	0	
Undervotes	15	

<b>Precinct Committee Person - Republican - 41 Colonial (REP) (Vote for 2)</b>		
<b>29 ballots (0 over voted ballots, 0 overvotes, 57 undervotes)</b>		
Write-in	1	100.00%
Write-in	0	0.00%
Total	1	100.00%
Overvotes	0	
Undervotes	57	

**Precinct 42**

---

<b>US Senator (DEM) (Vote for 1)</b>		
<b>203 ballots (0 over voted ballots, 0 overvotes, 9 undervotes)</b>		
Ron Wyden	150	77.32%
Brent Thompson	15	7.73%
William E Barlow III	22	11.34%
Write-in	7	3.61%
Total	194	100.00%
Overvotes	0	
Undervotes	9	

<b>US Senator (REP) (Vote for 1)</b>		
<b>553 ballots (0 over voted ballots, 0 overvotes, 63 undervotes)</b>		
Darin Harbick	102	20.82%
Sam Palmer	66	13.47%
Jo Rae Perkins	196	40.00%
Christopher C Christensen	42	8.57%
Ibra A Taher	10	2.04%
Robert M Fleming	7	1.43%
Jason Beebe	65	13.27%
Write-in	2	0.41%
Total	490	100.00%
Overvotes	0	
Undervotes	63	

<b>US Representative, 2nd District (DEM) (Vote for 1)</b>		
<b>203 ballots (0 over voted ballots, 0 overvotes, 53 undervotes)</b>		
Adam Prine	41	27.33%
Joe Yetter	104	69.33%
Write-in	5	3.33%
Total	150	100.00%
Overvotes	0	
Undervotes	53	

<b>US Representative, 2nd District (REP) (Vote for 1)</b>		
<b>553 ballots (0 over voted ballots, 0 overvotes, 63 undervotes)</b>		
Mark Cavener	112	22.86%
Katherine M Gallant	28	5.71%
Cliff S Bentz	348	71.02%
Write-in	2	0.41%
Total	490	100.00%
Overvotes	0	
Undervotes	63	

Statement of Votes Cast by Geography  
Josephine, Primary 2022, May 17, 2022  
Certified Precinct Level Results 6-10-2022

Page: 151 of 171

All Precincts, All Districts, All Counter Groups, All ScanStations, All Contests, All Boxes  
Total Ballots Cast: 28921

Choice	Votes	Vote %
<b>Governor (DEM) (Vote for 1)</b>		
<b>203 ballots (0 over voted ballots, 0 overvotes, 13 undervotes)</b>		
Tobias Read	71	37.37%
John Sweeney	4	2.11%
Patrick E Starnes	7	3.68%
Dave W Stauffer	2	1.05%
Peter W Hall	0	0.00%
Genevieve Wilson H	1	0.53%
Keisha Lanell Merchant	0	0.00%
Michael Cross	1	0.53%
George L Carrillo	6	3.16%
Tina Kotek	70	36.84%
Michael Trimble	3	1.58%
Ifeanyichukwu C Diru	2	1.05%
Wilson R Bright	2	1.05%
Julian Bell	4	2.11%
David Beem	3	1.58%
Write-in	14	7.37%
Total	190	100.00%
Overvotes	0	
Undervotes	13	

**Governor (REP) (Vote for 1)**  
**553 ballots (0 over voted ballots, 0 overvotes, 16 undervotes)**

Amber R Richardson	3	0.56%
Bill Sizemore	21	3.91%
Stefan G Strek (Stregoi)	0	0.00%
Nick Hess	9	1.68%
John G Presco	0	0.00%
Bud Pierce	18	3.35%
Stan Pulliam	50	9.31%
Kerry McQuisten	43	8.01%
Tim McCloud	9	1.68%
Brandon C Merritt	4	0.74%
Reed Christensen	7	1.30%
Jessica Gomez	17	3.17%
Marc Thielman	51	9.50%
Bob Tiernan	77	14.34%
Christine Drazan	137	25.51%
Court Boice	7	1.30%
Bridget Barton	79	14.71%
Raymond Baldwin	0	0.00%
David A Burch	0	0.00%
Write-in	5	0.93%
Total	537	100.00%
Overvotes	0	
Undervotes	16	

**State Representative, 4th District (DEM) (Vote for 1)**  
**203 ballots (0 over voted ballots, 0 overvotes, 188 undervotes)**

Write-in	15	100.00%
Total	15	100.00%
Overvotes	0	
Undervotes	188	

**State Representative, 4th District (REP) (Vote for 1)**  
**553 ballots (0 over voted ballots, 0 overvotes, 220 undervotes)**

Christine Goodwin	322	96.70%
Write-in	11	3.30%
Total	333	100.00%
Overvotes	0	
Undervotes	220	

Statement of Votes Cast by Geography  
 Josephine, Primary 2022, May 17, 2022  
 Certified Precinct Level Results 6-10-2022

All Precincts, All Districts, All Counter Groups, All ScanStations, All Contests, All Boxes  
 Total Ballots Cast: 28921

Choice	Votes	Vote %
<b>Commissioner of the Bureau of Labor and Industries (Vote for 1)</b>		
<b>979 ballots (0 over voted ballots, 0 overvotes, 253 undervotes)</b>		
Christina E Stephenson	187	25.76%
Cheri Helt	220	30.30%
Chris Henry	17	2.34%
Robert Neuman	28	3.86%
Casey M Kulla	119	16.39%
Brent T Barker	128	17.63%
Aaron R Baca	24	3.31%
Write in	3	0.41%
Total	726	100.00%
Overvotes	0	
Undervotes	253	
<b>Judge of the Supreme Court, Position 6 (Vote for 1)</b>		
<b>979 ballots (0 over voted ballots, 0 overvotes, 507 undervotes)</b>		
Roger J DeHoog	458	97.03%
Write-in	14	2.97%
Total	472	100.00%
Overvotes	0	
Undervotes	507	
<b>Judge of the Court of Appeals, Position 3 (Vote for 1)</b>		
<b>979 ballots (0 over voted ballots, 0 overvotes, 236 undervotes)</b>		
Darleen Ortega	287	38.63%
Vance Day	454	61.10%
Write-in	2	0.27%
Total	743	100.00%
Overvotes	0	
Undervotes	236	
<b>Judge of the Court of Appeals, Position 5 (Vote for 1)</b>		
<b>979 ballots (0 over voted ballots, 0 overvotes, 490 undervotes)</b>		
Scott A Shorr	482	98.57%
Write-in	7	1.43%
Total	489	100.00%
Overvotes	0	
Undervotes	490	
<b>Judge of the Court of Appeals, Position 8 (Vote for 1)</b>		
<b>979 ballots (0 over voted ballots, 0 overvotes, 509 undervotes)</b>		
Ramón A Pagán	461	98.09%
Write-in	9	1.91%
Total	470	100.00%
Overvotes	0	
Undervotes	509	
<b>County Commissioner, Position 1 (Vote for 1)</b>		
<b>979 ballots (0 over voted ballots, 0 overvotes, 81 undervotes)</b>		
Gary Richardson	171	19.04%
Mark F Jones	46	5.12%
Mark J Seligman	24	2.67%
Neigel Von Hruska	14	1.56%
James Day Ward Iii	8	0.89%
John West	396	44.10%
Brian De La Grange	221	24.61%
Jordan DeHarty	13	1.45%
Write-in	5	0.56%

Statement of Votes Cast by Geography  
 Josephine, Primary 2022, May 17, 2022  
 Certified Precinct Level Results 6-10-2022

All Precincts, All Districts, All Counter Groups, All ScanStations, All Contests, All Boxes

Total Ballots Cast: 28921

Choice	Votes	Vote %
Total	898	100.00%
Overvotes	0	
Undervotes	81	

**County Legal Counsel (Vote for 1)**

**979 ballots (0 over voted ballots, 0 overvotes, 449 undervotes)**

Wally Hicks	524	98.87%
Write-in	6	1.13%
Total	530	100.00%
Overvotes	0	
Undervotes	449	

**17-105 Repeal of Josephine County Ordinance 2021-002 (Vote for 1)**

**979 ballots (0 over voted ballots, 0 overvotes, 30 undervotes)**

Yes	545	57.43%
No	404	42.57%
Total	949	100.00%
Overvotes	0	
Undervotes	30	

**17-106 Advisory question on Becoming Part of Idaho (Vote for 1)**

**979 ballots (0 over voted ballots, 0 overvotes, 37 undervotes)**

Yes	525	55.73%
No	417	44.27%
Total	942	100.00%
Overvotes	0	
Undervotes	37	

**Precinct Committee Person - Democrat - 42 North Valley (DEM) (Vote for 9)**

**203 ballots (0 over voted ballots, 0 overvotes, 1822 undervotes)**

Write-in	4	80.00%
Write-in	1	20.00%
Write-in	0	0.00%
Write-in	0	0.00%
Write-in	0	0.00%
Write-in	0	0.00%
Write-in	0	0.00%
Write-in	0	0.00%
Write-in	0	0.00%
Total	5	100.00%
Overvotes	0	
Undervotes	1822	

**Precinct Committee Person - Republican - 42 North Valley (REP) (Vote for 9)**

**553 ballots (0 over voted ballots, 0 overvotes, 4012 undervotes)**

Ron Smith	282	29.22%
DeeDee Lovelady	168	17.41%
Ron Lamb	162	16.79%
Lucille S Lamb	156	16.17%
Rex Bixby	164	16.99%
Write-in	19	1.97%
Write-in	7	0.73%
Write-in	5	0.52%
Write-in	2	0.21%
Write-in	0	0.00%
Write-in	0	0.00%
Write-in	0	0.00%
Write-in	0	0.00%
Write-in	0	0.00%

Statement of Votes Cast by Geography  
 Josephine, Primary 2022, May 17, 2022  
 Certified Precinct Level Results 6-10-2022  
 All Precincts, All Districts, All Counter Groups, All ScanStations, All Contests, All Boxes  
 Total Ballots Cast: 28921

Choice	Votes	Vote %
Total	965	100.00%
Overvotes	0	
Undervotes	4012	

**Precinct 43**

**US Senator (DEM) (Vote for 1)**

**140 ballots (0 over voted ballots, 0 overvotes, 7 undervotes)**

Ron Wyden	116	87.22%
Brent Thompson	6	4.51%
William E Barlow III	9	6.77%
Write-in	2	1.50%
Total	133	100.00%
Overvotes	0	
Undervotes	7	

**US Senator (REP) (Vote for 1)**

**368 ballots (0 over voted ballots, 0 overvotes, 37 undervotes)**

Darin Harbick	90	27.19%
Sam Palmer	49	14.80%
Jo Rae Perkins	110	33.23%
Christopher C Christensen	28	8.46%
Ibra A Taher	6	1.81%
Robert M Fleming	4	1.21%
Jason Beebe	42	12.69%
Write-in	2	0.60%
Total	331	100.00%
Overvotes	0	
Undervotes	37	

**US Representative, 2nd District (DEM) (Vote for 1)**

**140 ballots (0 over voted ballots, 0 overvotes, 37 undervotes)**

Adam Prine	26	25.24%
Joe Yetter	74	71.84%
Write-in	3	2.91%
Total	103	100.00%
Overvotes	0	
Undervotes	37	

**US Representative, 2nd District (REP) (Vote for 1)**

**368 ballots (0 over voted ballots, 0 overvotes, 41 undervotes)**

Mark Cavener	84	25.69%
Katherine M Gallant	27	8.26%
Cliff S Bentz	215	65.75%
Write-in	1	0.31%
Total	327	100.00%
Overvotes	0	
Undervotes	41	

**Governor (DEM) (Vote for 1)**

**140 ballots (0 over voted ballots, 0 overvotes, 9 undervotes)**

Tobias Read	61	46.56%
John Sweeney	2	1.53%
Patrick E Starnes	3	2.29%
Dave W Stauffer	1	0.76%
Peter W Hall	0	0.00%
Genevieve Wilson H	1	0.76%
Keisha Lanell Merchant	1	0.76%
Michael Cross	0	0.00%
George L Carrillo	3	2.29%
Tina Kotek	44	33.59%
Michael Trimble	1	0.76%
Ifeanyichukwu C Diru	1	0.76%

Statement of Votes Cast by Geography  
Josephine, Primary 2022, May 17, 2022  
Certified Precinct Level Results 6-10-2022

All Precincts, All Districts, All Counter Groups, All ScanStations, All Contests, All Boxes  
Total Ballots Cast: 28921

Choice	Votes	Vote %
Wilson R Bright	0	0.00%
Julian Bell	0	0.00%
David Beem	1	0.76%
Write-in	12	9.16%
Total	131	100.00%
Overvotes	0	
Undervotes	9	

**Governor (REP) (Vote for 1)**

**368 ballots (0 over voted ballots, 0 overvotes, 12 undervotes)**

Amber R Richardson	2	0.56%
Bill Sizemore	18	5.06%
Stefan G Strek (Stregoi)	0	0.00%
Nick Hess	8	2.25%
John G Presco	0	0.00%
Bud Pierce	15	4.21%
Stan Pulliam	35	9.83%
Kerry McQuisten	13	3.65%
Tim McCloud	3	0.84%
Brandon C Merritt	2	0.56%
Reed Christensen	6	1.69%
Jessica Gomez	6	1.69%
Marc Thielman	37	10.39%
Bob Tiernan	82	23.03%
Christine Drazan	89	25.00%
Court Boice	4	1.12%
Bridget Barton	29	8.15%
Raymond Baldwin	0	0.00%
David A Burch	1	0.28%
Write-in	6	1.69%
Total	356	100.00%
Overvotes	0	
Undervotes	12	

**State Representative, 3rd District (DEM) (Vote for 1)**

**140 ballots (0 over voted ballots, 0 overvotes, 32 undervotes)**

Brady W Keister	106	98.15%
Write-in	2	1.85%
Total	108	100.00%
Overvotes	0	
Undervotes	32	

**State Representative, 3rd District (REP) (Vote for 1)**

**368 ballots (0 over voted ballots, 0 overvotes, 104 undervotes)**

Lily Morgan	257	97.35%
Write-in	7	2.65%
Total	264	100.00%
Overvotes	0	
Undervotes	104	

**Commissioner of the Bureau of Labor and Industries (Vote for 1)**

**652 ballots (0 over voted ballots, 0 overvotes, 159 undervotes)**

Christina E Stephenson	142	28.80%
Cheri Helt	132	26.77%
Chris Henry	18	3.65%
Robert Neuman	22	4.46%
Casey M Kulla	82	16.63%
Brent T Barker	82	16.63%
Aaron R Baca	13	2.64%
Write-in	2	0.41%

Statement of Votes Cast by Geography  
Josephine, Primary 2022, May 17, 2022  
Certified Precinct Level Results 6-10-2022

Page: 156 of 171

All Precincts, All Districts, All Counter Groups, All ScanStations, All Contests, All Boxes  
Total Ballots Cast: 28921

---

Choice	Votes	Vote %
Total	493	100.00%
Overvotes	0	
Undervotes	159	

**Judge of the Supreme Court, Position 6 (Vote for 1)**

**652 ballots (0 over voted ballots, 0 overvotes, 297 undervotes)**

Roger J DeHoog	343	96.62%
Write-in	12	3.38%
Total	355	100.00%
Overvotes	0	
Undervotes	297	

**Judge of the Court of Appeals, Position 3 (Vote for 1)**

**652 ballots (0 over voted ballots, 0 overvotes, 132 undervotes)**

Darleen Ortega	222	42.69%
Vance Day	295	56.73%
Write-in	3	0.58%
Total	520	100.00%
Overvotes	0	
Undervotes	132	

**Judge of the Court of Appeals, Position 5 (Vote for 1)**

**652 ballots (0 over voted ballots, 0 overvotes, 288 undervotes)**

Scott A Shorr	351	96.43%
Write-in	13	3.57%
Total	364	100.00%
Overvotes	0	
Undervotes	288	

**Judge of the Court of Appeals, Position 8 (Vote for 1)**

**652 ballots (0 over voted ballots, 0 overvotes, 310 undervotes)**

Ramón A Pagán	327	95.61%
Write-in	15	4.39%
Total	342	100.00%
Overvotes	0	
Undervotes	310	

**County Commissioner, Position 1 (Vote for 1)**

**652 ballots (0 over voted ballots, 0 overvotes, 60 undervotes)**

Gary Richardson	112	18.92%
Mark F Jones	62	10.47%
Mark J Seligman	21	3.55%
Neigel Von Hruska	11	1.86%
James Day Ward Iii	6	1.01%
John West	253	42.74%
Brian De La Grange	121	20.44%
Jordan DeHarty	3	0.51%
Write-in	3	0.51%
Total	592	100.00%
Overvotes	0	
Undervotes	60	

**County Legal Counsel (Vote for 1)**

**652 ballots (0 over voted ballots, 0 overvotes, 271 undervotes)**

Wally Hicks	370	97.11%
Write-in	11	2.89%
Total	381	100.00%
Overvotes	0	
Undervotes	271	

Statement of Votes Cast by Geography  
 Josephine, Primary 2022, May 17, 2022  
 Certified Precinct Level Results 6-10-2022

All Precincts, All Districts, All Counter Groups, All ScanStations, All Contests, All Boxes  
 Total Ballots Cast: 28921

Choice	Votes	Vote %
<b>17-105 Repeal of Josephine County Ordinance 2021-002 (Vote for 1)</b>		
<b>652 ballots (0 over voted ballots, 0 overvotes, 15 undervotes)</b>		
Yes	359	56.36%
No	278	43.64%
Total	637	100.00%
Overvotes	0	
Undervotes	15	

**17-106 Advisory question on Becoming Part of Idaho (Vote for 1)**  
**652 ballots (0 over voted ballots, 0 overvotes, 9 undervotes)**

Yes	342	53.19%
No	301	46.81%
Total	643	100.00%
Overvotes	0	
Undervotes	9	

**Precinct Committee Person - Democrat - 43 Pleasant Valley (DEM) (Vote for 4)**  
**140 ballots (0 over voted ballots, 0 overvotes, 423 undervotes)**

Lynda Spangler	76	55.47%
Michael Joseph Terry	52	37.96%
Write-in	5	3.65%
Write-in	4	2.92%
Write-in	0	0.00%
Write-in	0	0.00%
Total	137	100.00%
Overvotes	0	
Undervotes	423	

**Precinct Committee Person - Republican - 43 Pleasant Valley (REP) (Vote for 4)**  
**368 ballots (0 over voted ballots, 0 overvotes, 1152 undervotes)**

Brenda Sisson	136	42.50%
Jim Hicks	168	52.50%
Write-in	11	3.44%
Write-in	4	1.25%
Write-in	1	0.31%
Write-in	0	0.00%
Total	320	100.00%
Overvotes	0	
Undervotes	1152	

**Precinct 44**

**US Senator (DEM) (Vote for 1)**  
**25 ballots (0 over voted ballots, 0 overvotes, 1 undervotes)**

Ron Wyden	21	87.50%
Brent Thompson	2	8.33%
William E Barlow III	1	4.17%
Write-in	0	0.00%
Total	24	100.00%
Overvotes	0	
Undervotes	1	

**US Senator (REP) (Vote for 1)**  
**34 ballots (0 over voted ballots, 0 overvotes, 2 undervotes)**

Darin Harbick	6	18.75%
Sam Palmer	6	18.75%
Jo Rae Perkins	10	31.25%
Christopher C Christensen	5	15.62%
Ibra A Taher	0	0.00%
Robert M Fleming	1	3.12%
Jason Beebe	4	12.50%
Write-in	0	0.00%



Statement of Votes Cast by Geography  
Josephine, Primary 2022, May 17, 2022  
Certified Precinct Level Results 6-10-2022

Page: 158 of 171

All Precincts, All Districts, All Counter Groups, All ScanStations, All Contests, All Boxes  
Total Ballots Cast: 28921

---

Choice	Votes	Vote %
Total	32	100.00%
Overvotes	0	
Undervotes	2	

**US Representative, 2nd District (DEM) (Vote for 1)**

**25 ballots (0 over voted ballots, 0 overvotes, 7 undervotes)**

Adam Prine	4	22.22%
Joe Yetter	14	77.78%
Write-in	0	0.00%
Total	18	100.00%
Overvotes	0	
Undervotes	7	

**US Representative, 2nd District (REP) (Vote for 1)**

**34 ballots (0 over voted ballots, 0 overvotes, 5 undervotes)**

Mark Cavener	8	27.59%
Katherine M Gallant	2	6.90%
Cliff S Bentz	19	65.52%
Write-in	0	0.00%
Total	29	100.00%
Overvotes	0	
Undervotes	5	

**Governor (DEM) (Vote for 1)**

**25 ballots (0 over voted ballots, 0 overvotes, 0 undervotes)**

Tobias Read	13	52.00%
John Sweeney	0	0.00%
Patrick E Starnes	2	8.00%
Dave W Stauffer	0	0.00%
Peter W Hall	0	0.00%
Genevieve Wilson H	0	0.00%
Keisha Lanell Merchant	0	0.00%
Michael Cross	0	0.00%
George L Carrillo	0	0.00%
Tina Kotek	9	36.00%
Michael Trimble	0	0.00%
Ifeanyichukwu C Diru	0	0.00%
Wilson R Bright	0	0.00%
Julian Bell	1	4.00%
David Beem	0	0.00%
Write-in	0	0.00%
Total	25	100.00%
Overvotes	0	
Undervotes	0	

**Governor (REP) (Vote for 1)**

**34 ballots (0 over voted ballots, 0 overvotes, 3 undervotes)**

Amber R Richardson	0	0.00%
Bill Sizemore	1	3.23%
Stefan G Strek (Stregoi)	0	0.00%
Nick Hess	0	0.00%
John G Presco	0	0.00%
Bud Pierce	2	6.45%
Stan Pulliam	3	9.68%
Kerry McQuisten	0	0.00%
Tim McCloud	1	3.23%
Brandon C Merritt	0	0.00%
Reed Christensen	0	0.00%
Jessica Gomez	2	6.45%
Marc Thielman	6	19.35%
Bob Tiernan	7	22.58%
Christine Drazan	6	19.35%
Court Boice	0	0.00%

Statement of Votes Cast by Geography  
Josephine, Primary 2022, May 17, 2022  
Certified Precinct Level Results 6-10-2022

Page: 159 of 171

All Precincts, All Districts, All Counter Groups, All ScanStations, All Contests, All Boxes

Total Ballots Cast: 28921

---

<b>Choice</b>	<b>Votes</b>	<b>Vote %</b>
Bridget Barton	3	9.68%
Raymond Baldwin	0	0.00%
David A Burch	0	0.00%
Write-in	0	0.00%
Total	31	100.00%
Overvotes	0	
Undervotes	3	

**State Representative, 3rd District (DEM) (Vote for 1)**

**25 ballots (0 over voted ballots, 0 overvotes, 9 undervotes)**

Brady W Keister	16	100.00%
Write-in	0	0.00%
Total	16	100.00%
Overvotes	0	
Undervotes	9	

**State Representative, 3rd District (REP) (Vote for 1)**

**34 ballots (0 over voted ballots, 0 overvotes, 12 undervotes)**

Lily Morgan	22	100.00%
Write-in	0	0.00%
Total	22	100.00%
Overvotes	0	
Undervotes	12	

**Commissioner of the Bureau of Labor and Industries (Vote for 1)**

**93 ballots (0 over voted ballots, 0 overvotes, 21 undervotes)**

Christina E Stephenson	27	37.50%
Cheri Helt	28	38.89%
Chris Henry	0	0.00%
Robert Neuman	2	2.78%
Casey M Kulla	10	13.89%
Brent T Barker	3	4.17%
Aaron R Baca	2	2.78%
Write-in	0	0.00%
Total	72	100.00%
Overvotes	0	
Undervotes	21	

**Judge of the Supreme Court, Position 6 (Vote for 1)**

**93 ballots (0 over voted ballots, 0 overvotes, 39 undervotes)**

Roger J DeHoog	52	96.30%
Write-in	2	3.70%
Total	54	100.00%
Overvotes	0	
Undervotes	39	

**Judge of the Court of Appeals, Position 3 (Vote for 1)**

**93 ballots (0 over voted ballots, 0 overvotes, 19 undervotes)**

Darleen Ortega	34	45.95%
Vance Day	40	54.05%
Write-in	0	0.00%
Total	74	100.00%
Overvotes	0	
Undervotes	19	

**Judge of the Court of Appeals, Position 5 (Vote for 1)**

**93 ballots (0 over voted ballots, 0 overvotes, 39 undervotes)**

Scott A Shorr	52	96.30%
Write-in	2	3.70%

Statement of Votes Cast by Geography  
 Josephine, Primary 2022, May 17, 2022  
 Certified Precinct Level Results 6-10-2022

All Precincts, All Districts, All Counter Groups, All ScanStations, All Contests, All Boxes  
 Total Ballots Cast: 28921

Choice	Votes	Vote %
Total	54	100.00%
Overvotes	0	
Undervotes	39	

**Judge of the Court of Appeals, Position 8 (Vote for 1)**

**93 ballots (0 over voted ballots, 0 overvotes, 40 undervotes)**

Ramón A Pagán	51	96.23%
Write-in	2	3.77%
Total	53	100.00%
Overvotes	0	
Undervotes	40	

**County Commissioner, Position 1 (Vote for 1)**

**93 ballots (0 over voted ballots, 0 overvotes, 5 undervotes)**

Gary Richardson	19	21.59%
Mark F Jones	14	15.91%
Mark J Seligman	5	5.68%
Neigel Von Hruska	2	2.27%
James Day Ward Iii	0	0.00%
John West	22	25.00%
Brian De La Grange	26	29.55%
Jordan DeHarty	0	0.00%
Write-in	0	0.00%
Total	88	100.00%
Overvotes	0	
Undervotes	5	

**County Legal Counsel (Vote for 1)**

**93 ballots (0 over voted ballots, 0 overvotes, 43 undervotes)**

Wally Hicks	50	100.00%
Write-in	0	0.00%
Total	50	100.00%
Overvotes	0	
Undervotes	43	

**17-105 Repeal of Josephine County Ordinance 2021-002 (Vote for 1)**

**93 ballots (0 over voted ballots, 0 overvotes, 5 undervotes)**

Yes	55	62.50%
No	33	37.50%
Total	88	100.00%
Overvotes	0	
Undervotes	5	

**17-106 Advisory question on Becoming Part of Idaho (Vote for 1)**

**93 ballots (0 over voted ballots, 0 overvotes, 6 undervotes)**

Yes	37	42.53%
No	50	57.47%
Total	87	100.00%
Overvotes	0	
Undervotes	6	

**Precinct Committee Person - Democrat - 44 Illinois River (DEM) (Vote for 2)**

**25 ballots (0 over voted ballots, 0 overvotes, 20 undervotes)**

Dorothy Yetter	16	53.33%
Debbie Dean	14	46.67%
Write-in	0	0.00%
Write-in	0	0.00%
Total	30	100.00%
Overvotes	0	
Undervotes	20	

## Statement of Votes Cast by Geography

Page: 161 of 171

Josephine, Primary 2022, May 17, 2022

Certified Precinct Level Results 6-10-2022

All Precincts, All Districts, All Counter Groups, All ScanStations, All Contests, All Boxes

Total Ballots Cast: 28921

Choice	Votes	Vote %
<b>Precinct Committee Person - Republican - 44 Illinois River (REP) (Vote for 2)</b>		
<b>34 ballots (0 over voted ballots, 0 overvotes, 68 undervotes)</b>		
Write-in	0	0.00%
Write-in	0	0.00%
Total	0	0.00%
Overvotes	0	
Undervotes	68	

**Precinct 45****US Senator (DEM) (Vote for 1)****13 ballots (0 over voted ballots, 0 overvotes, 0 undervotes)**

Ron Wyden	11	84.62%
Brent Thompson	1	7.69%
William E Barlow III	1	7.69%
Write-in	0	0.00%
Total	13	100.00%
Overvotes	0	
Undervotes	0	

**US Senator (REP) (Vote for 1)****40 ballots (0 over voted ballots, 0 overvotes, 2 undervotes)**

Darin Harbick	15	39.47%
Sam Palmer	1	2.63%
Jo Rae Perkins	15	39.47%
Christopher C Christensen	0	0.00%
Ibra A Taher	1	2.63%
Robert M Fleming	4	10.53%
Jason Beebe	2	5.26%
Write-in	0	0.00%
Total	38	100.00%
Overvotes	0	
Undervotes	2	

**US Representative, 2nd District (DEM) (Vote for 1)****13 ballots (0 over voted ballots, 0 overvotes, 1 undervotes)**

Adam Prine	1	8.33%
Joe Yetter	11	91.67%
Write-in	0	0.00%
Total	12	100.00%
Overvotes	0	
Undervotes	1	

**US Representative, 2nd District (REP) (Vote for 1)****40 ballots (0 over voted ballots, 0 overvotes, 3 undervotes)**

Mark Cavener	13	35.14%
Katherine M Gallant	0	0.00%
Cliff S Bentz	24	64.86%
Write-in	0	0.00%
Total	37	100.00%
Overvotes	0	
Undervotes	3	

**Governor (DEM) (Vote for 1)****13 ballots (0 over voted ballots, 0 overvotes, 1 undervotes)**

Tobias Read	5	41.67%
John Sweeney	0	0.00%
Patrick E Starnes	0	0.00%
Dave W Stauffer	0	0.00%
Peter W Hall	0	0.00%
Genevieve Wilson H	0	0.00%
Keisha Lanell Merchant	0	0.00%

Statement of Votes Cast by Geography  
 Josephine, Primary 2022, May 17, 2022  
 Certified Precinct Level Results 6-10-2022

All Precincts, All Districts, All Counter Groups, All ScanStations, All Contests, All Boxes  
 Total Ballots Cast: 28921

Choice	Votes	Vote %
Michael Cross	0	0.00%
George L Carrillo	0	0.00%
Tina Kotek	6	50.00%
Michael Trimble	0	0.00%
Ifeanyichukwu C Diru	0	0.00%
Wilson R Bright	0	0.00%
Julian Bell	0	0.00%
David Beem	0	0.00%
Write-in	1	8.33%
Total	12	100.00%
Overvotes	0	
Undervotes	1	

**Governor (REP) (Vote for 1)**

**40 ballots (0 over voted ballots, 0 overvotes, 2 undervotes)**

Amber R Richardson	2	5.26%
Bill Sizemore	2	5.26%
Stefan G Strek (Stregoi)	0	0.00%
Nick Hess	0	0.00%
John G Presco	0	0.00%
Bud Pierce	0	0.00%
Stan Pulliam	4	10.53%
Kerry McQuisten	5	13.16%
Tim McCloud	0	0.00%
Brandon C Merritt	0	0.00%
Reed Christensen	0	0.00%
Jessica Gomez	1	2.63%
Marc Thielman	5	13.16%
Bob Tiernan	6	15.79%
Christine Drazan	5	13.16%
Court Boice	0	0.00%
Bridget Barton	8	21.05%
Raymond Baldwin	0	0.00%
David A Burch	0	0.00%
Write-in	0	0.00%
Total	38	100.00%
Overvotes	0	
Undervotes	2	

**State Representative, 4th District (DEM) (Vote for 1)**

**13 ballots (0 over voted ballots, 0 overvotes, 13 undervotes)**

Write-in	0	0.00%
Total	0	0.00%
Overvotes	0	
Undervotes	13	

**State Representative, 4th District (REP) (Vote for 1)**

**40 ballots (0 over voted ballots, 0 overvotes, 21 undervotes)**

Christine Goodwin	18	94.74%
Write-in	1	5.26%
Total	19	100.00%
Overvotes	0	
Undervotes	21	

**Commissioner of the Bureau of Labor and Industries (Vote for 1)**

**69 ballots (0 over voted ballots, 0 overvotes, 22 undervotes)**

Christina E Stephenson	8	17.02%
Cheri Helt	4	8.51%
Chris Henry	4	8.51%
Robert Neuman	2	4.26%
Casey M Kulla	13	27.66%
Brent T Barker	15	31.91%
Aaron R Baca	1	2.13%

Statement of Votes Cast by Geography  
 Josephine, Primary 2022, May 17, 2022  
 Certified Precinct Level Results 6-10-2022

All Precincts, All Districts, All Counter Groups, All ScanStations, All Contests, All Boxes  
 Total Ballots Cast: 28921

Choice	Votes	Vote %
Write-in	0	0.00%
Total	47	100.00%
Overvotes	0	
Undervotes	22	

**Judge of the Supreme Court, Position 6 (Vote for 1)**  
**69 ballots (0 over voted ballots, 0 overvotes, 46 undervotes)**

Roger J DeHoog	23	100.00%
Write-in	0	0.00%
Total	23	100.00%
Overvotes	0	
Undervotes	46	

**Judge of the Court of Appeals, Position 3 (Vote for 1)**  
**69 ballots (0 over voted ballots, 0 overvotes, 22 undervotes)**

Darleen Ortega	14	29.79%
Vance Day	33	70.21%
Write-in	0	0.00%
Total	47	100.00%
Overvotes	0	
Undervotes	22	

**Judge of the Court of Appeals, Position 5 (Vote for 1)**  
**69 ballots (0 over voted ballots, 0 overvotes, 42 undervotes)**

Scott A Shorr	27	100.00%
Write-in	0	0.00%
Total	27	100.00%
Overvotes	0	
Undervotes	42	

**Judge of the Court of Appeals, Position 8 (Vote for 1)**  
**69 ballots (0 over voted ballots, 0 overvotes, 43 undervotes)**

Ramón A Pagán	26	100.00%
Write-in	0	0.00%
Total	26	100.00%
Overvotes	0	
Undervotes	43	

**County Commissioner, Position 1 (Vote for 1)**  
**69 ballots (0 over voted ballots, 0 overvotes, 7 undervotes)**

Gary Richardson	28	45.16%
Mark F Jones	3	4.84%
Mark J Seligman	2	3.23%
Neigel Von Hruska	3	4.84%
James Day Ward Iii	0	0.00%
John West	14	22.58%
Brian De La Grange	12	19.35%
Jordan DeHarty	0	0.00%
Write-in	0	0.00%
Total	62	100.00%
Overvotes	0	
Undervotes	7	

**County Legal Counsel (Vote for 1)**  
**69 ballots (0 over voted ballots, 0 overvotes, 42 undervotes)**

Wally Hicks	27	100.00%
Write-in	0	0.00%
Total	27	100.00%
Overvotes	0	
Undervotes	42	

Statement of Votes Cast by Geography  
 Josephine, Primary 2022, May 17, 2022  
 Certified Precinct Level Results 6-10-2022

All Precincts, All Districts, All Counter Groups, All ScanStations, All Contests, All Boxes  
 Total Ballots Cast: 28921

Choice	Votes	Vote %
<b>17-105 Repeal of Josephine County Ordinance 2021-002 (Vote for 1)</b>		
<b>69 ballots (0 over voted ballots, 0 overvotes, 3 undervotes)</b>		
Yes	40	60.61%
No	26	39.39%
Total	66	100.00%
Overvotes	0	
Undervotes	3	

**17-106 Advisory question on Becoming Part of Idaho (Vote for 1)**  
**69 ballots (0 over voted ballots, 0 overvotes, 8 undervotes)**

Yes	44	72.13%
No	17	27.87%
Total	61	100.00%
Overvotes	0	
Undervotes	8	

**Precinct Committee Person - Democrat - 45 North Applegate (DEM) (Vote for 2)**  
**13 ballots (0 over voted ballots, 0 overvotes, 26 undervotes)**

Write-in	0	0.00%
Write-in	0	0.00%
Total	0	0.00%
Overvotes	0	
Undervotes	26	

**Precinct Committee Person - Republican - 45 North Applegate (REP) (Vote for 2)**  
**40 ballots (0 over voted ballots, 0 overvotes, 80 undervotes)**

Write-in	0	0.00%
Write-in	0	0.00%
Total	0	0.00%
Overvotes	0	
Undervotes	80	

**Precinct 46**

**US Senator (DEM) (Vote for 1)**  
**34 ballots (0 over voted ballots, 0 overvotes, 6 undervotes)**

Ron Wyden	24	85.71%
Brent Thompson	1	3.57%
William E Barlow III	3	10.71%
Write-in	0	0.00%
Total	28	100.00%
Overvotes	0	
Undervotes	6	

**US Senator (REP) (Vote for 1)**  
**69 ballots (0 over voted ballots, 0 overvotes, 5 undervotes)**

Darin Harbick	17	26.56%
Sam Palmer	4	6.25%
Jo Rae Perkins	26	40.62%
Christopher C Christensen	7	10.94%
Ibra A Taher	7	10.94%
Robert M Fleming	1	1.56%
Jason Beebe	2	3.12%
Write-in	0	0.00%
Total	64	100.00%
Overvotes	0	
Undervotes	5	

**US Representative, 2nd District (DEM) (Vote for 1)**  
**34 ballots (0 over voted ballots, 0 overvotes, 14 undervotes)**

Adam Prine	4	20.00%
------------	---	--------

Statement of Votes Cast by Geography  
Josephine, Primary 2022, May 17, 2022  
Certified Precinct Level Results 6-10-2022

Page: 165 of 171

All Precincts, All Districts, All Counter Groups, All ScanStations, All Contests, All Boxes  
Total Ballots Cast: 28921

Choice	Votes	Vote %
Joe Yetter	16	80.00%
Write-in	0	0.00%
Total	20	100.00%
Overvotes	0	
Undervotes	14	

**US Representative, 2nd District (REP) (Vote for 1)**  
**69 ballots (0 over voted ballots, 0 overvotes, 13 undervotes)**

Mark Cavener	12	21.43%
Katherine M Gallant	3	5.36%
Cliff S Bentz	41	73.21%
Write-in	0	0.00%
Total	56	100.00%
Overvotes	0	
Undervotes	13	

**Governor (DEM) (Vote for 1)**  
**34 ballots (0 over voted ballots, 0 overvotes, 8 undervotes)**

Tobias Read	5	19.23%
John Sweeney	0	0.00%
Patrick E Starnes	0	0.00%
Dave W Stauffer	0	0.00%
Peter W Hall	0	0.00%
Genevieve Wilson H	1	3.85%
Keisha Lanell Merchant	0	0.00%
Michael Cross	0	0.00%
George L Carrillo	1	3.85%
Tina Kotek	14	53.85%
Michael Trimble	0	0.00%
Ifeanyichukwu C Diru	0	0.00%
Wilson R Bright	1	3.85%
Julian Bell	2	7.69%
David Beem	0	0.00%
Write-in	2	7.69%
Total	26	100.00%
Overvotes	0	
Undervotes	8	

**Governor (REP) (Vote for 1)**  
**69 ballots (0 over voted ballots, 0 overvotes, 2 undervotes)**

Amber R Richardson	0	0.00%
Bill Sizemore	6	8.96%
Stefan G Strek (Stregoi)	0	0.00%
Nick Hess	0	0.00%
John G Presco	0	0.00%
Bud Pierce	4	5.97%
Stan Pulliam	4	5.97%
Kerry McQuisten	6	8.96%
Tim McCloud	1	1.49%
Brandon C Merritt	0	0.00%
Reed Christensen	0	0.00%
Jessica Gomez	1	1.49%
Marc Thielman	8	11.94%
Bob Tiernan	10	14.93%
Christine Drazan	23	34.33%
Court Boice	1	1.49%
Bridget Barton	3	4.48%
Raymond Baldwin	0	0.00%
David A Burch	0	0.00%
Write-in	0	0.00%



Statement of Votes Cast by Geography  
Josephine, Primary 2022, May 17, 2022  
Certified Precinct Level Results 6-10-2022  
All Precincts, All Districts, All Counter Groups, All ScanStations, All Contests, All Boxes  
Total Ballots Cast: 28921

Page: 166 of 171

---

<u>Choice</u>	<u>Votes</u>	<u>Vote %</u>
Total	67	100.00%
Overvotes	0	
Undervotes	2	

**State Representative, 4th District (DEM) (Vote for 1)**  
**34 ballots (0 over voted ballots, 0 overvotes, 31 undervotes)**

<u>Write-in</u>	3	100.00%
Total	3	100.00%
Overvotes	0	
Undervotes	31	

**State Representative, 4th District (REP) (Vote for 1)**  
**69 ballots (0 over voted ballots, 0 overvotes, 39 undervotes)**

Christine Goodwin	30	100.00%
<u>Write-in</u>	0	0.00%
Total	30	100.00%
Overvotes	0	
Undervotes	39	

**Commissioner of the Bureau of Labor and Industries (Vote for 1)**  
**144 ballots (0 over voted ballots, 0 overvotes, 46 undervotes)**

Christina E Stephenson	31	31.63%
Cheri Helt	31	31.63%
Chris Henry	3	3.06%
Robert Neuman	4	4.08%
Casey M Kulla	10	10.20%
Brent T Barker	17	17.35%
Aaron R Baca	1	1.02%
<u>Write-in</u>	1	1.02%
Total	98	100.00%
Overvotes	0	
Undervotes	46	

**Judge of the Supreme Court, Position 6 (Vote for 1)**  
**144 ballots (0 over voted ballots, 0 overvotes, 88 undervotes)**

Roger J DeHoog	55	98.21%
<u>Write-in</u>	1	1.79%
Total	56	100.00%
Overvotes	0	
Undervotes	88	

**Judge of the Court of Appeals, Position 3 (Vote for 1)**  
**144 ballots (0 over voted ballots, 0 overvotes, 49 undervotes)**

Darleen Ortega	42	44.21%
Vance Day	53	55.79%
<u>Write-in</u>	0	0.00%
Total	95	100.00%
Overvotes	0	
Undervotes	49	

**Judge of the Court of Appeals, Position 5 (Vote for 1)**  
**144 ballots (0 over voted ballots, 0 overvotes, 84 undervotes)**

Scott A Shorr	58	96.67%
<u>Write-in</u>	2	3.33%
Total	60	100.00%
Overvotes	0	
Undervotes	84	

**Judge of the Court of Appeals, Position 8 (Vote for 1)**  
**144 ballots (0 over voted ballots, 0 overvotes, 87 undervotes)**

Ramón A Pagán	55	96.49%
---------------	----	--------

Statement of Votes Cast by Geography  
 Josephine, Primary 2022, May 17, 2022  
 Certified Precinct Level Results 6-10-2022

All Precincts, All Districts, All Counter Groups, All ScanStations, All Contests, All Boxes

Total Ballots Cast: 28921

Choice	Votes	Vote %
Write-in	2	3.51%
Total	57	100.00%
Overvotes	0	
Undervotes	87	

**County Commissioner, Position 1 (Vote for 1)**

**144 ballots (0 over voted ballots, 0 overvotes, 17 undervotes)**

Gary Richardson	36	28.35%
Mark F Jones	11	8.66%
Mark J Seligman	12	9.45%
Neigel Von Hruska	0	0.00%
James Day Ward Iii	0	0.00%
John West	28	22.05%
Brian De La Grange	40	31.50%
Jordan DeHarty	0	0.00%
Write-in	0	0.00%
Total	127	100.00%
Overvotes	0	
Undervotes	17	

**County Legal Counsel (Vote for 1)**

**144 ballots (0 over voted ballots, 0 overvotes, 78 undervotes)**

Wally Hicks	62	93.94%
Write-in	4	6.06%
Total	66	100.00%
Overvotes	0	
Undervotes	78	

**17-105 Repeal of Josephine County Ordinance 2021-002 (Vote for 1)**

**144 ballots (0 over voted ballots, 0 overvotes, 11 undervotes)**

Yes	88	66.17%
No	45	33.83%
Total	133	100.00%
Overvotes	0	
Undervotes	11	

**17-106 Advisory question on Becoming Part of Idaho (Vote for 1)**

**144 ballots (0 over voted ballots, 0 overvotes, 11 undervotes)**

Yes	73	54.89%
No	60	45.11%
Total	133	100.00%
Overvotes	0	
Undervotes	11	

**Precinct Committee Person - Democrat - 46 Powell Creek (DEM) (Vote for 2)**

**34 ballots (0 over voted ballots, 0 overvotes, 67 undervotes)**

Write-in	1	100.00%
Write-in	0	0.00%
Total	1	100.00%
Overvotes	0	
Undervotes	67	

**Precinct Committee Person - Republican - 46 Powell Creek (REP) (Vote for 2)**

**69 ballots (0 over voted ballots, 0 overvotes, 136 undervotes)**

Write-in	1	50.00%
Write-in	1	50.00%
Total	2	100.00%
Overvotes	0	
Undervotes	136	

Statement of Votes Cast by Geography  
Josephine, Primary 2022, May 17, 2022  
Certified Precinct Level Results 6-10-2022

Page: 168 of 171

All Precincts, All Districts, All Counter Groups, All ScanStations, All Contests, All Boxes  
Total Ballots Cast: 28921

Choice	Votes	Vote %
<b>Precinct 47</b>		
<b>US Senator (DEM) (Vote for 1)</b>		
<b>21 ballots (0 over voted ballots, 0 overvotes, 2 undervotes)</b>		
Ron Wyden	18	94.74%
Brent Thompson	0	0.00%
William E Barlow III	1	5.26%
Write-in	0	0.00%
Total	19	100.00%
Overvotes	0	
Undervotes	2	
<b>US Senator (REP) (Vote for 1)</b>		
<b>46 ballots (0 over voted ballots, 0 overvotes, 4 undervotes)</b>		
Darin Harbick	11	26.19%
Sam Palmer	4	9.52%
Jo Rae Perkins	16	38.10%
Christopher C Christensen	2	4.76%
Ibra A Taher	2	4.76%
Robert M Fleming	0	0.00%
Jason Beebe	5	11.90%
Write-in	2	4.76%
Total	42	100.00%
Overvotes	0	
Undervotes	4	
<b>US Representative, 2nd District (DEM) (Vote for 1)</b>		
<b>21 ballots (0 over voted ballots, 0 overvotes, 8 undervotes)</b>		
Adam Prine	2	15.38%
Joe Yetter	11	84.62%
Write-in	0	0.00%
Total	13	100.00%
Overvotes	0	
Undervotes	8	
<b>US Representative, 2nd District (REP) (Vote for 1)</b>		
<b>46 ballots (0 over voted ballots, 0 overvotes, 3 undervotes)</b>		
Mark Cavener	11	25.58%
Katherine M Gallant	2	4.65%
Cliff S Bentz	28	65.12%
Write-in	2	4.65%
Total	43	100.00%
Overvotes	0	
Undervotes	3	
<b>Governor (DEM) (Vote for 1)</b>		
<b>21 ballots (0 over voted ballots, 0 overvotes, 1 undervotes)</b>		
Tobias Read	11	55.00%
John Sweeney	0	0.00%
Patrick E Starnes	0	0.00%
Dave W Stauffer	0	0.00%
Peter W Hall	0	0.00%
Genevieve Wilson H	1	5.00%
Keisha Lanell Merchant	0	0.00%
Michael Cross	0	0.00%
George L Carrillo	0	0.00%
Tina Kotek	7	35.00%
Michael Trimble	0	0.00%
Ifeanyichukwu C Diru	0	0.00%
Wilson R Bright	0	0.00%
Julian Bell	0	0.00%
David Beem	0	0.00%
Write-in	1	5.00%

Statement of Votes Cast by Geography  
Josephine, Primary 2022, May 17, 2022  
Certified Precinct Level Results 6-10-2022

Page: 169 of 171

All Precincts, All Districts, All Counter Groups, All ScanStations, All Contests, All Boxes

Total Ballots Cast: 28921

Choice	Votes	Vote %
Total	20	100.00%
Overvotes	0	
Undervotes	1	

**Governor (REP) (Vote for 1)**

**46 ballots (0 over voted ballots, 0 overvotes, 0 undervotes)**

Amber R Richardson	0	0.00%
Bill Sizemore	2	4.35%
Stefan G Strek (Stregoi)	0	0.00%
Nick Hess	1	2.17%
John G Presco	0	0.00%
Bud Pierce	1	2.17%
Stan Pulliam	1	2.17%
Kerry McQuisten	5	10.87%
Tim McCloud	1	2.17%
Brandon C Merritt	0	0.00%
Reed Christensen	0	0.00%
Jessica Gomez	1	2.17%
Marc Thielman	6	13.04%
Bob Tieman	9	19.57%
Christine Drazan	4	8.70%
Court Boice	0	0.00%
Bridget Barton	12	26.09%
Raymond Baldwin	0	0.00%
David A Burch	0	0.00%
Write-in	3	6.52%
Total	46	100.00%
Overvotes	0	
Undervotes	0	

**State Representative, 4th District (DEM) (Vote for 1)**

**21 ballots (0 over voted ballots, 0 overvotes, 21 undervotes)**

Write-in	0	0.00%
Total	0	0.00%
Overvotes	0	
Undervotes	21	

**State Representative, 4th District (REP) (Vote for 1)**

**46 ballots (0 over voted ballots, 0 overvotes, 19 undervotes)**

Christine Goodwin	27	100.00%
Write-in	0	0.00%
Total	27	100.00%
Overvotes	0	
Undervotes	19	

**Commissioner of the Bureau of Labor and Industries (Vote for 1)**

**83 ballots (0 over voted ballots, 0 overvotes, 21 undervotes)**

Christina E Stephenson	21	33.87%
Cheri Helt	18	29.03%
Chris Henry	2	3.23%
Robert Neuman	3	4.84%
Casey M Kulla	5	8.06%
Brent T Barker	13	20.97%
Aaron R Baca	0	0.00%
Write-in	0	0.00%
Total	62	100.00%
Overvotes	0	
Undervotes	21	

**Judge of the Supreme Court, Position 6 (Vote for 1)**

**83 ballots (0 over voted ballots, 0 overvotes, 42 undervotes)**

Roger J DeHoog	39	95.12%
----------------	----	--------

Statement of Votes Cast by Geography  
Josephine, Primary 2022, May 17, 2022  
Certified Precinct Level Results 6-10-2022

Page: 170 of 171

All Precincts, All Districts, All Counter Groups, All ScanStations, All Contests, All Boxes  
Total Ballots Cast: 28921

---

<b>Choice</b>	<b>Votes</b>	<b>Vote %</b>
Write-in	2	4.88%
Total	41	100.00%
Overvotes	0	
Undervotes	42	

**Judge of the Court of Appeals, Position 3 (Vote for 1)**

**83 ballots (0 over voted ballots, 0 overvotes, 26 undervotes)**

Darleen Ortega	28	49.12%
Vance Day	29	50.88%
Write-in	0	0.00%
Total	57	100.00%
Overvotes	0	
Undervotes	26	

**Judge of the Court of Appeals, Position 5 (Vote for 1)**

**83 ballots (0 over voted ballots, 0 overvotes, 46 undervotes)**

Scott A Shorr	35	94.59%
Write-in	2	5.41%
Total	37	100.00%
Overvotes	0	
Undervotes	46	

**Judge of the Court of Appeals, Position 8 (Vote for 1)**

**83 ballots (0 over voted ballots, 0 overvotes, 48 undervotes)**

Ramón A Pagán	33	94.29%
Write-in	2	5.71%
Total	35	100.00%
Overvotes	0	
Undervotes	48	

**County Commissioner, Position 1 (Vote for 1)**

**83 ballots (0 over voted ballots, 0 overvotes, 11 undervotes)**

Gary Richardson	15	20.83%
Mark F Jones	5	6.94%
Mark J Seligman	3	4.17%
Neigel Von Hruska	0	0.00%
James Day Ward Iii	3	4.17%
John West	28	38.89%
Brian De La Grange	16	22.22%
Jordan DeHarty	1	1.39%
Write-in	1	1.39%
Total	72	100.00%
Overvotes	0	
Undervotes	11	

**County Legal Counsel (Vote for 1)**

**83 ballots (0 over voted ballots, 0 overvotes, 39 undervotes)**

Wally Hicks	44	100.00%
Write-in	0	0.00%
Total	44	100.00%
Overvotes	0	
Undervotes	39	

**17-105 Repeal of Josephine County Ordinance 2021-002 (Vote for 1)**

**83 ballots (0 over voted ballots, 0 overvotes, 5 undervotes)**

Yes	46	58.97%
No	32	41.03%
Total	78	100.00%
Overvotes	0	
Undervotes	5	

Statement of Votes Cast by Geography  
Josephine, Primary 2022, May 17, 2022  
Certified Precinct Level Results 6-10-2022

Page: 171 of 171

All Precincts, All Districts, All Counter Groups, All ScanStations, All Contests, All Boxes  
Total Ballots Cast: 28921

<b>Choice</b>	<b>Votes</b>	<b>Vote %</b>
<b>17-106 Advisory question on Becoming Part of Idaho (Vote for 1)</b>		
<b>83 ballots (0 over voted ballots, 0 overvotes, 3 undervotes)</b>		
Yes	47	58.75%
No	33	41.25%
Total	80	100.00%
Overvotes	0	
Undervotes	3	
<b>Precinct Committee Person - Democrat - 47 Crestview (DEM) (Vote for 2)</b>		
<b>21 ballots (0 over voted ballots, 0 overvotes, 42 undervotes)</b>		
Write-in	0	0.00%
Write-in	0	0.00%
Total	0	0.00%
Overvotes	0	
Undervotes	42	
<b>Precinct Committee Person - Republican - 47 Crestview (REP) (Vote for 2)</b>		
<b>46 ballots (0 over voted ballots, 0 overvotes, 84 undervotes)</b>		
Write-in	5	62.50%
Write-in	3	37.50%
Total	8	100.00%
Overvotes	0	
Undervotes	84	




Josephine County Elections  
(541) 474-5243  
500 NW 6th Street  
Grants Pass, OR 97526  
www.josephinecounty.gov

Statement of Votes Cast  
May 17, 2022, Primary Election  
Josephine County, Oregon

State of Oregon,  
Josephine County) ss.

ABSTRACT OF VOTES

I, Rhiannon Henkels, County Clerk & Recorder of said State and County do hereby certify that this report accurately summarizes the tally of votes cast at the May 17, 2022, Primary Election.

  
Rhiannon Henkels  
County Clerk & Recorder  
Josephine County, Oregon

Date

# WRITE-IN REPORT

Contest	Choice	Votes
Precinct Committee Person - Democrat - 1 Highland	[Write-in] Laurel Samson	7
Precinct Committee Person - Democrat - 2 Greenwood South	[Write-in] John E Torre	5
Precinct Committee Person - Democrat - 2 Greenwood South	[Write-in] Ellie M. Trahern	0
Precinct Committee Person - Democrat - 3 Lincoln	[Write-in] Graeme J Clark	0
Precinct Committee Person - Democrat - 39 Lucky Queen	[Write-in] John A Rickert	4
Precinct Committee Person - Democrat - 39 Lucky Queen	[Write-in] Patricia A Rickert	4
Precinct Committee Person - Republican - 1 Highland	[Write-in] Katherine J. Saunders	8
Precinct Committee Person - Republican - 17 Dimmick	[Write-in] Becky Lemler	3
Precinct Committee Person - Republican - 19 Jerome Prairie	[Write-in] David F Leary	3
Precinct Committee Person - Republican - 31 Bridgeview	[Write-in] Noah Robinson	6
Precinct Committee Person - Republican - 31 Bridgeview	[Write-in] Art Robinson	5
Precinct Committee Person - Republican - 31 Bridgeview	[Write-in] Fama Robinson	5
Precinct Committee Person - Republican - 37 Selma	[Write-in] Robert McNeill	3
Precinct Committee Person - Republican - 38 Slate Creek	[Write-in] David M Mills	3

