

Minutes
HERTFORD COUNTY BOARD OF COMMISSIONERS
REGULAR MEETING
 COMMISSIONERS' CHAMBERS/MULTI-PURPOSE ROOM – JUDICIAL CENTER
 Monday, March 15, 2021 – 7:00 PM

Present: Com. Ronald J. Gatling, Chairman, Com. John D. Horton, Vice-Chair Com. Leroy Douglas, Com. Andre' Lassiter, Com. William F. Mitchell, Jr.

Also Present with the Board: Mr. David B. Cotton, County Manager, Dr. Renee Fleetwood, Clerk to the Board, Attorney Charles L Revelle, III, County Attorney
 Attorney Maria Jones, Revelle & Lee

The following directors attended the meeting: Mrs. Brenda Brown, Mrs. Renee Draper, Ms. Kelly Bowers and Sheriff Dexter Hayes.

Chairman Ronald J. Gatling called the meeting to order at 7:00 PM and provided the Invocation.

CONSENT AGENDA

On a motion by Com. Andre' Lassiter and a second by Com. William F. Mitchell, Jr, the Board approved the Consent Agenda as follows:

- Approval of February 25, 2021 and March 1, 2021 Minutes
- Request Approval of NCVTS Refund Ralph Patton Brabble, Jr.

North Carolina Vehicle Tax System																	
NCVTS Pending Refund report																	
Report Date 3/2/2021																	
Payee Name	Primary Owner	Secondary Owner	Address 1	Address 2	Refund Type	Bill #	Status	Transaction #	Refund Description	Refund Reason	Create Date	Auth	Tax Jurisdict	Levy Type	Change	Interest	Total Change
BRABBLE, RALPH PATTON JR	BRABBLE, RALPH PATTON JR	BRABBLE, LYNETTE PERRY	327 NC 42 W	AHOSKIE, NC 27910	Proration	0039401199	PENDING	140448308	Refund Generated due to proration on Bill	Tag Surrender	02/22/2021		G01	Tax	(\$242.55)	\$0.00	(\$242.55)
									#0039401199-2020-2020-0000-00				P01	Tax	(\$11.55)	\$0.00	(\$11.55)
																	Refund \$254.10
MARTIN, JULIE BRITT	MARTIN, JULIE BRITT	MARTIN, ROY EARL JR	335 JAY TRL	MURFREESBORO, NC 27855	Proration	0053179725	PENDING	210530973	Refund Generated due to proration on Bill	Tag Surrender	02/19/2021		G01	Tax	(\$78.92)	\$0.00	(\$78.92)
									#0053179725-2019-2019-0000-00				C04	Tax	(\$62.00)	\$0.00	(\$62.00)
													C04	Vehicle Fee	\$0.00	\$0.00	\$0.00
																	Refund \$140.92

- Approval of Tax Payer Refund Lloyd J. Parker & Larry Wynn

\$123.89-Lloyd J. Parker-Vendor #15743 garnishment on Lloyd Parker for Foreclosure property that he didn't Pin # 5996-35-8516.

\$348.85-Larry Wynn- Vendor# 903961 During revaluation the double wide mobile home was erroneously assigned as a modular.

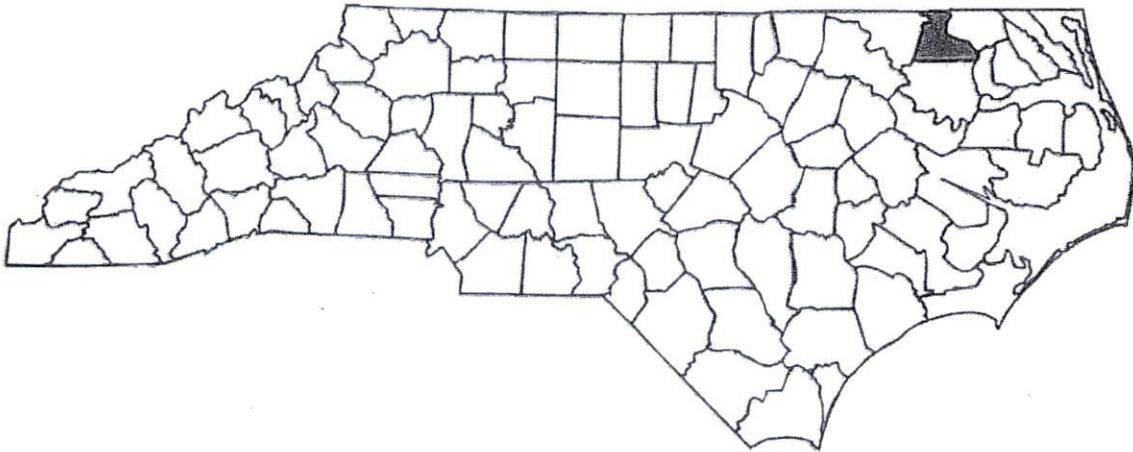
JANUARY 2021 MONTHLY FINANCIAL REPORT (MFR)

Mrs. Renee Draper, Finance Director, presented the January 2021 Monthly Financial Report (MFR) highlighting the comparative General Fund expenditures, operating cash and investment balances, and the Hertford County Public School Capital Outlay requests as attached.

Vice-Chair Horton shared his concern about the percentages on the report. Mrs. Draper assured Vice-Chair Horton and the Board that she was not concerned about the percentages and would keep a careful watch on them.

County of Hertford
Monthly Financial Report

January 2021



Renee' B. Draper, Finance Director

David B. Cotton, County Manager

Letter of Transmittal

March 15th, 2021

County Administration and the Finance Department are pleased to present the January 31st, 2021, Monthly Financial Report (MFR) to the Board of County Commissioners and the Citizens of Hertford County.

The MFR is intended to provide informative and relevant financial data to the Board of County Commissioners and the Citizens of Hertford County. The MFR includes highlights of the County's financial position and relative stability as of January 31st, 2021. The financial information, which is unaudited, includes a comparative analysis of the General Fund as well as the Enterprise Fund(s) revenues and expenditures to date for the periods ending January 31st, 2020 and 2021.

Interpretative Note: the figures, amounts, data points and percentages contained in the MFR will be impacted by timing differences in receipts and payments from the comparative fiscal years. These timing anomalies are most pronounced early in the Fiscal Year due to the ad valorem tax receipt deadline and the quarterly disbursement cycle of sales tax revenues. Further, all funds except the Enterprise Funds are accounted for on a modified accrual basis of accounting as required by the North Carolina General Statute § 159-26(c). Under modified accrual accounting, revenues are reported when they are both measurable and available. Expenditures are recorded in the period in which the liability is incurred, except for interest on long-term debt and accrued compensated absences. The Enterprise Funds use a full accrual accounting, recording revenues when earned and expenditures when incurred.

Exhibit 1 indicates that as of January 31st, 2021, General Fund revenues totaled \$17.5 million, which equates to 63% of the budgeted annual revenue (this does not include transfers).

Exhibit 2 provides an overview of the delinquent tax figures.

Exhibit 3 indicates that as of January 31st, 2021, General Fund expenditures totaled \$15 million, which equates to 53.5% of the budgeted annual expenditures (this does not include transfers).

Exhibit 4 indicates that as of January 31st, 2021 Southern Rural Water District Fund revenues totaled \$598,153, which equates to 50.6% of the budgeted annual revenue and the expenditures totaled \$788,457, which equates to 70.7% of the budgeted annual expenditures (these do not include transfers). Southern Rural Water District has a debt service payment at the beginning of the fiscal year totaling \$352,528. Further, the debt service amount equates to approximately thirty percent of the total annual operating budgeted amount for Fiscal Year 2020 – 2021. As such, the debt service payment arbitrarily skews the year to date expenditure report. By comparing the operating expenditures (absent the annual debt service) with the operating revenues, a more accurate assessment may be made of the enterprise fund's financial position. Based on the described analysis, revenues collected are at approximately 72.1% and expenditures to date total approximately 36.8%. Finally, as the fiscal year progresses, the overall budgeted percentages will track more in line with the actual year to date percentages.

Exhibit 5 indicates that as of January 31st, 2021, Northern Rural Water District Fund revenues totaled \$304,794, which equates to 53.4% of the budgeted annual revenue and the expenditures totaled \$349,952, which equates to 64.7% of the budgeted annual expenditures (these do not include transfers). Northern Rural Water District has a debt service payment at the beginning of the fiscal year totaling \$166,830. Further, the debt service amount equates to approximately one-third of the total annual operating budgeted amount for Fiscal Year 2020 – 2021. As such, the debt service payment arbitrarily skews the year to date expenditure report. By comparing the operating expenditures (absent the annual debt service) with the operating revenues, a more accurate assessment may be made of the enterprise fund's financial position. Based on the described analysis, revenues collected are at approximately 75.4% and expenditures to date total approximately 32%. Finally, as the fiscal year progresses, the overall budgeted percentages will track more in line with the actual year to date percentages.

Exhibit 6 indicates that as of January 31st, 2021, Tunis Sewer District Fund revenues totaled \$16,005, which equates to 43.9% of the budgeted annual revenue as well as expenditures totaled at \$5,539, which equates to 15.2% of the budgeted annual expenditures (this does not include transfers).

Exhibit 7 indicates that as of January 31st, 2021, Sanitation (Solid Waste) Fund revenues totaled \$1,020,517, which equates to 80.9% of the budgeted annual revenue (this does not include transfers) & Sanitation (Solid Waste) Fund expenditures totaled \$738,521, which equates to 80% of the budgeted annual expenditures (this does not include transfers).

Exhibit 8 illustrates a graphical depiction of the County-wide operating cash balance on a month to month basis for the Fiscal Years 2018-2021.

Exhibit 9 is a descriptive illustration of the County's outstanding long-term debt as of June 30th for Fiscal Years 2018 to 2020, as well as the debt related activity for the period ending January 31st, 2021.

Respectfully Submitted,

A handwritten signature in black ink, appearing to read "Renee B. Draper", written in a cursive style.

Renee' B. Draper, Finance Director

Comparative Statement General Fund Revenues

As a point of comparison, the County's total General Fund revenue collection is not noticeably different from the same reporting period in Fiscal Year 2019-2020. However, revenue collections are likely to decline as the partial economic shutdown associated with COVID-19 continues to impact our community. Based on current economic forecasts and fiscal trends; the post COVID-19 economic recovery will likely extend longer than earlier projected by economist. County staff will continue to monitor federal and State legislative trends, which may impact our local economy. Lastly, County staff will analyze revenue collection statistics and offer recommendations to the Board of County Commissioners to ensure that the County maintains fiscal prudence and financial solvency.

As of January 31st, 2020, General Fund revenues totaled \$17.5 million, which equates to sixty-three-point-one (63.1%) percent of the budgeted revenues that have been collected by the County. As well, no single revenue source or category of revenues has sufficient receipts to establish a clear pattern. However, from other economic data, County staff are able to extrapolate that Fiscal Year 2020-2021 revenue collections may trend closely to budgeted figures.

Revenues may not track consistently with the calendar since many revenue sources have due dates that do not occur consistently throughout the Fiscal Year. Large revenue sources, such as ad valorem and personal property tax revenues are remitted throughout the year with a single deadline occurring in January of each year.

Exhibit 1

DESCRIPTION	Fiscal Year 2019-2020			Fiscal Year 2020-2021		
	Budgeted	Year to Date Actuals	Percentage of Actuals to Budgeted	Budgeted	Year to Date Actuals	Percentage of Actuals to Budgeted
Ad Valorem Taxes	\$12,351,186	\$11,747,508	95.1%	\$12,791,331	\$11,742,920	91.8%
Vehicle Taxes	\$60,000	\$27,344	45.6%	\$40,000	\$10,004	25.0%
NC New Vehicle Taxes	\$1,268,225	\$735,533	58.0%	\$1,270,225	\$794,199	62.5%
Sales Taxes	\$5,042,000	\$1,734,470	34.4%	\$4,788,588	\$1,787,999	37.3%
Other Taxes & Licenses	\$83,000	\$39,732	47.9%	\$71,479	\$31,386	43.9%
Unrestricted Intergovernmental	\$60,000	\$0	0.0%	\$60,000	\$0	0.0%
Restricted Intergovernmental	\$579,409	\$190,565	32.9%	\$653,053	\$216,162	33.1%
Restricted Intergovernmental - Aging	\$334,979	\$167,575	50.0%	\$436,224	\$185,252	42.5%
Restricted Intergovernmental - Social Services	\$2,798,798	\$1,284,596	45.9%	\$2,678,767	\$1,232,660	46.0%
Permits & Fees	\$194,000	\$149,788	77.2%	\$213,000	\$171,655	80.6%
Sales & Services	\$1,679,800	\$921,145	54.8%	\$1,603,951	\$834,633	52.0%
Investment Earnings	\$150,000	\$66,159	44.1%	\$110,000	\$10,143	9.2%
Miscellaneous	\$32,935	\$107,585	326.7%	\$73,235	\$38,656	52.8%
Transfer Funds	\$143,551	\$78,302	54.5%	\$173,500	\$81,455	46.9%
Covid Relief Funds	-	-	-	\$477,222	\$460,422	96.5%
Fund Balance Appropriation	\$1,711,309	\$0	0.0%	\$2,457,973	\$0	0.0%
Totals	\$26,489,192	\$17,250,303	65.1%	\$27,898,548	\$17,597,546	63.1%

Delinquent Taxes


The Board of County Commissioners recognizes the significance and equity of collecting Delinquent Taxes. As such, the Board directed County staff to develop and implement a plan to ultimately increase the collection rate to ninety-nine (99%) percent. As of the Fiscal Year 2019-2020 Audit, the County's collection rate is ninety-six point two-six (96.26%) percent. The collection remedies for collecting delinquent taxes are provided in North Carolina General Statute § 105-366 through North Carolina General Statute § 105-375. The appointed Tax Collector may utilize attachment and garnishment, levy and sale of personal property, foreclosure, etc. to collect delinquent taxes. Based on the guidance from the Commissioners and the collection remedies available, County staff have devised a comprehensive plan to achieve the Board's goal.

As of June 30th, 2020, the delinquent taxes balance was \$1,361,529, which equate to nine-point-seven (9.7%) percent of the total tax levy* (\$14,018,993). As of January 31, 2021, the delinquent taxes balance was \$1,270,607, which equate to nine (9%) percent of the total tax levy. As a point of reference, one (0.01¢) penny on the tax rate generates approximately \$140,000 in tax revenue. The delinquent taxes balance equates to approximately ten (0.10¢) cents on the tax rate.

*Assumes collection rate of 100%

Exhibit 2

Delinquent Taxes as of January 31, 2021



Comparative Statement General Fund Expenditures

As of January 31st, 2021, the General Fund expenditures for the first half of Fiscal Year 2020-2021 totaled \$15 million, at 54.1% of the annual budgeted amounts.

Additional expenses were incurred due to COVID-19. Finance is in the final steps of completing the budget amendment for council to consider and will then transfer the reimbursement to the departments that reported COVID expenditures.

General Fund expenditures are monitored and appropriation recommendations are submitted to the Commissioners throughout the Fiscal Year in accordance with the Board's guidance, statutory requirements, external economic variables as well as General Fund revenue receipts.

Exhibit 3

DESCRIPTION	Fiscal Year 2019-2020			Fiscal Year 2020-2021		
	Budgeted	Year to Date Actuals	Percentage of Actuals to Budgeted	Budgeted	Year to Date Actuals	Percentage of Actuals to Budgeted
Governing Body	\$139,502	\$74,375	56.2%	\$139,815	\$68,328	49.9%
Fees For Taxes	\$62,500	\$31,914	51.1%	\$62,500	\$34,504	55.2%
Administration	\$451,256	\$302,012	69.1%	\$522,478	\$284,335	54.4%
Hr & Risk Services	\$424,320	\$183,382	43.3%	\$446,482	\$246,610	55.2%
Finance	\$374,437	\$161,929	44.4%	\$362,142	\$199,998	59.0%
Tax Assessor	\$294,311	\$141,687	51.7%	\$313,295	\$143,894	53.2%
Tax Collector	\$250,416	\$131,393	53.9%	\$257,329	\$141,481	58.2%
Elections	\$190,631	\$96,304	55.3%	\$259,913	\$192,464	74.4%
Register Of Deeds	\$211,501	\$118,316	62.6%	\$212,174	\$133,867	66.0%
Land Records	\$203,733	\$109,181	54.6%	\$208,764	\$115,512	57.6%
Sheriff	\$2,263,085	\$1,306,153	61.6%	\$2,311,876	\$1,368,969	63.9%
Jail	\$2,061,507	\$999,272	59.8%	\$1,988,221	\$1,050,085	63.4%
Emergency Management	\$327,565	\$189,942	65.5%	\$366,518	\$137,310	41.7%
Emergency Services	\$1,398,026	\$816,483	63.2%	\$1,423,245	\$823,796	63.2%
E911 Central Communications	\$690,235	\$356,050	51.7%	\$691,361	\$397,767	57.7%
Animal Control	\$103,910	\$47,176	51.3%	\$102,490	\$53,881	55.8%
Medical Examiner	\$20,000	\$8,800	44.0%	\$17,500	\$7,850	44.9%
Building Inspections	\$137,784	\$73,912	55.0%	\$138,546	\$76,400	56.5%
Economic Development	\$92,902	\$34,576	97.7%	\$153,582	\$1,587	1.0%
Public Buildings	\$1,033,202	\$630,233	68.1%	\$1,174,435	\$573,933	66.4%
Veterans Service	\$68,893	\$36,949	53.6%	\$70,076	\$38,297	54.7%
Soil Conservation	\$135,690	\$64,427	48.0%	\$138,062	\$72,605	52.9%
Coop Extension	\$166,104	\$48,301	29.1%	\$147,793	\$58,916	40.1%
Steps to Health Grant	\$1,611	\$553	34.3%	\$1,200	\$0	0.0%
Health Department	\$571,947	\$307,686	53.8%	\$529,819	\$298,840	56.4%

Exhibit 3 Continued

DESCRIPTION	Budgeted	Year to Date Actuals	Percentage of Actuals to Budgeted	Budgeted	Year to Date Actuals	Percentage of Actuals to Budgeted
Courts Department	\$83,410	\$44,743	53.6%	\$74,101	\$49,179	66.4%
Mental Health	\$87,750	\$49,993	57.0%	\$86,390	\$50,778	58.8%
Community Based Alternative	\$105,016	\$61,259	58.3%	\$105,016	\$61,259	58.3%
DJJ & Delinquency Prevention	\$117,618	\$67,861	58.5%	\$138,810	\$78,873	57.5%
ROAP Grant	\$128,050	\$33,955	41.2%	\$29,033	\$18,725	91.3%
Legal Department	\$78,000	\$43,750	56.1%	\$78,000	\$43,750	56.1%
Central Services	\$27,250	\$10,768	74.5%	\$21,750	\$8,413	89.3%
Central Services-Telephone	\$142,537	\$65,722	48.8%	\$125,700	\$66,341	52.8%
Central Services-Tech Support	\$654,007	\$304,554	61.1%	\$666,006	\$456,415	80.3%
Aging Administration	\$315,984	\$154,638	50.9%	\$357,199	\$185,880	52.9%
Aging - Public Assistance	\$429,713	\$188,789	84.6%	\$491,616	\$178,343	70.3%
DSS Administration	\$2,508,317	\$1,346,289	56.1%	\$2,551,803	\$1,487,395	59.6%
DSS - Public Assistance	\$952,850	\$676,490	94.4%	\$913,009	\$768,045	108.5%
DSS - Grants	\$24,983	\$11,468	95.9%	\$39,642	\$12,630	60.4%
Local Funds	\$535,000	\$251,087	47.0%	\$431,500	\$221,985	51.7%
Debt Service - Judicial Center	\$940,820	\$157,359	16.7%	\$915,819	\$144,859	15.8%
DSS Renovation Loan	\$286,799	\$0	0.0%	\$281,374	\$0	0.0%
AES School Project	-	-	-	\$626,109	\$70,608	11.3%
Contribution Fire/Rescue	\$353,705	\$181,553	56.4%	\$341,042	\$205,446	60.5%
Public Schools	\$5,445,292	\$3,083,820	56.6%	\$5,415,792	\$3,077,391	56.8%
Special Appropriations	\$194,146	\$108,560	55.9%	\$183,474	\$112,956	61.6%
Operating Transfers	\$1,308,400	\$458,125	35.0%	\$1,223,000	\$483,116	39.5%
Contingency	\$100,000	\$0	0.0%	\$1,048,034	\$782,166	75.1%
Transfers/Adjustments	\$ (5,523.00)			\$(285,288.00)		
Totals	\$26,489,192	\$13,571,788	51.2%	\$27,898,548	\$15,085,779	54.1%

Comparative Statement Enterprise Fund Revenues & Expenditures

Hertford County has one kind of Proprietary Fund. Enterprise Funds are used to report the same functions presented as business-type activities in the government-wide financial statements. Hertford County uses Enterprise Funds to account for its water and sewer activities and for its sanitation operations. Actual revenues and expenditures for the Enterprise Funds are recorded on the full accrual accounting basis method, meaning that revenues are recorded when earned and expenditures when incurred.

Hertford County operates four (4) Enterprise Funds to include: 1) Northern Rural Water District Fund, 2) Southern Rural Water District Fund, 3) Tunis Sewer District Fund & 4) Sanitation (Solid Waste) Fund. Enterprise Funds distinguish operating revenue and expenses from non-operating items. Operating revenues and expenses generally result from providing services as well as producing and delivering goods in connection with an Enterprise Fund's principal ongoing operations.

The budgeted figures for Fiscal Year 2020-2021 were established to support the ongoing operations and anticipated capital improvements for each Enterprise Fund. The budgeted revenue figures include estimated carryover from the prior Fiscal Year. Actual carryover amounts from Fiscal Year 2019-2020 to Fiscal Year 2020-2021 are reported as a component of operating revenue.

Exhibit 4

Southern Rural Water District

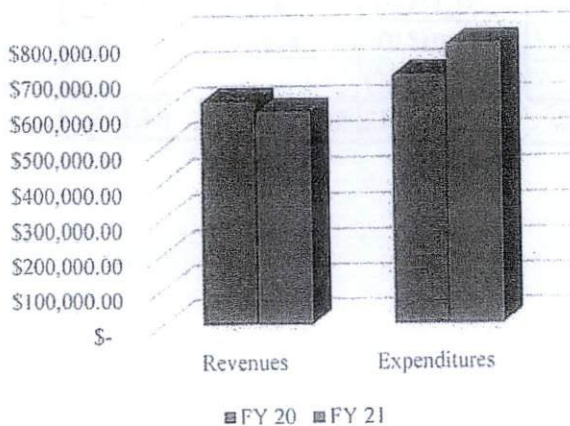
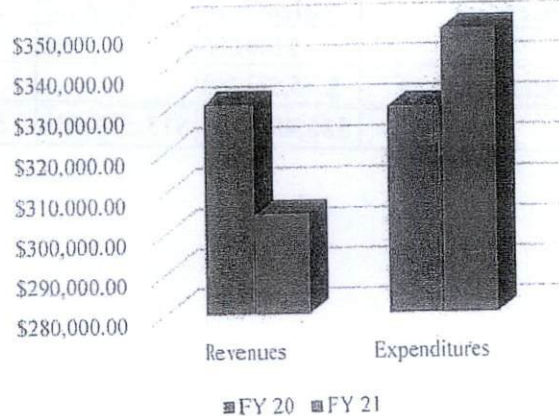


Exhibit 5

Northern Rural Water District



	Outstanding Balance*
Southern Rural Water District	\$ 117,162.00
Northern Rural Water District	\$ 34,427.00
Total	\$ 151,589.00

* = Governor Cooper's Executive Order prohibited local utilities from disconnecting customers with past due balances, as well as not charging late fees.

Exhibit 6

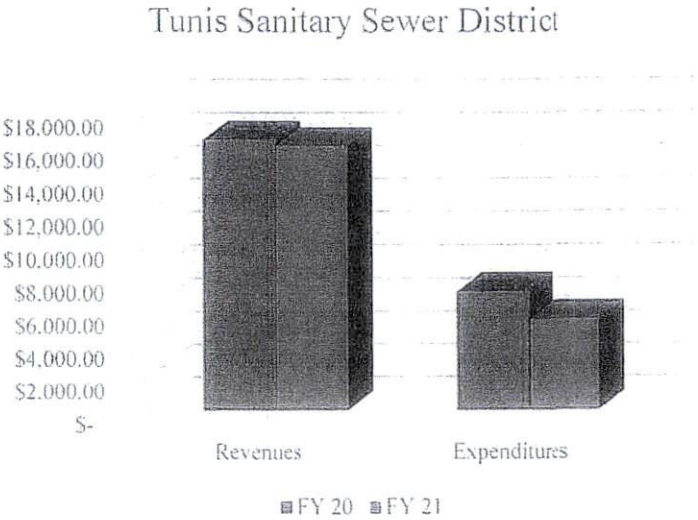



Exhibit 7



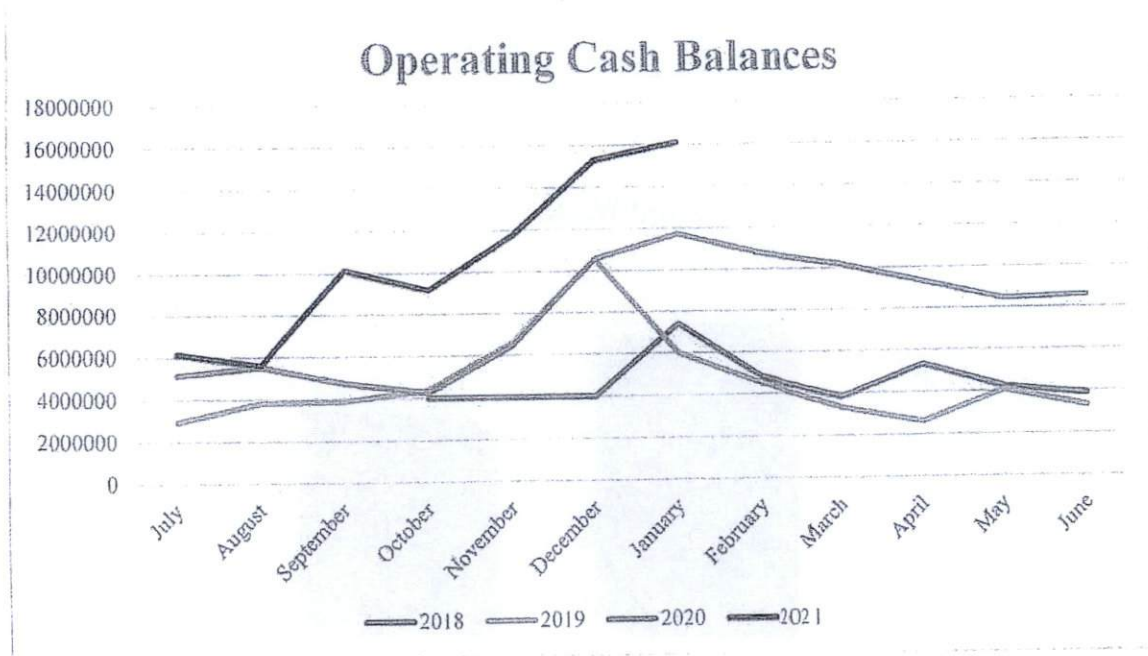
Operating Cash & Investment Balances

All deposits of the County are made in Board designated official depositories and are secured as required by North Carolina General Statute § 159-31. The County may designate, as an official depository, any bank or savings association whose principal office is located in North Carolina. Also, the County may establish time deposit accounts such as Negotiable Order of Withdrawal (NOW) and Super NOW accounts, money market deposit accounts and certificate of deposit.

North Carolina General Statute § 159-30(c) authorizes the County to invest in obligations of the United States or obligations fully guaranteed both as to principal and interest by the United States; obligations of the State of North Carolina; bonds and notes of any North Carolina local government or public authority; obligations of certain non-guaranteed federal agencies; certain high quality issues of commercial paper and bankers' acceptances and the North Carolina Capital Management Trust (NCCMT).

Hertford County pools money from several funds to facilitate disbursement and investment as well as to maximize investment income. Therefore, all cash and investments are considered cash and cash equivalents.

Exhibit 8



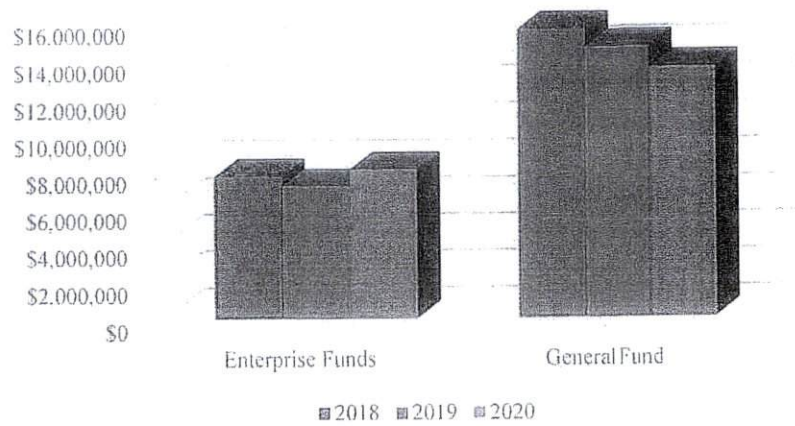
Outstanding Long-Term Debt

In the Government-wide Financial Statements and Proprietary Fund (Enterprise Fund) types in the fund financial statements, long-term debt and other long-term obligations are reported as liabilities on the statement of net position.

As part of the budget development process each Fiscal Year and in accordance with North Carolina General Statute § 159-35 & North Carolina General Statute § 159-36, Hertford County is required to appropriate adequate funding to satisfy all principal and interest payments associated with any long-term debt prior to contemplating any other expense or expenditure.

Exhibit 9

Hertford County Outstanding Debt



	Debt Outstanding 2018	Debt Outstanding 2019	Debt Outstanding 2020	FY 2021 Annual Debt Service Payment	Debt Retirement Date
Enterprise Funds					
Northern Water District	\$2,335,482	\$2,168,661	\$3,422,297	\$203,880	FY59
Southern Water District	\$4,935,397	\$4,582,869	\$4,230,340	\$352,528	FY59
Tunis Sanitary District	\$454,984	\$442,324	\$429,794	\$12,769	FY54
Subtotal Enterprise Funds	\$7,725,863	\$7,193,854	\$8,082,431	\$569,177	
General Fund					
DSS Renovation	\$2,975,739	\$2,678,089	\$2,385,865	\$281,373	FY28
Judicial Center	\$12,597,285	\$11,924,925	\$11,095,206	\$889,719	FY33
Ahoskie Elementary School	-	-	-	\$626,108	FY30
Subtotal General Fund	\$15,573,024	\$14,603,014	\$13,481,071	\$1,797,200	
Totals	\$23,298,887	\$21,796,868	\$21,563,502	\$4,732,755	

Economic Indicators

There are a multitude of Economic Indicators and Variables, which influence Hertford County's long-term financial viability and short-term fiscal stability. These Economic Indicators and Variables range from the diversity of the businesses in the community to the supporting infrastructure.

Economic Indicators and Variables:

- ♦ Hertford County's top ten (10) taxpayers have an assessed valuation of \$230,145,206, which equates to fifteen-point-forty-four (15.44%) percent of the total assessed value.
- ♦ The partial shutdown of the economy due to the COVID-19 pandemic has thus far been mitigated through financial support from the federal and State governments. The loss to Hertford County is less than 1% compared to last year, the county retained businesses but did not grow. Hertford County staff will continue to analyze economic data and the annual budget to ensure that the County maintains a balanced and financially sound budget.
- ♦ The local unemployment rate was 6.7% in January 2021.
- ♦ The County's unemployment rate continues to trend the national average of 6.7% as well as being above the State average of 6.2% in January 2021.
- ♦ New construction value for the date range of July 1, 2020 through January 31, 2021 totaled \$4,476,631.92, which equates to a 18.12% decrease as compared with the same reporting period for Fiscal Year 2019-2020.

Hertford County Public School Capital Outlay Requests

The below exhibit breaks down the capital outlay requests received from and paid to Hertford County Public Schools for Fiscal Year 2020 – 2021 as of January 31, 2021.

Facility	Description	Amount
CS Brown	10 Ton Gas Pack	\$12,427.22
Hertford County High	Compressor	\$26,621.94
Bus Garage	3 Mini Split Systems	\$7,690.01
Bearfield	15 Ton Split System Replacement	\$15,450.65
Total		\$62,189.82

DEPARTMENT OF SOCIAL SERVICES PHASE 38 AWARD PRESENTATION

Ms. Tameka Knight, DSS Income Maintenance II Caseworker, presented the Social Services Award under Phase 38 of the Emergency Food and Shelter Program (EFSP) based upon the available statistics in the amount of \$7,056.00. Ms. Marion Faison was also in attendance.

PUBLIC COMMENT

Ms. Kristen Fajardo commented to the Board for help regarding the closing of Rivers Correctional Facility and to urge the Board to encourage Congressman G. K. Butterfield to keep his promise to save their jobs.

Mr. Roosevelt Littlejohn, Jr., Federal Union Representative with National Federation of Federal Employees/IAM-AW, (NFFE) commented to the Board that the union supports the efforts of the Board to keep the facility open.

REQUEST APPROVAL OF THE PROCLAMATION DESIGNATING THE MONTH OF APRIL 2021 AS "NORTH CAROLINA 811 SAFE DIGGING MONTH"

On a motion by Com. Lassiter and a second by Com. Douglas, the Board approved the Proclamation Designating the Month of April 2021 as North Carolina 811 Safe Digging Month.



PROCLAMATION

HERTFORD COUNTY DESIGNATING THE MONTH OF APRIL 2021 AS

"NORTH CAROLINA 811 SAFE DIGGING MONTH"

WHEREAS, as utility owners, excavators, designers, and homeowners work to keep pace with North Carolina's economic development, it is important to minimize damages to underground utility lines, danger to workers and the general public, environmental impact, and loss of utility services to the citizens of North Carolina; and

WHEREAS, North Carolina 811, a utility service notification center and leader in education celebrates its 43rd year of continuous service to the State, is key to preventing injuries and damages when excavating; and

WHEREAS, this unique service provides easy, one-call notification about construction and excavation projects that may endanger workers and jeopardize utility lines while promoting workplace and public safety, reducing underground utility damage, minimizing utility service interruptions and protecting the environment; and

WHEREAS, this vital service, which began in 1978 serves the citizens of North Carolina from the mountains to the coast, educates stakeholders about the need for excavation safety whether the project is as small as planting a tree to designing and beginning construction on a new interstate; and

WHEREAS, in 2020, the North Carolina one call system received 2.1 million notification requests and transmitted over 12.2 million requests, providing protection to utility companies infrastructure, their employees, excavators, and customers;

NOW, THEREFORE, BE IT RESOLVED, that Hertford has designated the month of April 2021 as "North Carolina 811 Safe Digging Month" to encourage all excavators and homeowners of Hertford County to contact 8-1-1 either by dialing 8-1-1 or contacting NC811 via the webpage of NC811.org at least three working days prior to digging in order to "Know What's Below," avoid injury, protect the environment,

prevent millions of dollars in damages and to remind excavators that three working days' notice is the law, for safe digging is no accident, and that more information may be obtained by visiting www.nc811.org.

HERTFORD COUNTY BOARD OF COMMISSIONERS

Honorable Ronald J. Gatling, Chairman

ATTEST:

Dr. Renee Fleetwood, Clerk to the Board

Build Your Future on Our Foundation
115 Justice Drive ■ Suite 1 ■ Winton, North Carolina 27986

**REQUEST CONSIDERATION OF BID PROPOSAL ON TAX FORECLOSED
PROPERTY JOHN & JOANNE BELL PIN #5061-72-4902**

On a motion by Com. Douglas and a second by Com. Mitchell, the Board approved the Bid Proposal in the amount of \$1,000.00 on the John & Joanne Bell Tax Foreclosed Property PIN #5061-72-4902 for upset bid advertising.

COUNTY MANAGER'S COMMENTS

County Manager David B. Cotton commented on the Coronavirus Aid, Relief, and Economic Security (CARES) Act sharing that the CARES Act and the Coronavirus Response and Relief Supplemental Appropriations Act of 2021 provide fast and direct economic assistance for American workers, families, and small businesses, and preserve jobs for American Industries.

Com. Lassiter inquired as it relates to President Biden's \$1.9 trillion COVID-19 relief plan second round of financial assistance.

Manager Cotton responded that the remainder of the previous COVID funds have not been identified via dollar amount and that the association is mailing it down.

COMMISSIONERS' COMMENTS

The Commissioners made the following comments:

Com. Mitchell thanked everyone for attending the meeting.

Com. Lassiter thanked everyone for attending the meeting and thanked the RCCC Trustee Chair, Ms. Jeri Pierce, for her presence.

Vice-Chair Horton thanked everyone for attending the meeting and requested that an Economic Development Report be provided to the Board at an upcoming meeting.

No comments were made by Chairman Gatling and Com. Douglas.

CLOSED SESSION

On a motion by Com. Lassiter and a second by Com. Douglas, the Board unanimously approved to move to Closed Session as allowed under NCGS § 143-318.11(a)(3) to consult with the County Attorney.

Minutes of Closed Session are on file in the Office of the Clerk to the Board.

On a motion by Com. Mitchell and a second by Com. Douglas, the Board unanimously approved to return to Regular session.

On a motion by Com. Mitchell and a second by Vice-Chair Horton, the Board unanimously approved whole percentages instead of fractional percentages for calculating jurisdiction assessment rates.

On a motion by Com. Mitchell and a second by Com. Douglas, the Board unanimously approved the Board of Equalization and Review first meeting to occur on May 3, 2021.

ADJOURN MEETING

On a motion by Com. Douglas and a second by Com. Mitchell, the Board unanimously approved to adjourn the meeting.

Approved: April 5, 2021

Com. Ronald J. Gatling, Chairman

Dr. Renee Fleetwood, Clerk to the Board