

4th of July Parade

Line-up Instructions and Safety Reminders

Review these instructions and safety reminders with everyone in your group during parade assembly.

For assistance contact a parade volunteer – Look for the orange vest!

Safety

- If first aid is needed, contact a parade volunteer to summon assistance.
- If an emergency vehicle is needed – the parade will shift to the right side of the road to let the vehicle pass on the left.
- Have all children stay with the group.

Before you arrive

- *Be prepared for weather - drink plenty of water and wear sunscreen for hot days and wear wet weather gear for rainy days.*
- Drive slowly and watch for pedestrians

★ Take the Shuttle Bus

- Park vehicles that are not in the parade near the Groton Shopping Plaza.
- Plan to arrive early, between 8:00 – 9:00 a.m.
- Take the Shuttle Bus from the US Post Office behind the Groton Shopping Plaza to the starting point for the line up.
- The shuttle bus will not run after the parade.

During the Parade

- Maintain the interval between the groups ahead of and behind you.
 - Keep moving!
 - To discourage children from racing into the street
- ★ *Candy and other give-aways may not be thrown from vehicles.* Marchers walking along the edge of the street may *hand* these items out.

After the Parade

- Set up a time and place to meet once the parade ends.
- Award winners will be contacted after the parade. We plan to present awards at a future Town Council meeting.
- At the conclusion of the parade, you will not be able to travel down Route 1 back to the starting location until the entire parade is complete.
- To leave after the parade, vehicles may use Route 1 towards Interstate 95 or take Drozdyk Drive to Buddington Road.
-

Restrooms

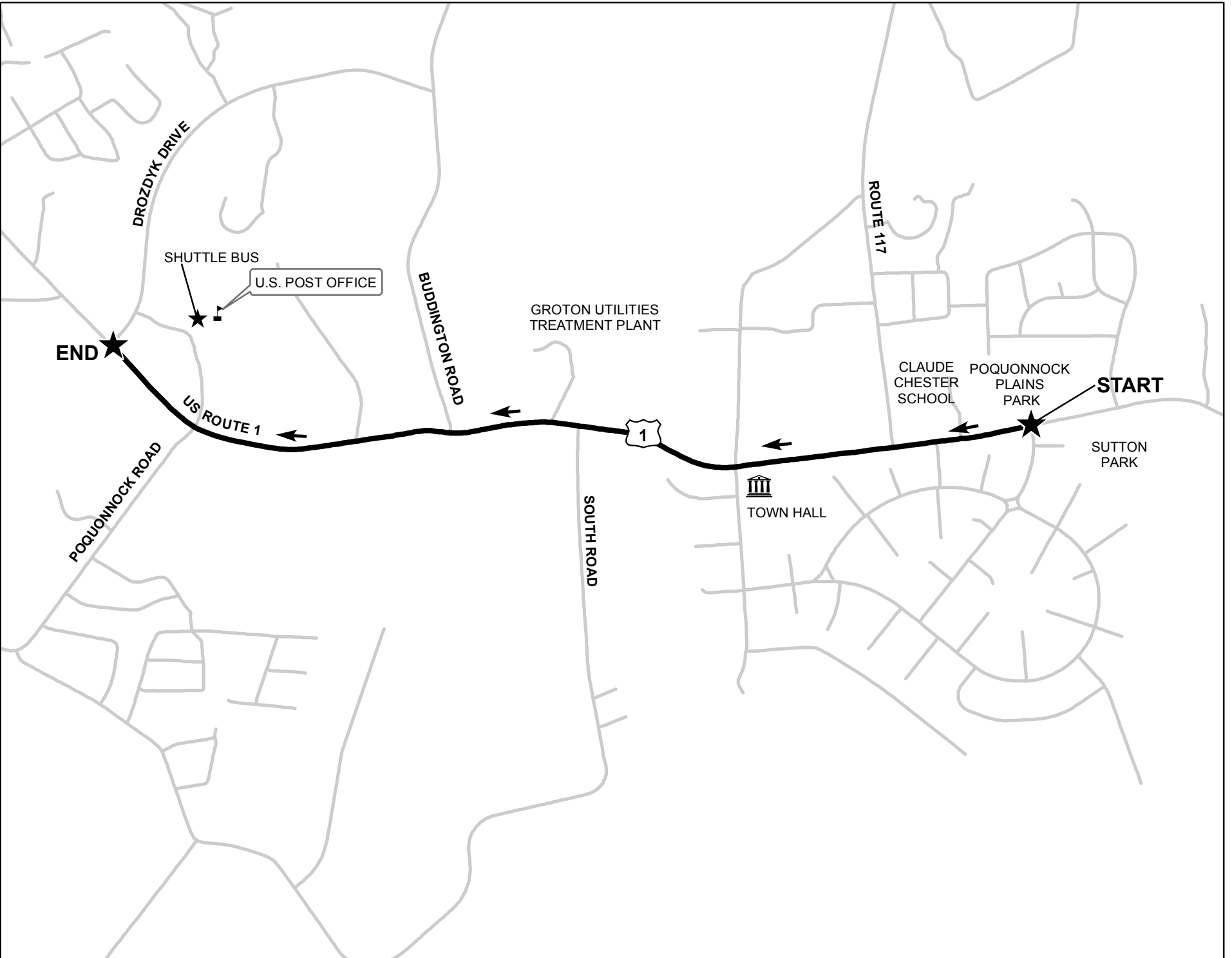
Portable toilets at Sutton Park
Poquonnock Plains Park restrooms

If you have any questions, please contact me at 860-536-5682.

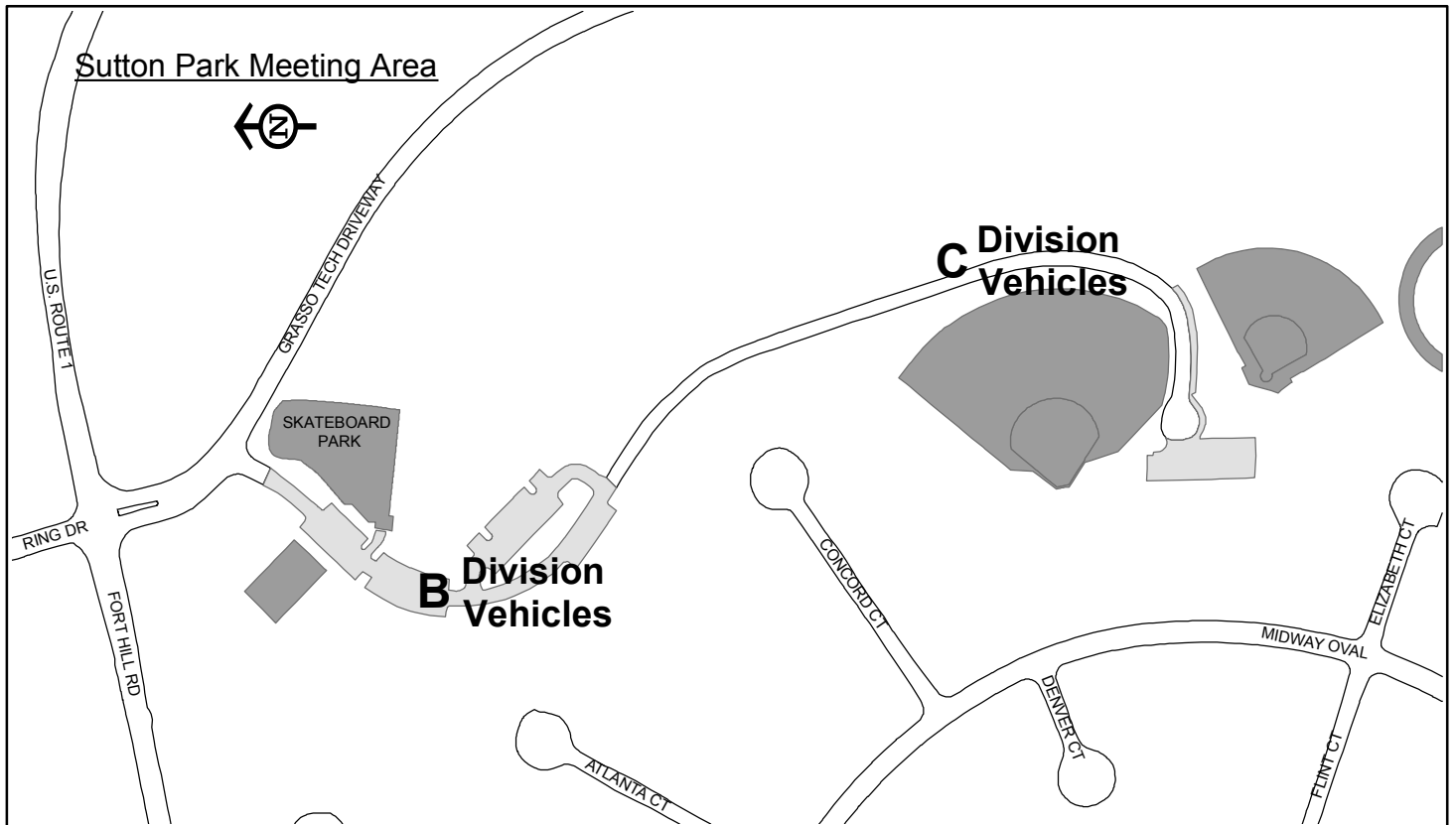
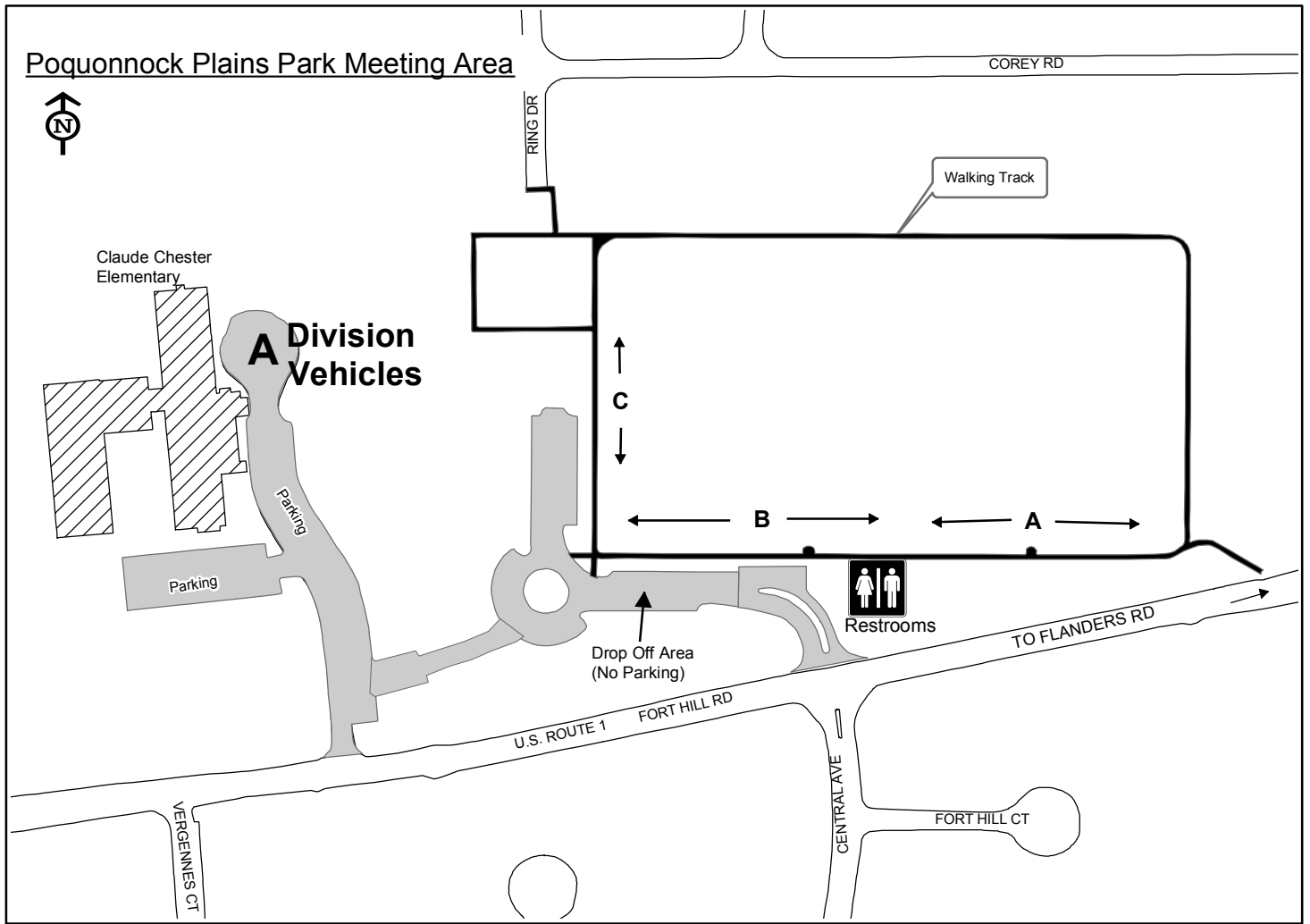
Thank you!

Jerry Lokken
Manager of Recreation Services

Town of Groton - 4th of July Parade Route



Town of Groton - 4th of July Parade Meeting Areas



4th of July Parade Driving Directions

Note: Please use the shuttle bus to arrive at the starting location whenever possible to reduce traffic in the area of the starting point. See directions below.

Shuttle Bus and Ending Point Location

From: Interstate 95 from New London

Exit 85 (US Route 1) and go south for approximately 1¼ miles

From US Route 1, turn onto Drozdyk Drive

Turn right at the stop sign

Turn left into the parking lot

Park in one of the lots near the Groton Shopping Plaza

Shuttle Bus Pick-Up at the Groton Post Office

From: Interstate 95 from Mystic

Left Exit 87 (Clarence B. Sharp Highway) and continue west for ½ mile

Take exit ramp to the right (following signs to US Route 1)

Turn right on US Route 1 and go south for approximately 1 mile

From US Route 1, turn onto Drozdyk Drive

Turn right at the stop sign

Turn left into the parking lot

Park in one of the lots near the Groton Shopping Plaza

Shuttle Bus Pick-Up at the Groton Post Office

Starting Point Location

From: Interstate I-95

Exit 88 (Route 117) and go south for approximately one mile

Turn left on US Route 1 and go east for ¼ mile

Poquonnock Plains Park is on the left (Drop off only – No Parking at this location)

Turn left at Central Avenue into the parking lot

One-way traffic through the parking lot

All vehicles must leave by exiting from the Claude Chester School parking lot

Sutton Park

Turn right at Ring Drive

Turn right into first parking lot

Claude Chester Elementary School

Follow directions to Poquonnock Plains Park

Turn left on Harry Day Drive
