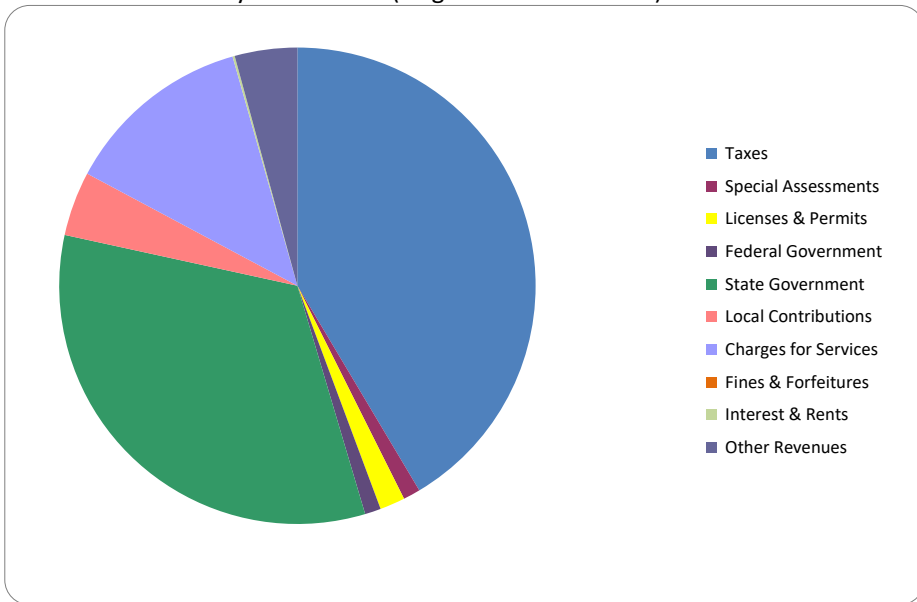


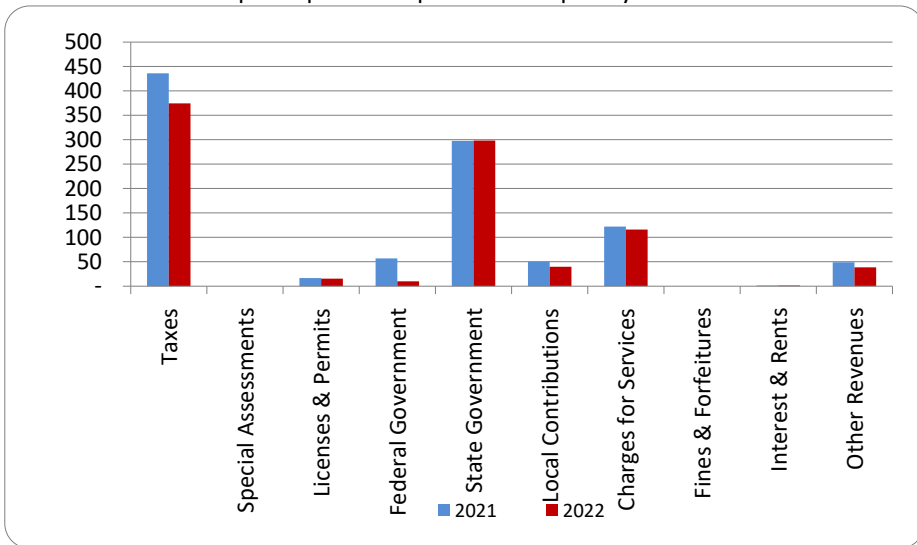
1. Where our money comes from (all governmental funds)



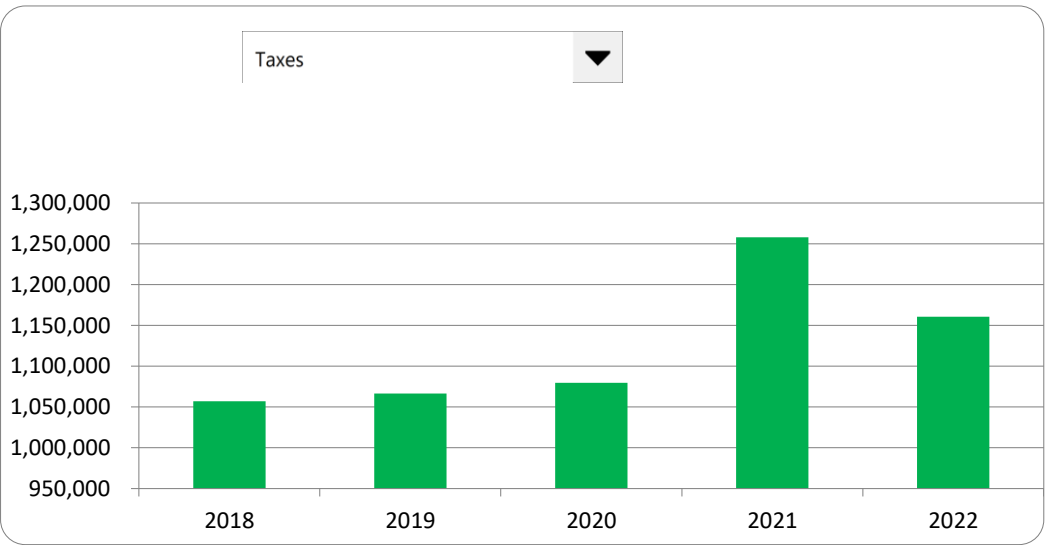
2. Compared to the prior year

	<u>2021</u>	<u>2022</u>	<u>% change</u>
Taxes	\$ 1,287,371	\$ 1,193,051	-7.33%
Licenses & Permits	48,904	47,847	-2.16%
Federal Government	164,603	30,422	-81.52%
State Government	858,886	924,318	7.62%
Local Contributions	145,651	122,475	-15.91%
Charges for Services	352,758	358,737	1.69%
Fines & Forfeitures	-	-	N/A
Interest & Rents	4,336	4,169	-3.85%
Other Revenues	142,012	118,739	-16.39%
<b>Total Revenues</b>	<b>\$ 3,004,521</b>	<b>\$ 2,799,758</b>	<b>-6.82%</b>

3. Revenue sources per capita - compared to the prior year



4. Historical trends of individual sources



Commentary:

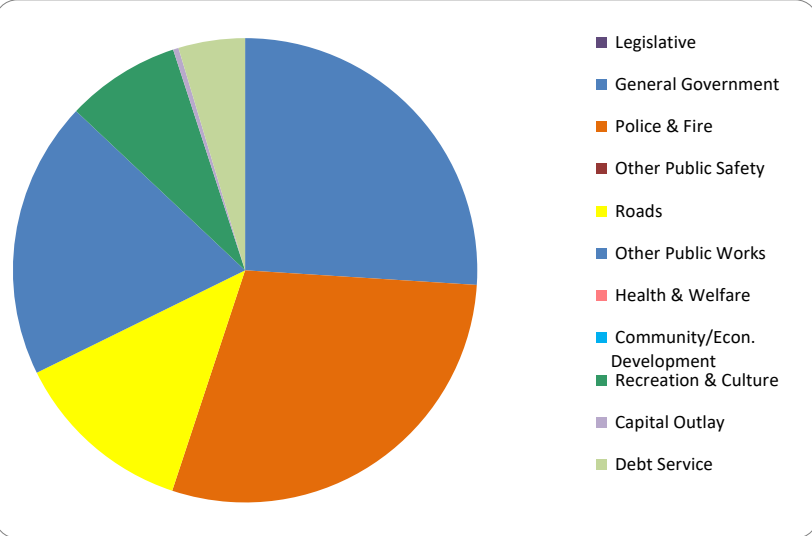
For more information on our unit's finances, contact Angela Bigham at (989) 426-9231 x13.

**CITIZEN'S GUIDE TO LOCAL UNIT FINANCES - City of Gladwin (26-2020)**

EXPENDITURES

1. Where we spend our money (all governmental funds)

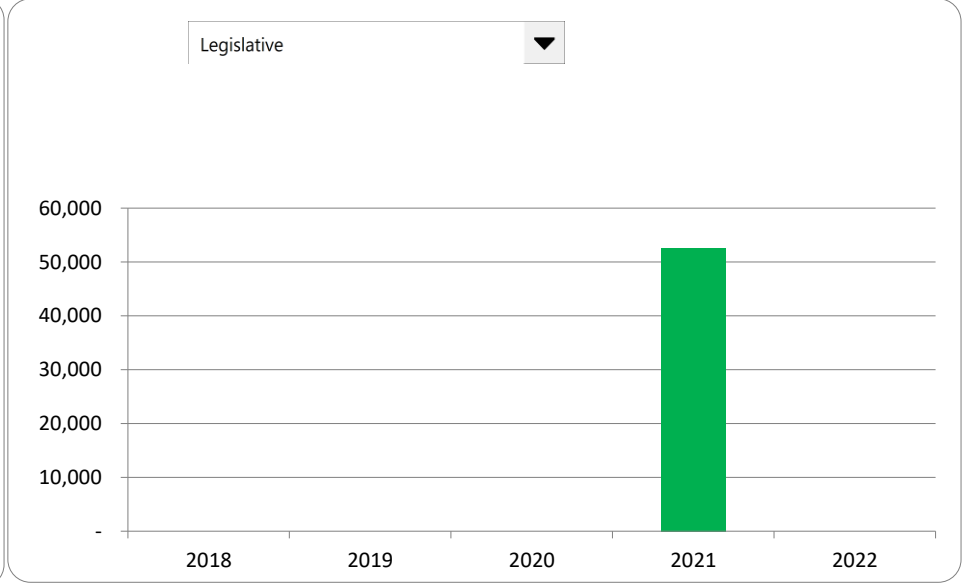
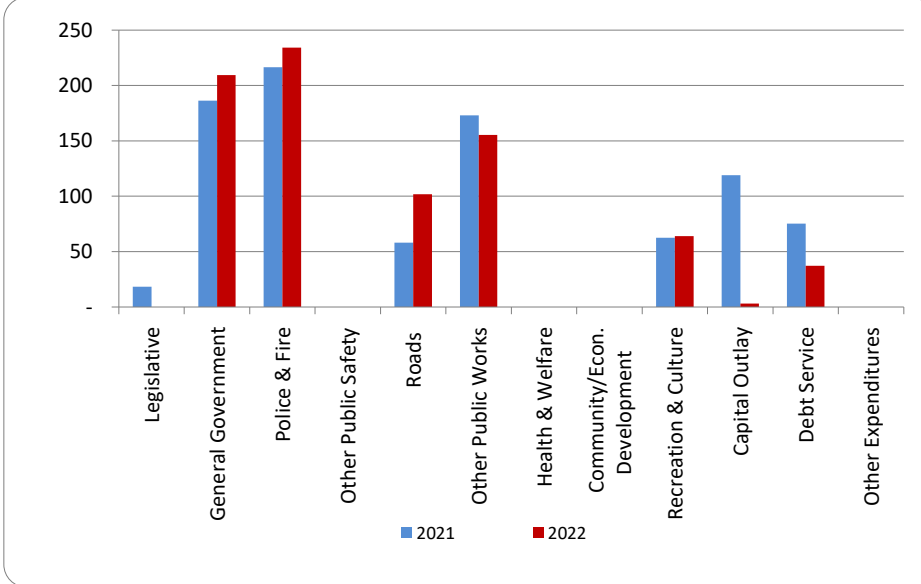
2. Compared to the prior year



	2021	2022	% change
Legislative	\$ 52,634	\$ -	-100.00%
General government	537,042	648,509	20.76%
Police & Fire	624,672	725,173	16.09%
Other Public Safety	-	-	N/A
Roads	167,554	315,300	88.18%
Other Public Works	498,959	481,255	-3.55%
Health & Welfare	-	-	N/A
Community/Econ. Development	-	-	N/A
Recreation & Culture	180,047	198,412	10.20%
Capital Outlay	343,442	9,541	-97.22%
Debt Service	217,288	115,595	-46.80%
Other Expenditures	-	-	N/A
<b>Total Expenditures</b>	<b>\$ 2,621,638</b>	<b>\$ 2,493,785</b>	<b>-4.88%</b>

3. Spending per capita - compared to the prior year

4. Historical trends of individual departments:

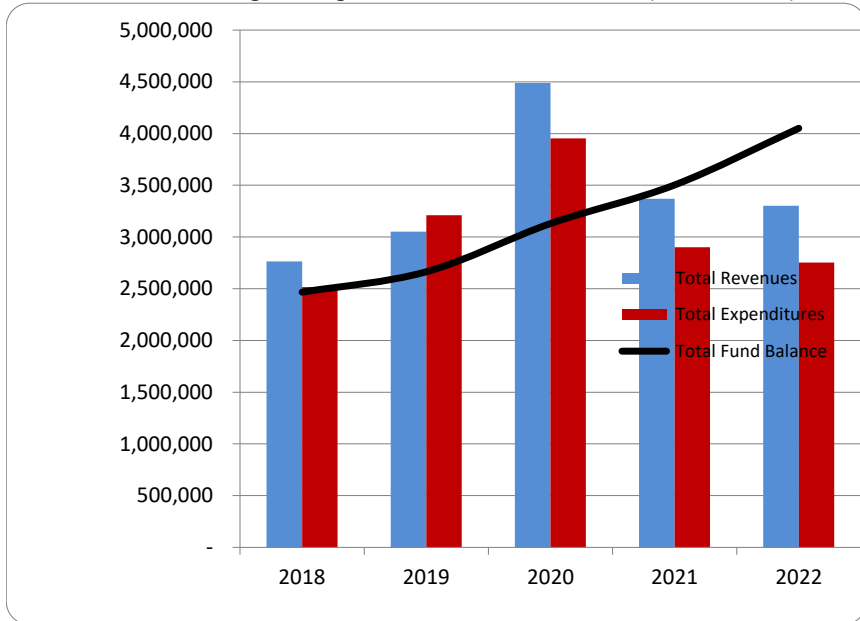


Commentary:

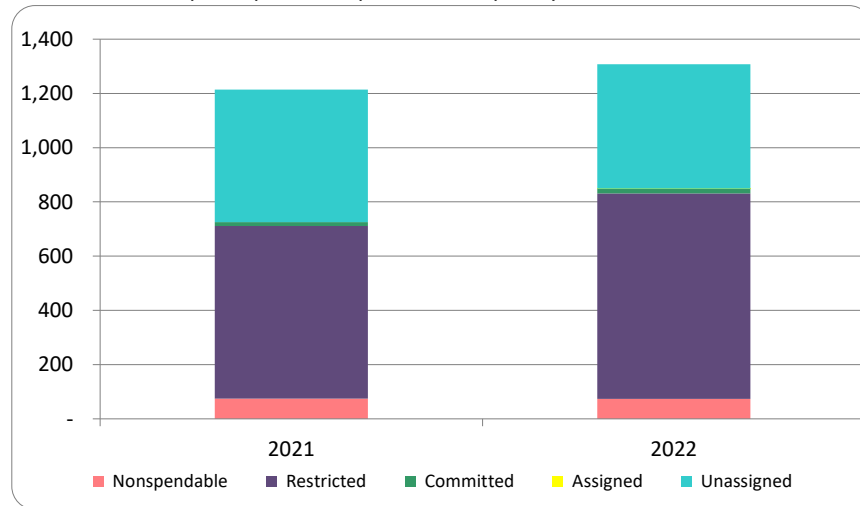
For more information on our unit's finances, contact Angela Bigham at (989) 426-9231 x13.

**CITIZEN'S GUIDE TO LOCAL UNIT FINANCES - City of Gladwin (26-2020)**

1. How have we managed our governmental fund resources (fund balance)?



3. Fund balance per capita - compared to the prior year

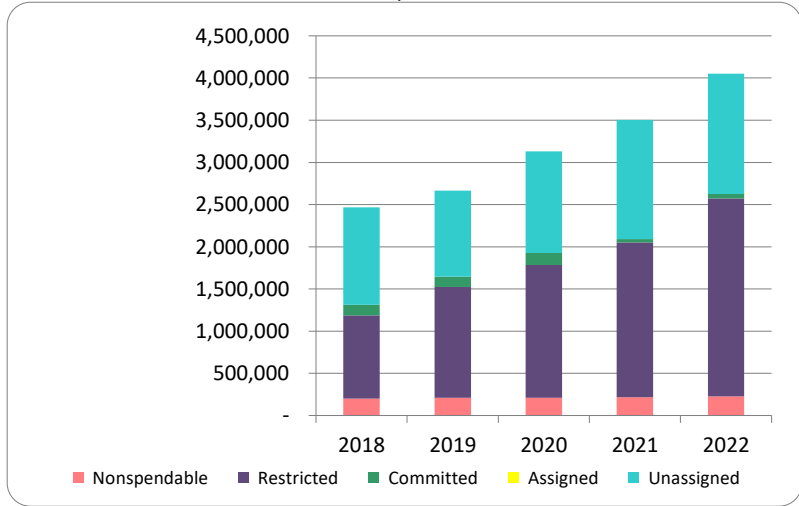


**FINANCIAL POSITION**

2. Compared to the prior year

	2021	2022	% change
Revenue	3,369,457	3,300,878	-2.04%
Expenditures	2,901,512	2,752,985	-5.12%
Surplus (shortfall)	467,945	547,893	17.08%
Fund balance, by component:			
Nonspendable	216,773	226,734	4.60%
Restricted	1,833,261	2,346,504	28.00%
Committed	41,635	51,635	24.02%
Assigned	-	2,331	N/A
Unassigned	1,411,032	1,423,390	0.88%
total fund balance	3,502,701	4,050,594	15.64%

4. Historical trends of individual components



Commentary:

For more information on our unit's finances, contact Angela Bigham at (989) 426-9231 x13.

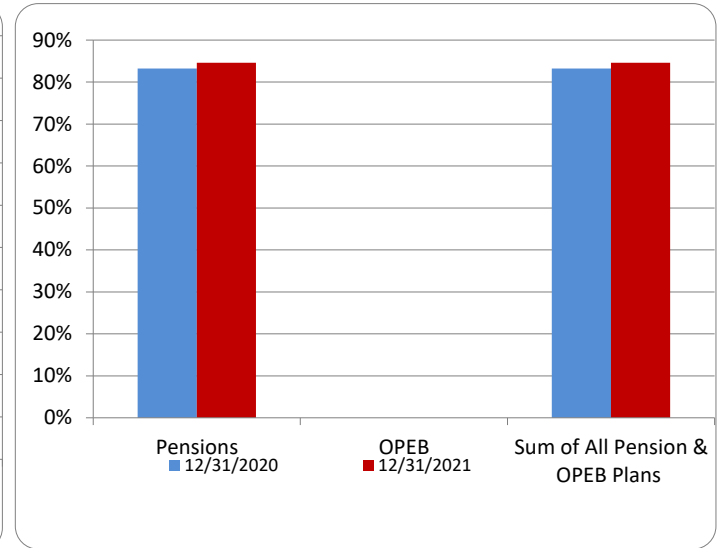
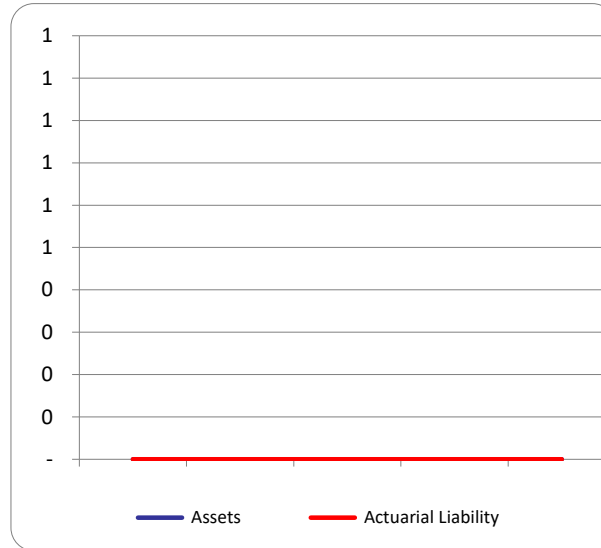
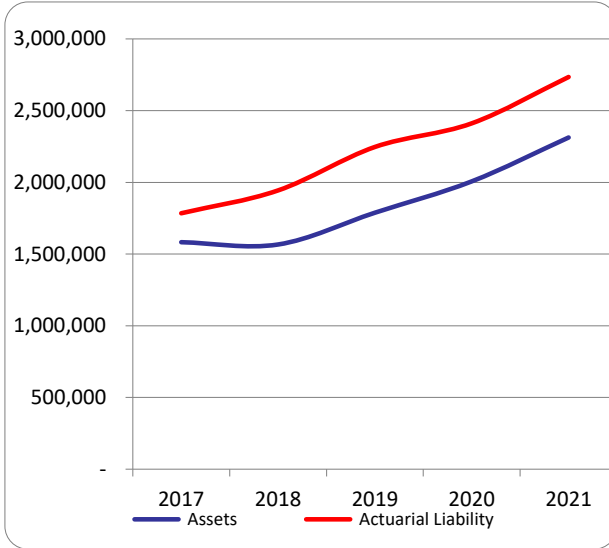
**CITIZEN'S GUIDE TO LOCAL UNIT FINANCES - City of Gladwin (26-2020)**

**OTHER LONG TERM OBLIGATIONS**

1. Pension funding status

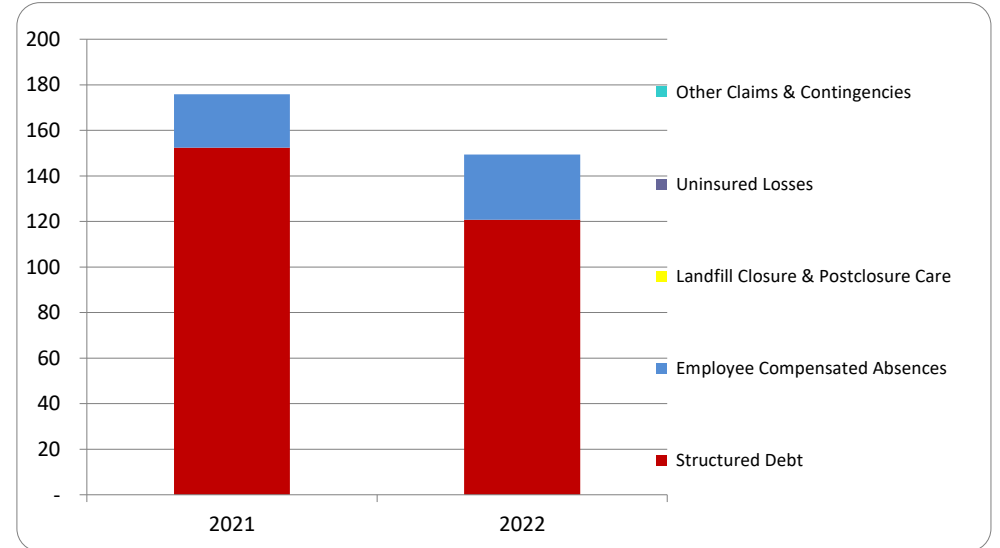
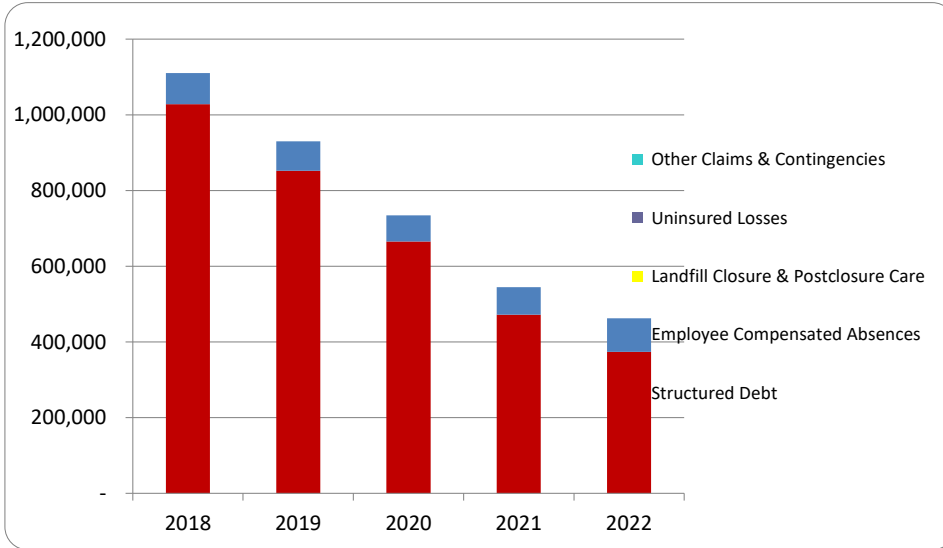
2. Retiree Health care funding status

3. Percent funded - compared to the prior year



4. Long Term Debt obligations:

5. Debt & other long term obligations per capita - compared to the prior year



Commentary: