

**FILLMORE COUNTY
BOARD OF COMMISSIONERS
MEETING AGENDA
July 28, 2020**

Fillmore County Courthouse, 101 Fillmore Street – Preston, MN

Mitch Lentz – First District

Larry Hindt – Third District

Randy Dahl – Second District

Duane Bakke – Fourth District

Marc Prestby – Fifth District

~~~~~

**The Fillmore County Board continues to have in-person / virtual meetings so that the public can  
participate in the meeting by phone if they choose.**

**To participate by phone: Dial 1-408-418-9388 and then enter the Access Code: 146 230 1281**

9:00 a.m.     Pledge of Allegiance

                 Approve agenda

                 Approve Consent Agenda:

1. July 14, 2020 County Board minutes

                 Approve Commissioners' Warrants

                 Review Finance Warrants

9:05 a.m.     Sara Sturgis, Historical Society

1. Update and request for 2021 appropriations

9:10 a.m.     Jeff Brand, Surveyor

1. Presentation of 2021 Surveyor Department Budget

9:15 a.m.     Jason McCaslin, Assessor

1. Presentation of 2021 Assessor Department Budget

9:30 a.m.     Citizens Input

9:35 a.m.     Drew Hatzenbihler, Sanitation

1. Presentation of 2021 Solid Waste Department Budget

9:45 a.m.     David Kiehne, Recorder

1. Presentation of 2021 Recorder Department Budget

9:55 a.m.     Terry Schultz, Maintenance

1. Presentation of 2021 Maintenance Department Budget
2. Discussion with possible action regarding new mail machine lease

10:05 a.m.     Ron Gregg, Highway Engineer

1. Consider a final payment resolution for the bridge replacement project on County State Aid Highway No. 4 in Sumner Township; Project SAP 023-604-005

# FILLMORE COUNTY BOARD OF COMMISSIONERS

July 28, 2020 Meeting Agenda

Page 2

\*\*\*\*\*

- 10:10 a.m. Heidi Jones, Auditor/Treasurer
1. Presentation of 2021 Auditor/Treasurer Department Budget
  2. Discussion with possible action regarding Resolution for Certifications for Cares Act Grant Application
  3. Elections Update
  4. Board of Canvassing Scheduled for Thursday August 13<sup>th</sup> at 2:00 p.m.
  5. Tax Increment Financing Adjustment
- 10:20 a.m. Kristina Kohn, Human Resources
1. Request to hire replacement Case Aide in the Public Health Department as requested by the Director of Nursing and recommended by the Hiring Committee
- 10:30 a.m. Bobbie Hillery, Administrator
1. Discussion with possible action regarding COVID-19
    - a. letter of support to swine farmers impacted by COVID-19
    - b. emergency declaration

**Consider closing meeting pursuant to M.S. 13D.03 for 2021 Local #49 labor contract strategy session**

Calendar review, Committee Reports and Announcements

## Meetings: (Conference Room 102U, Fillmore County Courthouse unless otherwise indicated)

|                    |            |                                           |               |
|--------------------|------------|-------------------------------------------|---------------|
| Tuesday, July 28   | 9:00 am    | County Board, special meeting, Boardroom  | All           |
|                    | 12:00 noon | Personnel, webex                          | Prestby, Dahl |
| Tuesday, August 4  | 9:00 am    | County Board, special meeting, Boardroom  | All           |
| Monday, August 10  | 10:00 am   | Bluff Country HRA                         | Lentz         |
|                    | 6:00 pm    | Developmental Achievement Center, Preston | Lentz         |
|                    | 6:30 pm    | Semcac, St Charles                        | Dahl          |
| Tuesday, August 11 | 8:00 am    | Facilities                                | Dahl, Hindt   |
|                    | 9:00 am    | County Board, regular meeting, Boardroom  | All           |

## COMMITTEE OPENINGS:

|                                               |                                      |
|-----------------------------------------------|--------------------------------------|
| Community Corrections Task Force – District 2 | meets quarterly at noon              |
| Community Corrections Task Force – District 1 |                                      |
| Community Corrections Task Force – At Large   |                                      |
| Extension – At-large                          | meets quarterly at 7pm               |
| Zumbro Valley Health Center – At Large        | meets monthly, fourth Monday at 6 pm |
| Zumbro Valley Health Center – At Large        |                                      |

This is a preliminary draft of the July 14, 2020, minutes as interpreted by the Clerk of the Board for use in preparing the official minutes. It is expected that there will be corrections, additions, and/or omissions before the final minutes are reviewed and officially approved by the County Board.

\*\*\*\*\*

The Board of County Commissioners of Fillmore County, Minnesota met in regular session this 14<sup>th</sup> day of July, 2020, at 9:00 a.m. in the Commissioners' Board Room, Fillmore County Courthouse, in the City of Preston.

The following members were present: Commissioners Marc Prestby, Larry Hindt, Randy Dahl, Mitch Lentz and Duane Bakke. Also present were: Bobbie Hillery, Administrator/Clerk; Lori Affeldt, Finance Director; Cristal Adkins, Zoning Administrator; Kristina Kohn, Human Resources; and Karen Reisner, Fillmore County Journal.

Present by Webex: Kristi Ruesink, Office Support Specialist, Sr.; Chris Hahn, EDA; Jessica Erickson, Director of Nursing; Bonita Underbakke.

The Pledge of Allegiance was recited.

On motion by Dahl and seconded by Lentz, the Board unanimously approved the amended agenda.

On motion by Bakke and seconded by Hindt, the Board unanimously approved the following Consent Agenda:

1. July 7, 2020 County Board minutes

On motion by Hindt and seconded by Lentz, the Board unanimously approved the Commissioners' Warrants.

The Finance Department Warrants were reviewed.

Lori Affeldt, Finance Director, presented the proposed 2021 Finance Department budget.

Cristal Adkins, Zoning Administrator was present.

On motion by Dahl and seconded by Bakke, the Board unanimously approved an access permit for Emanuel Raber, Jr. for a new drive in Section 30, Bristol Township, as recommended by the Highway Engineer and Zoning Administrator.

Kristina Kohn, Human Resources was present.

On motion by Dahl and seconded by Hindt, the Board unanimously approved the reclassification recommendation by David Drown Associates Company for Registered Dietician at Grade 12, effective on the next pay period.

On motion by Bakke and seconded by Lentz, the Board unanimously approved the classification for Lead Public Health Nurse at Grade 14, as recommended by David Drown Associates Company, with the understanding this is a new position.

A motion was made by Lentz and seconded by Dahl, to implement EASE online benefit software as recommended by the Benefits Committee. It was noted that this software program requires no additional cost to the County. Employees would be required to enroll/re-enroll for their health benefits online. The Chair called for a vote, Commissioners voting "aye": Prestby, Dahl, Hindt, Lentz. Commissioners' voting "nay": Bakke. Motion prevailed.

A motion was made by Bakke and seconded by Hindt, to hire Mary Miner as a temporary election employee at \$12.99/hour as requested by the Auditor/Treasurer. Discussion ensued. Chair called for a vote, Commissioners voting "aye": Prestby, Dahl, Hindt, Bakke. Commissioners' voting "nay": Lentz. Motion prevailed.

The citizens input portion of the meeting was opened and closed at 9:30 a.m.

Bobbie Hillery, Administrator was present.

Discussion ensued regarding COVID-19, Hillery noted work has begun to gather documentation for CARES funding, she also encourages staff to continue practicing safety measures. Jessica Erickson, Director of Nursing, spoke as to the postings provided by Minnesota Department of Health and the work being done by our County Public Health Department.

A review of the calendar was done with the following committee reports and announcements given:

Prestby – Safety/Emergency Management, Personnel

Dahl – Personnel

Lentz – DAC

Hindt – Safety/Emergency Management

Bakke – Chatfield Township Zoning, voter registration

Discussion ensued regarding COVID-19 related to township and city funding. Bakke mentioned the option of assisting the schools financially with unspent CARES dollars.

On motion by Hindt and seconded by Bakke, the Board chair adjourned the meeting at 10:07 a.m.



smensink  
7/23/20 2:33PM  
1 County Revenue Fund

# \*\*\* Fillmore County \*\*\*



Audit List for Board COMMISSIONER'S VOUCHERS ENTRIES

Page 2

|    | Vendor Name                                   | Rpt  |          | Warrant Description           | Invoice #     | Account/Formula Descripti      | 1099 |
|----|-----------------------------------------------|------|----------|-------------------------------|---------------|--------------------------------|------|
|    | No. Account/Formula                           | Accr | Amount   | Service Dates                 | Paid On Bhf # | On Behalf of Name              |      |
| 1  | DEPT                                          |      |          | General Government            |               |                                |      |
|    | 4647 K & M Glass Inc                          |      |          |                               |               |                                |      |
|    | 01-001-000-0000-6350                          |      | 341.03   | Window Claim Repair           | 215992        | Unallocated Operating Expenses | N    |
|    |                                               |      |          | 07/17/2020 07/17/2020         |               |                                |      |
|    | 4647 K & M Glass Inc                          |      | 341.03   | 1 Transactions                |               |                                |      |
|    | 84638 MN Counties Intergovernmental Trust-M   |      |          |                               |               |                                |      |
|    | 01-001-000-0000-6354                          |      | 2,307.45 | Auto Insurance Adjustment     | PCAUTO462     | Property Casualty Insurance    | N    |
|    |                                               |      |          | 06/30/2020 06/30/2020         |               |                                |      |
|    | 84638 MN Counties Intergovernmental Trust-M   |      | 2,307.45 | 1 Transactions                |               |                                |      |
| 1  | DEPT Total:                                   |      | 2,648.48 | General Government            | 2 Vendors     | 2 Transactions                 |      |
| 3  | DEPT                                          |      |          | Board Of Commissioners        |               |                                |      |
|    | 82132 Fillmore Co Journal, Sethre Media Group |      |          |                               |               |                                |      |
|    | 01-003-000-0000-6233                          |      | 91.92    | Board Mtg Minutes - 6/23/2020 | 110757        | Publications                   | N    |
|    |                                               |      |          | 07/13/2020 07/13/2020         |               |                                |      |
|    | 01-003-000-0000-6233                          |      | 86.18    | Board Mtg Minutes - 7/7/2020  | 110793        | Publications                   | N    |
|    |                                               |      |          | 07/20/2020 07/20/2020         |               |                                |      |
|    | 82132 Fillmore Co Journal, Sethre Media Group |      | 178.10   | 2 Transactions                |               |                                |      |
| 3  | DEPT Total:                                   |      | 178.10   | Board Of Commissioners        | 1 Vendors     | 2 Transactions                 |      |
| 11 | DEPT                                          |      |          | District Court                |               |                                |      |
|    | 6529 Larson Vagts Law                         |      |          |                               |               |                                |      |
|    | 01-011-000-0000-6261                          |      | 460.00   | Court Appt Attorney - CHIPS   | 23-JV-20-254  | Court Appointed Attorneys      | Y    |
|    |                                               |      |          | 05/14/2020 06/15/2020         |               |                                |      |
|    | 01-011-000-0000-6261                          |      | 1,120.00 | Court Appt Attorney - CHIPS   | 23-JV-20-260  | Court Appointed Attorneys      | Y    |
|    |                                               |      |          | 06/02/2020 07/10/2020         |               |                                |      |
|    | 6529 Larson Vagts Law                         |      | 1,580.00 | 2 Transactions                |               |                                |      |
|    | 5101 Novotny Law Office, LTD                  |      |          |                               |               |                                |      |
|    | 01-011-000-0000-6261                          |      | 300.00   | Court Appt Attorney - CHIPS   | 1432          | Court Appointed Attorneys      | Y    |
|    |                                               |      |          | 06/10/2020 07/08/2020         |               |                                |      |
|    | 5101 Novotny Law Office, LTD                  |      | 300.00   | 1 Transactions                |               |                                |      |
| 11 | DEPT Total:                                   |      | 1,880.00 | District Court                | 2 Vendors     | 3 Transactions                 |      |

# \*\*\* Fillmore County \*\*\*



Audit List for Board COMMISSIONER'S VOUCHERS ENTRIES

|    | Vendor      | Name                     | Rpt  |           | Warrant Description            | Invoice #     | Account/Formula Descripti     | 1099 |
|----|-------------|--------------------------|------|-----------|--------------------------------|---------------|-------------------------------|------|
|    | No.         | Account/Formula          | Accr | Amount    | Service Dates                  | Paid On Bhf # | On Behalf of Name             |      |
| 45 | DEPT        |                          |      |           | Accounting Services            |               |                               |      |
|    | 6648        | Clifton Larson Allen LLP |      |           |                                |               |                               |      |
|    |             | 01-045-000-0000-6285     |      | 750.00    | 12/31/2019 Audit Services      | 2549906       | Professional Fees             | Y    |
|    |             |                          |      |           | 07/08/2020 07/08/2020          |               |                               |      |
|    | 6648        | Clifton Larson Allen LLP |      | 750.00    | 1 Transactions                 |               |                               |      |
| 45 | DEPT Total: |                          |      | 750.00    | Accounting Services            | 1 Vendors     | 1 Transactions                |      |
| 60 | DEPT        |                          |      |           | Information Systems            |               |                               |      |
|    | 2584        | CDW Government Inc       |      |           |                                |               |                               |      |
|    |             | 01-060-000-0000-6640     |      | 2,202.04  | Equipment - Rushford PD        | ZLH3131       | Equipment Purchased           | N    |
|    |             |                          |      |           | 07/16/2020 07/16/2020          |               |                               |      |
|    | 2584        | CDW Government Inc       |      | 2,202.04  | 1 Transactions                 |               |                               |      |
| 60 | DEPT Total: |                          |      | 2,202.04  | Information Systems            | 1 Vendors     | 1 Transactions                |      |
| 61 | DEPT        |                          |      |           | Data Processing                |               |                               |      |
|    | 3288        | MCCC, MI 33              |      |           |                                |               |                               |      |
|    |             | 01-061-000-0000-6362     |      | 8,360.00  | 3rd Qtr Property Tax Support   | 2007053       | Property Tax Support          | N    |
|    |             |                          |      |           | 07/01/2020 09/30/2020          |               |                               |      |
|    |             | 01-061-000-0000-6362     |      | 412.50    | 3rd Qtr Avenu Tax Beta Test    | 2007053       | Property Tax Support          | N    |
|    |             |                          |      |           | 07/01/2020 09/30/2020          |               |                               |      |
|    |             | 01-061-000-0000-6371     |      | 600.00    | 3rd Qtr Avenu Enhancement      | 2007053       | Cama                          | N    |
|    |             |                          |      |           | 07/01/2020 09/30/2020          |               |                               |      |
|    |             | 01-061-000-0000-6371     |      | 3,090.00  | 3rd Qtr CAMAUSA Maintenance    | 2007053       | Cama                          | N    |
|    |             |                          |      |           | 07/01/2020 09/30/2020          |               |                               |      |
|    |             | 01-061-000-0000-6639     |      | 383.25    | 3rd Qtr Capital Asset Support  | 2007053       | Asset Inventory               | N    |
|    |             |                          |      |           | 07/01/2020 09/30/2020          |               |                               |      |
|    | 3288        | MCCC, MI 33              |      | 12,845.75 | 5 Transactions                 |               |                               |      |
| 61 | DEPT Total: |                          |      | 12,845.75 | Data Processing                | 1 Vendors     | 5 Transactions                |      |
| 91 | DEPT        |                          |      |           | County Attorney                |               |                               |      |
|    | 8576        | Corson/Brett             |      |           |                                |               |                               |      |
|    |             | 01-091-000-0000-6335     |      | 29.90     | Mileage - Fountain & Cherry Gr |               | Employee Automobile Allowance | Y    |
|    |             |                          |      |           | 07/09/2020 07/10/2020          |               |                               |      |
|    | 8576        | Corson/Brett             |      | 29.90     | 1 Transactions                 |               |                               |      |

smensink  
7/23/20 2:33PM  
1 County Revenue Fund

# \*\*\* Fillmore County \*\*\*



Audit List for Board COMMISSIONER'S VOUCHERS ENTRIES

Page 4

| Vendor | Name                                    | Rpt  |        | Warrant Description           | Invoice #     | Account/Formula Descripti       | 1099 |
|--------|-----------------------------------------|------|--------|-------------------------------|---------------|---------------------------------|------|
| No.    | Account/Formula                         | Accr | Amount | Service Dates                 | Paid On Bhf # | On Behalf of Name               |      |
| 87334  | Winneshiek County Sheriff               |      |        |                               |               |                                 |      |
|        | 01-091-000-0000-6377                    |      | 48.34  | Personal Svc-Witness Subpoena | 23-CR-19-508  | Fees And Service Charges        | N    |
|        |                                         |      |        | 07/10/2020 07/13/2020         |               |                                 |      |
| 87334  | Winneshiek County Sheriff               |      | 48.34  | 1 Transactions                |               |                                 |      |
| 91     | DEPT Total:                             |      | 78.24  | County Attorney               | 2 Vendors     | 2 Transactions                  |      |
| 103    | DEPT                                    |      |        | Assessor                      |               |                                 |      |
| 106    | Fillmore Co Treasurer                   |      |        |                               |               |                                 |      |
|        | 01-103-000-0000-6561                    |      | 27.58  | Assessment Fuel - SK, RA      |               | Gasoline Diesel And Other Fuels | N    |
|        |                                         |      |        | 06/03/2020 06/16/2020         |               |                                 |      |
| 106    | Fillmore Co Treasurer                   |      | 27.58  | 1 Transactions                |               |                                 |      |
| 103    | DEPT Total:                             |      | 27.58  | Assessor                      | 1 Vendors     | 1 Transactions                  |      |
| 104    | DEPT                                    |      |        | Gis                           |               |                                 |      |
| 272    | Newman Signs                            |      |        |                               |               |                                 |      |
|        | 01-104-000-0000-6514                    |      | 233.40 | 10 Address Signs              | TRFINV022829  | Address Signs                   | N    |
|        |                                         |      |        | 07/16/2020 07/16/2020         |               |                                 |      |
|        | 01-104-000-0000-6514                    |      | 57.10  | 2 Address Signs               | TRFINV022874  | Address Signs                   | N    |
|        |                                         |      |        | 07/20/2020 07/20/2020         |               |                                 |      |
| 272    | Newman Signs                            |      | 290.50 | 2 Transactions                |               |                                 |      |
| 104    | DEPT Total:                             |      | 290.50 | Gis                           | 1 Vendors     | 2 Transactions                  |      |
| 105    | DEPT                                    |      |        | Planning And Zoning           |               |                                 |      |
| 82132  | Fillmore Co Journal, Sethre Media Group |      |        |                               |               |                                 |      |
|        | 01-105-000-0000-6241                    |      | 25.85  | July Legal Notice - Meeting   | 110753        | Advertising                     | N    |
|        |                                         |      |        | 07/13/2020 07/13/2020         |               |                                 |      |
|        | 01-105-000-0000-6241                    |      | 14.36  | July Legal Notice - Variance  | 110755        | Advertising                     | N    |
|        |                                         |      |        | 07/13/2020 07/13/2020         |               |                                 |      |
|        | 01-105-000-0000-6241                    |      | 48.83  | July Legal Notice - Variance  | 110756        | Advertising                     | N    |
|        |                                         |      |        | 07/13/2020 07/13/2020         |               |                                 |      |
|        | 01-105-000-0000-6241                    |      | 45.96  | July Legal Notice - CUP       | 110758        | Advertising                     | N    |
|        |                                         |      |        | 07/13/2020 07/13/2020         |               |                                 |      |
|        | 01-105-000-0000-6241                    |      | 45.96  | July Legal Notice - CUP       | 110759        | Advertising                     | N    |
|        |                                         |      |        | 07/13/2020 07/13/2020         |               |                                 |      |
|        | 01-105-000-0000-6241                    |      | 20.11  | July Legal Notice - 2020 Tour | 110772        | Advertising                     | N    |

smensink  
7/23/20 2:33PM  
1 County Revenue Fund

# \*\*\* Fillmore County \*\*\*



Audit List for Board COMMISSIONER'S VOUCHERS ENTRIES

Page 5

| Vendor | Name                                              | Rpt  | Amount | Warrant Description                                                       | Invoice #     | Account/Formula Descripti          | 1099 |
|--------|---------------------------------------------------|------|--------|---------------------------------------------------------------------------|---------------|------------------------------------|------|
| No.    | Account/Formula                                   | Accr |        | Service Dates                                                             | Paid On Bhf # | On Behalf of Name                  |      |
| 82132  | Fillmore Co Journal, Sethre Media Group           |      | 201.07 | 07/13/2020 07/13/2020<br>6 Transactions                                   |               |                                    |      |
| 105    | DEPT Total:                                       |      | 201.07 | Planning And Zoning                                                       | 1 Vendors     | 6 Transactions                     |      |
| 111    | DEPT                                              |      |        | Facilites Mtce                                                            |               |                                    |      |
| 9      | AmeriPride Services, Inc<br>01-111-000-0000-6377  |      | 59.00  | Dust Mop Supplies<br>05/06/2020 05/06/2020<br>1 Transactions              | 2801158450    | Fees And Service Charges           | N    |
| 9      | AmeriPride Services, Inc                          |      | 59.00  |                                                                           |               |                                    |      |
| 106    | Fillmore Co Treasurer<br>01-111-000-0000-6561     |      | 6.30   | Gas for Lawn Mowers<br>06/03/2020 06/03/2020<br>1 Transactions            |               | Gasoline Diesel And Other Fuels    | N    |
| 106    | Fillmore Co Treasurer                             |      | 6.30   |                                                                           |               |                                    |      |
| 3370   | Haakenson Electric, Inc<br>01-111-000-0000-6317   |      | 286.26 | 2 Emergie Lights & 6 Exit Sign<br>07/06/2020 07/06/2020<br>1 Transactions | 5351          | Building Maintenance               | N    |
| 3370   | Haakenson Electric, Inc                           |      | 286.26 |                                                                           |               |                                    |      |
| 5988   | Preston Auto Parts<br>01-111-000-0000-6580        |      | 11.99  | AAA Batteries<br>06/02/2020 06/02/2020                                    | 630950        | Other Repair And Maintenance Suppl | N    |
|        | 01-111-000-0000-6316                              |      | 29.99  | Round Up Weed Control<br>07/20/2020 07/20/2020<br>2 Transactions          | 637658        | Grounds Maintenance                | N    |
| 5988   | Preston Auto Parts                                |      | 41.98  |                                                                           |               |                                    |      |
| 303    | Preston Equipment Company<br>01-111-000-0000-6580 |      | 29.38  | Weed Eater Repairs<br>06/03/2020 06/03/2020<br>1 Transactions             | 01-92715      | Other Repair And Maintenance Suppl | N    |
| 303    | Preston Equipment Company                         |      | 29.38  |                                                                           |               |                                    |      |
| 3448   | Reliable Pest Management<br>01-111-000-0000-6377  |      | 45.00  | Rodent Control - FCOB<br>06/09/2020 06/09/2020<br>1 Transactions          | 9136          | Fees And Service Charges           | Y    |
| 3448   | Reliable Pest Management                          |      | 45.00  |                                                                           |               |                                    |      |
| 26012  | Schultz/Terry                                     |      |        |                                                                           |               |                                    |      |

smensink  
7/23/20 2:33PM  
1 County Revenue Fund

# \*\*\* Fillmore County \*\*\*



Audit List for Board COMMISSIONER'S VOUCHERS ENTRIES

Page 6

| Vendor | Name                                  | Rpt  | Amount   | Warrant Description            | Invoice #     | Account/Formula Descripti       | 1099 |
|--------|---------------------------------------|------|----------|--------------------------------|---------------|---------------------------------|------|
| No.    | Account/Formula                       | Accr |          | Service Dates                  | Paid On Bhf # | On Behalf of Name               |      |
|        | 01-111-000-0000-6335                  |      | 62.10    | Employee Automobile Allowance  |               | Employee Automobile Allowance   | N    |
|        |                                       |      |          | 06/16/2020 07/17/2020          |               |                                 |      |
| 26012  | Schultz/Terry                         |      | 62.10    | 1 Transactions                 |               |                                 |      |
| 9206   | Winona Heating & Ventilating Co, Inc. |      |          |                                |               |                                 |      |
|        | 01-111-000-0000-6317                  |      | 962.34   | Chiller Sensors                | 103342        | Building Maintenance            | N    |
|        |                                       |      |          | 06/30/2020 06/30/2020          |               |                                 |      |
| 9206   | Winona Heating & Ventilating Co, Inc. |      | 962.34   | 1 Transactions                 |               |                                 |      |
| 111    | DEPT Total:                           |      | 1,492.36 | Facilites Mtce                 | 8 Vendors     | 9 Transactions                  |      |
| 149    | DEPT                                  |      |          | Other General Government       |               |                                 |      |
| 4928   | 1 Source                              |      |          |                                |               |                                 |      |
|        | 01-149-000-0000-6408                  |      | 553.52   | County Shared Custodial Supply | 256864-0      | County Shared Office Supplies   | Y    |
|        |                                       |      |          | 07/06/2020 07/06/2020          |               |                                 |      |
|        | 01-149-000-0000-6408                  |      | 69.46    | County Shared Custodial Supply | 256864-0      | County Shared Office Supplies   | Y    |
|        |                                       |      |          | 07/07/2020 07/07/2020          |               |                                 |      |
|        | 01-149-000-0000-6408                  |      | 187.15   | County Shared Office Supplies  | 256944-0      | County Shared Office Supplies   | Y    |
|        |                                       |      |          | 07/08/2020 07/08/2020          |               |                                 |      |
|        | 01-149-000-0000-6408                  |      | 5.64     | County Shared Office Supplies  | 256944-1      | County Shared Office Supplies   | Y    |
|        |                                       |      |          | 07/09/2020 07/09/2020          |               |                                 |      |
|        | 01-149-000-0000-6408                  |      | 131.85   | County Shared Custodial Supply | 257314-0      | County Shared Office Supplies   | Y    |
|        |                                       |      |          | 07/20/2020 07/20/2020          |               |                                 |      |
| 4928   | 1 Source                              |      | 947.62   | 5 Transactions                 |               |                                 |      |
| 3665   | Ratwik,Roszak & Maloney, PA           |      |          |                                |               |                                 |      |
|        | 01-149-000-0000-6285                  |      | 3,237.00 | Professional Services          | 66881         | Professional Fees               | Y    |
|        |                                       |      |          | 06/03/2020 06/30/2020          |               |                                 |      |
| 3665   | Ratwik,Roszak & Maloney, PA           |      | 3,237.00 | 1 Transactions                 |               |                                 |      |
| 149    | DEPT Total:                           |      | 4,184.62 | Other General Government       | 2 Vendors     | 6 Transactions                  |      |
| 202    | DEPT                                  |      |          | Sheriff                        |               |                                 |      |
| 82133  | Fillmore Co Auditor-Treasurer         |      |          |                                |               |                                 |      |
|        | 01-202-000-0000-6561                  |      | 1,887.62 | June 2020 Sheriff Fuel         |               | Gasoline Diesel And Other Fuels | N    |
|        |                                       |      |          | 06/03/2020 06/30/2020          |               |                                 |      |
| 82133  | Fillmore Co Auditor-Treasurer         |      | 1,887.62 | 1 Transactions                 |               |                                 |      |

smensink  
7/23/20 2:33PM  
1 County Revenue Fund

# \*\*\* Fillmore County \*\*\*



Audit List for Board COMMISSIONER'S VOUCHERS ENTRIES

Page 7

| Vendor | Name                                                           | Rpt  | Amount   | Warrant Description                                 | Invoice #     | Account/Formula Description       | 1099 |
|--------|----------------------------------------------------------------|------|----------|-----------------------------------------------------|---------------|-----------------------------------|------|
| No.    | Account/Formula                                                | Accr |          | Service Dates                                       | Paid On Bhf # | On Behalf of Name                 |      |
| 83550  | Kelly Printing & Signs LLC<br>01-202-000-0000-6408             |      | 172.40   | Fees & Trust Receipt Books<br>06/30/2020 06/30/2020 | 37138         | Other Office Supplies             | N    |
| 83550  | Kelly Printing & Signs LLC                                     |      | 172.40   | 1 Transactions                                      |               |                                   |      |
| 3500   | Severson Oil Company<br>01-202-000-0000-6561                   |      | 180.96   | June 2020 Fuel<br>06/01/2020 06/30/2020             |               | Gasoline Diesel And Other Fuels   | N    |
| 3500   | Severson Oil Company                                           |      | 180.96   | 1 Transactions                                      |               |                                   |      |
| 202    | DEPT Total:                                                    |      | 2,240.98 | Sheriff                                             | 3 Vendors     | 3 Transactions                    |      |
| 207    | DEPT                                                           |      |          | Dispatch                                            |               |                                   |      |
| 83550  | Kelly Printing & Signs LLC<br>01-207-000-0000-6173             |      | 185.26   | Uniforms - Whitney<br>06/30/2020 06/30/2020         | 37163         | Uniform Allowance                 | N    |
| 83550  | Kelly Printing & Signs LLC                                     |      | 185.26   | 1 Transactions                                      |               |                                   |      |
| 207    | DEPT Total:                                                    |      | 185.26   | Dispatch                                            | 1 Vendors     | 1 Transactions                    |      |
| 251    | DEPT                                                           |      |          | County Jail                                         |               |                                   |      |
| 4899   | HEALTHDIRECT #119<br>01-251-000-0000-6431                      |      | 115.23   | Inmate Meds<br>06/04/2020 06/26/2020                | 0000064083    | Drugs And Medicine                | N    |
| 4899   | HEALTHDIRECT #119                                              |      | 115.23   | 1 Transactions                                      |               |                                   |      |
| 251    | DEPT Total:                                                    |      | 115.23   | County Jail                                         | 1 Vendors     | 1 Transactions                    |      |
| 441    | DEPT                                                           |      |          | Public Health                                       |               |                                   |      |
| 111    | Fillmore Co Treasurer- Credit Card/ACH<br>01-441-000-0000-6088 |      | 62.01    | Covid-19 Supplies<br>05/26/2020 05/26/2020          | 0837062       | COVID-19 Grant Expense (with Hous | N    |
|        | 01-441-000-0000-6448                                           |      | 53.78    | Ship Cell Phone & Hotspot<br>06/03/2020 07/02/2020  | 9857870419    | Ship Grant Expenses               | N    |
| 111    | Fillmore Co Treasurer- Credit Card/ACH                         |      | 115.79   | 2 Transactions                                      |               |                                   |      |
| 4752   | Logsdon/Linda<br>01-441-000-0000-6447                          |      | 100.63   | June 2020 Mileage - LPHA                            |               | LPHA Grant Expenses               | N    |

smensink  
7/23/20 2:33PM  
1 County Revenue Fund

# \*\*\* Fillmore County \*\*\*



Audit List for Board COMMISSIONER'S VOUCHERS ENTRIES

Page 8

| Vendor No. | Name<br>Account/Formula                                         | Rpt<br>Accr | Amount | Warrant Description<br>Service Dates                                | Invoice #<br>Paid On Bhf # | Account/Formula Descripti<br>On Behalf of Name | 1099 |
|------------|-----------------------------------------------------------------|-------------|--------|---------------------------------------------------------------------|----------------------------|------------------------------------------------|------|
| 4752       | Logsdon/Linda                                                   |             | 100.63 | 06/01/2020 06/16/2020<br>1 Transactions                             |                            |                                                |      |
| 441        | DEPT Total:                                                     |             | 216.42 | Public Health                                                       | 2 Vendors                  | 3 Transactions                                 |      |
| 442        | DEPT                                                            |             |        | Wic Program                                                         |                            |                                                |      |
| 111        | Fillmore Co Treasurer- Credit Card/ACH<br>01-442-000-0000-6424  |             | 38.70  | WIC PBFG Cell Phone<br>06/03/2020 07/02/2020<br>1 Transactions      | 9857870419                 | WIC-Peer Breastfeeding Support Grar            | N    |
| 111        | Fillmore Co Treasurer- Credit Card/ACH                          |             | 38.70  |                                                                     |                            |                                                |      |
| 277        | Olmsted Co Public Health Services<br>01-442-000-0000-6424       |             | 324.00 | WIC PBFS Qtr 1 - IBCLC<br>11/01/2019 11/30/2020                     | HCPH010820                 | WIC-Peer Breastfeeding Support Grar            | N    |
|            | 01-442-000-0000-6424                                            |             | 243.00 | WIC PBFS Qtr 2 - IBCLC<br>01/01/2020 02/29/2020<br>2 Transactions   | HCPH041420                 | WIC-Peer Breastfeeding Support Grar            | N    |
| 277        | Olmsted Co Public Health Services                               |             | 567.00 |                                                                     |                            |                                                |      |
| 6592       | RCM Headsets<br>01-442-000-0000-6639                            |             | 292.95 | WIC RCM Headset<br>06/08/2020 06/08/2020<br>1 Transactions          | 0620073                    | Equipment Purchased                            | Y    |
| 6592       | RCM Headsets                                                    |             | 292.95 |                                                                     |                            |                                                |      |
| 442        | DEPT Total:                                                     |             | 898.65 | Wic Program                                                         | 3 Vendors                  | 4 Transactions                                 |      |
| 443        | DEPT                                                            |             |        | Nursing Service                                                     |                            |                                                |      |
| 82132      | Fillmore Co Journal, Sethre Media Group<br>01-443-000-0000-6241 |             | 28.20  | Case Aide Help Wanted Ad<br>06/15/2020 06/15/2020<br>1 Transactions | 110421                     | Advertising                                    | N    |
| 82132      | Fillmore Co Journal, Sethre Media Group                         |             | 28.20  |                                                                     |                            |                                                |      |
| 111        | Fillmore Co Treasurer- Credit Card/ACH<br>01-443-000-0000-6433  |             | 63.98  | Reacher & Bidet-Client #33675<br>06/04/2020 06/04/2020              | 0040244                    | Waiver Reimbursables                           | N    |
|            | 01-443-000-0000-6433                                            |             | 54.99  | Digital Thermometer-Cl #3479<br>06/11/2020 06/11/2020               | 0873042                    | Waiver Reimbursables                           | N    |
|            | 01-443-000-0000-6433                                            |             | 75.82  | Medical Supplies-Client #3724<br>06/22/2020 06/22/2020              | 9163460                    | Waiver Reimbursables                           | N    |

smensink

7/23/20 2:33PM

1 County Revenue Fund

## \*\*\* Fillmore County \*\*\*



Audit List for Board COMMISSIONER'S VOUCHERS ENTRIES

Page 9

| Vendor | Name                                       | Rpt  |          | Warrant Description            | Invoice #     | Account/Formula Descripti     | 1099 |
|--------|--------------------------------------------|------|----------|--------------------------------|---------------|-------------------------------|------|
| No.    | Account/Formula                            | Accr | Amount   | Service Dates                  | Paid On Bhf # | On Behalf of Name             |      |
|        | 01-443-000-0000-6433                       |      | 13.99    | Ear Defenders Client #2622     | 9769033       | Waiver Reimbursables          | N    |
|        |                                            |      |          | 06/01/2020 06/01/2020          |               |                               |      |
| 111    | Fillmore Co Treasurer- Credit Card/ACH     |      | 208.78   | 4 Transactions                 |               |                               |      |
| 6143   | INTEGRITY HOME REPAIR LLC                  |      |          |                                |               |                               |      |
|        | 01-443-000-0000-6433                       |      | 1,130.00 | Home Modification Dep - #33675 | 23249         | Waiver Reimbursables          | N    |
|        |                                            |      |          | 07/09/2020 07/09/2020          |               |                               |      |
| 6143   | INTEGRITY HOME REPAIR LLC                  |      | 1,130.00 | 1 Transactions                 |               |                               |      |
| 6186   | Johnson/Breanna                            |      |          |                                |               |                               |      |
|        | 01-443-000-0000-6335                       |      | 14.38    | Nursing Mileage June 2020      |               | Employee Automobile Allowance | N    |
|        |                                            |      |          | 06/12/2020 06/12/2020          |               |                               |      |
| 6186   | Johnson/Breanna                            |      | 14.38    | 1 Transactions                 |               |                               |      |
| 1089   | Loven/Julie                                |      |          |                                |               |                               |      |
|        | 01-443-000-0000-6335                       |      | 35.08    | Nursing Mileage June 2020      |               | Employee Automobile Allowance | N    |
|        |                                            |      |          | 06/10/2020 06/22/2020          |               |                               |      |
| 1089   | Loven/Julie                                |      | 35.08    | 1 Transactions                 |               |                               |      |
| 3315   | Melver/Paula J                             |      |          |                                |               |                               |      |
|        | 01-443-000-0000-6335                       |      | 45.43    | Nursing Mileage May 2020       |               | Employee Automobile Allowance | N    |
|        |                                            |      |          | 05/20/2020 05/29/2020          |               |                               |      |
|        | 01-443-000-0000-6335                       |      | 84.76    | Nursing Mileage June 2020      |               | Employee Automobile Allowance | N    |
|        |                                            |      |          | 06/03/2020 06/23/2020          |               |                               |      |
| 3315   | Melver/Paula J                             |      | 130.19   | 2 Transactions                 |               |                               |      |
| 443    | DEPT Total:                                |      | 1,546.63 | Nursing Service                | 6 Vendors     | 10 Transactions               |      |
| 446    | DEPT                                       |      |          | Mch Program                    |               |                               |      |
|        | 111 Fillmore Co Treasurer- Credit Card/ACH |      |          |                                |               |                               |      |
|        | 01-446-000-0000-6257                       |      | 38.70    | EBHV Cell Phone                | 9857870419    | EBHV Expense                  | N    |
|        |                                            |      |          | 06/03/2020 07/02/2020          |               |                               |      |
|        | 111 Fillmore Co Treasurer- Credit Card/ACH |      | 38.70    | 1 Transactions                 |               |                               |      |
| 446    | DEPT Total:                                |      | 38.70    | Mch Program                    | 1 Vendors     | 1 Transactions                |      |
| 603    | DEPT                                       |      |          | Feedlot                        |               |                               |      |
|        | 106 Fillmore Co Treasurer                  |      |          |                                |               |                               |      |



smensink  
 7/23/20 2:33PM  
 1 County Revenue Fund

# \*\*\* Fillmore County \*\*\*



Audit List for Board COMMISSIONER'S VOUCHERS ENTRIES

Page 10

| Vendor | Name                  | Rpt  | Warrant Description | Invoice #             | Account/Formula Descripti | 1099                              |
|--------|-----------------------|------|---------------------|-----------------------|---------------------------|-----------------------------------|
| No.    | Account/Formula       | Accr | Amount              | Service Dates         | Paid On Bhf #             | On Behalf of Name                 |
|        | 01-603-000-0000-6561  |      | 34.18               | May 2020 Fuel         |                           | Gasoline Diesel And Other Fuels N |
|        |                       |      |                     | 05/11/2020 05/26/2020 |                           |                                   |
|        | 01-603-000-0000-6561  |      | 35.70               | June 2020 Fuel        |                           | Gasoline Diesel And Other Fuels N |
|        |                       |      |                     | 06/04/2020 06/25/2020 |                           |                                   |
| 106    | Fillmore Co Treasurer |      | 69.88               | 2 Transactions        |                           |                                   |
| 603    | DEPT Total:           |      | 69.88               | Feedlot               | 1 Vendors                 | 2 Transactions                    |
| 1      | Fund Total:           |      | 32,090.49           | County Revenue Fund   |                           | 65 Transactions                   |

smensink  
7/23/20 2:33PM  
13 County Road & Bridge

# \*\*\* Fillmore County \*\*\*



Audit List for Board COMMISSIONER'S VOUCHERS ENTRIES

Page 11

| Vendor | Name                                     | Rpt  |           | Warrant Description    | Invoice #     | Account/Formula Descripti | 1099 |
|--------|------------------------------------------|------|-----------|------------------------|---------------|---------------------------|------|
| No.    | Account/Formula                          | Accr | Amount    | Service Dates          | Paid On Bhf # | On Behalf of Name         |      |
| 300    | DEPT                                     |      |           | Highway Administration |               |                           |      |
| 6020   | FSSolutions -First Hospital Laboratories |      |           |                        |               |                           |      |
|        | 13-300-000-0000-6377                     |      | 218.55    | drug tests             | FL00382513    | Fees And Service Charges  | N    |
| 6020   | FSSolutions -First Hospital Laboratories |      | 218.55    | 1 Transactions         |               |                           |      |
| 300    | DEPT Total:                              |      | 218.55    | Highway Administration | 1 Vendors     | 1 Transactions            |      |
| 310    | DEPT                                     |      |           | Highway Maintenance    |               |                           |      |
| 1891   | Bruening Rock Products, Inc.             |      |           |                        |               |                           |      |
|        | 13-310-000-0000-6505                     |      | 18,965.42 | rock                   | 175048        | Aggregate                 | N    |
| 1891   | Bruening Rock Products, Inc.             |      | 18,965.42 | 1 Transactions         |               |                           |      |
| 6150   | Cintas Corporation No.2                  |      |           |                        |               |                           |      |
|        | 13-310-000-0000-6293                     |      | 8.20      | uniforms               | 4051913865    | Uniform Expense           | N    |
|        | 13-310-000-0000-6293                     |      | 8.92      | uniforms               | 4051913953    | Uniform Expense           | N    |
|        | 13-310-000-0000-6293                     |      | 8.64      | uniforms               | 4052404688    | Uniform Expense           | N    |
|        | 13-310-000-0000-6293                     |      | 17.76     | uniforms               | 4052406544    | Uniform Expense           | N    |
|        | 13-310-000-0000-6293                     |      | 8.64      | uniforms               | 4052406680    | Uniform Expense           | N    |
|        | 13-310-000-0000-6293                     |      | 75.79     | uniforms               | 4052406765    | Uniform Expense           | N    |
|        | 13-310-000-0000-6293                     |      | 8.92      | uniforms               | 4052481110    | Uniform Expense           | N    |
|        | 13-310-000-0000-6293                     |      | 8.20      | uniforms               | 4052481194    | Uniform Expense           | N    |
|        | 13-310-000-0000-6293                     |      | 8.64      | uniforms               | 4053055663    | Uniform Expense           | N    |
|        | 13-310-000-0000-6293                     |      | 14.76     | uniforms               | 4053057121    | Uniform Expense           | N    |
|        | 13-310-000-0000-6293                     |      | 49.45     | uniforms               | 4053057457    | Uniform Expense           | N    |
|        | 13-310-000-0000-6293                     |      | 8.64      | uniforms               | 4053057458    | Uniform Expense           | N    |
|        | 13-310-000-0000-6293                     |      | 8.92      | uniforms               | 4053121959    | Uniform Expense           | N    |
|        | 13-310-000-0000-6293                     |      | 8.20      | uniforms               | 4053122022    | Uniform Expense           | N    |
|        | 13-310-000-0000-6293                     |      | 8.64      | uniforms               | 4053687970    | Uniform Expense           | N    |
|        | 13-310-000-0000-6293                     |      | 17.76     | uniforms               | 4053689772    | Uniform Expense           | N    |
|        | 13-310-000-0000-6293                     |      | 24.49     | uniforms               | 4053689931    | Uniform Expense           | N    |
|        | 13-310-000-0000-6293                     |      | 8.64      | uniforms               | 4053690063    | Uniform Expense           | N    |
|        | 13-310-000-0000-6293                     |      | 8.20      | uniforms               | 4054143071    | Uniform Expense           | N    |
|        | 13-310-000-0000-6293                     |      | 8.92      | uniforms               | 4054143143    | Uniform Expense           | N    |
|        | 13-310-000-0000-6293                     |      | 14.76     | uniforms               | 4054266860    | Uniform Expense           | N    |
|        | 13-310-000-0000-6293                     |      | 24.49     | uniforms               | 4054267054    | Uniform Expense           | N    |
|        | 13-310-000-0000-6293                     |      | 8.64      | uniforms               | 4054267075    | Uniform Expense           | N    |
|        | 13-310-000-0000-6293                     |      | 33.39     | uniforms               | 4054568054    | Uniform Expense           | N    |
| 6150   | Cintas Corporation No.2                  |      | 401.61    | 24 Transactions        |               |                           |      |

smensink

7/23/20 2:33PM

13 County Road &amp; Bridge

## \*\*\* Fillmore County \*\*\*



Audit List for Board COMMISSIONER'S VOUCHERS ENTRIES

Page 12

| Vendor | Name                             | Rpt  |           | Warrant Description  | Invoice #     | Account/Formula Descripti | 1099 |
|--------|----------------------------------|------|-----------|----------------------|---------------|---------------------------|------|
| No.    | Account/Formula                  | Accr | Amount    | Service Dates        | Paid On Bhf # | On Behalf of Name         |      |
| 3440   | Hancock Concrete Products Co Inc |      |           |                      |               |                           |      |
|        | 13-310-000-0000-6520             |      | 2,808.00  | culvert repair       | 1662361       | Culverts                  | N    |
| 3440   | Hancock Concrete Products Co Inc |      | 2,808.00  | 1 Transactions       |               |                           |      |
| 4036   | Mower County Treasurer           |      |           |                      |               |                           |      |
|        | 13-310-000-0000-6520             |      | 200.00    | culvert              | 1737          | Culverts                  | N    |
| 4036   | Mower County Treasurer           |      | 200.00    | 1 Transactions       |               |                           |      |
| 1996   | Nutrien Ag Solutions Inc         |      |           |                      |               |                           |      |
|        | 13-310-000-0000-6529             |      | 130.00    | seed                 | 42901922      | Seeding                   | N    |
| 1996   | Nutrien Ag Solutions Inc         |      | 130.00    | 1 Transactions       |               |                           |      |
| 1684   | Olson Explosives Inc             |      |           |                      |               |                           |      |
|        | 13-310-000-0000-6524             |      | 1,316.00  | chloride             | OE138401      | Dust Control              | N    |
| 1684   | Olson Explosives Inc             |      | 1,316.00  | 1 Transactions       |               |                           |      |
| 1067   | Preston Dairy & Farm Assn        |      |           |                      |               |                           |      |
|        | 13-310-000-0000-6529             |      | 114.00    | seed                 | 99211635      | Seeding                   | N    |
| 1067   | Preston Dairy & Farm Assn        |      | 114.00    | 1 Transactions       |               |                           |      |
| 2990   | Sorum & Sons/Orval               |      |           |                      |               |                           |      |
|        | 13-310-000-0000-6505             |      | 5,645.68  | rock                 | 5302          | Aggregate                 | N    |
| 2990   | Sorum & Sons/Orval               |      | 5,645.68  | 1 Transactions       |               |                           |      |
| 5833   | Spring Valley Ace Hardware       |      |           |                      |               |                           |      |
|        | 13-310-000-0000-6529             |      | 44.99     | seed                 | A121268       | Seeding                   | N    |
| 5833   | Spring Valley Ace Hardware       |      | 44.99     | 1 Transactions       |               |                           |      |
| 310    | DEPT Total:                      |      | 29,625.70 | Highway Maintenance  | 9 Vendors     | 32 Transactions           |      |
| 320    | DEPT                             |      |           | Highway Construction |               |                           |      |
| 99     | Erickson Engineering LLC         |      |           |                      |               |                           |      |
|        | 13-320-000-0000-6265             |      | 655.00    | consulting           | 13714         | Consulting                | N    |
| 99     | Erickson Engineering LLC         |      | 655.00    | 1 Transactions       |               |                           |      |
| 347    | State Of Mn                      |      |           |                      |               |                           |      |
|        | 13-320-000-0000-6377             |      | 4,258.80  | material testing     | P00011828     | Fees And Service Charges  | N    |
| 347    | State Of Mn                      |      | 4,258.80  | 1 Transactions       |               |                           |      |

smensink  
7/23/20 2:33PM  
13 County Road & Bridge

# \*\*\* Fillmore County \*\*\*



Audit List for Board COMMISSIONER'S VOUCHERS ENTRIE

Page 13

| Vendor | Name                         | Rpt  | Warrant Description         | Invoice #            | Account/Formula Descripti | 1099                    |
|--------|------------------------------|------|-----------------------------|----------------------|---------------------------|-------------------------|
| No.    | Account/Formula              | Accr | Service Dates               | Paid On Bhf #        | On Behalf of Name         |                         |
| 320    | DEPT Total:                  |      | 4,913.80                    | Highway Construction | 2 Vendors                 | 2 Transactions          |
| 330    | DEPT                         |      | Equipment Maintenance Shops |                      |                           |                         |
| 5142   | Ancom Technical Center, Inc. |      |                             |                      |                           |                         |
|        | 13-330-000-0000-6575         |      | 80.00                       | parts                | 95771                     | Machinery Parts N       |
| 5142   | Ancom Technical Center, Inc. |      | 80.00                       |                      | 1 Transactions            |                         |
| 3691   | Bauer Built Inc              |      |                             |                      |                           |                         |
|        | 13-330-000-0000-6516         |      | 30.00                       | tires/parts          | 41004                     | Tires & Repairs N       |
|        | 13-330-000-0000-6516         |      | 208.50                      | tires/parts          | 41099                     | Tires & Repairs N       |
|        | 13-330-000-0000-6516         |      | 10.00                       | labor                | 41099                     | Tires & Repairs N       |
| 3691   | Bauer Built Inc              |      | 248.50                      |                      | 3 Transactions            |                         |
| 6150   | Cintas Corporation No.2      |      |                             |                      |                           |                         |
|        | 13-330-000-0000-6575         |      | 213.26                      | supplies             | 4053057361                | Machinery Parts N       |
|        | 13-330-000-0000-6575         |      | 213.26                      | supplies             | 4054267001                | Machinery Parts N       |
| 6150   | Cintas Corporation No.2      |      | 426.52                      |                      | 2 Transactions            |                         |
| 1425   | Continental Research Corp    |      |                             |                      |                           |                         |
|        | 13-330-000-0000-6576         |      | 498.22                      | supplies             | 16244                     | Shop Supplies & Tools N |
| 1425   | Continental Research Corp    |      | 498.22                      |                      | 1 Transactions            |                         |
| 8165   | Dave Syverson Freightliner   |      |                             |                      |                           |                         |
|        | 13-330-000-0000-6575         |      | 277.00                      | parts                | 152530                    | Machinery Parts N       |
|        | 13-330-000-0000-6575         |      | 812.50                      | labor                | 152530                    | Machinery Parts N       |
|        | 13-330-000-0000-6575         |      | 156.91                      | parts                | 337099                    | Machinery Parts N       |
|        | 13-330-000-0000-6575         |      | 211.76                      | parts                | 338455                    | Machinery Parts N       |
|        | 13-330-000-0000-6575         |      | 52.01                       | parts                | 338544                    | Machinery Parts N       |
|        | 13-330-000-0000-6575         |      | 133.89                      | parts                | 339631                    | Machinery Parts N       |
|        | 13-330-000-0000-6575         |      | 459.78                      | parts                | 339756                    | Machinery Parts N       |
|        | 13-330-000-0000-6575         |      | 61.54                       | parts                | 340020                    | Machinery Parts N       |
|        | 13-330-000-0000-6575         |      | 315.62                      | parts                | 340043                    | Machinery Parts N       |
|        | 13-330-000-0000-6575         |      | 17.24                       | parts                | 340132                    | Machinery Parts N       |
|        | 13-330-000-0000-6575         |      | 179.66                      | parts                | 340235                    | Machinery Parts N       |
|        | 13-330-000-0000-6575         |      | 1,059.73                    | parts                | 340491                    | Machinery Parts N       |
|        | 13-330-000-0000-6575         |      | 32.72                       | parts                | 340493                    | Machinery Parts N       |
|        | 13-330-000-0000-6575         |      | 42.31                       | parts                | 340573                    | Machinery Parts N       |
|        | 13-330-000-0000-6575         |      | 810.96                      | parts                | 340604                    | Machinery Parts N       |
|        | 13-330-000-0000-6575         |      | 428.38                      | parts                | 340669                    | Machinery Parts N       |

## \*\*\* Fillmore County \*\*\*



Audit List for Board COMMISSIONER'S VOUCHERS ENTRIES

Page 14

| Vendor | Name                           | Rpt  |          | Warrant Description | Invoice #       | Account/Formula Descripti | 1099                            |   |
|--------|--------------------------------|------|----------|---------------------|-----------------|---------------------------|---------------------------------|---|
| No.    | Account/Formula                | Accr | Amount   |                     | Service Dates   | Paid On Bhf #             | On Behalf of Name               |   |
|        | 13-330-000-0000-6575           |      | 234.05   | parts               |                 | 340695                    | Machinery Parts                 | N |
|        | 13-330-000-0000-6575           |      | 89.83    | parts               |                 | 340696                    | Machinery Parts                 | N |
|        | 13-330-000-0000-6576           |      | 269.49   | supplies            |                 | 340763                    | Shop Supplies & Tools           | N |
|        | 13-330-000-0000-6575           |      | 19.03    | parts               |                 | 340980                    | Machinery Parts                 | N |
|        | 13-330-000-0000-6575           |      | 48.92    | parts               |                 | 340985                    | Machinery Parts                 | N |
|        | 13-330-000-0000-6575           |      | 559.55-  | parts               |                 | CM337052                  | Machinery Parts                 | N |
| 8165   | Dave Syverson Freightliner     |      | 5,153.78 |                     | 22 Transactions |                           |                                 |   |
| 4590   | Debauche Truck & Diesel        |      |          |                     |                 |                           |                                 |   |
|        | 13-330-000-0000-6575           |      | 998.62   | parts               |                 | DEB5054817                | Machinery Parts                 | N |
| 4590   | Debauche Truck & Diesel        |      | 998.62   |                     | 1 Transactions  |                           |                                 |   |
| 5751   | Fastenal Company               |      |          |                     |                 |                           |                                 |   |
|        | 13-330-000-0000-6575           |      | 14.58    | parts               |                 | 83614                     | Machinery Parts                 | N |
|        | 13-330-000-0000-6576           |      | 34.95    | supplies            |                 | 83688                     | Shop Supplies & Tools           | N |
|        | 13-330-000-0000-6576           |      | 118.40   | supplies            |                 | 83816                     | Shop Supplies & Tools           | N |
|        | 13-330-000-0000-6576           |      | 20.73    | supplies            |                 | 83888                     | Shop Supplies & Tools           | N |
|        | 13-330-000-0000-6576           |      | 346.63   | supplies            |                 | 83971                     | Shop Supplies & Tools           | N |
|        | 13-330-000-0000-6576           |      | 120.03   | supplies            |                 | 83983                     | Shop Supplies & Tools           | N |
|        | 13-330-000-0000-6576           |      | 35.13    | supplies            |                 | 84076                     | Shop Supplies & Tools           | N |
| 5751   | Fastenal Company               |      | 690.45   |                     | 7 Transactions  |                           |                                 |   |
| 9142   | Force America Distributing LLC |      |          |                     |                 |                           |                                 |   |
|        | 13-330-000-0000-6575           |      | 1,355.85 | parts               |                 | 0011454373                | Machinery Parts                 | N |
| 9142   | Force America Distributing LLC |      | 1,355.85 |                     | 1 Transactions  |                           |                                 |   |
| 150    | Hahn Lumber Co Inc             |      |          |                     |                 |                           |                                 |   |
|        | 13-330-000-0000-6575           |      | 126.70   | parts               |                 | 50069                     | Machinery Parts                 | N |
| 150    | Hahn Lumber Co Inc             |      | 126.70   |                     | 1 Transactions  |                           |                                 |   |
| 155    | Hammell Equipment Inc          |      |          |                     |                 |                           |                                 |   |
|        | 13-330-000-0000-6575           |      | 709.00   | parts               |                 | I125125                   | Machinery Parts                 | N |
|        | 13-330-000-0000-6565           |      | 105.61   | additive            |                 | RI69516                   | Motor Oil And Lubricants        | N |
| 155    | Hammell Equipment Inc          |      | 814.61   |                     | 2 Transactions  |                           |                                 |   |
| 3714   | Hovey Oil Co Inc               |      |          |                     |                 |                           |                                 |   |
|        | 13-330-000-0000-6561           |      | 1,174.32 | #2 diesel           |                 | 1908                      | Gasoline Diesel And Other Fuels | N |
|        | 13-330-000-0000-6561           |      | 434.64   | gas                 |                 | 1908                      | Gasoline Diesel And Other Fuels | N |
|        | 13-330-000-0000-6561           |      | 924.84   | #2 diesel           |                 | 1940                      | Gasoline Diesel And Other Fuels | N |

## \*\*\* Fillmore County \*\*\*



Audit List for Board COMMISSIONER'S VOUCHERS ENTRIES

Page 15

| Vendor | Name                          | Rpt  |          | Warrant Description | Invoice #     | Account/Formula Descripti       | 1099 |
|--------|-------------------------------|------|----------|---------------------|---------------|---------------------------------|------|
| No.    | Account/Formula               | Accr | Amount   | Service Dates       | Paid On Bhf # | On Behalf of Name               |      |
|        | 13-330-000-0000-6561          |      | 140.10   | gas                 | 414           | Gasoline Diesel And Other Fuels | N    |
|        | 13-330-000-0000-6561          |      | 679.20   | #2 diesel           | 414           | Gasoline Diesel And Other Fuels | N    |
|        | 13-330-000-0000-6561          |      | 877.30   | #2 diesel           | 424           | Gasoline Diesel And Other Fuels | N    |
|        | 13-330-000-0000-6561          |      | 1,112.50 | #2 diesel           | 432           | Gasoline Diesel And Other Fuels | N    |
|        | 13-330-000-0000-6561          |      | 640.08   | #2 diesel           | 486           | Gasoline Diesel And Other Fuels | N    |
| 3714   | Hovey Oil Co Inc              |      | 5,982.98 | 8 Transactions      |               |                                 |      |
| 6508   | Interstate Motor Trucks, Inc. |      |          |                     |               |                                 |      |
|        | 13-330-000-0000-6575          |      | 74.93-   | parts               | ROC2036600    | Machinery Parts                 | N    |
|        | 13-330-000-0000-6575          |      | 185.91   | parts               | ROC2036879    | Machinery Parts                 | N    |
|        | 13-330-000-0000-6575          |      | 220.47   | parts               | ROC2036898    | Machinery Parts                 | N    |
|        | 13-330-000-0000-6575          |      | 115.83   | parts               | ROC2036918    | Machinery Parts                 | N    |
|        | 13-330-000-0000-6575          |      | 1,506.21 | parts               | ROC31537      | Machinery Parts                 | N    |
|        | 13-330-000-0000-6575          |      | 856.75   | labor               | ROC31537      | Machinery Parts                 | N    |
|        | 13-330-000-0000-6575          |      | 584.30   | parts               | ROC31621      | Machinery Parts                 | N    |
|        | 13-330-000-0000-6575          |      | 630.59   | labor               | ROC31621      | Machinery Parts                 | N    |
| 6508   | Interstate Motor Trucks, Inc. |      | 4,025.13 | 8 Transactions      |               |                                 |      |
| 6542   | Kaman Industrial Technologies |      |          |                     |               |                                 |      |
|        | 13-330-000-0000-6576          |      | 450.70   | supplies            | B493752       | Shop Supplies & Tools           | N    |
| 6542   | Kaman Industrial Technologies |      | 450.70   | 1 Transactions      |               |                                 |      |
| 3696   | McCabe Repairs                |      |          |                     |               |                                 |      |
|        | 13-330-000-0000-6575          |      | 208.69   | parts               |               | Machinery Parts                 | N    |
|        | 13-330-000-0000-6575          |      | 86.00    | labor               |               | Machinery Parts                 | N    |
| 3696   | McCabe Repairs                |      | 294.69   | 2 Transactions      |               |                                 |      |
| 3541   | Nuss Truck & Equipment        |      |          |                     |               |                                 |      |
|        | 13-330-000-0000-6576          |      | 36.86    | supplies            | 1194606P      | Shop Supplies & Tools           | N    |
|        | 13-330-000-0000-6576          |      | 304.34   | supplies            | 1195041P      | Shop Supplies & Tools           | N    |
| 3541   | Nuss Truck & Equipment        |      | 341.20   | 2 Transactions      |               |                                 |      |
| 137    | Praxair Distribution Inc      |      |          |                     |               |                                 |      |
|        | 13-330-000-0000-6576          |      | 137.29   | supplies            | 97547692      | Shop Supplies & Tools           | N    |
| 137    | Praxair Distribution Inc      |      | 137.29   | 1 Transactions      |               |                                 |      |
| 5988   | Preston Auto Parts            |      |          |                     |               |                                 |      |
|        | 13-330-000-0000-6575          |      | 4.99     | parts               | 630861        | Machinery Parts                 | N    |
|        | 13-330-000-0000-6575          |      | 239.61   | filters             | 630918        | Machinery Parts                 | N    |

## \*\*\* Fillmore County \*\*\*



Audit List for Board COMMISSIONER'S VOUCHERS ENTRIES

Page 16

| Vendor | Name                      | Rpt  | Warrant Description | Invoice #       | Account/Formula Descripti | 1099                  |   |
|--------|---------------------------|------|---------------------|-----------------|---------------------------|-----------------------|---|
| No.    | Account/Formula           | Accr | Amount              | Service Dates   | Paid On Bhf #             | On Behalf of Name     |   |
|        | 13-330-000-0000-6576      |      | 12.98               | supplies        | 630999                    | Shop Supplies & Tools | N |
|        | 13-330-000-0000-6575      |      | 29.34               | parts           | 631106                    | Machinery Parts       | N |
|        | 13-330-000-0000-6576      |      | 0.50                | supplies        | 631142                    | Shop Supplies & Tools | N |
|        | 13-330-000-0000-6575      |      | 9.99                | filters         | 631176                    | Machinery Parts       | N |
|        | 13-330-000-0000-6576      |      | 4.69                | supplies        | 631178                    | Shop Supplies & Tools | N |
|        | 13-330-000-0000-6575      |      | 65.99               | filters         | 631294                    | Machinery Parts       | N |
|        | 13-330-000-0000-6575      |      | 15.06               | parts           | 631877                    | Machinery Parts       | N |
|        | 13-330-000-0000-6575      |      | 65.58               | filters         | 632011                    | Machinery Parts       | N |
|        | 13-330-000-0000-6575      |      | 89.92               | parts           | 632030                    | Machinery Parts       | N |
|        | 13-330-000-0000-6575      |      | 84.44               | filters         | 632058                    | Machinery Parts       | N |
|        | 13-330-000-0000-6575      |      | 15.98               | parts           | 632094                    | Machinery Parts       | N |
|        | 13-330-000-0000-6576      |      | 14.99-              | supplies        | 632136                    | Shop Supplies & Tools | N |
|        | 13-330-000-0000-6576      |      | 19.99               | supplies        | 632141                    | Shop Supplies & Tools | N |
|        | 13-330-000-0000-6575      |      | 42.49               | parts           | 632151                    | Machinery Parts       | N |
|        | 13-330-000-0000-6576      |      | 52.46               | supplies        | 632194                    | Shop Supplies & Tools | N |
|        | 13-330-000-0000-6575      |      | 88.99               | parts           | 632233                    | Machinery Parts       | N |
|        | 13-330-000-0000-6575      |      | 42.49-              | parts           | 632311                    | Machinery Parts       | N |
|        | 13-330-000-0000-6575      |      | 105.23              | parts           | 632338                    | Machinery Parts       | N |
|        | 13-330-000-0000-6575      |      | 186.90              | parts           | 632551                    | Machinery Parts       | N |
|        | 13-330-000-0000-6576      |      | 4.29                | supplies        | 632962                    | Shop Supplies & Tools | N |
|        | 13-330-000-0000-6576      |      | 15.38               | supplies        | 632963                    | Shop Supplies & Tools | N |
|        | 13-330-000-0000-6576      |      | 69.99               | supplies        | 633060                    | Shop Supplies & Tools | N |
|        | 13-330-000-0000-6575      |      | 11.99               | parts           | 633217                    | Machinery Parts       | N |
|        | 13-330-000-0000-6576      |      | 77.43               | supplies        | 633364                    | Shop Supplies & Tools | N |
|        | 13-330-000-0000-6576      |      | 12.49               | supplies        | 633966                    | Shop Supplies & Tools | N |
|        | 13-330-000-0000-6575      |      | 325.15              | parts           | 634300                    | Machinery Parts       | N |
| 5988   | Preston Auto Parts        |      | 1,594.37            | 28 Transactions |                           |                       |   |
| 303    | Preston Equipment Company |      |                     |                 |                           |                       |   |
|        | 13-330-000-0000-6575      |      | 106.69              | parts           | 01-95043                  | Machinery Parts       | N |
| 303    | Preston Equipment Company |      | 106.69              | 1 Transactions  |                           |                       |   |
| 4315   | Pulver Motor Services     |      |                     |                 |                           |                       |   |
|        | 13-330-000-0000-6575      |      | 468.00              | towing          | 147599                    | Machinery Parts       | N |
| 4315   | Pulver Motor Services     |      | 468.00              | 1 Transactions  |                           |                       |   |
| 5753   | RDO Equipment Co          |      |                     |                 |                           |                       |   |
|        | 13-330-000-0000-6576      |      | 91.91               | supplies        | P9479402                  | Shop Supplies & Tools | N |
|        | 13-330-000-0000-6575      |      | 117.40              | parts           | P9503802                  | Machinery Parts       | N |

smensink

7/23/20 2:33PM

13 County Road &amp; Bridge

## \*\*\* Fillmore County \*\*\*



Audit List for Board COMMISSIONER'S VOUCHERS ENTRIES

Page 17

| Vendor | Name                                                       | Rpt  | Warrant Description | Invoice #               | Account/Formula Descripti | 1099                          |
|--------|------------------------------------------------------------|------|---------------------|-------------------------|---------------------------|-------------------------------|
| No.    | Account/Formula                                            | Accr | Amount              | Service Dates           | Paid On Bhf #             | On Behalf of Name             |
| 5753   | 13-330-000-0000-6575<br>RDO Equipment Co                   |      | 796.86<br>1,006.17  | parts<br>3 Transactions | P9522202                  | Machinery Parts<br>N          |
| 3989   | 13-330-000-0000-6575<br>Ronco Engineering Sales Co, Inc    |      | 85.35               | parts                   | 3212867                   | Machinery Parts<br>N          |
| 3989   | 13-330-000-0000-6575<br>Ronco Engineering Sales Co, Inc    |      | 85.35               | 1 Transactions          |                           |                               |
| 3444   | 13-330-000-0000-6575<br>Ruffridge Johnson Equipment Co Inc |      | 329.86              | parts                   | IA17158                   | Machinery Parts<br>N          |
|        | 13-330-000-0000-6575                                       |      | 39.33               | parts                   | IA17158A                  | Machinery Parts<br>N          |
| 3444   | 13-330-000-0000-6575<br>Ruffridge Johnson Equipment Co Inc |      | 369.19              | 2 Transactions          |                           |                               |
| 97     | 13-330-000-0000-6576<br>Rushford Hardware                  |      | 13.28               | supplies                | B93514                    | Shop Supplies & Tools<br>N    |
| 97     | 13-330-000-0000-6576<br>Rushford Hardware                  |      | 13.28               | 1 Transactions          |                           |                               |
| 6600   | 13-330-000-0000-6575<br>Solberg Welding Inc                |      | 68.61               | parts                   | 13067                     | Machinery Parts<br>N          |
| 6600   | 13-330-000-0000-6575<br>Solberg Welding Inc                |      | 68.61               | 1 Transactions          |                           |                               |
| 361    | 13-330-000-0000-6576<br>Thompson Motors Of Wykoff Inc      |      | 8.90                | supplies                | 27-269380                 | Shop Supplies & Tools<br>N    |
| 361    | 13-330-000-0000-6576<br>Thompson Motors Of Wykoff Inc      |      | 8.90                | 1 Transactions          |                           |                               |
| 4911   | 13-330-000-0000-6575<br>Truckin' America of Rochester      |      | 1,276.55            | parts                   | 156438                    | Machinery Parts<br>N          |
| 4911   | 13-330-000-0000-6575<br>Truckin' America of Rochester      |      | 1,276.55            | 1 Transactions          |                           |                               |
| 4079   | 13-330-000-0000-6575<br>Village Farm & Home                |      | 14.99               | parts                   | 42177                     | Machinery Parts<br>N          |
| 4079   | 13-330-000-0000-6575<br>Village Farm & Home                |      | 14.99               | 1 Transactions          |                           |                               |
| 6286   | 13-330-000-0000-6565<br>World Fuel Services Inc            |      | 138.58              | grease                  | 117502                    | Motor Oil And Lubricants<br>N |
| 6286   | 13-330-000-0000-6565<br>World Fuel Services Inc            |      | 138.58              | 1 Transactions          |                           |                               |
| 4384   | 13-330-000-0000-6575<br>Zarnoth Brush Works Inc            |      | 344.50              | parts                   | 0180855IN                 | Machinery Parts<br>N          |



smensink  
7/23/20 2:33PM  
13 County Road & Bridge

\*\*\* Fillmore County \*\*\*



Audit List for Board COMMISSIONER'S VOUCHERS ENTRIES

Page 18

| Vendor Name |                         | Rpt  | Warrant Description |                             | Invoice #     | Account/Formula Descripti | 1099 |
|-------------|-------------------------|------|---------------------|-----------------------------|---------------|---------------------------|------|
| No.         | Account/Formula         | Accr | Amount              | Service Dates               | Paid On Bhf # | On Behalf of Name         |      |
| 4384        | Zarnoth Brush Works Inc |      | 344.50              | 1 Transactions              |               |                           |      |
| 330         | DEPT Total:             |      | 27,120.42           | Equipment Maintenance Shops | 29 Vendors    | 106 Transactions          |      |
| 13          | Fund Total:             |      | 61,878.47           | County Road & Bridge        |               | 141 Transactions          |      |

smensink  
7/23/20 2:33PM  
14 Sanitation Fund

# \*\*\* Fillmore County \*\*\*



Audit List for Board COMMISSIONER'S VOUCHERS ENTRIES

Page 19

| Vendor | Name                    | Rpt  | Warrant Description      | Invoice #                | Account/Formula Descripti | 1099                          |
|--------|-------------------------|------|--------------------------|--------------------------|---------------------------|-------------------------------|
| No.    | Account/Formula         | Accr | Service Dates            | Paid On Bhf #            | On Behalf of Name         |                               |
| 390    | DEPT                    |      | Resource Recovery Center |                          |                           |                               |
| 6150   | Cintas Corporation No.2 |      |                          |                          |                           |                               |
|        | 14-390-000-0000-6377    |      | 17.70                    | Uniforms                 | 4055516761                | Fees And Service Charges N    |
|        |                         |      |                          | 07/10/2020 07/10/2020    |                           |                               |
|        | 14-390-000-0000-6377    |      | 13.38                    | Uniforms                 | 4056191484                | Fees And Service Charges N    |
|        |                         |      |                          | 07/17/2020 07/17/2020    |                           |                               |
| 6150   | Cintas Corporation No.2 |      | 31.08                    | 2 Transactions           |                           |                               |
| 390    | DEPT Total:             |      | 31.08                    | Resource Recovery Center | 1 Vendors                 | 2 Transactions                |
| 391    | DEPT                    |      | Score Grant Program      |                          |                           |                               |
| 8757   | OSI Environmental, Inc  |      |                          |                          |                           |                               |
|        | 14-391-000-0000-6861    |      | 100.00                   | Used Oil Collection      | 2085814                   | Recycling Operation Expense N |
|        |                         |      |                          | 06/30/2020 06/30/2020    |                           |                               |
|        | 14-391-000-0000-6861    |      | 100.00                   | Oil Filter Collection    | 2085872                   | Recycling Operation Expense N |
|        |                         |      |                          | 06/30/2020 06/30/2020    |                           |                               |
| 8757   | OSI Environmental, Inc  |      | 200.00                   | 2 Transactions           |                           |                               |
| 391    | DEPT Total:             |      | 200.00                   | Score Grant Program      | 1 Vendors                 | 2 Transactions                |
| 14     | Fund Total:             |      | 231.08                   | Sanitation Fund          |                           | 4 Transactions                |

smensink  
7/23/20 2:33PM  
23 County Airport Fund

\*\*\* Fillmore County \*\*\*



Audit List for Board COMMISSIONER'S VOUCHERS ENTRIES

Page 20

| Vendor Name |                      | Rpt  | Warrant Description |                                              | Invoice #        | Account/Formula Descripti          | 1099 |
|-------------|----------------------|------|---------------------|----------------------------------------------|------------------|------------------------------------|------|
| No.         | Account/Formula      | Accr | Amount              | Service Dates                                | Paid On Bhf #    | On Behalf of Name                  |      |
| 350         | DEPT                 |      |                     | County Airport                               |                  |                                    |      |
| 5763        | Bolton & Menk Inc.   |      |                     |                                              |                  |                                    |      |
|             | 23-350-000-0000-6626 |      | 62.45               | #7 Site Design St<br>07/31/2020 07/31/2020   | 0251690          | Mn Improvement Const/Grant         | N    |
|             | 23-350-000-0000-6628 |      | 1,124.10            | #7 Site Design Fed<br>07/31/2020 07/31/2020  | 0251690          | Fed Improvement Const/Grant        | N    |
|             | 23-350-000-0000-6630 |      | 62.45               | #7 Site Design Cnty<br>07/31/2020 07/31/2020 | 0251690          | County Share Construction/Improver | N    |
|             | 23-350-000-0000-6626 |      | 37.47               | #8 Site Design St<br>07/31/2020 07/31/2020   | 0253338          | Mn Improvement Const/Grant         | N    |
|             | 23-350-000-0000-6628 |      | 674.46              | #8 Site Design Fed<br>07/31/2020 07/31/2020  | 0253338          | Fed Improvement Const/Grant        | N    |
|             | 23-350-000-0000-6630 |      | 37.47               | #8 Site Design Cnty<br>07/31/2020 07/31/2020 | 0253338          | County Share Construction/Improver | N    |
| 5763        | Bolton & Menk Inc.   |      | 1,998.40            | 6 Transactions                               |                  |                                    |      |
| 350         | DEPT Total:          |      | 1,998.40            | County Airport                               | 1 Vendors        | 6 Transactions                     |      |
| 23          | Fund Total:          |      | 1,998.40            | County Airport Fund                          |                  | 6 Transactions                     |      |
|             | Final Total:         |      | 96,198.44           | 85 Vendors                                   | 216 Transactions |                                    |      |

# \*\*\* Fillmore County \*\*\*

Audit List for Board COMMISSIONER'S VOUCHERS ENTRIES



| Recap by Fund | <u>Fund</u> | <u>AMOUNT</u> | <u>Name</u>          |                    |
|---------------|-------------|---------------|----------------------|--------------------|
|               | 1           | 32,090.49     | County Revenue Fund  |                    |
|               | 13          | 61,878.47     | County Road & Bridge |                    |
|               | 14          | 231.08        | Sanitation Fund      |                    |
|               | 23          | 1,998.40      | County Airport Fund  |                    |
|               | All Funds   | 96,198.44     | Total                | Approved by, ..... |
|               |             |               |                      | .....              |
|               |             |               |                      | .....              |

smensink

7/16/20 1:25PM

1 County Revenue Fund

## \*\*\* Fillmore County \*\*\*



## Audit List for Board AUDITOR'S VOUCHERS ENTRIES

Page 2

| Vendor | Name                                                           | Rpt  |           | Warrant Description                               | Invoice #     | Account/Formula Descripti        | 1099 |
|--------|----------------------------------------------------------------|------|-----------|---------------------------------------------------|---------------|----------------------------------|------|
| No.    | Account/Formula                                                | Accr | Amount    | Service Dates                                     | Paid On Bhf # | On Behalf of Name                |      |
| 6317   | Enterprise Fleet Management<br>01-202-000-0000-6650            |      | 4,879.55  | July Lease Payment<br>07/01/2020 07/31/2020       | 2653          | Vehicles Purchased               | N    |
| 6317   | Enterprise Fleet Management                                    |      | 4,879.55  | 1 Transactions                                    |               |                                  |      |
| 111    | Fillmore Co Treasurer- Credit Card/ACH<br>01-149-000-0000-6205 |      | 2,500.00  | Mail Machine Postage<br>07/14/2020 07/14/2020     |               | Postage And Postal Box Rent      | N    |
| 111    | Fillmore Co Treasurer- Credit Card/ACH                         |      | 2,500.00  | 1 Transactions                                    |               |                                  |      |
| 4441   | Independent Emergency Services, LLC<br>01-201-000-0000-6310    |      | 100.00    | July 911 Services<br>07/01/2020 07/31/2020        | 200-0223      | Contract Repairs And Maintenance | Y    |
| 4441   | Independent Emergency Services, LLC                            |      | 100.00    | 1 Transactions                                    |               |                                  |      |
| 6676   | Marco - Phones<br>01-149-000-0000-6203                         |      | 3,419.66  | July 2020 Phone Contract<br>07/01/2020 07/31/2020 | 27385719      | Telephone                        | Y    |
| 6676   | Marco - Phones                                                 |      | 3,419.66  | 1 Transactions                                    |               |                                  |      |
| 5536   | MiEnergy Cooperative<br>01-251-000-0000-6251                   |      | 100.27    | Radio Tower Electric<br>06/01/2020 07/01/2020     |               | Electricity                      | N    |
| 5536   | MiEnergy Cooperative                                           |      | 100.27    | 1 Transactions                                    |               |                                  |      |
| 4344   | OFFICE OF MNIT SERVICES<br>01-149-000-0000-6203                |      | 1,300.00  | June 2020 WAN Services<br>06/01/2020 06/30/2020   | DV20060430    | Telephone                        | N    |
| 4344   | OFFICE OF MNIT SERVICES                                        |      | 1,300.00  | 1 Transactions                                    |               |                                  |      |
| 308    | Preston Public Utilities<br>01-111-000-0000-6251               |      | 2,813.13  | FCOB Utilities<br>05/28/2020 06/29/2020           |               | Electricity                      | N    |
|        | 01-111-000-0000-6251                                           |      | 5,682.86  | Courthouse Utilities<br>05/29/2020 06/30/2020     |               | Electricity                      | N    |
|        | 01-251-000-0000-6251                                           |      | 2,198.80  | Jail Utilities<br>05/28/2020 06/29/2020           |               | Electricity                      | N    |
| 308    | Preston Public Utilities                                       |      | 10,694.79 | 3 Transactions                                    |               |                                  |      |
| 437    | Thomson Reuters-West Payment Center                            |      |           |                                                   |               |                                  |      |

smensink

7/16/20 1:25PM

1 County Revenue Fund

# \*\*\* Fillmore County \*\*\*



Audit List for Board AUDITOR'S VOUCHERS ENTRIES

Page 3

| Vendor        | Name                                | Rpt  |           |                                |           |                           |      |  |  |
|---------------|-------------------------------------|------|-----------|--------------------------------|-----------|---------------------------|------|--|--|
| No.           | Account/Formula                     | Accr | Amount    | Warrant Description            | Invoice # | Account/Formula Descripti | 1099 |  |  |
|               | 01-014-000-0000-6451                |      | 365.50    | West Info June2020 Law Library | 842582507 | Reference Materials       | N    |  |  |
|               |                                     |      |           | 06/01/2020 06/30/2020          |           |                           |      |  |  |
|               | 01-014-000-0000-6451                |      | 420.00    | Library Plan - June 2020       | 842665366 | Reference Materials       | N    |  |  |
|               |                                     |      |           | 06/05/2020 07/04/2020          |           |                           |      |  |  |
| 437           | Thomson Reuters-West Payment Center |      | 785.50    | 2 Transactions                 |           |                           |      |  |  |
| 1 Fund Total: |                                     |      | 23,779.77 | County Revenue Fund            | 8 Vendors | 11 Transactions           |      |  |  |

smensink  
 7/16/20 1:25PM  
 13 County Road & Bridge

# \*\*\* Fillmore County \*\*\*



## Audit List for Board AUDITOR'S VOUCHERS ENTRIES

Page 4

| Vendor Name                       | <u>Rpt</u>  | <u>Warrant Description</u> | <u>Invoice #</u>     | <u>Account/Formula Descripti</u>              | <u>1099</u>    |
|-----------------------------------|-------------|----------------------------|----------------------|-----------------------------------------------|----------------|
| <u>No.</u> <u>Account/Formula</u> | <u>Accr</u> | <u>Amount</u>              | <u>Service Dates</u> | <u>Paid On Bhf #</u> <u>On Behalf of Name</u> |                |
| 7542 Fillmore Co Treasurer        |             |                            |                      |                                               |                |
| 13-330-000-0000-6561              |             | 993.51                     | June fuel tax        | Gasoline Diesel And Other Fuels               | N              |
| 7542 Fillmore Co Treasurer        |             | 993.51                     | 1 Transactions       |                                               |                |
| 5536 MiEnergy Cooperative         |             |                            |                      |                                               |                |
| 13-330-000-0000-6251              |             | 59.64                      | electricity          | 302875004 Electricity                         | N              |
| 13-300-000-0000-6306              |             | 43.05                      | electricity          | 302875008 Radio Tower Repair & Services       | N              |
| 13-310-000-0000-6251              |             | 42.00                      | electricity          | 302875011 Electricity                         | N              |
| 13-330-000-0000-6251              |             | 133.09                     | electricity          | 302875012 Electricity                         | N              |
| 13-330-000-0000-6251              |             | 27.32                      | electricity          | 302875013 Electricity                         | N              |
| 13-330-000-0000-6251              |             | 25.20                      | electricity          | 333377001 Electricity                         | N              |
| 13-330-000-0000-6251              |             | 78.71                      | electricity          | 333377002 Electricity                         | N              |
| 5536 MiEnergy Cooperative         |             | 409.01                     | 7 Transactions       |                                               |                |
| 13 Fund Total:                    |             | 1,402.52                   | County Road & Bridge | 2 Vendors                                     | 8 Transactions |

smensink  
7/16/20 1:25PM  
14 Sanitation Fund

\*\*\* Fillmore County \*\*\*



Audit List for Board AUDITOR'S VOUCHERS ENTRIES

Page 5

| Vendor         | Name                                             |      | Rpt |        | Warrant Description        | Invoice #     | Account/Formula Descripti | 1099 |
|----------------|--------------------------------------------------|------|-----|--------|----------------------------|---------------|---------------------------|------|
| No.            | Account/Formula                                  | Accr |     | Amount | Service Dates              | Paid On Bhf # | On Behalf of Name         |      |
| 308            | Preston Public Utilities<br>14-390-000-0000-6251 |      |     | 398.21 | Transfer Station Utilities |               | Electricity               | N    |
|                |                                                  |      |     |        | 05/28/2020 06/29/2020      |               |                           |      |
| 308            | Preston Public Utilities                         |      |     | 398.21 | 1 Transactions             |               |                           |      |
| 14 Fund Total: |                                                  |      |     | 398.21 | Sanitation Fund            | 1 Vendors     | 1 Transactions            |      |



smensink  
7/16/20 1:25PM  
23 County Airport Fund

\*\*\* Fillmore County \*\*\*



Audit List for Board AUDITOR'S VOUCHERS ENTRIES

Page 6

| Vendor         | Name                 |      | Rpt |        | Warrant Description         | Invoice #     | Account/Formula Descripti | 1099 |
|----------------|----------------------|------|-----|--------|-----------------------------|---------------|---------------------------|------|
| No.            | Account/Formula      | Accr |     | Amount | Service Dates               | Paid On Bhf # | On Behalf of Name         |      |
| 5536           | MiEnergy Cooperative |      |     |        |                             |               |                           |      |
|                | 23-350-000-0000-6251 |      |     | 37.32  | Electricity 6/1/20 - 7/1/20 |               | Electricity               | N    |
|                |                      |      |     |        | 06/01/2020 07/01/2020       |               |                           |      |
|                | 23-350-000-0000-6251 |      |     | 280.63 | Electricity 6/1/20 - 7/1/20 |               | Electricity               | N    |
|                |                      |      |     |        | 06/01/2020 07/01/2020       |               |                           |      |
| 5536           | MiEnergy Cooperative |      |     | 317.95 | 2 Transactions              |               |                           |      |
| 23 Fund Total: |                      |      |     | 317.95 | County Airport Fund         | 1 Vendors     | 2 Transactions            |      |

smensink

7/16/20 1:25PM

73 Greenleafton Septic Projec

\*\*\* Fillmore County \*\*\*



Audit List for Board AUDITOR'S VOUCHERS ENTRIES

Page 7

| Vendor         | Name                 |      | Rpt |        | Warrant Description          | Invoice #     | Account/Formula Descripti | 1099 |
|----------------|----------------------|------|-----|--------|------------------------------|---------------|---------------------------|------|
| No.            | Account/Formula      | Accr |     | Amount | Service Dates                | Paid On Bhf # | On Behalf of Name         |      |
| 5536           | MiEnergy Cooperative |      |     |        |                              |               |                           |      |
|                | 73-611-000-0000-6251 |      |     | 44.39  | Greenleafton Plant Grinder   |               | Electricity               | N    |
|                |                      |      |     |        | 06/01/2020 07/01/2020        |               |                           |      |
|                | 73-611-000-0000-6251 |      |     | 304.82 | Greenleafton Treatment Plant |               | Electricity               | N    |
|                |                      |      |     |        | 06/01/2020 07/01/2020        |               |                           |      |
| 5536           | MiEnergy Cooperative |      |     | 349.21 | 2 Transactions               |               |                           |      |
| 73 Fund Total: |                      |      |     | 349.21 | Greenleafton Septic Project  | 1 Vendors     | 2 Transactions            |      |

smensink

7/16/20

1:25PM

87 State Revenue And School

## \*\*\* Fillmore County \*\*\*



## Audit List for Board AUDITOR'S VOUCHERS ENTRIES

Page 8

| Vendor         | Name                     |      | Rpt |           | Warrant Description           | Invoice #       | Account/Formula Descripti        | 1099 |
|----------------|--------------------------|------|-----|-----------|-------------------------------|-----------------|----------------------------------|------|
| No.            | Account/Formula          | Accr |     | Amount    | Service Dates                 | Paid On Bhf #   | On Behalf of Name                |      |
| 1859           | MN Department Of Finance |      |     |           |                               |                 |                                  |      |
|                | 87-000-000-0000-2100     |      |     | 2,656.00  | June 2020 Vitals              |                 | Due To Other Governmental Agenci | N    |
|                |                          |      |     |           | 06/01/2020 06/30/2020         |                 |                                  |      |
|                | 87-000-000-0000-2313     |      |     | 6,268.50  | June 2020 RE Surcharge        |                 | Real Estate Surcharge            | N    |
|                |                          |      |     |           | 06/01/2020 06/30/2020         |                 |                                  |      |
|                | 87-000-000-0000-2404     |      |     | 3.00      | June 2020 State Assurance     |                 | State Assurance                  | N    |
|                |                          |      |     |           | 06/01/2020 06/30/2020         |                 |                                  |      |
| 1859           | MN Department Of Finance |      |     | 8,927.50  | 3 Transactions                |                 |                                  |      |
| 5993           | Mn Dept Of Health        |      |     |           |                               |                 |                                  |      |
|                | 87-000-000-0000-2312     |      |     | 425.00    | June 2020 Well Certificate    |                 | Well Management Funds            | N    |
|                |                          |      |     |           | 06/01/2020 06/30/2020         |                 |                                  |      |
| 5993           | Mn Dept Of Health        |      |     | 425.00    | 1 Transactions                |                 |                                  |      |
| 87 Fund Total: |                          |      |     | 9,352.50  | State Revenue And School Fund | 2 Vendors       | 4 Transactions                   |      |
| Final Total:   |                          |      |     | 35,600.16 | 15 Vendors                    | 28 Transactions |                                  |      |

smensink  
7/16/20

1:25PM

\*\*\* Fillmore County \*\*\*

Audit List for Board AUDITOR'S VOUCHERS ENTRIES



Page 9

| Recap by Fund | <u>Fund</u> | <u>AMOUNT</u> | <u>Name</u>                   |                    |
|---------------|-------------|---------------|-------------------------------|--------------------|
|               | 1           | 23,779.77     | County Revenue Fund           |                    |
|               | 13          | 1,402.52      | County Road & Bridge          |                    |
|               | 14          | 398.21        | Sanitation Fund               |                    |
|               | 23          | 317.95        | County Airport Fund           |                    |
|               | 73          | 349.21        | Greenleifton Septic Project   |                    |
|               | 87          | 9,352.50      | State Revenue And School Fund |                    |
|               | All Funds   | 35,600.16     | Total                         | Approved by, ..... |
|               |             |               |                               | .....              |
|               |             |               |                               | .....              |

smensink  
7/22/20 1:18PM  
13 County Road & Bridge

\*\*\* Fillmore County \*\*\*



Audit List for Board AUDITOR'S VOUCHERS ENTRIES

Page 2

| Vendor         | Name                            | Rpt  |          | Warrant Description  | Invoice #     | Account/Formula Descripti | 1099 |
|----------------|---------------------------------|------|----------|----------------------|---------------|---------------------------|------|
| No.            | Account/Formula                 | Accr | Amount   | Service Dates        | Paid On Bhf # | On Behalf of Name         |      |
| 3219           | Centurylink                     |      |          |                      |               |                           |      |
|                | 13-300-000-0000-6203            |      | 143.05   | telephone            | 5078673784    | Telephone                 | N    |
| 3219           | Centurylink                     |      | 143.05   | 1 Transactions       |               |                           |      |
| 6094           | MN Energy Resources Corporation |      |          |                      |               |                           |      |
|                | 13-330-000-0000-6255            |      | 45.00    | natural gas          | 0505303491    | Gas                       | N    |
| 6094           | MN Energy Resources Corporation |      | 45.00    | 1 Transactions       |               |                           |      |
| 308            | Preston Public Utilities        |      |          |                      |               |                           |      |
|                | 13-330-000-0000-6251            |      | 634.12   | utilities            | 4458327       | Electricity               | N    |
|                | 13-330-000-0000-6251            |      | 42.83    | utilities            | 4473A342      | Electricity               | N    |
|                | 13-330-000-0000-6251            |      | 729.69   | utilities            | 4473B341      | Electricity               | N    |
| 308            | Preston Public Utilities        |      | 1,406.64 | 3 Transactions       |               |                           |      |
| 13 Fund Total: |                                 |      | 1,594.69 | County Road & Bridge | 3 Vendors     | 5 Transactions            |      |

smensink  
7/22/20 1:18PM  
14 Sanitation Fund

\*\*\* Fillmore County \*\*\*



Audit List for Board AUDITOR'S VOUCHERS ENTRIES

Page 3

| Vendor         | Name                           | Rpt  |           | Warrant Description   | Invoice #      | Account/Formula Descripti   | 1099 |
|----------------|--------------------------------|------|-----------|-----------------------|----------------|-----------------------------|------|
| No.            | Account/Formula                | Accr | Amount    | Service Dates         | Paid On Bhf #  | On Behalf of Name           |      |
| 5504           | HARTER'S TRASH & RECYCLING INC |      |           |                       |                |                             |      |
|                | 14-390-000-0000-6374           |      | 5,034.63  | June 2020 Trash       | 0000404392     | Landfill Tipping Fees       | N    |
|                |                                |      |           | 06/01/2020 06/30/2020 |                |                             |      |
|                | 14-391-000-0000-6861           |      | 17,397.29 | June 2020 Recycling   | 0000404392     | Recycling Operation Expense | N    |
|                |                                |      |           | 06/01/2020 06/30/2020 |                |                             |      |
| 5504           | HARTER'S TRASH & RECYCLING INC |      | 22,431.92 | 2 Transactions        |                |                             |      |
| 14 Fund Total: |                                |      | 22,431.92 | Sanitation Fund       | 1 Vendors      | 2 Transactions              |      |
| Final Total:   |                                |      | 24,026.61 | 4 Vendors             | 7 Transactions |                             |      |

\*\*\* Fillmore County \*\*\*

Audit List for Board AUDITOR'S VOUCHERS ENTRIES



| Recap by Fund | <u>Fund</u> | <u>AMOUNT</u> | <u>Name</u>          |                    |
|---------------|-------------|---------------|----------------------|--------------------|
|               | 13          | 1,594.69      | County Road & Bridge |                    |
|               | 14          | 22,431.92     | Sanitation Fund      |                    |
|               | All Funds   | 24,026.61     | Total                | Approved by, ..... |
|               |             |               |                      | .....              |
|               |             |               |                      | .....              |

**2021****SURVEYOR**

| <b>Surveyor</b> | <b>Hourly/Salary</b> | <b>Gross Salaries</b> | <b>Life Insurance</b> | <b>PERA</b>        | <b>Social Security</b> | <b>Medicare</b>    | <b>Health Insurance</b> | <b>Total Cost</b>    | <b>FTE</b> |
|-----------------|----------------------|-----------------------|-----------------------|--------------------|------------------------|--------------------|-------------------------|----------------------|------------|
| J Brand         | \$ 39.59             | \$ 82,347.20          | \$ 9.60               | \$ 6,176.04        | \$ 5,105.53            | \$ 1,194.03        | \$ 27,017.00            | \$ 121,849.40        | 1          |
|                 |                      | <b>\$ 82,347.20</b>   | <b>\$ 9.60</b>        | <b>\$ 6,176.04</b> | <b>\$ 5,105.53</b>     | <b>\$ 1,194.03</b> | <b>\$ 27,017.00</b>     | <b>\$ 121,849.40</b> | <b>1</b>   |



Surveyor

| Account Number       | ACCOUNT DESCRIPTION                      | 2019 Budget | 2019 Actual | 2020 Budget | 2020 Actual (1-6) | 2021 Budget |
|----------------------|------------------------------------------|-------------|-------------|-------------|-------------------|-------------|
| 01-102-000-0000-6105 | Gross Salaries                           | 78,478.00   | 80,589.00   | 80,718.00   | 40,282.00         | 82,347.00   |
| 01-102-000-0000-6152 | Life Insurance                           | 10.00       | 11.00       | 10.00       | 5.00              | 10.00       |
| 01-102-000-0000-6162 | P.E.R.A. - Employer                      | 5,886.00    | 5,906.00    | 6,054.00    | 3,021.00          | 6,176.00    |
| 01-102-000-0000-6171 | Social Security-Employer                 | 4,866.00    | 4,613.00    | 5,004.00    | 2,211.00          | 5,106.00    |
| 01-102-000-0000-6172 | Medicare-Employer                        | 1,138.00    | 1,079.00    | 1,170.00    | 517.00            | 1,194.00    |
| 01-102-000-0000-6174 | Co.Health Contribution                   | 10,313.00   | 17,097.00   | 23,149.00   | 11,746.00         | 27,017.00   |
| 01-102-000-0000-6203 | Telephone                                | 626.00      | 689.00      | 646.00      | 351.00            | 702.00      |
| 01-102-000-0000-6206 | Employee Electronic Device Reimbursement | 180.00      | 180.00      | 180.00      | 90.00             | 180.00      |
| 01-102-000-0000-6242 | Membership Dues                          | 230.00      | 520.00      | 250.00      | 0.00              | 250.00      |
| 01-102-000-0000-6245 | Registration Fees                        | 550.00      | 475.00      | 550.00      | 480.00            | 550.00      |
| 01-102-000-0000-6305 | Machinery And Equipment Repairs          | 280.00      | 280.00      | 280.00      | 0.00              | 280.00      |
| 01-102-000-0000-6311 | Miscellaneous Repairs And Maintenance    | 230.00      | 227.00      | 230.00      | 147.00            | 230.00      |
| 01-102-000-0000-6337 | Other Travel Expense                     | 600.00      | 584.00      | 600.00      | 443.00            | 600.00      |
| 01-102-000-0000-6377 | Fees And Service Charges                 | 40.00       | 0.00        | 140.00      | 142.00            | 140.00      |
| 01-102-000-0000-6561 | Gasoline Diesel And Other Fuels          | 650.00      | 379.00      | 500.00      | 196.00            | 500.00      |
| 01-102-000-0000-6580 | Other Repair And Maintenance Supplies    | 230.00      | 230.00      | 230.00      | 0.00              | 230.00      |
|                      |                                          | 104,307.00  | 112,859.00  | 119,711.00  | 59,631.00         | 125,512.00  |

| 2021       |               | ASSESSOR             |                 |                     |                     |                    |                     |                      |          |
|------------|---------------|----------------------|-----------------|---------------------|---------------------|--------------------|---------------------|----------------------|----------|
| Assessor   | Hourly/Salary | Gross Salaries       | Life Insurance  | PERA                | Social Security     | Medicare           | Health Insurance    | Cost to County       | FTE      |
| B Hoff     | \$ 30.56      | \$ 63,564.80         | \$ 9.60         | \$ 4,767.36         | \$ 3,941.02         | \$ 921.69          | \$ 11,989.00        | \$ 85,193.47         |          |
|            |               | <b>\$ 63,564.80</b>  | <b>\$ 9.60</b>  | <b>\$ 4,767.36</b>  | <b>\$ 3,941.02</b>  | <b>\$ 921.69</b>   | <b>\$ 11,989.00</b> | <b>\$ 85,193.47</b>  | <b>1</b> |
| S Buenger  | \$ 25.07      | \$ 47,758.35         | \$ 9.60         | \$ 3,581.88         | \$ 2,961.02         | \$ 692.50          | \$ 11,989.00        | \$ 66,992.34         |          |
| 11/27/2021 | \$ 25.86      | \$ 4,525.50          |                 | \$ 339.41           | \$ 280.58           | \$ 65.62           |                     | \$ 5,211.11          |          |
|            |               | <b>\$ 52,283.85</b>  | <b>\$ 9.60</b>  | <b>\$ 3,921.29</b>  | <b>\$ 3,241.60</b>  | <b>\$ 758.12</b>   | <b>\$ 11,989.00</b> | <b>\$ 72,203.45</b>  | <b>1</b> |
| K Pierce   | \$ 22.26      | \$ 9,683.10          | \$ 9.60         | \$ 726.23           | \$ 600.35           | \$ 140.40          | \$ 17,152.00        | \$ 28,311.69         |          |
| 3/18/2021  | \$ 22.98      | \$ 37,802.10         |                 | \$ 2,835.16         | \$ 2,343.73         | \$ 548.13          |                     | \$ 43,529.12         |          |
|            |               | <b>\$ 47,485.20</b>  | <b>\$ 9.60</b>  | <b>\$ 3,561.39</b>  | <b>\$ 2,944.08</b>  | <b>\$ 688.54</b>   | <b>\$ 17,152.00</b> | <b>\$ 71,840.81</b>  | <b>1</b> |
| C Patten   | \$ 23.50      | \$ 12,220.00         | \$ 9.60         | \$ 916.50           | \$ 757.64           | \$ 177.19          | -                   | \$ 14,080.93         |          |
| 4/1/2021   | \$ 24.29      | \$ 37,892.40         |                 | \$ 2,841.93         | \$ 2,349.33         | \$ 549.44          | -                   | \$ 43,633.10         |          |
|            |               | <b>\$ 50,112.40</b>  | <b>\$ 9.60</b>  | <b>\$ 3,758.43</b>  | <b>\$ 3,106.97</b>  | <b>\$ 726.63</b>   | <b>\$ -</b>         | <b>\$ 57,714.03</b>  | <b>1</b> |
| J McCaslin | \$ 53.94      | \$ 112,195.20        | \$ 9.60         | \$ 8,414.64         | \$ 6,956.10         | \$ 1,626.83        | \$ 26,216.00        | \$ 155,418.37        |          |
|            |               | <b>\$ 112,195.20</b> | <b>\$ 9.60</b>  | <b>\$ 8,414.64</b>  | <b>\$ 6,956.10</b>  | <b>\$ 1,626.83</b> | <b>\$ 26,216.00</b> | <b>\$ 155,418.37</b> | <b>1</b> |
| S Kohn     | \$ 23.50      | \$ 12,220.00         | \$ 9.60         | \$ 916.50           | \$ 757.64           | \$ 177.19          | \$ 11,989.00        | \$ 26,069.93         |          |
| 4/1/2021   | \$ 24.29      | \$ 37,892.40         |                 | \$ 2,841.93         | \$ 2,349.33         | \$ 549.44          |                     | \$ 43,633.10         |          |
|            |               | <b>\$ 50,112.40</b>  | <b>\$ 9.60</b>  | <b>\$ 3,758.43</b>  | <b>\$ 3,106.97</b>  | <b>\$ 726.63</b>   | <b>\$ 11,989.00</b> | <b>\$ 69,703.03</b>  | <b>1</b> |
| R Alden    | \$ 25.07      | \$ 31,889.04         | \$ 9.60         | \$ 2,391.68         | \$ 1,977.12         | \$ 462.39          | \$ 11,989.00        | \$ 48,718.83         |          |
| 7/30/2021  | \$ 25.86      | \$ 20,894.88         |                 | \$ 1,567.12         | \$ 1,295.48         | \$ 302.98          |                     | \$ 24,060.45         |          |
|            |               | <b>\$ 52,783.92</b>  | <b>\$ 9.60</b>  | <b>\$ 3,958.79</b>  | <b>\$ 3,272.60</b>  | <b>\$ 765.37</b>   | <b>\$ 11,989.00</b> | <b>\$ 72,779.28</b>  | <b>1</b> |
|            |               | <b>\$ 428,537.77</b> | <b>\$ 67.20</b> | <b>\$ 32,140.33</b> | <b>\$ 26,569.34</b> | <b>\$ 6,213.80</b> | <b>\$ 91,324.00</b> | <b>\$ 584,852.44</b> | <b>7</b> |

Assessor

| Account Number       | ACCOUNT DESCRIPTION                      | 2019 Budget | 2019 Actual | 2020 Budget | 2020 Actual (1-6) | 2021 Budget |
|----------------------|------------------------------------------|-------------|-------------|-------------|-------------------|-------------|
| 01-103-000-0000-5501 | Fees And Charges                         | (81,000.00) | (85,332.00) | (81,000.00) | (45.00)           | (87,800.00) |
| 01-103-000-0000-6105 | Gross Salaries                           | 405,781.00  | 307,536.00  | 332,979.00  | 142,099.00        | 428,538.00  |
| 01-103-000-0000-6110 | Overtime Salaries                        | 0.00        | 1,629.00    | 0.00        | 0.00              | 0.00        |
| 01-103-000-0000-6152 | Life Insurance                           | 87.00       | 57.00       | 58.00       | 26.00             | 67.00       |
| 01-103-000-0000-6162 | P.E.R.A. - Employer                      | 30,434.00   | 22,541.00   | 24,974.00   | 10,657.00         | 32,140.00   |
| 01-103-000-0000-6171 | Social Security-Employer                 | 25,159.00   | 18,138.00   | 20,645.00   | 8,501.00          | 26,569.00   |
| 01-103-000-0000-6172 | Medicare-Employer                        | 5,884.00    | 4,242.00    | 4,828.00    | 1,988.00          | 6,214.00    |
| 01-103-000-0000-6174 | Co.Health Contribution                   | 102,932.00  | 64,801.00   | 67,332.00   | 28,471.00         | 91,324.00   |
| 01-103-000-0000-6205 | Postage And Postal Box Rent              | 72.00       | 76.00       | 80.00       | 76.00             | 80.00       |
| 01-103-000-0000-6206 | Employee Electronic Device Reimbursement | 540.00      | 555.00      | 480.00      | 195.00            | 0.00        |
| 01-103-000-0000-6241 | Advertising                              | 500.00      | 944.00      | 500.00      | 337.00            | 500.00      |
| 01-103-000-0000-6242 | Membership Dues                          | 895.00      | 1,080.00    | 1,000.00    | 0.00              | 1,060.00    |
| 01-103-000-0000-6244 | Continuing Education                     | 2,100.00    | 4,355.00    | 3,000.00    | 235.00            | 5,125.00    |
| 01-103-000-0000-6245 | Registration Fees                        | 660.00      | 75.00       | 660.00      | 75.00             | 1,040.00    |
| 01-103-000-0000-6273 | Professional Fees                        | 0.00        | 27,575.00   | 0.00        | 16,975.00         | 0.00        |
| 01-103-000-0000-6335 | Employee Automobile Allowance            | 3,000.00    | 1,727.00    | 2,000.00    | 1,258.00          | 3,800.00    |
| 01-103-000-0000-6337 | Other Travel Expense                     | 2,200.00    | 4,523.00    | 2,000.00    | 422.00            | 7,200.00    |
| 01-103-000-0000-6401 | Office Specific Supplies                 | 450.00      | 347.00      | 100.00      | 445.00            | 150.00      |
| 01-103-000-0000-6402 | Stationary And Forms                     | 140.00      | 338.00      | 140.00      | 0.00              | 140.00      |
| 01-103-000-0000-6561 | Gasoline Diesel And Other Fuels          | 600.00      | 667.00      | 600.00      | 122.00            | 740.00      |
| 01-103-000-0000-6637 | Software Expenses                        | 0.00        | 237.00      | 0.00        | 0.00              | 0.00        |
| 01-103-000-0000-6640 | Equipment Purchased                      | 0.00        | 238.00      | 0.00        | 0.00              | 0.00        |
|                      |                                          | 500,434.00  | 376,349.00  | 380,376.00  | 211,837.00        | 516,887.00  |

5501 - See corresponding spreadsheet tab

6205 - Postal box rent has increased on average nearly 3% per year since 2015

6206 - I will not be budgeting for Employee Electronic Device Reimbursement

6241 - Much of the expense incurred in past years has been advertising job postings. My office is only required to publish the Homestead Notice in November.

6242 - See corresponding spreadsheet tab

6244 - 2 new appraisers require 4 classes each to fulfill CMA license requirements. 1 appraisers requires 2 classes for AMA license requirements

6245 - See corresponding spreadsheet tab

6273 - I do not anticipate this to be necessary into the future

6335 - See corresponding spreadsheet tab. Estimated nearly 13,500 miles will be utilized to fulfill obligations in 2021. Split the mileage between 6335 & 6561

6337 - See corresponding spreadsheet tab. Identified instances requiring the staff to maintain travel status and budgeted accordingly.

6401 - This has been used for various purchases such as toner and other office supplies. I am unable to itemize anticipated expenditures.

6402 - This has been used for envelopes and business cards. Budgeted to restock envelopes in 2021 and 2 boxes of business cards

6561 - See corresponding spreadsheet tab. Estimated nearly 13,500 miles will be utilized to fulfill obligations in 2021. Split the mileage between 6335 & 6561

6637 - I'm not aware of any office specific software expenses anticipated in 2021 at this time.

6640 - I'm not aware of any office specific equipment that will be necessary to purchase in 2021.

\$/Parcel:

\$4.47

|                          | Parcel<br>Count | Total<br>Billed |
|--------------------------|-----------------|-----------------|
| AMHERST TOWNSHIP         | 451             | \$2,016         |
| ARENDAHL TOWNSHIP        | 463             | \$2,070         |
| BEAVER TOWNSHIP          | 349             | \$1,560         |
| BLOOMFIELD TOWNSHIP      | 430             | \$1,922         |
| BRISTOL TOWNSHIP         | 543             | \$2,427         |
| CANTON TOWNSHIP          | 552             | \$2,467         |
| CARIMONA TOWNSHIP        | 517             | \$2,311         |
| CARROLTON TOWNSHIP       | 550             | \$2,459         |
| CHATFIELD TOWNSHIP       | 583             | \$2,606         |
| FILLMORE TOWNSHIP        | 613             | \$2,740         |
| FORESTVILLE TOWNSHIP     | 503             | \$2,248         |
| FOUNTAIN TOWNSHIP        | 466             | \$2,083         |
| HARMONY TOWNSHIP         | 431             | \$1,927         |
| HOLT TOWNSHIP            | 469             | \$2,096         |
| JORDAN TOWNSHIP          | 474             | \$2,119         |
| NEWBURG TOWNSHIP         | 538             | \$2,405         |
| NORWAY TOWNSHIP          | 457             | \$2,043         |
| PILOT MOUND TOWNSHIP     | 513             | \$2,293         |
| PREBLE TOWNSHIP          | 527             | \$2,356         |
| PRESTON TOWNSHIP         | 458             | \$2,047         |
| SPRING VALLEY TOWNSHIP   | 638             | \$2,852         |
| SUMNER TOWNSHIP          | 479             | \$2,141         |
| YORK TOWNSHIP            | 431             | \$1,927         |
| <b>Total Twp</b>         | <b>11,435</b>   | <b>\$51,114</b> |
| CITY OF CANTON           | 266             | \$1,189         |
| CITY OF CHATFIELD        | 834             | \$3,728         |
| CITY OF FOUNTAIN         | 272             | \$1,216         |
| CITY OF HARMONY          | 779             | \$3,482         |
| CITY OF LANESBORO        | 585             | \$2,615         |
| CITY OF MABEL            | 474             | \$2,119         |
| CITY OF OSTRANDER        | 169             | \$755           |
| CITY OF PETERSON         | 194             | \$867           |
| CITY OF PRESTON          | 960             | \$4,291         |
| CITY OF RUSHFORD         | 1023            | \$4,573         |
| CITY OF RUSHFORD VILLAGE | 747             | \$3,339         |
| CITY OF SPRING VALLEY    | 1488            | \$6,651         |
| CITY OF WHALAN           | 108             | \$483           |
| CITY OF WYKOFF           | 319             | \$1,426         |
| <b>Total Cities</b>      | <b>8,218</b>    | <b>\$36,734</b> |
| <b>County Total:</b>     |                 | <b>\$87,849</b> |

| Staff<br>Member | License<br>Renewal | MAAO<br>Membership | MAAP<br>Membership |
|-----------------|--------------------|--------------------|--------------------|
| Jason           | \$ 155             | \$ 105             |                    |
| Sheila          |                    |                    | \$ 10              |
| Brian           | \$ 90              | \$ 105             |                    |
| Kayla           |                    |                    | \$ 10              |
| Roxane          | \$ 90              | \$ 105             |                    |
| Sarah           | \$ 90              | \$ 105             |                    |
| Casey           | \$ 90              | \$ 105             |                    |

|              |          |
|--------------|----------|
| <b>Total</b> |          |
| Expense:     | \$ 1,060 |

\*\*Service Fee is a charge for using a credit card to renew licenses, approximately \$4 per transaction

| Appraiser | Class                          | Cost |
|-----------|--------------------------------|------|
| Jason     | CEH                            | 300  |
| Brian     | CEH                            | 300  |
| Roxane    | Assessment Administration      | 400  |
|           | IAAO 102 - Income Approach     | 625  |
| Sarah     | Assessment Laws and Procedures | 400  |
|           | Basic Appraisal Principles     | 475  |
|           | Basic Appraisal Procedures     | 475  |
|           | Mass Appraisal                 | 400  |
| Casey     | Assessment Laws and Procedures | 400  |
|           | Basic Appraisal Principles     | 475  |
|           | Basic Appraisal Procedures     | 475  |
|           | Mass Appraisal                 | 400  |

**Total:**                    \$                    **5,125**

| <b>Event</b>                                                                                          | <b>Cost</b>     | <b># of Registrations</b> | <b>Cost</b> |
|-------------------------------------------------------------------------------------------------------|-----------------|---------------------------|-------------|
| MAAO Summer Seminars                                                                                  | \$ 175          | 2                         | \$ 350      |
| MAAO Fall Conference                                                                                  | \$ 250          | 1                         | \$ 250      |
| MAAO Region 1                                                                                         | \$ 20           | 12                        | \$ 240      |
| **MAAO Region 1 meetings are held monthly, 12 registrations is 1 person in attendance at each meeting |                 |                           |             |
| MAAP Summer Conference                                                                                | 50              | 2                         | \$ 100      |
| MAAP Winter Conference                                                                                | 50              | 2                         | \$ 100      |
| <b>Total:</b>                                                                                         | <b>\$ 1,040</b> |                           |             |

| Staff    | Description                    | Duration of Travel<br>Status (Nights) | Daily Food<br>Allowance \$30<br>per day |
|----------|--------------------------------|---------------------------------------|-----------------------------------------|
| Jason    | CEH                            | 1                                     | \$ 60.00                                |
| Brian    | CEH                            | 1                                     | \$ 60.00                                |
| Roxane   | Assessment Administration      | 4                                     | \$ 150.00                               |
|          | IAAO 102 - Income Approach     | 4                                     | \$ 150.00                               |
| Sarah    | Assessment Laws and Procedures | 4                                     | \$ 150.00                               |
|          | Basic Appraisal Principles     | 4                                     | \$ 150.00                               |
|          | Basic Appraisal Procedures     | 4                                     | \$ 150.00                               |
|          | Mass Appraisal                 | 4                                     | \$ 150.00                               |
| Casey    | Assessment Laws and Procedures | 4                                     | \$ 150.00                               |
|          | Basic Appraisal Principles     | 4                                     | \$ 150.00                               |
|          | Basic Appraisal Procedures     | 4                                     | \$ 150.00                               |
|          | Mass Appraisal                 | 4                                     | \$ 150.00                               |
| Sheila   | MAAP Summer Workshop           | 1                                     | \$ 60.00                                |
|          | MAAP Winter Workshop           | 1                                     | \$ 60.00                                |
| Kayla    | MAAP Summer Workshop           | 1                                     | \$ 60.00                                |
|          | MAAP Winter Workshop           | 1                                     | \$ 60.00                                |
| Jason    | MAAO Fall Conference           | 3                                     | \$ 120.00                               |
| Staff #1 | MAAO Summer Seminars           | 1                                     | \$ 60.00                                |
| Staff #2 | MAAO Summer Seminars           | 1                                     | \$ 60.00                                |

|               |           |                 |
|---------------|-----------|-----------------|
| <b>Total:</b> | <b>\$</b> | <b>7,200.00</b> |
|---------------|-----------|-----------------|



**Hotel Expense**  
**\$100 per night**

|    |        |
|----|--------|
| \$ | 100.00 |
| \$ | 100.00 |
| \$ | 400.00 |
| \$ | 400.00 |
| \$ | 400.00 |
| \$ | 400.00 |
| \$ | 400.00 |
| \$ | 400.00 |
| \$ | 400.00 |
| \$ | 400.00 |
| \$ | 400.00 |
| \$ | 400.00 |
| \$ | 400.00 |
| \$ | 100.00 |
| \$ | 100.00 |
| \$ | 100.00 |
| \$ | 100.00 |
| \$ | 300.00 |
| \$ | 100.00 |
| \$ | 100.00 |

| Staff    | Description                    | Location                     | Round Trip Miles |
|----------|--------------------------------|------------------------------|------------------|
| Roxane   | Assessment Administration      | Waite Park, MN               | 384              |
|          | IAAO 102 - Income Approach     | Lake Elmo, MN                | 244              |
| Sarah    | Assessment Laws and Procedures | St. Paul, MN                 | 230              |
|          | Basic Appraisal Principles     | Chanhassen, MN               | 258              |
|          | Basic Appraisal Procedures     | Chanhassen, MN               | 258              |
|          | Mass Appraisal                 | Lake Elmo, MN                | 244              |
| Casey    | Assessment Laws and Procedures | St. Paul, MN                 | 230              |
|          | Basic Appraisal Principles     | Chanhassen, MN               | 258              |
|          | Basic Appraisal Procedures     | Chanhassen, MN               | 258              |
|          | Mass Appraisal                 | Lake Elmo, MN                | 244              |
| Jason    | MAAO Fall Conference           | Duluth                       | 524              |
| Staff #1 | MAAO Summer Seminars           | St. Cloud                    | 374              |
| Staff #2 | MAAO Summer Seminars           | St. Cloud                    | 374              |
| Staff    | MAAO Region 1 Meetings         | Various (see itemized below) | 1392             |
| Staff    | MAAP Summer Conference         | St. Cloud                    | 374              |
| Staff    | MAAP Winter Conference         | St. Cloud                    | 374              |

| Total Miles         |        | 50% to 6361 | Gallons | Cost      | 50% to 6335 | Miles x rate |
|---------------------|--------|-------------|---------|-----------|-------------|--------------|
| 2021                | 13,456 | 6728        | 336.4   | \$ 740.08 | 6728        | \$ 3,768     |
| 2022                | 13,810 | 6905        | 345.25  | \$ 759.55 | 6905        | \$ 3,867     |
| 2023                | 11,942 | 5971        | 298.55  | \$ 656.81 | 5971        | \$ 3,344     |
| 2024                | 11,074 | 5537        | 276.85  | \$ 609.07 | 5537        | \$ 3,101     |
| 2025                | 12,400 | 6200        | 310     | \$ 682.00 | 6200        | \$ 3,472     |
| Mileage Rate:       |        |             |         | \$ 0.56   |             |              |
| Fuel Cost / Gallon: |        |             |         | \$ 2.20   |             |              |
| Avg MPG             |        |             |         | 20        |             |              |

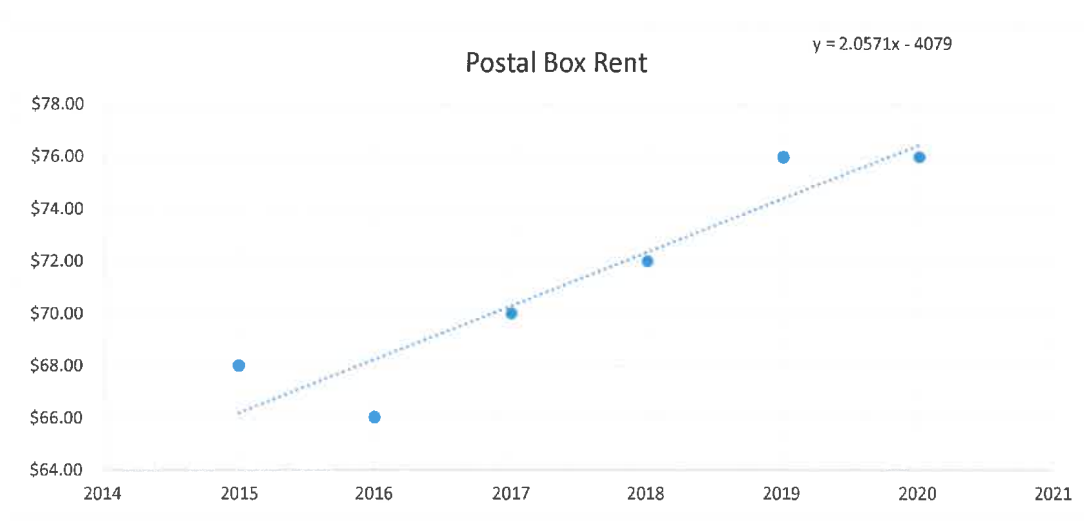
| Real & Personal Property, Excluding C/I |                       |                                 |                 |                  |                             |                                |      |      |      |      |      |             | Real & Personal Property Including C/I |                                |      |      |      |      |      |
|-----------------------------------------|-----------------------|---------------------------------|-----------------|------------------|-----------------------------|--------------------------------|------|------|------|------|------|-------------|----------------------------------------|--------------------------------|------|------|------|------|------|
| Number                                  | Jurisdiction          | Total Number of Taxable Parcels | Assessment Year | Days to Complete | Miles to Center of Township | Miles to Complete Jurisdiction | 2021 | 2022 | 2023 | 2024 | 2025 | C/I Parcels | Days to Complete                       | Miles to Complete Jurisdiction | 2021 | 2022 | 2023 | 2024 | 2025 |
| 01                                      | Newburg               | 525                             | 2025            | 29               | 21                          | 1218                           |      |      |      |      | 1218 | 20          | 1                                      | 42                             |      |      |      |      | 1260 |
| 02                                      | City of Mabel         | 421                             | 2025            | 24               | 24                          | 1152                           |      |      |      |      | 1152 | 65          | 4                                      | 192                            |      |      |      |      | 1344 |
| 03                                      | Preble                | 461                             | 2023            | 26               | 17                          | 884                            |      |      | 884  |      |      | 3           | 1                                      | 34                             |      |      | 918  |      |      |
| 04                                      | Norway                | 443                             | 2021            | 25               | 18                          | 900                            | 900  |      |      |      |      | 7           | 1                                      | 36                             | 936  |      |      |      |      |
| 05                                      | Rushford Village      | 680                             | 2022            | 36               | 24                          | 1728                           |      | 1728 |      |      |      | 40          | 2                                      | 96                             |      | 1824 |      |      |      |
| 06                                      | City of Rushford      | 884                             | 2025            | 47               | 26                          | 2444                           |      |      |      |      | 2444 | 109         | 6                                      | 312                            |      |      |      |      | 2756 |
| 07                                      | City of Peterson      | 174                             | 2021            | 11               | 22                          | 484                            | 484  |      |      |      |      | 22          | 2                                      | 88                             | 572  |      |      |      |      |
| 08                                      | Canton                | 534                             | 2024            | 29               | 16                          | 928                            |      |      |      | 928  |      | 43          | 3                                      | 96                             |      |      |      | 1024 |      |
| 09                                      | City of Canton        | 243                             | 2024            | 15               | 16                          | 480                            |      |      |      | 480  |      | 30          | 2                                      | 64                             |      |      |      | 544  |      |
| 10                                      | Amherst               | 434                             | 2023            | 24               | 10                          | 480                            |      |      | 480  |      |      | 6           | 1                                      | 20                             |      |      | 500  |      |      |
| 11                                      | Holt                  | 427                             | 2021            | 24               | 13                          | 624                            |      |      |      |      |      | 7           | 1                                      | 26                             | 650  |      |      |      |      |
| 12                                      | City of Whalen        | 94                              | 2023            | 7                | 13                          | 182                            | 182  |      |      |      |      | 8           | 1                                      | 26                             | 208  |      |      |      |      |
| 13                                      | Arendahl              | 434                             | 2022            | 24               | 17                          | 816                            |      | 816  |      |      |      | 4           | 1                                      | 34                             |      | 850  |      |      |      |
| 14                                      | Harmony               | 405                             | 2022            | 23               | 12                          | 552                            |      | 552  |      |      |      | 12          | 1                                      | 24                             |      | 576  |      |      |      |
| 15                                      | City of Harmony       | 717                             | 2022            | 38               | 13                          | 988                            |      | 988  |      |      |      | 143         | 8                                      | 208                            |      | 1196 |      |      |      |
| 16                                      | Preston               | 432                             | 2021            | 24               | 5                           | 240                            | 240  |      |      |      |      | 18          | 1                                      | 10                             | 250  |      |      |      |      |
| 17                                      | City of Preston       | 835                             | 2021            | 44               | 1                           | 88                             | 88   |      |      |      |      | 127         | 7                                      | 14                             | 102  |      |      |      |      |
| 18                                      | Carrolton             | 501                             | 2024            | 28               | 7                           | 392                            |      |      |      | 392  |      | 14          | 1                                      | 14                             |      |      |      | 406  |      |
| 19                                      | City of Lanesboro     | 535                             | 2024            | 29               | 8                           | 464                            |      |      |      | 464  |      | 99          | 5                                      | 80                             |      |      |      | 544  |      |
| 20                                      | Pilot Mound           | 483                             | 2021            | 27               | 16                          | 864                            | 864  |      |      |      |      | 7           | 1                                      | 32                             | 896  |      |      |      |      |
| 21                                      | Bristol               | 529                             | 2023            | 29               | 14                          | 812                            |      |      | 812  |      |      | 17          | 1                                      | 28                             |      |      | 840  |      |      |
| 22                                      | Carimona              | 496                             | 2024            | 27               | 5                           | 270                            |      |      |      | 270  |      | 6           | 1                                      | 10                             |      |      |      | 280  |      |
| 23                                      | Fountain              | 410                             | 2025            | 23               | 6                           | 276                            |      |      |      |      | 276  | 19          | 1                                      | 12                             |      |      |      |      | 288  |
| 24                                      | City of Fountain      | 249                             | 2025            | 15               | 6                           | 180                            |      |      |      |      | 180  | 38          | 2                                      | 24                             |      |      |      |      | 204  |
| 25                                      | Chatfield             | 562                             | 2022            | 31               | 11                          | 682                            |      | 682  |      |      |      | 14          | 1                                      | 22                             |      | 704  |      |      |      |
| 26                                      | City of Chatfield     | 770                             | 2022            | 41               | 15                          | 1230                           |      | 1230 |      |      |      | 98          | 5                                      | 150                            |      | 1380 |      |      |      |
| 27                                      | York                  | 415                             | 2023            | 23               | 13                          | 598                            |      |      | 598  |      |      | 3           | 1                                      | 26                             |      |      | 624  |      |      |
| 28                                      | Forestville           | 474                             | 2023            | 26               | 12                          | 624                            |      |      | 624  |      |      | 6           | 1                                      | 24                             |      |      | 648  |      |      |
| 29                                      | Fillmore              | 610                             | 2024            | 33               | 12                          | 792                            |      |      |      | 792  |      | 10          | 1                                      | 24                             |      |      |      | 816  |      |
| 30                                      | City of Wykoff        | 316                             | 2025            | 18               | 12                          | 432                            |      |      |      |      | 432  | 64          | 4                                      | 96                             |      |      |      |      | 528  |
| 31                                      | Jordan                | 465                             | 2021            | 26               | 16                          | 832                            | 832  |      |      |      |      | 1           | 1                                      | 32                             | 864  |      |      |      |      |
| 32                                      | Beaver                | 522                             | 2023            | 19               | 22                          | 896                            |      |      | 836  |      |      | 12          | 1                                      | 44                             |      |      | 880  |      |      |
| 33                                      | Bloomfield            | 404                             | 2024            | 23               | 19                          | 874                            |      |      |      | 874  |      | 5           | 1                                      | 38                             |      |      |      | 912  |      |
| 34                                      | City of Ostrander     | 154                             | 2024            | 10               | 22                          | 440                            |      |      |      | 440  |      | 22          | 2                                      | 88                             |      |      |      | 528  |      |
| 35                                      | Spring Valley         | 624                             | 2022            | 34               | 18                          | 1224                           |      | 1224 |      |      |      | 17          | 1                                      | 36                             |      | 1260 |      |      |      |
| 36                                      | City of Spring Valley | 1480                            | 2021            | 76               | 17                          | 2584                           | 2584 |      |      |      |      | 206         | 11                                     | 374                            | 2958 |      |      |      |      |
| 37                                      | Sumner                | 471                             | 2023            | 26               | 28                          | 1456                           |      |      | 1456 |      |      | 2           | 1                                      | 56                             |      |      | 1512 |      | 6380 |
|                                         |                       |                                 |                 |                  |                             |                                | 6788 | 7220 | 5690 | 4640 | 5702 | 1324        |                                        |                                | 7436 | 7790 | 5922 | 5054 | 6380 |

\*\* Days to complete Jurisdiction has 2 extra days added, one for New Construction and the other for Appeal Inspections/Local Board of Appeal meeting  
 \*\* Days to complete Jurisdiction was calculated averaging 20 Inspections per day

#### MAAO Region 1 Meeting Locations (County Seat)

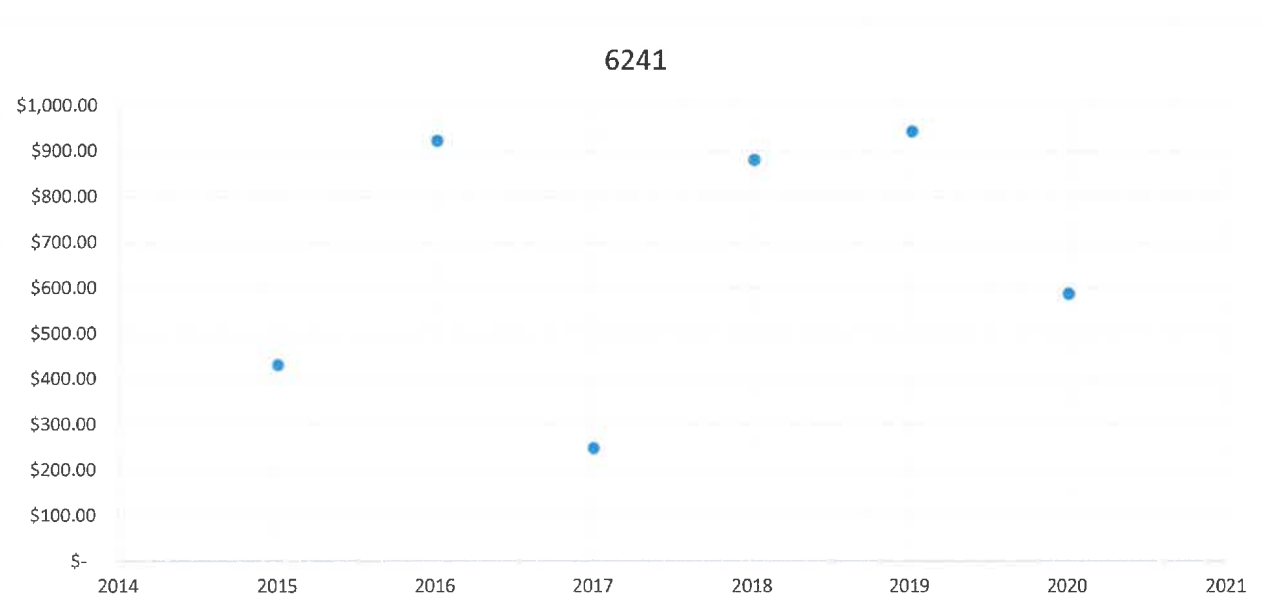
| County      | County Seat | Miles |
|-------------|-------------|-------|
| Fillmore    | Preston     | 0     |
| Houston     | Caledonia   | 84    |
| Mower       | Austin      | 96    |
| Freeborn    | Albert Lea  | 138   |
| Winona      | Winona      | 92    |
| Steele      | Owatonna    | 154   |
| Dodge       | Mantorville | 108   |
| Olmsted     | Rochester   | 74    |
| Rice        | Faribault   | 180   |
| Goodhue     | Red Wing    | 164   |
| Wabasha     | Wabasha     | 120   |
| Waseca      | Waseca      | 182   |
| Total Miles |             | 1392  |

| Year | Amount   |                                 |         |       |
|------|----------|---------------------------------|---------|-------|
| 2015 | \$ 68.00 | -2.94%                          | Avg:    | 2.31% |
| 2016 | \$ 66.00 | 6.06%                           | Median: | 2.86% |
| 2017 | \$ 70.00 | 2.86%                           |         |       |
| 2018 | \$ 72.00 | 5.56%                           |         |       |
| 2019 | \$ 76.00 | 0.00%                           |         |       |
| 2020 | \$ 76.00 | 3.16% Based from trend estimate |         |       |
| 2021 | \$ 78.40 | Estimate from Trend             |         |       |



| Year | Amount    |
|------|-----------|
| 2015 | \$ 431.32 |
| 2016 | \$ 923.35 |
| 2017 | \$ 247.80 |
| 2018 | \$ 880.83 |
| 2019 | \$ 943.77 |
| 2020 | \$ 587.05 |

|      |           |                      |
|------|-----------|----------------------|
| 2021 | \$ 669.02 | Average from history |
|------|-----------|----------------------|



2021

## SANITATION

| Solid Waste    | Hourly/Salary | Gross Salaries | Life Insurance | PERA         | Social Security | Medicare    | Health Insurance | Total Cost    | FTE  |
|----------------|---------------|----------------|----------------|--------------|-----------------|-------------|------------------|---------------|------|
| N Meldahl      | \$ 22.07      | \$ 42,153.70   | \$ 9.60        | \$ 3,161.53  | \$ 2,613.53     | \$ 611.23   | \$ 11,989.00     | \$ 60,538.59  | 1    |
| 12/2/2021      | \$ 22.76      | \$ 3,869.20    |                | \$ 290.19    | \$ 239.89       | \$ 56.10    |                  | \$ 4,455.38   |      |
| A Hatzenbihler | \$ 32.48      | \$ 31,668.00   | \$ 9.60        | \$ 2,375.10  | \$ 1,963.42     | \$ 459.19   | \$ -             | \$ 36,475.30  | 0.75 |
| 8/11/2021      | \$ 33.49      | \$ 19,591.65   |                | \$ 1,469.37  | \$ 1,214.68     | \$ 284.08   |                  | \$ 22,559.78  |      |
| R Brevig       | \$ 22.76      | \$ 39,488.60   | \$ 9.60        | \$ 2,961.65  | \$ 2,448.29     | \$ 572.58   | \$ 26,216.00     | \$ 71,696.72  |      |
| 10/26/2021     | \$ 23.44      | \$ 8,086.80    |                | \$ 606.51    | \$ 501.38       | \$ 117.26   |                  | \$ 9,311.95   | 1    |
|                |               | \$ 144,857.95  | \$ 28.80       | \$ 10,864.35 | \$ 8,981.19     | \$ 2,100.44 | \$ 38,205.00     | \$ 205,037.73 | 2.75 |

|                |          |             |  |  |           |           |  |             |  |
|----------------|----------|-------------|--|--|-----------|-----------|--|-------------|--|
| Temp/Part-time | \$ 13.25 | \$ 7,950.00 |  |  | \$ 492.90 | \$ 115.28 |  | \$ 8,558.18 |  |
|----------------|----------|-------------|--|--|-----------|-----------|--|-------------|--|

## SCORE

|                |          |              |      |             |             |           |      |              |      |
|----------------|----------|--------------|------|-------------|-------------|-----------|------|--------------|------|
| A Hatzenbihler | \$ 32.48 | \$ 10,556.00 | \$ - | \$ 791.70   | \$ 654.47   | \$ 153.06 | \$ - | \$ 12,155.23 | 0.25 |
| 8/11/2021      | \$ 33.49 | \$ 6,530.55  |      | \$ 489.79   | \$ 404.89   | \$ 94.69  |      | \$ 7,519.93  |      |
|                |          | \$ 17,086.55 | \$ - | \$ 1,281.49 | \$ 1,059.37 | \$ 247.75 | \$ - | \$ 19,675.16 | 0.25 |

|       |  |               |          |              |              |             |              |               |   |
|-------|--|---------------|----------|--------------|--------------|-------------|--------------|---------------|---|
| Total |  | \$ 169,894.50 | \$ 28.80 | \$ 12,145.84 | \$ 10,533.46 | \$ 2,463.47 | \$ 38,205.00 | \$ 233,271.07 | 3 |
|-------|--|---------------|----------|--------------|--------------|-------------|--------------|---------------|---|

**Sanitation**

| Account Number       | Account Description                      | 2019 Budget  | 2019 Actual  | 2020 Budget  | 2020 Actual (1-6) | 2021 Budget  |
|----------------------|------------------------------------------|--------------|--------------|--------------|-------------------|--------------|
| 14-390-000-0000-5001 | Current Taxes                            | (251,014.00) | (234,786.00) | (280,597.00) | 0.00              | (300,135.00) |
| 14-390-000-0000-5004 | Delinquent Taxes                         | 0.00         | (2,797.00)   | 0.00         | 0.00              | 0.00         |
| 14-390-000-0000-5007 | Mobile Home Tax - Current                | 0.00         | (44.00)      | 0.00         | 0.00              | 0.00         |
| 14-390-000-0000-5008 | Mobile Home Tax - Prior & Delinquent     | 0.00         | (7.00)       | 0.00         | 0.00              | 0.00         |
| 14-390-000-0000-5379 | Mn - Other State Grants                  | 0.00         | (9,436.00)   | 0.00         | 0.00              | (18,000.00)  |
| 14-390-000-0000-5385 | MN - Winneshiek City Waste Agency Grant  | (2,900.00)   | 0.00         | (2,900.00)   | 0.00              | 0.00         |
| 14-390-000-0000-5551 | Tipping Fees                             | (295,000.00) | (217,559.00) | (265,000.00) | (63,306.00)       | (150,000.00) |
| 14-390-000-0000-5554 | Commercial Sw Mgmt Taxable 17%           | (90,000.00)  | (86,912.00)  | (90,000.00)  | (45,820.00)       | (100,000.00) |
| 14-390-000-0000-5832 | Misc Revenue                             | (1,000.00)   | (9,105.00)   | (1,000.00)   | (955.00)          | (1,000.00)   |
| 14-390-000-0000-5932 | Sale Of Materials                        | (1,000.00)   | (2,151.00)   | (1,000.00)   | (534.00)          | (2,000.00)   |
| 14-390-000-0000-6105 | Gross Salaries                           | 146,678.00   | 152,069.00   | 161,932.00   | 76,191.00         | 169,895.00   |
| 14-390-000-0000-6110 | Overtime Salaries                        | 0.00         | 1,088.00     | 0.00         | 260.00            | 1,250.00     |
| 14-390-000-0000-6152 | Life Insurance                           | 29.00        | 32.00        | 32.00        | 14.00             | 29.00        |
| 14-390-000-0000-6162 | P.E.R.A. - Employer                      | 10,417.00    | 10,945.00    | 11,541.00    | 5,734.00          | 12,146.00    |
| 14-390-000-0000-6171 | Social Security-Employer                 | 9,094.00     | 8,374.00     | 10,040.00    | 4,227.00          | 10,534.00    |
| 14-390-000-0000-6172 | Medicare-Employer                        | 2,127.00     | 1,958.00     | 2,348.00     | 988.00            | 2,464.00     |
| 14-390-000-0000-6174 | Co.Health Contribution                   | 32,041.00    | 32,040.00    | 33,642.00    | 16,959.00         | 38,205.00    |
| 14-390-000-0000-6203 | Telephone                                | 2,400.00     | 1,699.00     | 2,400.00     | 857.00            | 1,800.00     |
| 14-390-000-0000-6206 | Employee Electronic Device Reimbursement | 480.00       | 480.00       | 480.00       | 240.00            | 480.00       |
| 14-390-000-0000-6241 | Advertising                              | 3,000.00     | 2,446.00     | 3,000.00     | 49.00             | 3,000.00     |
| 14-390-000-0000-6242 | Membership Dues                          | 250.00       | 300.00       | 250.00       | 0.00              | 200.00       |
| 14-390-000-0000-6245 | Registration Fees                        | 500.00       | 704.00       | 500.00       | 100.00            | 500.00       |
| 14-390-000-0000-6251 | Electricity                              | 7,000.00     | 6,490.00     | 7,000.00     | 2,658.00          | 7,000.00     |
| 14-390-000-0000-6311 | Miscellaneous Repairs And Maintenance    | 10,000.00    | 10,239.00    | 15,000.00    | 2,157.00          | 10,000.00    |
| 14-390-000-0000-6316 | Grounds Maintenance                      | 150.00       | 0.00         | 0.00         | 0.00              | 0.00         |
| 14-390-000-0000-6335 | Employee Automobile Allowance            | 400.00       | 387.00       | 400.00       | 137.00            | 400.00       |
| 14-390-000-0000-6337 | Other Travel Expense                     | 400.00       | 0.00         | 400.00       | 27.00             | 200.00       |
| 14-390-000-0000-6354 | Property Casualty Insurance              | 3,182.00     | 0.00         | 0.00         | 0.00              | 0.00         |
| 14-390-000-0000-6355 | Workmens Comp Insurance                  | 1,234.00     | 0.00         | 0.00         | 0.00              | 0.00         |
| 14-390-000-0000-6374 | Landfill Tipping Fees                    | 330,000.00   | 279,073.00   | 310,000.00   | 64,164.00         | 161,000.00   |
| 14-390-000-0000-6377 | Fees And Service Charges                 | 1,500.00     | 3,093.00     | 1,500.00     | 401.00            | 1,500.00     |
| 14-390-000-0000-6402 | Stationary And Forms                     | 500.00       | 1,171.00     | 500.00       | 10.00             | 1,000.00     |
| 14-390-000-0000-6416 | Misc Supplies                            | 1,000.00     | 489.00       | 1,000.00     | 22.00             | 1,000.00     |
| 14-390-000-0000-6456 | Recycling Materials                      | 2,500.00     | 0.00         | 2,500.00     | 0.00              | 2,500.00     |
| 14-390-000-0000-6466 | Safety Materials                         | 800.00       | 576.00       | 800.00       | 292.00            | 800.00       |
| 14-390-000-0000-6561 | Gasoline Diesel And Other Fuels          | 2,000.00     | 2,072.00     | 2,000.00     | 657.00            | 2,000.00     |
| 14-390-000-0000-6565 | Motor Oil And Lubricants                 | 300.00       | 0.00         | 300.00       | 0.00              | 300.00       |
| 14-390-000-0000-6862 | Management Of Problem Wastes             | 10,000.00    | 29,135.00    | 10,000.00    | 2,269.00          | 10,000.00    |
|                      |                                          | (62,932.00)  | (17,937.00)  | (62,932.00)  | 67,798.00         | (132,932.00) |

**Score**

|                      |                       |             |             |             |             |             |
|----------------------|-----------------------|-------------|-------------|-------------|-------------|-------------|
| 14-391-000-0000-5376 | Mn - S.C.O.R.E. Grant | (69,654.00) | (68,710.00) | (69,654.00) | (34,846.00) | (69,654.00) |
| 14-391-000-0000-5830 | County Match          | (17,414.00) | 0.00        | (17,414.00) | 0.00        | (17,414.00) |

|                      |                             |            |            |            |           |            |
|----------------------|-----------------------------|------------|------------|------------|-----------|------------|
| 14-391-000-0000-6861 | Recycling Operation Expense | 150,000.00 | 205,135.00 | 150,000.00 | 91,719.00 | 220,000.00 |
|                      |                             | 62,932.00  | 136,425.00 | 62,932.00  | 56,873.00 | 132,932.00 |
|                      |                             |            |            |            |           | 0.00       |

2021

RECORDER

| Recorder   | Hourly/Salary | Gross Salaries | Life Insurance | PERA         | Social Security | Medicare    | Health Insurance | Total Cost    | FTE |
|------------|---------------|----------------|----------------|--------------|-----------------|-------------|------------------|---------------|-----|
| D Kiehne   |               | \$ 75,960.00   | \$ 9.60        | \$ 5,697.00  | \$ 4,709.52     | \$ 1,101.42 | \$ -             | \$ 87,477.54  | 1   |
| S Phillips | \$ 30.56      | \$ 63,564.80   | \$ 9.60        | \$ 4,767.36  | \$ 3,941.02     | \$ 921.69   | \$ 11,989.00     | \$ 85,193.47  | 1   |
|            |               | \$ 139,524.80  | \$ 19.20       | \$ 10,464.36 | \$ 8,650.54     | \$ 2,023.11 | \$ 11,989.00     | \$ 172,671.01 | 2   |

3.0%

|            |          |               |          |              |             |             |              |               |   |
|------------|----------|---------------|----------|--------------|-------------|-------------|--------------|---------------|---|
| S Solberg  | \$ 20.40 | \$ 21,216.00  |          | \$ 1,591.20  | \$ 1,315.39 | \$ 307.63   |              | \$ 24,430.22  | 1 |
| New Totals |          | \$ 160,740.80 | \$ 19.20 | \$ 12,055.56 | \$ 9,965.93 | \$ 2,330.74 | \$ 11,989.00 | \$ 197,101.23 | 3 |

3%

| 2020         | 2021         |
|--------------|--------------|
| \$ 73,748.00 | \$ 75,960.00 |



**County Recorder Equipment**

| Account Number       | ACCOUNT DESCRIPTION              | 2019 Budget | 2019 Actual | 2020 Budget | 2020 Actual (1-6) | 2021 Budget |
|----------------------|----------------------------------|-------------|-------------|-------------|-------------------|-------------|
| 01-100-000-0000-5501 | Recorder Tech Fee                | (46,000.00) | (45,040.00) | (46,000.00) | (19,700.00)       | (46,000.00) |
| 01-100-000-0000-6310 | Contract Repairs And Maintenance | 2,000.00    | 623.00      | 3,000.00    | 314.00            | 3,000.00    |
| 01-100-000-0000-6637 | Software Expenses                | 26,500.00   | 14,193.00   | 26,500.00   | 8,105.00          | 26,500.00   |
| 01-100-000-0000-6639 | Asset Inventory                  | 2,000.00    | 0.00        | 2,000.00    | 0.00              | 2,000.00    |
| 01-100-000-0000-6640 | Equipment Purchased              | 15,500.00   | 0.00        | 14,500.00   | 0.00              | 14,500.00   |
|                      |                                  | 0.00        | (30,224.00) | 0.00        | (11,281.00)       | 0.00        |

**Recorder**

| Account Number       | ACCOUNT DESCRIPTION           | 2019 Budget | 2019 Actual | 2020 Budget | 2020 Actual (1-6) | 2021 Budget |
|----------------------|-------------------------------|-------------|-------------|-------------|-------------------|-------------|
| 01-101-000-0000-5501 | County Recording Fees         | (62,000.00) | (65,773.00) | (62,000.00) | (28,782.00)       | (62,000.00) |
| 01-101-000-0000-5831 | Miscellaneous Revenue         | (11,000.00) | (14,824.00) | (10,000.00) | (10,572.00)       | (12,000.00) |
| 01-101-000-0000-5932 | Sale Of Materials             | (20,000.00) | (36,304.00) | (30,000.00) | (23,474.00)       | (35,000.00) |
| 01-101-000-0000-6105 | Gross Salaries                | 130,596.00  | 139,983.00  | 157,163.00  | 78,369.00         | 172,671.00  |
| 01-101-000-0000-6115 | Parttime Salaries             | 0.00        | 0.00        | 0.00        | 0.00              | 24,430.00   |
| 01-101-000-0000-6152 | Life Insurance                | 20.00       | 19.00       | 20.00       | 8.00              | 19.00       |
| 01-101-000-0000-6162 | P.E.R.A. - Employer           | 9,795.00    | 9,868.00    | 11,787.00   | 5,805.00          | 10,464.00   |
| 01-101-000-0000-6171 | Social Security-Employer      | 8,097.00    | 8,534.00    | 9,744.00    | 4,788.00          | 8,651.00    |
| 01-101-000-0000-6172 | Medicare-Employer             | 1,894.00    | 1,996.00    | 2,279.00    | 1,120.00          | 2,023.00    |
| 01-101-000-0000-6174 | Co.Health Contribution        | 9,994.00    | 10,490.00   | 20,986.00   | 5,213.00          | 11,989.00   |
| 01-101-000-0000-6205 | Postage And Postal Box Rent   | 115.00      | 120.00      | 120.00      | 120.00            | 120.00      |
| 01-101-000-0000-6242 | Membership Dues               | 300.00      | 0.00        | 300.00      | 0.00              | 300.00      |
| 01-101-000-0000-6245 | Registration Fees             | 750.00      | 0.00        | 300.00      | 210.00            | 300.00      |
| 01-101-000-0000-6335 | Employee Automobile Allowance | 350.00      | 102.00      | 350.00      | 274.00            | 350.00      |
| 01-101-000-0000-6337 | Other Travel Expense          | 1,000.00    | 0.00        | 1,000.00    | 149.00            | 1,000.00    |
| 01-101-000-0000-6402 | Stationary And Forms          | 0.00        | 25.00       | 0.00        | 95.00             | 0.00        |
| 01-101-000-0000-6408 | Other Office Supplies         | 100.00      | 0.00        | 100.00      | 0.00              | 200.00      |
|                      |                               | 70,011.00   | 54,236.00   | 102,149.00  | 33,323.00         | 123,517.00  |

**Unallocated Recording Fee**

| Account Number       | ACCOUNT DESCRIPTION                 | 2019 Budget | 2019 Actual | 2020 Budget | 2020 Actual (1-6) | 2021 Budget |
|----------------------|-------------------------------------|-------------|-------------|-------------|-------------------|-------------|
| 01-106-000-0000-5501 | Unallocated Recording Fee           | (49,000.00) | (49,544.00) | (49,000.00) | (21,670.00)       | (49,000.00) |
| 01-106-000-0000-6280 | Gis Expenses                        | 8,500.00    | 0.00        | 9,500.00    | 0.00              | 9,500.00    |
| 01-106-000-0000-6340 | Re-Monumentation Of Section Corners | 2,000.00    | 2,000.00    | 2,000.00    | 0.00              | 2,000.00    |
| 01-106-000-0000-6371 | CAMA Improvements                   | 17,700.00   | 0.00        | 16,700.00   | 0.00              | 16,700.00   |
| 01-106-000-0000-6637 | Software Expenses                   | 15,800.00   | 42,433.00   | 15,800.00   | 1,558.00          | 15,800.00   |
| 01-106-000-0000-6639 | Asset Inventory                     | 1,000.00    | 0.00        | 1,000.00    | 0.00              | 1,000.00    |
| 01-106-000-0000-6640 | Fixed Asset                         | 4,000.00    | 0.00        | 4,000.00    | 0.00              | 4,000.00    |
|                      |                                     | 0.00        | (5,111.00)  | 0.00        | (20,112.00)       | 0.00        |

# REQUEST FOR COUNTY BOARD ACTION

Agenda Date: 7/27/2020

Amount of time requested (minutes):

30 minutes

Dept.: Facilities Maintenance

Prepared By: Terry Schultz

State item(s) of business with brief analysis. If requesting multiple items, please number each item for clarity. Provide relevant material(s) for documentation. Please note on each item if documentation is needed and attached.

Consent Agenda:

Regular Agenda:

Documentation

1. 2021 Budget
2. New Mail Machine Lease Quotes

All requests for County Board agenda must be in the Coordinator's office **No later than noon Thursday prior to the Board date.** Items received after this time **will** not be placed on the Board agenda. All requests should be sent to: [bvickerman@co.fillmore.mn.us](mailto:bvickerman@co.fillmore.mn.us); [koman@co.fillmore.mn.us](mailto:koman@co.fillmore.mn.us); and [kruesink@co.fillmore.mn.us](mailto:kruesink@co.fillmore.mn.us)

| 2021        | MAINTENANCE   |                |                |              |                 |             |                  |               |     |
|-------------|---------------|----------------|----------------|--------------|-----------------|-------------|------------------|---------------|-----|
| Maintenance | Hourly/Salary | Gross Salaries | Life Insurance | PERA         | Social Security | Medicare    | Health Insurance | Total Cost    | FTE |
| T Shultz    | \$ 31.81      | \$ 66,164.80   | \$ 9.60        | \$ 2,977.42  | \$ 2,461.33     | \$ 575.63   | \$ 11,989.00     | \$ 84,177.78  | 1   |
| D Hanson    | \$ 17.32      | \$ 15,016.44   | \$ 9.60        | \$ 1,126.23  | \$ 931.02       | \$ 217.74   | Waive            | \$ 17,301.03  | 1   |
| 5/29/2021   | \$ 17.90      | \$ 21,712.70   | \$ -           | \$ 1,628.45  | \$ 1,346.19     | \$ 314.83   | \$ -             | \$ 25,002.17  |     |
|             |               | \$ 36,729.14   | \$ 9.60        | \$ 2,754.69  | \$ 2,277.21     | \$ 532.57   | \$ -             | \$ 42,303.20  | 1   |
| D Egge      | \$ 22.07      | \$ 45,905.60   | \$ 9.60        | \$ 3,442.92  | \$ 2,846.15     | \$ 665.63   | \$ 11,989.00     | \$ 64,858.90  | 1   |
| J Paulson   | \$ 19.04      | \$ 29,702.40   | \$ 9.60        | \$ 2,227.68  | \$ 1,841.55     | \$ 430.68   | \$ 11,989.00     | \$ 46,200.91  | 1   |
| 9/5/2021    | \$ 19.62      | \$ 10,202.40   |                | \$ 765.18    | \$ 632.55       | \$ 147.93   |                  | \$ 11,748.06  |     |
|             |               | \$ 39,904.80   | \$ 9.60        | \$ 2,992.86  | \$ 2,474.10     | \$ 578.62   | \$ 11,989.00     | \$ 57,948.98  | 1   |
| B Tufte     | \$ 20.79      | \$ 25,218.27   | \$ 9.60        | \$ 1,891.37  | \$ 1,563.53     | \$ 365.66   | \$ 27,017.00     | \$ 56,065.44  | 1   |
| 7/30/2021   | \$ 21.36      | \$ 18,519.12   |                | \$ 1,388.93  | \$ 1,148.19     | \$ 268.53   |                  | \$ 21,324.77  |     |
|             |               | \$ 43,737.39   | \$ 9.60        | \$ 3,280.30  | \$ 2,711.72     | \$ 634.19   | \$ 27,017.00     | \$ 77,390.20  | 1   |
| C Larson    | \$ 18.47      | \$ 4,155.75    | \$ 9.60        | \$ 311.68    | \$ 257.66       | \$ 60.26    | \$ 17,649.00     | \$ 22,443.95  | 1   |
| 2/10/2021   | \$ 19.04      | \$ 35,319.20   |                | \$ 2,648.94  | \$ 2,189.79     | \$ 512.13   |                  | \$ 40,670.06  |     |
|             |               | \$ 39,474.95   | \$ 9.60        | \$ 2,960.62  | \$ 2,447.45     | \$ 572.39   | \$ 17,649.00     | \$ 63,114.00  | 1   |
|             |               | \$ 271,916.68  | \$ 57.60       | \$ 18,408.81 | \$ 15,217.95    | \$ 3,559.04 | \$ 80,633.00     | \$ 389,793.07 | 6   |

**Facilities Maintenance**

| Account Number       | ACCOUNT DESCRIPTION                      | 2019 Budget | 2019 Actual | 2020 Budget | 2020 Actual (1-6) | 2021 Budget |
|----------------------|------------------------------------------|-------------|-------------|-------------|-------------------|-------------|
| 01-111-000-0000-5828 | Rebates                                  | (500.00)    | 0.00        | 0.00        | (200.00)          | (500.00)    |
| 01-111-000-0000-6105 | Gross Salaries                           | 240,489.00  | 254,721.00  | 262,751.00  | 131,616.00        | 271,917.00  |
| 01-111-000-0000-6106 | Differential Pay                         | 2,500.00    | 3,547.00    | 3,000.00    | 1,706.00          | 3,000.00    |
| 01-111-000-0000-6152 | Life Insurance                           | 58.00       | 65.00       | 65.00       | 28.00             | 58.00       |
| 01-111-000-0000-6162 | P.E.R.A. - Employer                      | 16,157.00   | 18,978.00   | 17,760.00   | 9,889.00          | 18,409.00   |
| 01-111-000-0000-6171 | Social Security-Employer                 | 13,356.00   | 14,796.00   | 14,682.00   | 7,656.00          | 15,218.00   |
| 01-111-000-0000-6172 | Medicare-Employer                        | 3,124.00    | 3,460.00    | 3,434.00    | 1,791.00          | 3,559.00    |
| 01-111-000-0000-6174 | Co.Health Contribution                   | 76,489.00   | 76,485.00   | 80,239.00   | 39,402.00         | 80,633.00   |
| 01-111-000-0000-6176 | Employee Safety Boots                    | 200.00      | 100.00      | 100.00      | 195.00            | 200.00      |
| 01-111-000-0000-6206 | Employee Electronic Device Reimbursement | 840.00      | 840.00      | 840.00      | 420.00            | 840.00      |
| 01-111-000-0000-6241 | Advertising                              | 0.00        | 0.00        | 0.00        | 168.00            | 0.00        |
| 01-111-000-0000-6251 | Electricity                              | 80,000.00   | 85,332.00   | 80,000.00   | 32,151.00         | 80,000.00   |
| 01-111-000-0000-6255 | Gas                                      | 18,000.00   | 16,026.00   | 18,000.00   | 8,376.00          | 20,000.00   |
| 01-111-000-0000-6316 | Grounds Maintenance                      | 500.00      | 695.00      | 500.00      | 207.00            | 500.00      |
| 01-111-000-0000-6317 | Building Maintenance                     | 15,000.00   | 15,926.00   | 16,000.00   | 3,454.00          | 10,000.00   |
| 01-111-000-0000-6335 | Employee Automobile Allowance            | 900.00      | 932.00      | 900.00      | 440.00            | 1,000.00    |
| 01-111-000-0000-6337 | Other Travel Expense-Meals               | 0.00        | 43.00       | 50.00       | 0.00              | 50.00       |
| 01-111-000-0000-6377 | Fees And Service Charges                 | 5,000.00    | 4,538.00    | 4,000.00    | 661.00            | 4,000.00    |
| 01-111-000-0000-6411 | Custodial Supplies                       | 15,000.00   | 12,745.00   | 0.00        | 0.00              | 0.00        |
| 01-111-000-0000-6561 | Gasoline Diesel And Other Fuels          | 50.00       | 22.00       | 50.00       | 8.00              | 50.00       |
| 01-111-000-0000-6580 | Other Repair And Maintenance Supplies    | 5,000.00    | 6,264.00    | 4,500.00    | 1,599.00          | 4,000.00    |
|                      |                                          | 492,163.00  | 515,515.00  | 506,871.00  | 239,567.00        | 512,934.00  |

**Infrastructure**

| Account Number       | ACCOUNT DESCRIPTION                  | 2019 Budget  | 2019 Actual  | 2020 Budget  | 2020 Actual | 2021 Budget |
|----------------------|--------------------------------------|--------------|--------------|--------------|-------------|-------------|
| 12-111-000-0000-5001 | Current Taxes                        | (150,000.00) | (140,190.00) | (150,000.00) | 0.00        | 0.00        |
| 12-111-000-0000-5004 | Delinquent Taxes                     | 0.00         | (1,791.00)   | 0.00         | 0.00        | 0.00        |
| 12-111-000-0000-5007 | Mobile Home Tax - Current            | 0.00         | (26.00)      | 0.00         | 0.00        | 0.00        |
| 12-111-000-0000-5008 | Mobile Home Tax - Prior & Delinquent | 0.00         | (4.00)       | 0.00         | 0.00        | 0.00        |
| 12-111-000-0000-5831 | Miscellaneous Revenue                | 0.00         | (79,349.00)  | 0.00         | 0.00        | 0.00        |
| 12-111-000-0000-6377 | Fees And Service Charges             | 0.00         | 973.00       | 0.00         | 0.00        | 0.00        |
| 12-111-000-0000-6625 | Building Improvement                 | 150,000.00   | 40,823.00    | 150,000.00   | 3,548.00    | 150,000.00  |
| 12-610-000-0000-6623 | Greenleafon Septic System Expenses   | 0.00         | 6,645.00     | 0.00         | 2,551.00    | 0.00        |
|                      |                                      | 0.00         | (172,919.00) | 0.00         | 6,099.00    | 150,000.00  |



Commerce solutions,  
from the Craftsmen of Commerce.

pitney bowes 



Mailing  
Postage Meters

Keith  
1-800-203-2581  
Ext: 6526


SendPro® C Auto

Simplify your  
mailing process.

*2008*







# Handle batch mailing quickly and easily.

Introducing the SendPro® C Auto.

Processing a variety of mail, including letters, postcards and large envelopes, has never been easier with our auto-feed mailing solution.





## Feed, seal, print and save automatically.

### Mail with speed and ease.

Process mail batches up to 120 letters per minute and up to 5/16" thick, with the automatic mail feeder.

### Calculate postage costs for different size envelopes.

Confidently pay the right amount on virtually every piece, every time.

### Optimize efficiency by minimizing jams.


Smoothly feed your mail with our reverse separation technology to keep your operations on track.

### Save automatically.

Automatically receive rate updates and save 5¢ on every First Class® letter\*—plus get optional access to discounted presort rates.

### Meet the latest USPS® IMI compliance rules.

Rest assured your SendPro C Auto will meet USPS guidelines.



\*As of January 27, 2019.





## Send large envelopes, Priority Mail<sup>®</sup> and packages with confidence.

### Compare, save and print.

View USPS shipping rates, save up to 40% on Priority Mail and print labels with the optional printer.\*

### Take the guesswork out of shipping.

Accurately weigh packages up to 15 pounds with the integrated digital scale.

### Minimize undeliverable fees.

Use the built-in address verification feature to reduce costly address correction fees and improve your delivery success rate.

### Get more shipping choices for greater savings.

Easily compare rates across multiple carriers—USPS<sup>®</sup>, UPS<sup>®</sup> and FedEx<sup>®</sup> and get pre-negotiated discounted carrier rates with the optional multicarrier subscription.

\*As of January 27, 2019. Savings will vary based on geography, mail type, and other variables.




# Designed for simplicity, visibility and ease of use.

Gain online access to ship the way you want. Use SendPro® Online to print trackable shipping labels from any computer and easily compare rates with the Shipping Rate Selector.


Control at your fingertips. Easily navigate the intuitive menu with the large, full-color 7" touchscreen.

Track postage costs with precision. View and email spending, shipping, accounting history and reports by department online for up to 500 different accounts.





The auto-feed technology is designed to minimize jams and misprinted postage by ensuring only one envelope is processed at a time.






### SendPro® C Auto Specifications:

|                             |                                                                     |
|-----------------------------|---------------------------------------------------------------------|
| Mail feed                   | Automatic                                                           |
| Speed (letters per minute)  | Standard: 95 LPM; Optional: 120 LPM                                 |
| Display                     | 7" color touchscreen                                                |
| Scale                       | Optional 5, 10 or 15 lb. integrated; Optional 30 or 70 lb. external |
| Label printer               | Optional                                                            |
| Shipping                    | Standard: USPS; Optional: Multicarrier                              |
| Accounts                    | Standard: 100; Optional: 500                                        |
| USPS® IMpB compliant        | Included                                                            |
| Presort rate access         | Included                                                            |
| SendPro Online subscription | Standard: USPS; Optional: Multicarrier                              |
| eRR                         | Optional                                                            |
| Barcode Scanner             | Optional                                                            |
| AutoInk™                    | Included*                                                           |

\*Get automatic ink replenishments at savings of 20% off the retail price when you enroll in the AutoInk™ program.  
For more information on AutoInk, visit us online at [pbi.bz/autoink](http://pbi.bz/autoink).

Streamline your mailing process with the highly efficient, easy-to-use SendPro C Auto.





United States  
3001 Summer Street  
Stamford, CT 06926-0700

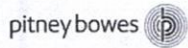
For more information, visit us online at  
[pitneybowes.com](http://pitneybowes.com)

Pitney Bowes, the Corporate logo and SendPro are trademarks of Pitney Bowes Inc. or a subsidiary.  
All other trademarks are the property of their respective owners.  
© 2019 Pitney Bowes Inc. All rights reserved.



195MB04761\_US



**Sourcewell (formerly known as NJPA) State & Local FMV Lease**

|  |  |  |  |  |  |  |  |  |  |  |  |
|--|--|--|--|--|--|--|--|--|--|--|--|
|  |  |  |  |  |  |  |  |  |  |  |  |
|--|--|--|--|--|--|--|--|--|--|--|--|

Agreement Number

**Your Business Information**

Full Legal Name of Lessee / DBA Name of Lessee

FILLMORE COUNTY COURTHOUSE

Tax ID # (FEIN/TIN)

416005794

**Sold-To: Address**

101 FILLMORE ST E, PRESTON, MN, 55965-1105, US

**Sold-To: Contact Name**

. TERRY SCHULTZ

**Sold-To: Contact Phone #**

(507) 765-2819

**Sold-To: Account #**

0016745098

**Bill-To: Address**

PO BOX 466, PRESTON, MN, 55965-0466, US

**Bill-To: Contact Name**

. TERRY SCHULTZ

**Bill-To: Contact Phone #**

(507) 765-2819

**Bill-To: Account #**

0016907896

**Bill-To: Email**

tschultz@co.fillmore.mn.us

**Ship-To: Address**

101 FILLMORE ST E, PRESTON, MN, 55965-1105, US

**Ship-To: Contact Name**

. TERRY SCHULTZ

**Ship-To: Contact Phone #**

(507) 765-2819

**Ship-To: Account #**

0016745098

PO #

**Your Business Needs**

| Qty | Item         | Business Solution Description            |
|-----|--------------|------------------------------------------|
| 1   | SENDPROCAUTO | SendPro C Auto                           |
| 1   | 1FXA         | Interface to InView Dashboard            |
| 1   | 7H00         | C Series IMI Meter                       |
| 1   | APAC         | Connect+ Accounting Weight Break Reports |
| 1   | APAX         | Cost Acctg Accounts Level (100)          |
| 1   | APB2         | Cost Accounting Devices (10)             |
| 1   | APKN         | Account List Import/Export               |
| 1   | C5CC         | Sendpro C Auto 95                        |
| 1   | CAAB         | Basic Cost Accounting                    |
| 1   | DM3RKL       | Return Kit for DM300 - Large             |
| 1   | ME1A         | Meter Equipment - C Series               |
| 1   | MP81         | C Series Integrated Scale                |
| 1   | PAB1         | C Series Premium App Bundle              |
| 1   | PTJ1         | SendPro Online                           |



|   |        |                                                               |
|---|--------|---------------------------------------------------------------|
| 1 | PTJA   | SendPro Basic 1 User                                          |
| 1 | PTJN   | Single User Access                                            |
| 1 | PTK1   | Web Browser Integration                                       |
| 1 | PTK2   | SendPro C Series Shipping Integration                         |
| 1 | STDSLA | Standard SLA-Equipment Service Agreement (for SendPro C Auto) |
| 1 | ZH24   | Manual Weight Entry                                           |
| 1 | ZH29   | HZ03 95 LPM Speed                                             |
| 1 | ZHD5   | USPS Rates with Metered Letter                                |
| 1 | ZHD7   | E Conf Services for Metered LTR. BDL                          |
| 1 | ZHWL   | 5lb / 3kg Weighing Option for MP81                            |

#### Your Payment Plan

|                         |                         |                      |
|-------------------------|-------------------------|----------------------|
| Initial Term: 60 months | Initial Payment Amount: |                      |
| Number of Months        | Monthly Amount          | Billed Quarterly at* |
| 60                      | \$ 136.33               | \$ 408.99            |

\*Does not include any applicable sales, use, or property taxes which will be billed separately.

- ( ) Tax Exempt Certificate Attached  
 ( ) Tax Exempt Certificate Not Required  
 ( ) Purchase Power® transaction fees included  
 (X) Purchase Power® transaction fees extra

#### Your Signature Below

Non-Appropriations. You warrant that you have funds available to make all payments until the end of your current fiscal period, and shall use your best efforts to obtain funds to make all payments in each subsequent fiscal period through the end of your lease term. If your appropriation request to your legislative body, or funding authority ("Governing Body") for funds to make the payments is denied, you may terminate this lease on the last day of the fiscal period for which funds have been appropriated, upon (i) submission of documentation reasonably satisfactory to us evidencing the Governing Body's denial of an appropriation sufficient to continue this lease for the next succeeding fiscal period, and (ii) satisfaction of all charges and obligations under this lease incurred through the end of the fiscal period for which funds have been appropriated, including the return of the equipment at your expense.

By signing below, you agree to be bound by all the terms and conditions of this Agreement, including the NJPA Contract Number 041917-PIT, effective date May 17, 2017 and the State and Local Fair Market Value Lease Terms (including the Pitney Bowes Terms) (Version 2/20) which is available at <http://www.pb.com/states/njpa> and is incorporated by reference (the "Agreement"). You acknowledge that, except for non-appropriation, you may not cancel this lease for any reason and that all payment obligations are unconditional. This lease will be binding on us after we have completed our credit and documentation approval process and have signed below. This lease requires you to either provide proof of insurance or participate in the ValueMAX® requirement protection program (see Section 6 of the State and Local Fair Market Value Lease Terms) for an additional fee. If software is included in the Order, additional terms apply which are available by clicking on the hyperlink for that software located at <http://www.pitneybowes.com/us/license-terms-of-use/software-and-subscription-terms-and-conditions.html>. Those additional terms are incorporated by reference.

Not Applicable

State/Entity's Contract#

Lessee Signature

Print Name

Title

Date

Email Address

Pitney Bowes Signature

Print Name

Title

Date

**Sales Information**

KEITH MACKINTOSH

keith.mackintosh1@pb.com

Account Rep Name

Email Address

PBGFS Acceptance



# BUSINESS CASE

## Mailing equipment proposal

Prepared for: Fillmor County Courthouse

Proposal date: 5/18/2020

Valid until: 10/31/2020

Submitted by: Edward Johnson

Area Sales Manager

(800)-658-9431

absedjohn@aol.com

Advanced Business Systems

Submitted to: Terry Schultz



Because connections matter.

quadi<sup>ent</sup>

5/18/2020

Terry Schultz  
Fillmor County Courthouse  
101 Fillmore Street W  
Preston, MN

Dear Terry Schultz,

As a follow up to our recent conversation, please find attached information on the Quadient iX5 auto-feed mailing machine, as discussed. The iX5 AF mail machine compares to the Pitney Bowes DM400c model you currently use. I have attached the special MN State Contract lease pricing which includes the new mail machine with automatic feeder and envelope sealer, 5-lb scale platform, all USPS rate updates, meter rental included and complete maintenance contract included.

Please contact me with any questions you may have.

Thank you very much for your time and consideration. Please stay safe and well. I look forward to helping.

Sincerely,  
Edward Johnson  
Area Sales Manager  
(800)-658-9431  
Advanced Business Systems







## Product Overview



### iX-5 AF MAILING SYSTEM

A compact and efficient  
automatic-feed mail  
processing solution

#### Key Capabilities

- |                                                                                                                                                       |                                                                                                                                                |
|-------------------------------------------------------------------------------------------------------------------------------------------------------|------------------------------------------------------------------------------------------------------------------------------------------------|
| <ul style="list-style-type: none"><li>• Intuitive control panel with a color screen and shortcut keys for your most-used rates and imprints</li></ul> | <ul style="list-style-type: none"><li>• Reach productivity levels as high as 110 metered letters per minute</li></ul>                          |
| <ul style="list-style-type: none"><li>• Quiet inkjet printing with convenient low-ink alerts sent automatically via email</li></ul>                   | <ul style="list-style-type: none"><li>• Safeguard your stored postage with PIN code access for each of your operators</li></ul>                |
| <ul style="list-style-type: none"><li>• Meets the latest Intelligent Mail Indicia (IMI) and Dimensional Weighing (DIM) USPS® requirements</li></ul>   | <ul style="list-style-type: none"><li>• Track pieces processed and postage used for 100 or more accounts/departments</li></ul>                 |
| <ul style="list-style-type: none"><li>• Automatic feeding of postcards, letters or large envelopes up to 1/2" thick</li></ul>                         | <ul style="list-style-type: none"><li>• LAN or wireless connection to refill postage instantly and update postal rates automatically</li></ul> |
| <ul style="list-style-type: none"><li>• Dependable envelope sealing that secures the contents of your mail pieces</li></ul>                           | <ul style="list-style-type: none"><li>• Download artwork to print onto your mail pieces – use our free library or create your own</li></ul>    |
| <ul style="list-style-type: none"><li>• Weigh platform auto-adjusts the postage amount for extra-thick envelopes or boxed packages</li></ul>          | <ul style="list-style-type: none"><li>• Uploads postage usage data to your Myquadiant online account for quick and easy analysis</li></ul>     |
| <ul style="list-style-type: none"><li>• Integrated postage label dispenser for easy processing of bulky letters and large envelopes</li></ul>         | <ul style="list-style-type: none"><li>• Download postage anytime and pay for it later using Quadient Postage Funding</li></ul>                 |





## Product Overview



### NEOSHIP PLUS

A simple desktop shipping solution for USPS® domestic and international packages

#### Key Capabilities

- |                                                                                                                                               |                                                                                                                                                      |
|-----------------------------------------------------------------------------------------------------------------------------------------------|------------------------------------------------------------------------------------------------------------------------------------------------------|
| <ul style="list-style-type: none"><li>• Included with all Quadient mailing systems</li></ul>                                                  | <ul style="list-style-type: none"><li>• Receive free insurance coverage on Priority Mail® and Priority Mail Express™ shipments</li></ul>             |
| <ul style="list-style-type: none"><li>• Ship directly from any desktop simply by logging into your Myquadient online account</li></ul>        | <ul style="list-style-type: none"><li>• Provides a consolidated view of all USPS® shipments, making package tracking simple</li></ul>                |
| <ul style="list-style-type: none"><li>• Supports up to 100 users with customizable roles and privileges</li></ul>                             | <ul style="list-style-type: none"><li>• Real-time “Ship To” address validation ensures your packages are delivered to the correct address</li></ul>  |
| <ul style="list-style-type: none"><li>• Generates IM®pb-compliant USPS® shipping labels in four easy steps</li></ul>                          | <ul style="list-style-type: none"><li>• Public (10,000 records) and Private (1,000 records) address books that eliminate manual data entry</li></ul> |
| <ul style="list-style-type: none"><li>• Print shipping labels using an inkjet printer, laser printer or a thermal label printer</li></ul>     | <ul style="list-style-type: none"><li>• Send tracking notifications via email to the shipper, the recipient and a 3rd party</li></ul>                |
| <ul style="list-style-type: none"><li>• Capture shipping discounts up to 39% off retail rates depending on weight, zone and service</li></ul> | <ul style="list-style-type: none"><li>• Analyze your shipping activity using a wide selection of management reports and graphs</li></ul>             |





## Financial Considerations



### Product Summary

New - Quadient-iX5 automatic feed mail machine with 5-lb scale platform.

Equipment lease includes; delivery, set-up and training, USPS rate updates and equipment maintenance.

### Cost Summary

Valid Until: 10/31/2020

|    |                      |           |
|----|----------------------|-----------|
| 01 | Rental Term (months) | 60        |
| 02 | Monthly Amount       | \$ 141.11 |

### Notes

\*Lease price includes; equipment as listed above, delivery, set-up, install and training, USPS rate updates and equipment maintenance included (excludes supplies IE: ink and postage tapes) Starter packs of ink & tapes are provided with each new machine.



(800)-658-9431



absedjohn@aol.com



quadient.com

quadient

# REQUEST FOR COUNTY BOARD ACTION

Agenda Date: 7/28/2020

Amount of time requested (minutes): 5 minutes

Department: Highway and Airport

Requested By: Mr. Gregg

Presented By: Mr. Gregg

State item(s) of business. Please provide relevant material for documentation. Outline in detail any action requested of the County Board.

## **Highway Department**

1. Consider a final payment resolution for the bridge replacement project on County State Aid Highway No. 4 in Sumner Township. Project SAP 023-604-005.

## **Airport Department**

Check e-mail for supporting documentation. **See attached documents.** Bid results will be available on Monday after the bid opening.

All requests for County Board agenda time must be received in the office of the County Coordinator by **12:00 p.m. (noon) on the Thursday prior to the scheduled meeting.**

**RESOLUTION**

**FILLMORE COUNTY BOARD OF COMMISSIONERS  
Preston, Minnesota 55965**

Date July 28, 2020 Resolution No. 2020-XXX

Motion by Commissioner \_\_\_\_\_ Second by Commissioner \_\_\_\_\_

**WHEREAS, Alcon Construction Corp**, has in all things completed **SAP 23-604-005**, on CSAH 4; and the County Board being fully advised in the premise.

**NOW THEN BE IT RESOLVED:**

That we do hereby accept said completed project for and on behalf of the County of Fillmore and authorize final payment as specified.

Dated at Preston, Minnesota, this 28th day of July, 2020

Contract Price:       \$       261,465.80

Value of Work:       \$       242,514.75

**Final Payment:       \$       13,927.18**

\_\_\_\_\_, Chairman of the Board

**VOTING AYE**

Commissioners       Prestby ☐               Dahl ☐               Bakke ☐               Hindt ☐               Lentz ☐

**VOTING NAY**

Commissioners       Prestby ☐               Dahl ☐               Bakke ☐               Hindt ☐               Lentz ☐

---

STATE OF MINNESOTA  
COUNTY OF FILLMORE

I, Bobbie Hillery, Administrator of the Fillmore County Board of Commissioners, State of Minnesota, do hereby certify that the foregoing resolution is a true and correct copy of a resolution duly passed at a meeting of the Fillmore County Board of Commissioners held on the 28<sup>th</sup> day of July, 2020.

Witness my hand and official seal at Preston, Minnesota the 28<sup>th</sup> day of July, 2020.

SEAL

Bobbie Hillery, Administrator  
Fillmore County Board of Commissioners



# REQUEST FOR COUNTY BOARD ACTION

Agenda Date: 7/28/2020

Amount of time requested (minutes):

10 minutes

Dept.: Auditor/Treasurer's Office

Prepared By: Heidi Jones, Auditor/Treasurer

State item(s) of business with brief analysis. If requesting multiple items, please number each item for clarity. Provide relevant material(s) for documentation. Please note on each item if documentation is needed and attached.

Consent Agenda:

Documentation(Yes/No):

Regular Agenda:

Documentation (Yes/No):

- |                                                                                                            |     |
|------------------------------------------------------------------------------------------------------------|-----|
| 1. 2021 Budget                                                                                             | Yes |
| 2. Discussion with possible action regarding Resolution for Certifications for Cares Act Grant Application | Yes |
| 3. Elections Update                                                                                        | No  |
| 4. Board of Canvassing Scheduled for Thursday August 13 <sup>th</sup> at 2pm                               | No  |
| 5. Tax Increment Financing Adjustment                                                                      | No  |

All requests for County Board agenda must be in the Coordinator's office **No later than noon Thursday prior to the Board date.** Items received after this time **will** not be placed on the Board agenda. All requests should be sent to: [bvickerman@co.fillmore.mn.us](mailto:bvickerman@co.fillmore.mn.us); [ainglett@co.fillmore.mn.us](mailto:ainglett@co.fillmore.mn.us); and [kruesink@co.fillmore.mn.us](mailto:kruesink@co.fillmore.mn.us)



2021

A/T

| A/T           | Hourly/Salary | Gross Salaries | Life Insurance | PERA         | Social Security | Medicare    | Health Insurance | Total Cost    | FTE |
|---------------|---------------|----------------|----------------|--------------|-----------------|-------------|------------------|---------------|-----|
| H Jones       |               | \$ 84,615.00   | \$ 9.60        | \$ 6,346.13  | \$ 5,246.13     | \$ 1,226.92 | \$ 11,989.00     | \$ 109,432.77 | 1   |
| Annual        |               | \$ 84,615.00   | \$ 9.60        | \$ 6,346.13  | \$ 5,246.13     | \$ 1,226.92 | \$ 11,989.00     | \$ 109,432.77 | 1   |
| Part-time Add | \$ 21.55      | \$ 22,412.00   | \$ -           | \$ 1,680.90  | \$ 1,389.54     | \$ 324.97   | \$ -             | \$ 25,807.42  | 0.5 |
| C Smith       | \$ 21.55      | \$ 11,206.00   | \$ 9.60        | \$ 840.45    | \$ 694.77       | \$ 162.49   | \$ 12,272.00     | \$ 25,185.31  | 1   |
| 3/2/2021      | \$ 22.26      | \$ 34,725.60   | \$ -           | \$ 2,604.42  | \$ 2,152.99     | \$ 503.52   | \$ -             | \$ 39,986.53  |     |
|               |               | \$ 45,931.60   | \$ 9.60        | \$ 3,444.87  | \$ 2,847.76     | \$ 666.01   | \$ 12,272.00     | \$ 65,171.84  | 1   |
| S Smidt       | \$ 21.55      | \$ 10,344.00   | \$ 9.60        | \$ 775.80    | \$ 641.33       | \$ 149.99   | \$ 26,216.00     | \$ 38,136.72  | 1   |
| 3/11/2021     | \$ 22.26      | \$ 35,616.00   | \$ -           | \$ 2,671.20  | \$ 2,208.19     | \$ 516.43   | \$ -             | \$ 41,011.82  |     |
|               |               | \$ 45,960.00   | \$ 9.60        | \$ 3,447.00  | \$ 2,849.52     | \$ 666.42   | \$ 26,216.00     | \$ 79,148.54  | 1   |
| K Franzen     | \$ 25.86      | \$ 49,315.02   | \$ 9.60        | \$ 3,698.63  | \$ 3,057.53     | \$ 715.07   | \$ 11,989.00     | \$ 68,784.85  | 1   |
| 11/30/2021    | \$ 26.58      | \$ 4,598.34    |                | \$ 344.88    | \$ 285.10       | \$ 66.68    |                  | \$ 5,294.99   |     |
|               |               | \$ 53,913.36   | \$ 9.60        | \$ 4,043.50  | \$ 3,342.63     | \$ 781.74   | \$ 11,989.00     | \$ 74,079.83  | 1   |
|               |               | \$ 252,831.96  | \$ 38.40       | \$ 18,962.40 | \$ 15,675.58    | \$ 3,666.06 | \$ 62,466.00     | \$ 353,640.40 | 4   |

3%

| 2020         | 2021         |
|--------------|--------------|
| \$ 82,150.00 | \$ 84,615.00 |

**Auditor/Treasurer**

| Account Number       | ACCOUNT DESCRIPTION                      | 2019 Budget | 2019 Actual | 2020 Budget | 2020 Actual | 2021        |
|----------------------|------------------------------------------|-------------|-------------|-------------|-------------|-------------|
| 01-041-000-0000-5501 | Fees And Charges                         | (36,000.00) | (41,422.00) | (40,000.00) | (22,277.00) | (40,000.00) |
| 01-041-000-0000-6105 | Gross Salaries                           | 226,215.00  | 225,786.00  | 223,487.00  | 93,006.00   | 230,420.00  |
| 01-041-000-0000-6115 | Part-Time Salaries                       | 0.00        | 0.00        | 0.00        | 0.00        | 22,412.00   |
| 01-041-000-0000-6110 | Overtime Salaries                        | 0.00        | 3,682.00    | 0.00        | 959.00      | 0.00        |
| 01-041-000-0000-6152 | Life Insurance                           | 39.00       | 43.00       | 38.00       | 16.00       | 38.00       |
| 01-041-000-0000-6162 | P.E.R.A. - Employer                      | 16,966.00   | 15,924.00   | 16,762.00   | 6,729.00    | 18,963.00   |
| 01-041-000-0000-6171 | Social Security-Employer                 | 14,026.00   | 13,385.00   | 13,856.00   | 5,528.00    | 15,676.00   |
| 01-041-000-0000-6172 | Medicare-Employer                        | 3,281.00    | 3,130.00    | 3,241.00    | 1,293.00    | 3,666.00    |
| 01-041-000-0000-6174 | Co.Health Contribution                   | 52,029.00   | 51,075.00   | 54,301.00   | 17,547.00   | 62,466.00   |
| 01-041-000-0000-6205 | Postage And Postal Box Rent              | 324.00      | 328.00      | 328.00      | 328.00      | 328.00      |
| 01-041-000-0000-6206 | Employee Electronic Device Reimbursement | 480.00      | 480.00      | 480.00      | 240.00      | 480.00      |
| 01-041-000-0000-6233 | Publications                             | 600.00      | 30.00       | 30.00       | 30.00       | 4,000.00    |
| 01-041-000-0000-6241 | Advertising                              | 3,000.00    | 1,350.00    | 3,800.00    | 743.00      | 300.00      |
| 01-041-000-0000-6242 | Membership Dues                          | 1,500.00    | 1,440.00    | 1,500.00    | 1,440.00    | 1,500.00    |
| 01-041-000-0000-6244 | Continuing Education                     | 2,500.00    | 45.00       | 2,500.00    | 0.00        | 2,000.00    |
| 01-041-000-0000-6245 | Registration Fees                        | 1,500.00    | 950.00      | 1,500.00    | 45.00       | 1,500.00    |
| 01-041-000-0000-6248 | Minnesota Official Marriage System       | 750.00      | 750.00      | 750.00      | 750.00      | 750.00      |
| 01-041-000-0000-6255 | Gas                                      | 600.00      | 0.00        | 0.00        | 0.00        | 0.00        |
| 01-041-000-0000-6335 | Employee Automobile Allowance            | 500.00      | 140.00      | 1,000.00    | 150.00      | 500.00      |
| 01-041-000-0000-6337 | Other Travel Expense                     | 2,000.00    | 210.00      | 2,000.00    | 0.00        | 1,500.00    |
| 01-041-000-0000-6377 | Fees And Service Charges                 | 2,000.00    | 155.00      | 2,000.00    | 2,334.00    | 2,000.00    |
| 01-041-000-0000-6402 | Stationary And Forms                     | 700.00      | 415.00      | 700.00      | 134.00      | 700.00      |
| 01-041-000-0000-6408 | Other Office Supplies                    | 1,500.00    | 2,023.00    | 1,000.00    | 0.00        | 1,000.00    |
| 01-041-000-0000-6561 | Gasoline Diesel and Other fuels          | 0.00        | 14.00       | 0.00        | 0.00        | 0.00        |
| 01-041-000-0000-6637 | Software Expenses                        | 2,000.00    | 8,015.00    | 2,500.00    | 2,250.00    | 2,500.00    |
|                      |                                          | 296,510.00  | 287,948.00  | 291,773.00  | 111,245.00  | 332,699.00  |

**Auditor/Treasurer****Data Processing**

|                      |                                      |           |           |           |           |           |
|----------------------|--------------------------------------|-----------|-----------|-----------|-----------|-----------|
| 01-061-000-0000-5853 | Copies And Other Taxable Sales       | (100.00)  | 0.00      | (100.00)  | 0.00      | (100.00)  |
| 01-061-000-0000-6245 | Registration Fees                    | 300.00    | 0.00      | 300.00    | 0.00      | 300.00    |
| 01-061-000-0000-6284 | Computer Consultant                  | 1,000.00  | 369.00    | 1,000.00  | 0.00      | 1,000.00  |
| 01-061-000-0000-6310 | Contract Repairs And Maintenance     | 0.00      | 37.00     | 0.00      | 0.00      | 3,500.00  |
| 01-061-000-0000-6360 | Finance & General Government Support | 3,300.00  | 2,420.00  | 3,300.00  | 1,500.00  | 3,300.00  |
| 01-061-000-0000-6362 | Property Tax Support                 | 41,900.00 | 36,608.00 | 41,900.00 | 21,483.00 | 41,900.00 |
| 01-061-000-0000-6364 | ifs Support                          | 9,514.00  | 10,605.00 | 9,514.00  | 10,982.00 | 14,000.00 |
| 01-061-000-0000-6366 | Payment Support                      | 24,880.00 | 5,650.00  | 24,880.00 | 6,104.00  | 10,000.00 |
| 01-061-000-0000-6371 | Cama                                 | 17,795.00 | 17,967.00 | 17,795.00 | 9,468.00  | 17,795.00 |
| 01-061-000-0000-6373 | Treasurer's Financial                | 1,807.00  | 1,807.00  | 1,807.00  | 1,807.00  | 1,807.00  |
| 01-061-000-0000-6376 | Cash Register                        | 2,549.00  | 2,549.00  | 2,549.00  | 2,549.00  | 2,549.00  |
| 01-061-000-0000-6377 | Fees And Service Charges             | 16,000.00 | 14,908.00 | 16,000.00 | 5,359.00  | 16,000.00 |
| 01-061-000-0000-6402 | Stationary And Forms                 | 1,000.00  | 1,213.00  | 1,000.00  | 0.00      | 1,000.00  |
| 01-061-000-0000-6405 | Data Processing Supplies             | 100.00    | 113.00    | 100.00    | 0.00      | 100.00    |

|                      |                                    |            |           |            |           |            |
|----------------------|------------------------------------|------------|-----------|------------|-----------|------------|
| 01-061-000-0000-6407 | Information Services Support Group | 1,050.00   | 600.00    | 1,050.00   | 2,100.00  | 1,050.00   |
| 01-061-000-0000-6639 | Asset Inventory                    | 1,500.00   | 1,533.00  | 1,500.00   | 767.00    | 1,500.00   |
| 01-061-000-0000-6640 | Equipment Purchased                | 0.00       | 1,800.00  | 0.00       | 1,800.00  | 0.00       |
|                      |                                    | 122,595.00 | 98,179.00 | 122,595.00 | 63,919.00 | 115,701.00 |

**Auditor/Treasurer  
Elections**

|                      |                                          |           |           |            |             |           |
|----------------------|------------------------------------------|-----------|-----------|------------|-------------|-----------|
| 01-062-000-0000-5501 | Fees And Charges                         | 0.00      | (150.00)  | 0.00       | (810.00)    | 0.00      |
| 01-062-000-0000-6115 | Parttime Salaries                        | 0.00      | 0.00      | 9,200.00   | 0.00        | 0.00      |
| 01-062-000-0000-6171 | Social Security-Employer                 | 0.00      | 0.00      | 571.00     | 0.00        | 0.00      |
| 01-062-000-0000-6172 | Medicare-Employer                        | 0.00      | 0.00      | 134.00     | 0.00        | 0.00      |
| 01-062-000-0000-6205 | Postage And Postal Box Rent              | 300.00    | 0.00      | 300.00     | 0.00        | 300.00    |
| 01-062-000-0000-6206 | Employee Electronic Device Reimbursement | 100.00    | 0.00      | 0.00       | 0.00        | 0.00      |
| 01-062-000-0000-6233 | Publications                             | 0.00      | 393.00    | 750.00     | 676.00      | 0.00      |
| 01-062-000-0000-6241 | Advertising                              | 300.00    | 1,658.00  | 6,800.00   | 0.00        | 300.00    |
| 01-062-000-0000-6245 | Registration Fees                        | 0.00      | 30.00     | 1,000.00   | 0.00        | 0.00      |
| 01-062-000-0000-6335 | Employee Automobile Allowance            | 0.00      | 0.00      | 750.00     | 0.00        | 0.00      |
| 01-062-000-0000-6337 | Other Travel Expense                     | 0.00      | 0.00      | 1,000.00   | 0.00        | 0.00      |
| 01-062-000-0000-6377 | Fees And Service Charges                 | 11,000.00 | 1,082.00  | 11,000.00  | 20,228.00   | 11,000.00 |
| 01-062-000-0000-6402 | Stationary And Forms                     | 0.00      | 0.00      | 1,000.00   | 63.00       | 0.00      |
| 01-062-000-0000-6408 | Other Office Supplies                    | 0.00      | 90.00     | 0.00       | 17.00       | 0.00      |
| 01-062-000-0000-6461 | Ballots                                  | 300.00    | 8,878.00  | 50,000.00  | 7,462.00    | 300.00    |
| 01-062-000-0000-6462 | Other Election Supplies                  | 0.00      | 3,272.00  | 11,700.00  | 411.00      | 0.00      |
| 01-062-000-0000-6640 | Equipment Purchased                      | 20,000.00 | 0.00      | 62,000.00  | 0.00        | 20,000.00 |
| 01-062-000-0000-6852 | Hava Grant Expenses                      | 0.00      | 10,465.00 | 0.00       | 5,005.00    | 0.00      |
| 01-062-621-0000-5394 | STATE ELECTION GRANT                     | 0.00      | 0.00      | 0.00       | (20,769.00) | 0.00      |
|                      |                                          | 32,000.00 | 25,718.00 | 156,205.00 | 12,283.00   | 31,900.00 |

**RESOLUTION**

**FILLMORE COUNTY BOARD OF COMMISSIONERS  
Preston, Minnesota 55965**

Date July 28, 2020 Resolution No. 2020-

Motion by Commissioner \_\_\_\_\_ Second by Commissioner \_\_\_\_\_

**WHEREAS**, the COVID-19 Pandemic requires additional efforts to make the election process safe, sanitary and effective; and

**WHEREAS**, the Office of the Minnesota Secretary of State is currently soliciting grant applications from counties for grants pursuant to Laws 2020, Chapter 77, section 4 and the federal CARES Act; and

**WHEREAS**, grants will be provided to each county pursuant to a formula set forth in Section H of the grant application provided by the Office of the Secretary of State; and

**WHEREAS**, the funds provided by the Office of the Secretary of State are provided for the purpose of the uses set forth in the federal CARES Act and as further restricted by Laws 2020, chapter 77, section 4, subdivision 4; and

**WHEREAS**, those purposes are primarily for the protection of persons involved with the election process including voters, as well as certain other purchases set forth in law; and

**WHEREAS**, the county will work with the municipalities within the county to determine a fair, equitable, and mutually agreeable allocation of the funds within the County and between municipalities, and if an agreement cannot be reached, the funds will be distributed pursuant to the OSS identified default allocation as determined by the Secretary and provided in Section G of the grant application; and

**WHEREAS**, the grant application is to be completed by the staff of the auditor and other staff responsible for the administration of elections in this county; and

**WHEREAS**, the grant application must be completed, certified by a county official, typically the chief county election official, returned to the Office of the Secretary of State and a grant agreement executed prior to the receipt of the funds to which the county is entitled pursuant to Section H of the grant application; and

**WHEREAS**, Laws 2020, Chapter 77, section 4 requires a 20% match for the grant, with a 25% match for electronic roster purchases; and

**WHEREAS**, the grant agreement will reflect the grant application for each county; and

**WHEREAS**, additional assistance may be forthcoming later in this election cycle from state and federal funds, particularly those funds appropriated or these purposes by the Legislature; and

**WHEREAS**, there are continuing needs throughout the election cycle for both COVID-19 and election security efforts and concomitant costs; and

**WHEREAS**, time is of the essence;

**THEREFORE, BE IT RESOLVED** that the grant application in the form presented to this board and to be submitted to the Office of the Secretary of State is hereby approved; and

**BE IT FURTHER RESOLVED**, that the Board hereby appropriates the required match amount

as indicted in the application for the purposes set forth in the grant application  
**BE IT FURTHER RESOLVED**, that the chief elections officer of the County and staff are directed to submit this approved grant application at the earliest opportunity; and  
**BE IT FURTHER RESOLVED**, that when the grant agreement is provided to the chief elections officer of the county, that person is delegated the authority to execute that agreement and return it to the Office of the Secretary of State without further approval by this Board; and  
**BE IT FINALLY RESOLVED**, that the chief elections officer of the county is hereby authorized to apply for any additional funds made available by the state for the defrayment of costs of efforts to combat COVID-19 in the election process and for the enhancement of election security, and to execute any grant agreements required to access those funds from this date until the general election on November 3, 2020.

**VOTING AYE**

Commissioners

Prestby ☐

Dahl ☐

Bakke ☐

Hindt ☐

Lentz ☐

**VOTING NAY**

Commissioners

Prestby ☐

Dahl ☐

Bakke ☐

Hindt ☐

Lentz ☐

---

STATE OF MINNESOTA  
COUNTY OF FILLMORE

I, Bobbie Hillery, Clerk of the Fillmore County Board of Commissioners, State of Minnesota, do hereby certify that the foregoing resolution is a true and correct copy of a resolution duly passed at a meeting of the Fillmore County Board of Commissioners held on the 28<sup>th</sup> day of July, 2020.

Witness my hand and official seal at Preston, Minnesota the 28<sup>th</sup> day of July, 2020.

SEAL

Bobbie Hillery, Administrator/Clerk  
Fillmore County Board of Commissioners

# **CARES Act Grant Application**

In accordance with the requirements of Minnesota Laws 2020, Chapter 77

**Minnesota Secretary of State Steve Simon**

## **Contents**

- A. Background and General Instructions – Page 1
- B. County Application – Page 3
- C. County Certification – Page 5
- D. Reporting Requirements – Page 6
- E. County Allocation – Page 7
- F. Allocation Formula – Page 9
- G. Default Municipal Allocation – Page 10

## **Section A. Background and General Instructions**

The Office of the Secretary of State (OSS) received funding through the 2020 CARES Act “to prevent, prepare for, and respond to coronavirus, domestically or internationally, for the 2020 Federal election cycle.” Minnesota Laws 2020, Chapter 77, authorized the use of these funds within Minnesota, including allowing for distributing these funds to local governments for use consistent with the state and federal requirements.

A work group including members of the OSS staff, county representatives, and city representatives was tasked with determining a fair, equitable, and efficient way to allocate these funds to local governments through a grant-making process. The work group focused on allocation with these goals in mind:

1. Getting funds to counties/cities/towns directly to help with costs
2. Minimizing the complexity of the disbursement/reimbursement process
3. Sending out funds with direction on how to use and how to report back on use (and 20% match), avoiding a “reimbursement” process
4. Ensuring the state, counties, cities, and towns benefits equitably

The work group recommended, and the OSS adopted, a grant-making structure that provides a block-grant to Counties, with the instruction that Counties work with their municipalities to determine a fair, equitable, and mutually agreeable method for allocating the funds within the County and between municipalities. However, if a County and its encompassed municipalities cannot come to a mutual agreement, a default allocation mechanism is provided. Both the distribution of funds to Counties, and the default municipality distribution, are based on a formula using various election-related factors (see Section F for the allocation formula factors).

## **Application Process**

The OSS has divided the CARES Act funding based on a variety of election-related factors. In order for a County to receive the CARES Act funding allocation, the County must do the following:

1. Complete and return the following materials to the OSS via email and hard copy:
  - a. County Application Information (Section B)

- b. County Certification (Section C)
  - c. A County Resolution Authorizing the Acceptance of Resources
2. Complete and return the grant agreement (the OSS will send this once application materials are received).

### **Distribution of Funds within the County**

Once a County receives the CARES Act funding, the County must work with the municipalities within the County to determine a fair, equitable, and mutually agreeable method for allocating the funds within the County and between municipalities. If an agreement cannot be reached by **September 8, 2020**, the County must distribute the funds based on the default allocation (See Section G).

All Counties receiving CARES Act funds under this agreement must report the allocation of local funding within the County to the OSS by **September 15, 2020**. At the time of this report, Counties must also certify that they have written agreements with municipalities on the distribution, or that the County has utilized the default allocation.

### **Authorized Uses of the CARES Act Funding**

The use of the CARES Act funds is restricted by both Federal and State law. State law outlines the broad categories for which the funds can be used, including:

- (1) ensuring the health and safety of election officials and in-person voters, including the purchase of sanitation and disinfectant supplies;
- (2) public outreach and preparations for implementing social distancing guidelines related to voting, including additional signs and staff;
- (3) facilitation, support, and preparation for increased absentee voting, including voter education materials, printing, and postage;
- (4) preparation of training materials and administration of additional training of local election officials;
- (5) preparation of new polling place locations; and
- (6) purchasing an electronic roster system meeting the technology requirements of Minnesota Statutes, section 201.225, subdivision 2, along with equipment necessary to support the system.

The enabling legislation also specifies that a political subdivision is eligible to use the funds for no more than 75 percent of the total cost of purchasing an electronic roster system and necessary support equipment, and no more than 80 percent of the total cost of any other authorized activities. The OSS will be providing an FAQ on authorized uses of these funds, and any jurisdictions with questions about an authorized use should contact Julie Strother ([julie.strother@state.mn.us](mailto:julie.strother@state.mn.us)).

### **Reporting Requirements**

Counties must report on the use of the funds allocated to the County, including the distribution and use by municipalities within the County by **November 16, 2020** (see reporting materials, Section D).

## Section B. County Application

| County Contact Information                                                                                                                                                                                             |                                                                                                                                   |
|------------------------------------------------------------------------------------------------------------------------------------------------------------------------------------------------------------------------|-----------------------------------------------------------------------------------------------------------------------------------|
| <b>County Name:</b>                                                                                                                                                                                                    |                                                                                                                                   |
| <b>Name of Individual Submitting Application:</b>                                                                                                                                                                      |                                                                                                                                   |
| <b>Title of Individual Submitting Application:</b>                                                                                                                                                                     |                                                                                                                                   |
| <b>Address of Individual Submitting Application:</b>                                                                                                                                                                   |                                                                                                                                   |
| <b>E-Mail of Individual Submitting Application:</b>                                                                                                                                                                    |                                                                                                                                   |
| <b>Phone:</b>                                                                                                                                                                                                          |                                                                                                                                   |
| <b>Fax:</b>                                                                                                                                                                                                            |                                                                                                                                   |
| <b>Federal Tax ID of Jurisdiction:</b>                                                                                                                                                                                 |                                                                                                                                   |
| Grant Application                                                                                                                                                                                                      |                                                                                                                                   |
| <b>Description of the purpose of the grant request, including intended use of the funds and expected COVID-19 election-related costs:</b> <div style="height: 200px; border: 1px solid black; margin-top: 5px;"></div> |                                                                                                                                   |
| <b>Total Amount of Grant Request (cannot exceed the amount identified in Section F):</b>                                                                                                                               | <div style="font-size: 2em; margin-bottom: 5px;">\$</div> <div style="border: 1px solid black; height: 30px; width: 100%;"></div> |



Total Registered Voters Per Precinct within the County

*Please attach a list of the total registered voters per precinct within the County.*

## Section C. Certification

I certify that CARES Act Elections Grant funds will be used the County only for the purposes authorized in the federal CARES Act, as further restricted by Minnesota Laws 2020, Chapter 77.

I certify that I will work with the municipalities within the County to determine a fair, equitable, and mutually agreeable allocation of the funds within the County and between municipalities, and if an agreement cannot be reached, the funds will be distributed pursuant to the OSS identified default allocation.

I further certify that all information provided in this application is true and accurate.

**County Name:** \_\_\_\_\_

**Printed Name of Individual  
Submitting Application:** \_\_\_\_\_

**Title of Applicant:** \_\_\_\_\_

**Signature:** \_\_\_\_\_ **Date:** \_\_\_\_\_

Please send the original application via mail and send an electronic copy. Our office will send you confirmation of receipt of your electronic application or paper application, whichever arrives to the OSS first.

Mail original applications to:

MN Secretary of State  
Attention: Jenny Kurz  
Retirement Systems of Minnesota Building  
60 Empire Dr., Suite 100  
Saint Paul, MN 55103

Email a copy of the application to:

[Christine.Nelson@state.mn.us](mailto:Christine.Nelson@state.mn.us)

## Section D. Reporting Requirements

*Reports must be submitted by November 16, 2020 to [elections.dept@state.mn.us](mailto:elections.dept@state.mn.us)*

| Progress Narrative                                                                                                                                                                                                                                                                                                                                                                                                                                                                                                                                                                                                                                                                                                                     |             |             |
|----------------------------------------------------------------------------------------------------------------------------------------------------------------------------------------------------------------------------------------------------------------------------------------------------------------------------------------------------------------------------------------------------------------------------------------------------------------------------------------------------------------------------------------------------------------------------------------------------------------------------------------------------------------------------------------------------------------------------------------|-------------|-------------|
| <p>The CARES Act requires that states submit a report after each primary and general election that includes a “full accounting of the State’s uses of the payments and an explanation of how such uses allowed the State to prevent, prepare for, and respond to coronavirus.” Please provide a narrative report that describes how you and the municipalities within your county used the funds to address the pandemic, the challenges you faced in responding to it, and how you are meeting the requirement of a local 20% funding match, or 25% local funding match for electronic rosters. Describe the major issues you and the municipalities within your county faced in dealing with the pandemic in the election cycle.</p> |             |             |
|                                                                                                                                                                                                                                                                                                                                                                                                                                                                                                                                                                                                                                                                                                                                        |             |             |
| Amount Expended and Unliquidated Obligations                                                                                                                                                                                                                                                                                                                                                                                                                                                                                                                                                                                                                                                                                           |             |             |
|                                                                                                                                                                                                                                                                                                                                                                                                                                                                                                                                                                                                                                                                                                                                        | Grant Funds | Local Match |
| <b>Voting Process Expenses:</b> Including additional costs for printing and mailing ballots, ballot tracking software, high speed scanners and letter opening equipment, hardware and software associated with absentee ballot administration.                                                                                                                                                                                                                                                                                                                                                                                                                                                                                         |             |             |
| <b>Staffing:</b> Additional poll workers, election office staff diverted to pandemic response, temporary staff.                                                                                                                                                                                                                                                                                                                                                                                                                                                                                                                                                                                                                        |             |             |
| <b>Security and Training:</b> Security for additional absentee materials, pre- and post-election cleaning of polling places, staff and poll worker training on prevention processes.                                                                                                                                                                                                                                                                                                                                                                                                                                                                                                                                                   |             |             |
| <b>Communications:</b> Notifying public of changes in registration, ballot request options, precautions, or voting procedures.                                                                                                                                                                                                                                                                                                                                                                                                                                                                                                                                                                                                         |             |             |
| <b>Supplies:</b> Additional supplies required in the polling place, absentee voting locations, cleaning supplies, masks, or other election-related and pandemic related supplies.                                                                                                                                                                                                                                                                                                                                                                                                                                                                                                                                                      |             |             |
| <b>Other (describe):</b>                                                                                                                                                                                                                                                                                                                                                                                                                                                                                                                                                                                                                                                                                                               |             |             |
| <b>Other (describe):</b>                                                                                                                                                                                                                                                                                                                                                                                                                                                                                                                                                                                                                                                                                                               |             |             |
| <b>TOTAL:</b>                                                                                                                                                                                                                                                                                                                                                                                                                                                                                                                                                                                                                                                                                                                          |             |             |

## Section E. County Allocation

| County            | Formula Alloc<br>Amt for<br>County/MCD<br>Share per<br>Agreement w/<br>MCD | Formula Amt to<br>be Shared with<br>MCDs in County if<br>no Agreement w/<br>MCD | Resulting Amt for<br>County Use |
|-------------------|----------------------------------------------------------------------------|---------------------------------------------------------------------------------|---------------------------------|
| <b>Totals</b>     | <b>\$ 4,990,039.20</b>                                                     | <b>\$ 2,875,164.04</b>                                                          | <b>\$ 2,114,875.16</b>          |
| Aitkin            | \$ 20,588.95                                                               | \$ 8,159.76                                                                     | \$ 12,429.19                    |
| Anoka             | \$ 272,782.08                                                              | \$ 182,066.65                                                                   | \$ 90,715.43                    |
| Becker            | \$ 36,098.76                                                               | \$ 19,563.75                                                                    | \$ 16,535.01                    |
| Beltrami          | \$ 39,429.43                                                               | \$ 18,781.02                                                                    | \$ 20,648.41                    |
| Benton            | \$ 26,454.30                                                               | \$ 14,048.43                                                                    | \$ 12,405.87                    |
| Big Stone         | \$ 6,198.30                                                                | \$ 1,036.54                                                                     | \$ 5,161.76                     |
| Blue Earth        | \$ 51,708.65                                                               | \$ 23,331.77                                                                    | \$ 28,376.87                    |
| Brown             | \$ 24,047.33                                                               | \$ 10,647.14                                                                    | \$ 13,400.18                    |
| Carlton           | \$ 31,684.30                                                               | \$ 15,395.00                                                                    | \$ 16,289.31                    |
| Carver            | \$ 85,912.07                                                               | \$ 45,179.39                                                                    | \$ 40,732.68                    |
| Cass              | \$ 27,765.02                                                               | \$ 9,552.78                                                                     | \$ 18,212.24                    |
| Chippewa          | \$ 12,198.49                                                               | \$ 5,241.51                                                                     | \$ 6,956.98                     |
| Chisago           | \$ 44,761.39                                                               | \$ 24,579.00                                                                    | \$ 20,182.39                    |
| Clay              | \$ 51,591.75                                                               | \$ 27,484.98                                                                    | \$ 24,106.77                    |
| Clearwater        | \$ 17,270.62                                                               | \$ 10,327.36                                                                    | \$ 6,943.26                     |
| Cook              | \$ 6,977.14                                                                | \$ 1,199.37                                                                     | \$ 5,777.77                     |
| Cottonwood        | \$ 21,166.29                                                               | \$ 13,159.41                                                                    | \$ 8,006.88                     |
| Crow Wing         | \$ 59,755.75                                                               | \$ 25,763.02                                                                    | \$ 33,992.73                    |
| Dakota            | \$ 354,248.62                                                              | \$ 195,877.54                                                                   | \$ 158,371.09                   |
| Dodge             | \$ 22,728.44                                                               | \$ 13,246.11                                                                    | \$ 9,482.32                     |
| Douglas           | \$ 39,495.29                                                               | \$ 17,775.21                                                                    | \$ 21,720.08                    |
| Faribault         | \$ 20,267.25                                                               | \$ 11,052.27                                                                    | \$ 9,214.98                     |
| Fillmore          | \$ 26,343.06                                                               | \$ 14,901.84                                                                    | \$ 11,441.23                    |
| Freeborn          | \$ 24,827.45                                                               | \$ 9,208.41                                                                     | \$ 15,619.04                    |
| Goodhue           | \$ 49,377.93                                                               | \$ 28,289.98                                                                    | \$ 21,087.94                    |
| Grant             | \$ 6,212.66                                                                | \$ 705.30                                                                       | \$ 5,507.36                     |
| Hennepin          | \$ 1,117,423.48                                                            | \$ 731,920.00                                                                   | \$ 385,503.48                   |
| Houston           | \$ 22,610.25                                                               | \$ 11,771.54                                                                    | \$ 10,838.71                    |
| Hubbard           | \$ 25,195.46                                                               | \$ 11,182.14                                                                    | \$ 14,013.32                    |
| Isanti            | \$ 32,936.36                                                               | \$ 18,095.40                                                                    | \$ 14,840.96                    |
| Itasca            | \$ 44,284.32                                                               | \$ 19,927.23                                                                    | \$ 24,357.09                    |
| Jackson           | \$ 13,125.04                                                               | \$ 5,978.60                                                                     | \$ 7,146.44                     |
| Kanabec           | \$ 19,642.65                                                               | \$ 11,491.78                                                                    | \$ 8,150.87                     |
| Kandiyohi         | \$ 47,074.65                                                               | \$ 26,652.58                                                                    | \$ 20,422.07                    |
| Kittson           | \$ 6,284.58                                                                | \$ 1,240.30                                                                     | \$ 5,044.28                     |
| Koochiching       | \$ 13,587.64                                                               | \$ 4,312.75                                                                     | \$ 9,274.89                     |
| Lac Qui Parle     | \$ 8,877.61                                                                | \$ 3,046.35                                                                     | \$ 5,831.26                     |
| Lake              | \$ 17,602.37                                                               | \$ 9,206.07                                                                     | \$ 8,396.30                     |
| Lake Of The Woods | \$ 5,241.70                                                                | \$ 676.15                                                                       | \$ 4,565.56                     |
| Le Sueur          | \$ 22,089.68                                                               | \$ 9,852.85                                                                     | \$ 12,236.83                    |
| Lincoln           | \$ 14,820.62                                                               | \$ 9,165.02                                                                     | \$ 5,655.60                     |
| Lyon              | \$ 17,971.64                                                               | \$ 6,956.92                                                                     | \$ 11,014.72                    |

| <b>County</b>   | <b>Formula Alloc<br/>Amt for<br/>County/MCD<br/>Share per<br/>Agreement w/<br/>MCD</b> | <b>Formula Amt to<br/>be Shared with<br/>MCDs in County if<br/>no Agreement w/<br/>MCD</b> | <b>Resulting Amt for<br/>County Use</b> |
|-----------------|----------------------------------------------------------------------------------------|--------------------------------------------------------------------------------------------|-----------------------------------------|
| Mahnomen        | \$ 7,024.54                                                                            | \$ 2,422.60                                                                                | \$ 4,601.93                             |
| Marshall        | \$ 8,624.73                                                                            | \$ 1,150.82                                                                                | \$ 7,473.91                             |
| Martin          | \$ 23,352.21                                                                           | \$ 12,272.85                                                                               | \$ 11,079.36                            |
| Mcleod          | \$ 26,596.10                                                                           | \$ 13,042.99                                                                               | \$ 13,553.10                            |
| Meeker          | \$ 24,368.48                                                                           | \$ 12,867.67                                                                               | \$ 11,500.81                            |
| Mille Lacs      | \$ 24,978.51                                                                           | \$ 13,354.72                                                                               | \$ 11,623.78                            |
| Morrison        | \$ 29,758.17                                                                           | \$ 13,292.64                                                                               | \$ 16,465.53                            |
| Mower           | \$ 32,217.34                                                                           | \$ 16,069.02                                                                               | \$ 16,148.32                            |
| Murray          | \$ 13,821.12                                                                           | \$ 6,812.62                                                                                | \$ 7,008.50                             |
| Nicollet        | \$ 27,493.79                                                                           | \$ 11,444.68                                                                               | \$ 16,049.11                            |
| Nobles          | \$ 20,463.30                                                                           | \$ 9,424.18                                                                                | \$ 11,039.12                            |
| Norman          | \$ 6,624.22                                                                            | \$ 1,131.25                                                                                | \$ 5,492.97                             |
| Olmsted         | \$ 139,222.61                                                                          | \$ 71,385.62                                                                               | \$ 67,836.99                            |
| Otter Tail      | \$ 78,904.02                                                                           | \$ 49,305.95                                                                               | \$ 29,598.06                            |
| Pennington      | \$ 17,529.56                                                                           | \$ 9,422.18                                                                                | \$ 8,107.39                             |
| Pine            | \$ 29,607.74                                                                           | \$ 16,363.81                                                                               | \$ 13,243.93                            |
| Pipestone       | \$ 8,320.52                                                                            | \$ 2,753.16                                                                                | \$ 5,567.36                             |
| Polk            | \$ 27,112.57                                                                           | \$ 12,109.67                                                                               | \$ 15,002.90                            |
| Pope            | \$ 17,194.81                                                                           | \$ 9,061.40                                                                                | \$ 8,133.41                             |
| Ramsey          | \$ 421,304.25                                                                          | \$ 281,413.28                                                                              | \$ 139,890.97                           |
| Red Lake        | \$ 6,575.01                                                                            | \$ 2,219.57                                                                                | \$ 4,355.43                             |
| Redwood         | \$ 31,316.28                                                                           | \$ 20,436.40                                                                               | \$ 10,879.88                            |
| Renville        | \$ 25,067.80                                                                           | \$ 15,630.05                                                                               | \$ 9,437.75                             |
| Rice            | \$ 54,515.92                                                                           | \$ 32,082.42                                                                               | \$ 22,433.50                            |
| Rock            | \$ 9,537.43                                                                            | \$ 3,538.67                                                                                | \$ 5,998.75                             |
| Roseau          | \$ 12,218.49                                                                           | \$ 2,975.74                                                                                | \$ 9,242.74                             |
| Scott           | \$ 108,479.69                                                                          | \$ 68,568.25                                                                               | \$ 39,911.44                            |
| Sherburne       | \$ 62,746.80                                                                           | \$ 37,008.98                                                                               | \$ 25,737.82                            |
| Sibley          | \$ 13,689.12                                                                           | \$ 5,168.39                                                                                | \$ 8,520.73                             |
| St. Louis       | \$ 192,765.61                                                                          | \$ 123,660.78                                                                              | \$ 69,104.83                            |
| Stearns         | \$ 124,273.40                                                                          | \$ 74,877.58                                                                               | \$ 49,395.82                            |
| Steele          | \$ 33,438.05                                                                           | \$ 18,301.40                                                                               | \$ 15,136.65                            |
| Stevens         | \$ 10,055.93                                                                           | \$ 3,455.74                                                                                | \$ 6,600.19                             |
| Swift           | \$ 10,013.59                                                                           | \$ 3,479.61                                                                                | \$ 6,533.98                             |
| Todd            | \$ 32,668.95                                                                           | \$ 20,840.27                                                                               | \$ 11,828.68                            |
| Traverse        | \$ 6,016.40                                                                            | \$ 1,888.49                                                                                | \$ 4,127.92                             |
| Wabasha         | \$ 27,595.38                                                                           | \$ 15,720.18                                                                               | \$ 11,875.20                            |
| Wadena          | \$ 18,927.29                                                                           | \$ 11,078.82                                                                               | \$ 7,848.47                             |
| Waseca          | \$ 19,678.29                                                                           | \$ 10,724.65                                                                               | \$ 8,953.64                             |
| Washington      | \$ 218,118.00                                                                          | \$ 106,273.26                                                                              | \$ 111,844.74                           |
| Watonwan        | \$ 9,039.28                                                                            | \$ 2,935.37                                                                                | \$ 6,103.91                             |
| Wilkin          | \$ 7,922.44                                                                            | \$ 2,658.62                                                                                | \$ 5,263.82                             |
| Winona          | \$ 48,460.08                                                                           | \$ 28,827.42                                                                               | \$ 19,632.66                            |
| Wright          | \$ 98,281.35                                                                           | \$ 61,661.97                                                                               | \$ 36,619.38                            |
| Yellow Medicine | \$ 15,460.67                                                                           | \$ 8,001.08                                                                                | \$ 7,459.59                             |

## Section F. Allocation Formula

### County Block Grant Amount and City/Town Point-of-Reference Amount Factors

This is a high-level review of the calculation and factors considered by the work group in determining the county block grant amount and the city and town point-of-reference amounts. The concept is for the county block grant amount to be distributed by mutual agreement between the county and all the cities/townships within that county.

- \$8.32 million in CARES Act funding
  - 40% allocated to the OSS = \$3.33 million
  - 60% allocated to counties (and cities and townships) = \$4.99 million
- Of the \$4.99 million allocated to the counties (and cities and townships), it is distributed as follows and based on per-unit rates:
  - 2.5% is based on base allocation equally divided to each county = \$1,433.9193
  - 25.0% based on 2018 voter (Primary and General) count = \$0.3527 per voter
  - 20.0% based on 2018 General Absentee Voter count = \$1.7777 per voter
  - 20.0% is based on May 1 registered voter counts = \$0.2942 per voter
  - 20.0% is based on number of polling places = \$347.6168 per polling place
  - 2.5% is based on 2018 population = \$0.0222 per person
  - Precinct-based allocations equate to \$166.2221 per polling place precinct and \$27.3321 per mail ballot precinct
    - 10.0% is based on number of total precincts = \$121.4121 per precinct
    - 2.5% is based on number of polling place precincts = \$44.8100 additional per polling place precinct
    - -2.5% is based on number of mail ballot precincts = reduction of \$94.08 per mail ballot polling place

This results in a range of county block grants of \$5,241.70 to \$1,117,423.48. Median is \$24,827.45 and average is \$57,356.77.

- Of the \$4.99 million allocated to the counties (and cities and townships), the work group recommends the counties and their cities and townships work to distribute the county's block grant funding. If agreement cannot be reached, then the work group provides point-of-reference amounts for each city/township that operates an election day polling place. This totals \$2.875 million.
  - The original 60% county block allocation is split 20% county and 40% cities/townships. The county receives the funding for mail ballot precincts and for absentee voting (if they complete those tasks for the jurisdiction) the under this formula as well.
  - The same factors listed above apply.

This results in a range of distributions of \$30.82 to \$237,630.19. Median is \$589.66 and average is \$1,999.42.

After reducing the county block grant amount by the point-of-reference amounts as listed, the county remaining portions (totaling \$2.1 million) result in a range of \$4,127.92 to \$385,503.48. Median is \$11,623.78 and average is \$24,308.91.

## Section G. Default Municipal Allocation

*To be used if a mutual agreement between the cities and counties cannot be reached.*

| MCDs                | Formula Alloc Amt      |
|---------------------|------------------------|
| <b>Totals</b>       | <b>\$ 2,875,164.04</b> |
| Aastad township     | \$ 440.35              |
| Acoma township      | \$ 720.70              |
| Acton township      | \$ 485.86              |
| Ada city            | \$ 1,131.25            |
| Adams city          | \$ 596.22              |
| Adams township      | \$ 532.17              |
| Adrian city         | \$ 639.11              |
| Afton city          | \$ 2,552.93            |
| Agram township      | \$ 550.63              |
| Aitkin city         | \$ 913.81              |
| Akeley city         | \$ 482.18              |
| Akron township      | \$ 425.98              |
| Alango township     | \$ 456.27              |
| Alaska township     | \$ 441.49              |
| Albany city         | \$ 1,150.62            |
| Albany township     | \$ 636.47              |
| Albert Lea city     | \$ 7,189.89            |
| Alberta township    | \$ 588.17              |
| Albertville city    | \$ 3,369.74            |
| Albion township     | \$ 769.19              |
| Alborn township     | \$ 527.42              |
| Alden township      | \$ 448.21              |
| Aldrich township    | \$ 507.26              |
| Alexandria city     | \$ 6,119.55            |
| Alta Vista township | \$ 438.19              |
| Alton township      | \$ 500.51              |
| Altura city         | \$ 492.44              |
| Amador township     | \$ 656.32              |
| Amboy township      | \$ 424.13              |
| Amherst township    | \$ 463.41              |
| Amo township        | \$ 419.21              |
| Amor township       | \$ 550.22              |
| Andover city        | \$ 16,327.55           |
| Angora township     | \$ 462.98              |
| Ann Lake township   | \$ 494.00              |
| Ann township        | \$ 433.28              |
| Annandale city      | \$ 1,237.07            |
| Anoka city          | \$ 9,180.31            |
| Apple Valley city   | \$ 31,456.38           |
| Appleton city       | \$ 705.58              |
| Arbo township       | \$ 666.22              |
| Arco city           | \$ 406.21              |
| Arden Hills city    | \$ 5,624.79            |
| Arendahl township   | \$ 477.30              |
| Arlington city      | \$ 924.58              |

|                       |             |
|-----------------------|-------------|
| Arlone township       | \$ 476.51   |
| Arna township         | \$ 410.77   |
| Arrowhead township    | \$ 437.85   |
| Arthur township       | \$ 882.66   |
| Ash Lake township     | \$ 434.74   |
| Ashland township      | \$ 478.55   |
| Ashley township       | \$ 444.23   |
| Athens township       | \$ 951.73   |
| Atkinson township     | \$ 510.39   |
| Atwater city          | \$ 656.13   |
| Audubon city          | \$ 498.95   |
| Audubon township      | \$ 556.44   |
| Ault township         | \$ 422.61   |
| Aurdal township       | \$ 865.10   |
| Aurora city           | \$ 1,051.49 |
| Aurora township       | \$ 529.78   |
| Austin city           | \$ 7,777.36 |
| Automba township      | \$ 424.01   |
| Avon city             | \$ 923.49   |
| Avon township         | \$ 1,386.48 |
| Babbitt city          | \$ 1,002.89 |
| Bagley city           | \$ 646.80   |
| Baldwin township      | \$ 2,548.97 |
| Balkan township       | \$ 651.41   |
| Balsam township       | \$ 600.38   |
| Bandon township       | \$ 420.19   |
| Barnesville city      | \$ 1,795.18 |
| Barnum township       | \$ 742.42   |
| Barry township        | \$ 522.34   |
| Bartlett township     | \$ 483.90   |
| Bassett township      | \$ 397.01   |
| Battle Lake city      | \$ 645.04   |
| Baudette city         | \$ 676.15   |
| Baxter city           | \$ 4,073.40 |
| Bayport city          | \$ 1,143.57 |
| Baytown township      | \$ 1,095.04 |
| Bear Creek township   | \$ 421.52   |
| Beatty township       | \$ 559.67   |
| Beaver Bay city       | \$ 420.50   |
| Beaver Bay township   | \$ 912.36   |
| Beaver Falls township | \$ 429.75   |
| Beaver township       | \$ 454.99   |
| Becker city           | \$ 1,495.11 |
| Becker township       | \$ 1,785.36 |
| Bejou city            | \$ 406.12   |
| Belfast township      | \$ 442.97   |
| Belle Creek township  | \$ 541.86   |
| Belle Plaine city     | \$ 2,155.32 |

|                           |              |
|---------------------------|--------------|
| Belle Plaine township     | \$ 666.55    |
| Belle Prairie township    | \$ 568.42    |
| Bellevue township         | \$ 715.27    |
| Beltrami Co. Unorganized  | \$ 1,417.55  |
| Belvidere township        | \$ 522.57    |
| Belview city              | \$ 460.56    |
| Bemidji city              | \$ 5,437.90  |
| Bemidji township          | \$ 1,161.96  |
| Bennington township       | \$ 424.03    |
| Benson city               | \$ 1,694.43  |
| Benton township           | \$ 614.87    |
| Benville township         | \$ 404.78    |
| Bertha city               | \$ 492.35    |
| Bertha township           | \$ 460.69    |
| Bethel city               | \$ 512.27    |
| Big Lake city             | \$ 3,647.75  |
| Big Lake township         | \$ 3,663.34  |
| Bingham Lake city         | \$ 421.22    |
| Birch Cooley township     | \$ 442.94    |
| Birchdale township        | \$ 627.76    |
| Birchwood Village city    | \$ 726.82    |
| Bird Island city          | \$ 648.65    |
| Bird Island township      | \$ 438.83    |
| Biwabik city              | \$ 762.54    |
| Biwabik township          | \$ 692.37    |
| Black Hammer township     | \$ 463.65    |
| Blackberry township       | \$ 652.30    |
| Blackduck city            | \$ 530.27    |
| Blackhoof township        | \$ 696.05    |
| Blaine city               | \$ 35,022.48 |
| Blakeley township         | \$ 525.74    |
| Blomkest city             | \$ 436.47    |
| Blooming Grove township   | \$ 566.02    |
| Blooming Prairie city     | \$ 892.94    |
| Blooming Prairie township | \$ 504.81    |
| Bloomington city          | \$ 41,902.17 |
| Blowers township          | \$ 447.49    |
| Blue Earth city           | \$ 1,915.80  |
| Blue Earth City township  | \$ 505.37    |
| Blue Hill township        | \$ 972.36    |
| Blue Mounds township      | \$ 438.97    |
| Blueberry township        | \$ 611.38    |
| Bluffton city             | \$ 435.34    |
| Bluffton township         | \$ 497.70    |
| Bogus Brook township      | \$ 765.09    |
| Bondin township           | \$ 472.49    |
| Boon Lake township        | \$ 479.09    |
| Borgholm township         | \$ 835.58    |
| Bovey city                | \$ 595.05    |
| Bradford township         | \$ 1,349.17  |
| Braham city               | \$ 1,131.31  |
| Brainerd city             | \$ 6,339.08  |
| Brandon city              | \$ 521.77    |
| Breckenridge city         | \$ 1,791.83  |
| Breezy Point city         | \$ 1,223.64  |

|                       |              |
|-----------------------|--------------|
| Breitung township     | \$ 599.77    |
| Bremen township       | \$ 452.24    |
| Brevator township     | \$ 708.55    |
| Bricelyn city         | \$ 473.92    |
| Bridgewater township  | \$ 1,029.28  |
| Bristol township      | \$ 455.33    |
| Brockway township     | \$ 1,228.08  |
| Brook Park township   | \$ 486.20    |
| Brookfield township   | \$ 423.96    |
| Brooklyn Center city  | \$ 19,827.07 |
| Brooklyn Park city    | \$ 32,545.26 |
| Brooks city           | \$ 412.21    |
| Brookston city        | \$ 400.82    |
| Brookville township   | \$ 433.39    |
| Brooten city          | \$ 278.61    |
| Browerville city      | \$ 539.36    |
| Brownsdale city       | \$ 563.63    |
| Brownston city        | \$ 551.32    |
| Bruce township        | \$ 523.54    |
| Brunswick township    | \$ 738.78    |
| Brush Creek township  | \$ 439.90    |
| Buffalo city          | \$ 6,753.26  |
| Buffalo Lake city     | \$ 507.91    |
| Buffalo township      | \$ 977.32    |
| Buhl city             | \$ 703.49    |
| Bullard township      | \$ 437.57    |
| Burbank township      | \$ 524.77    |
| Burleene township     | \$ 468.56    |
| Burlington township   | \$ 805.31    |
| Burnhamville township | \$ 588.48    |
| Burnsville city       | \$ 23,006.37 |
| Burton township       | \$ 424.94    |
| Burtrum city          | \$ 405.61    |
| Buse township         | \$ 523.69    |
| Butler township       | \$ 460.89    |
| Byron city            | \$ 960.30    |
| Byron township        | \$ 447.05    |
| Cairo township        | \$ 438.54    |
| Caledonia city        | \$ 1,411.20  |
| Cambridge city        | \$ 3,047.06  |
| Cambridge township    | \$ 1,106.38  |
| Camden township       | \$ 651.08    |
| Cameron township      | \$ 413.31    |
| Camp 5 township       | \$ 393.32    |
| Camp Release township | \$ 461.17    |
| Camp township         | \$ 436.84    |
| Canby city            | \$ 775.48    |
| Candor township       | \$ 572.31    |
| Canisteo township     | \$ 578.24    |
| Cannon City township  | \$ 732.78    |
| Cannon Falls city     | \$ 1,964.17  |
| Cannon Falls township | \$ 729.59    |
| Canosia township      | \$ 1,089.23  |
| Carimona township     | \$ 479.17    |
| Carlisle township     | \$ 430.81    |



|                        |              |
|------------------------|--------------|
| Carlos city            | \$ 513.71    |
| Carlos township        | \$ 1,101.10  |
| Carlton city           | \$ 660.84    |
| Carrolton township     | \$ 496.66    |
| Carson township        | \$ 467.60    |
| Carsonville township   | \$ 445.71    |
| Carver city            | \$ 1,687.62  |
| Cascade township       | \$ 2,349.16  |
| Cass Lake city         | \$ 556.12    |
| Castle Rock township   | \$ 794.72    |
| Cedar Lake township    | \$ 1,321.36  |
| Cedar Valley township  | \$ 447.52    |
| Center City city       | \$ 603.14    |
| Center Creek township  | \$ 438.28    |
| Centerville city       | \$ 2,036.85  |
| Ceylon city            | \$ 471.61    |
| Champlin city          | \$ 9,186.03  |
| Chandler city          | \$ 447.36    |
| Chanhassen city        | \$ 11,220.45 |
| Charlestown township   | \$ 431.58    |
| Chaska city            | \$ 8,621.84  |
| Chatfield city         | \$ 1,455.41  |
| Chatfield township     | \$ 539.13    |
| Chatham township       | \$ 822.68    |
| Chengwatana township   | \$ 633.90    |
| Cherry Grove township  | \$ 486.47    |
| Cherry township        | \$ 646.77    |
| Chester township       | \$ 489.91    |
| Chisago City city      | \$ 2,017.63  |
| Chisago Lake township  | \$ 2,285.79  |
| Chisholm city          | \$ 2,118.13  |
| Circle Pines city      | \$ 2,990.83  |
| Clara City city        | \$ 759.41    |
| Claremont city         | \$ 478.68    |
| Claremont township     | \$ 504.50    |
| Clarissa city          | \$ 534.99    |
| Clark township         | \$ 423.03    |
| Clarkfield city        | \$ 572.36    |
| Clear Lake city        | \$ 518.00    |
| Clear Lake township    | \$ 918.14    |
| Clearbrook city        | \$ 505.31    |
| Clearwater city        | \$ 1,178.13  |
| Clearwater township    | \$ 811.12    |
| Clements city          | \$ 416.50    |
| Cleveland city         | \$ 639.11    |
| Cleveland township     | \$ 676.01    |
| Clinton Falls township | \$ 508.62    |
| Clinton township       | \$ 661.21    |
| Clitherall city        | \$ 399.90    |
| Clitherall township    | \$ 562.39    |
| Cloquet city           | \$ 5,497.64  |
| Clover township        | \$ 1,348.83  |
| Cohasset city          | \$ 1,321.83  |
| Cokato city            | \$ 1,084.16  |
| Cokato township        | \$ 772.70    |

|                        |              |
|------------------------|--------------|
| Cold Spring city       | \$ 1,719.74  |
| Coleraine city         | \$ 953.85    |
| Colfax township        | \$ 561.12    |
| Collegeville township  | \$ 662.02    |
| Collinwood township    | \$ 729.41    |
| Cologne city           | \$ 892.42    |
| Columbia Heights city  | \$ 10,783.90 |
| Columbia township      | \$ 503.97    |
| Columbus city          | \$ 2,400.40  |
| Colvin township        | \$ 494.89    |
| Comfort township       | \$ 681.57    |
| Comfrey city           | \$ 844.39    |
| Compton township       | \$ 555.43    |
| Concord township       | \$ 549.50    |
| Cook city              | \$ 601.97    |
| Coon Rapids city       | \$ 31,526.82 |
| Copley township        | \$ 600.11    |
| Corcoran city          | \$ 6,118.87  |
| Corinna township       | \$ 1,214.60  |
| Corliss township       | \$ 542.61    |
| Cormorant township     | \$ 725.53    |
| Cottage Grove city     | \$ 12,788.41 |
| Cotton township        | \$ 552.31    |
| Cottonwood city        | \$ 689.60    |
| Courtland city         | \$ 585.53    |
| Crane Lake township    | \$ 425.42    |
| Credit River township  | \$ 2,069.10  |
| Crooked Creek township | \$ 451.93    |
| Crooks township        | \$ 436.60    |
| Crookston city         | \$ 3,660.33  |
| Crosby city            | \$ 1,002.43  |
| Crosby township        | \$ 409.69    |
| Crosslake city         | \$ 1,238.56  |
| Crow Wing township     | \$ 1,306.07  |
| Crystal city           | \$ 11,093.33 |
| Culver township        | \$ 452.53    |
| Daggett Brook township | \$ 539.43    |
| Dahlgren township      | \$ 1,132.41  |
| Dailey township        | \$ 439.13    |
| Dakota city            | \$ 474.29    |
| Dalbo township         | \$ 589.89    |
| Dale township          | \$ 426.40    |
| Dalton city            | \$ 452.90    |
| Dane Prairie township  | \$ 685.97    |
| Darwin city            | \$ 471.08    |
| Dassel city            | \$ 768.75    |
| Dassel township        | \$ 854.46    |
| Dawson city            | \$ 827.94    |
| Dayton city            | \$ 3,538.11  |
| Dead Lake township     | \$ 537.58    |
| Decoria township       | \$ 715.73    |
| Deephaven city         | \$ 14,823.03 |
| Deer Creek city        | \$ 452.87    |
| Deer Creek township    | \$ 473.81    |
| Deer River city        | \$ 951.56    |

|                            |              |
|----------------------------|--------------|
| Deer River township        | \$ 943.75    |
| Deerfield township         | \$ 540.72    |
| Deerwood township          | \$ 862.41    |
| Delafield township         | \$ 457.07    |
| Delano city                | \$ 3,031.21  |
| Delavan city               | \$ 428.04    |
| Delavan township           | \$ 474.35    |
| Delhi city                 | \$ 396.41    |
| Delhi township             | \$ 461.92    |
| Dell Grove township        | \$ 586.41    |
| Dellwood city              | \$ 792.88    |
| Denmark township           | \$ 976.14    |
| Dennison city              | \$ 227.62    |
| Dent city                  | \$ 425.70    |
| Des Moines River township  | \$ 423.80    |
| Des Moines township        | \$ 458.72    |
| Detroit Lakes city         | \$ 3,471.12  |
| Detroit township           | \$ 1,654.76  |
| Dewald township            | \$ 468.90    |
| Dexter city                | \$ 472.95    |
| Dexter township            | \$ 465.94    |
| Diamond Lake township      | \$ 426.55    |
| Dilworth city              | \$ 1,466.54  |
| Dodge Center city          | \$ 1,331.82  |
| Dora township              | \$ 621.13    |
| Douglas township           | \$ 603.70    |
| Dover city                 | \$ 569.27    |
| Dover township             | \$ 491.05    |
| Dovray township            | \$ 430.41    |
| Dovre township             | \$ 1,105.05  |
| Drammen township           | \$ 408.58    |
| Dresbach township          | \$ 534.39    |
| Dryden township            | \$ 468.48    |
| Duluth city                | \$ 45,027.34 |
| Duluth township            | \$ 1,080.15  |
| Dunbar township            | \$ 448.97    |
| Dundas city                | \$ 837.87    |
| Dunn township              | \$ 671.46    |
| Dunnell city               | \$ 419.82    |
| Eagan city                 | \$ 27,764.93 |
| Eagle Bend city            | \$ 500.28    |
| Eagle Lake city            | \$ 1,165.94  |
| Eagle Lake township        | \$ 518.37    |
| Eagle Valley township      | \$ 487.04    |
| East Bethel city           | \$ 5,128.27  |
| East Grand Forks city      | \$ 4,407.91  |
| East Gull Lake city        | \$ 977.57    |
| East Lake Lillian township | \$ 429.63    |
| East Side township         | \$ 594.42    |
| Eastern township           | \$ 458.42    |
| Echo city                  | \$ 441.77    |
| Eckles township            | \$ 767.23    |
| Eddy township              | \$ 468.48    |
| Eden Lake township         | \$ 825.61    |
| Eden Prairie city          | \$ 40,291.20 |

|                        |              |
|------------------------|--------------|
| Eden Valley city       | \$ 959.72    |
| Edgerton city          | \$ 712.64    |
| Edina city             | \$ 25,822.31 |
| Edna township          | \$ 668.79    |
| Edwards township       | \$ 458.97    |
| Effington township     | \$ 457.23    |
| Eglon township         | \$ 561.54    |
| Eitzen city            | \$ 455.37    |
| Elba city              | \$ 421.21    |
| Elba township          | \$ 477.95    |
| Elbow Lake city        | \$ 705.30    |
| Elgin city             | \$ 645.34    |
| Elgin township         | \$ 581.50    |
| Elizabeth city         | \$ 422.71    |
| Elizabeth township     | \$ 631.49    |
| Elk River city         | \$ 12,339.97 |
| Elko New Market city   | \$ 1,560.38  |
| Elkton township        | \$ 474.29    |
| Ellington township     | \$ 454.90    |
| Ellsburg township      | \$ 457.16    |
| Elmdale township       | \$ 649.26    |
| Elmer township         | \$ 420.66    |
| Elmira township        | \$ 492.46    |
| Elmo township          | \$ 459.54    |
| Elmore township        | \$ 433.38    |
| Elmwood township       | \$ 498.43    |
| Ely city               | \$ 1,907.59  |
| Elysian city           | \$ 310.88    |
| Elysian township       | \$ 743.82    |
| Embarrass township     | \$ 595.77    |
| Emerald township       | \$ 453.60    |
| Emily city             | \$ 683.55    |
| Empire township        | \$ 1,195.51  |
| Erhard city            | \$ 411.69    |
| Erhards Grove township | \$ 509.15    |
| Ericson township       | \$ 441.44    |
| Erie township          | \$ 895.90    |
| Erin township          | \$ 645.69    |
| Eureka township        | \$ 841.31    |
| Evansville city        | \$ 543.75    |
| Evansville township    | \$ 453.63    |
| Eveleth city           | \$ 1,923.18  |
| Everts township        | \$ 668.84    |
| Excelsior city         | \$ 6,341.63  |
| Eyota city             | \$ 896.87    |
| Eyota township         | \$ 532.03    |
| Fahlun township        | \$ 493.57    |
| Fair Haven township    | \$ 830.33    |
| Fairbanks township     | \$ 413.55    |
| Fairfax city           | \$ 660.32    |
| Fairmont city          | \$ 5,262.33  |
| Fairview township      | \$ 670.73    |
| Falcon Heights city    | \$ 3,126.37  |
| Falk township          | \$ 434.22    |
| Fall Lake township     | \$ 646.40    |

|                           |              |
|---------------------------|--------------|
| Farden township           | \$ 1,039.52  |
| Faribault city            | \$ 6,247.18  |
| Farm Island township      | \$ 768.50    |
| Farmington city           | \$ 7,828.00  |
| Farmington township       | \$ 505.94    |
| Fawn Lake township        | \$ 522.20    |
| Fayal township            | \$ 1,107.05  |
| Featherstone township     | \$ 641.82    |
| Felton city               | \$ 430.08    |
| Fergus Falls city         | \$ 6,805.14  |
| Fergus Falls township     | \$ 588.78    |
| Fern township             | \$ 463.92    |
| Fertile city              | \$ 582.46    |
| Field township            | \$ 501.78    |
| Fifty Lakes city          | \$ 567.98    |
| Fillmore township         | \$ 525.59    |
| Fine Lakes township       | \$ 424.56    |
| Finlayson township        | \$ 501.31    |
| Fish Lake township        | \$ 1,046.12  |
| Fleming township          | \$ 500.22    |
| Flora township            | \$ 438.59    |
| Florence township         | \$ 903.94    |
| Florida township          | \$ 413.53    |
| Flowing township          | \$ 408.01    |
| Folden township           | \$ 463.84    |
| Foley city                | \$ 940.44    |
| Forada city               | \$ 438.36    |
| Ford township             | \$ 441.07    |
| Forest Lake city          | \$ 7,478.80  |
| Forest Prairie township   | \$ 626.02    |
| Forest township           | \$ 797.92    |
| Foreston city             | \$ 499.67    |
| Forestville township      | \$ 492.22    |
| Fort Ripley township      | \$ 680.48    |
| Fort Snelling Unorganized | \$ 449.85    |
| Fortier township          | \$ 404.23    |
| Fosston city              | \$ 719.09    |
| Foster township           | \$ 458.08    |
| Franconia township        | \$ 930.75    |
| Franklin city             | \$ 481.39    |
| Franklin township         | \$ 1,272.97  |
| Frazee city               | \$ 654.96    |
| Fredenberg township       | \$ 901.36    |
| Freedom township          | \$ 481.44    |
| Freeman township          | \$ 523.89    |
| Freeport city             | \$ 558.25    |
| Fremont township          | \$ 474.66    |
| French Lake township      | \$ 739.55    |
| French township           | \$ 604.83    |
| Friberg township          | \$ 620.54    |
| Fridley city              | \$ 14,192.74 |
| Friendship township       | \$ 446.61    |
| Frohn township            | \$ 839.90    |
| Frost city                | \$ 431.61    |
| Fulda city                | \$ 769.33    |

|                        |              |
|------------------------|--------------|
| Gales township         | \$ 418.07    |
| Garfield city          | \$ 457.80    |
| Garrison township      | \$ 665.77    |
| Gaylord city           | \$ 896.18    |
| Gem Lake city          | \$ 586.68    |
| Genessee township      | \$ 502.52    |
| Georgetown township    | \$ 416.75    |
| Germania township      | \$ 468.19    |
| Germantown township    | \$ 782.93    |
| Gibbon city            | \$ 570.71    |
| Gilbert city           | \$ 1,051.86  |
| Gillford township      | \$ 513.32    |
| Gilmanton township     | \$ 618.39    |
| Girard township        | \$ 653.59    |
| Glasgow township       | \$ 453.50    |
| Glencoe city           | \$ 2,742.34  |
| Glendorado township    | \$ 601.00    |
| Glenwood city          | \$ 1,422.22  |
| Glenwood township      | \$ 721.71    |
| Glyndon city           | \$ 679.40    |
| Glyndon township       | \$ 476.44    |
| Gnesen township        | \$ 980.58    |
| Golden Valley city     | \$ 11,544.26 |
| Gonvick city           | \$ 453.33    |
| Goodhue city           | \$ 668.49    |
| Goodhue township       | \$ 543.28    |
| Goodland township      | \$ 537.28    |
| Goodview city          | \$ 2,111.43  |
| Gordon township        | \$ 577.63    |
| Gorman township        | \$ 517.98    |
| Graceville city        | \$ 556.28    |
| Graham township        | \$ 542.54    |
| Granada city           | \$ 453.74    |
| Grand Lake township    | \$ 1,246.11  |
| Grand Marais city      | \$ 1,199.37  |
| Grand Meadow city      | \$ 655.85    |
| Grand Rapids city      | \$ 4,431.35  |
| Granite Falls city     | \$ 1,449.55  |
| Granite Falls township | \$ 802.07    |
| Granite Ledge township | \$ 588.37    |
| Granite Rock township  | \$ 435.44    |
| Granite township       | \$ 511.25    |
| Grant city             | \$ 1,842.45  |
| Grant Valley township  | \$ 934.24    |
| Grass Lake township    | \$ 637.56    |
| Grasston city          | \$ 414.33    |
| Great Bend township    | \$ 479.09    |
| Great Scott township   | \$ 518.11    |
| Green Lake township    | \$ 914.49    |
| Green Valley township  | \$ 481.51    |
| Greenbush city         | \$ 598.10    |
| Greenbush township     | \$ 713.18    |
| Greenfield city        | \$ 1,435.91  |
| Greenfield township    | \$ 803.94    |
| Greenleaf township     | \$ 595.80    |

|                            |              |
|----------------------------|--------------|
| Greenvale township         | \$ 647.19    |
| Greenwood city             | \$ 671.15    |
| Greenwood township         | \$ 1,164.86  |
| Grey Cloud Island township | \$ 481.71    |
| Grey Eagle city            | \$ 463.41    |
| Grey Eagle township        | \$ 569.46    |
| Grove City city            | \$ 512.79    |
| Grove Lake township        | \$ 461.47    |
| Guthrie township           | \$ 539.59    |
| Hagali township            | \$ 480.10    |
| Halden township            | \$ 422.99    |
| Hallock city               | \$ 659.29    |
| Ham Lake city              | \$ 8,754.94  |
| Hamburg city               | \$ 526.70    |
| Hammer township            | \$ 433.57    |
| Hampton city               | \$ 540.96    |
| Hampton township           | \$ 651.04    |
| Hancock township           | \$ 480.53    |
| Hanover city               | \$ 1,896.25  |
| Hansonville township       | \$ 406.69    |
| Harmony city               | \$ 678.36    |
| Harmony township           | \$ 468.13    |
| Harris city                | \$ 700.42    |
| Harris township            | \$ 1,492.33  |
| Harrison township          | \$ 562.15    |
| Hart Lake township         | \$ 878.03    |
| Hart township              | \$ 463.69    |
| Hartford township          | \$ 534.43    |
| Hastings city              | \$ 14,337.21 |
| Havana township            | \$ 553.65    |
| Haven township             | \$ 1,002.83  |
| Haverhill township         | \$ 881.16    |
| Hawk Creek township        | \$ 444.92    |
| Hawley city                | \$ 904.52    |
| Hay Brook township         | \$ 449.68    |
| Hay Creek township         | \$ 688.76    |
| Hayfield city              | \$ 700.13    |
| Hayfield township          | \$ 520.21    |
| Hayward township           | \$ 495.36    |
| Hector city                | \$ 621.08    |
| Height of Land township    | \$ 572.62    |
| Helena township            | \$ 940.96    |
| Henderson city             | \$ 646.28    |
| Hendricks city             | \$ 538.14    |
| Hendricks township         | \$ 441.98    |
| Henning city               | \$ 595.09    |
| Henning township           | \$ 490.29    |
| Henrietta township         | \$ 853.27    |
| Henryville township        | \$ 429.37    |
| Hermantown city            | \$ 5,144.23  |
| Heron Lake city            | \$ 525.79    |
| Hewitt city                | \$ 440.10    |
| Hibbing city               | \$ 8,247.89  |
| Hickory township           | \$ 404.93    |
| High Forest township       | \$ 688.06    |

|                          |              |
|--------------------------|--------------|
| Highland township        | \$ 508.17    |
| Highland township        | \$ 428.58    |
| Highwater township       | \$ 429.53    |
| Hillman township         | \$ 505.51    |
| Hills city               | \$ 522.96    |
| Hillsdale township       | \$ 528.86    |
| Hilltop city             | \$ 511.49    |
| Hinckley city            | \$ 727.43    |
| Hinckley township        | \$ 584.36    |
| Hines township           | \$ 567.37    |
| Hobart township          | \$ 646.66    |
| Hokah city               | \$ 537.70    |
| Hokah township           | \$ 535.38    |
| Holden township          | \$ 521.60    |
| Holding township         | \$ 723.59    |
| Holdingford city         | \$ 577.39    |
| Holland township         | \$ 490.42    |
| Hollywood township       | \$ 695.10    |
| Holmes City township     | \$ 654.89    |
| Holmesville township     | \$ 544.37    |
| Holst township           | \$ 478.78    |
| Holt township            | \$ 467.92    |
| Homer township           | \$ 804.07    |
| Homestead township       | \$ 474.88    |
| Honner township          | \$ 396.90    |
| Hope township            | \$ 453.50    |
| Hopkins city             | \$ 10,081.79 |
| Hornet township          | \$ 433.54    |
| Houston city             | \$ 628.71    |
| Houston township         | \$ 508.66    |
| Howard Lake city         | \$ 866.88    |
| Hoyt Lakes city          | \$ 1,172.98  |
| Hubbard township         | \$ 616.42    |
| Hugo city                | \$ 6,129.66  |
| Huntersville township    | \$ 413.66    |
| Hutchinson city          | \$ 5,753.69  |
| Ideal township           | \$ 817.79    |
| Independence city        | \$ 2,229.54  |
| Industrial township      | \$ 594.59    |
| Inman township           | \$ 449.87    |
| International Falls city | \$ 2,487.72  |
| Inver Grove Heights city | \$ 22,295.64 |
| Iona city                | \$ 428.87    |
| Iona township            | \$ 459.97    |
| Iosco township           | \$ 568.06    |
| Ironton city             | \$ 529.05    |
| Irving township          | \$ 712.20    |
| Isanti city              | \$ 2,243.34  |
| Isanti township          | \$ 1,051.99  |
| Isle city                | \$ 611.11    |
| Isle Harbor township     | \$ 539.86    |
| Itasca township          | \$ 425.67    |
| Ivanhoe city             | \$ 549.76    |
| Jackson city             | \$ 1,641.29  |
| Jackson township         | \$ 703.88    |

|                             |             |
|-----------------------------|-------------|
| Janesville city             | \$ 1,003.53 |
| Janesville township         | \$ 547.73   |
| Jeffers city                | \$ 452.68   |
| Jefferson township          | \$ 412.24   |
| Jevne township              | \$ 472.18   |
| Johnsonville township       | \$ 408.12   |
| Jordan city                 | \$ 2,616.88 |
| Jordan township             | \$ 481.74   |
| Kabetogama township         | \$ 433.90   |
| Kalmar township             | \$ 728.77   |
| Kanabec township            | \$ 596.25   |
| Kandiyohi city              | \$ 528.47   |
| Kandiyohi township          | \$ 570.46   |
| Kandota township            | \$ 604.04   |
| Karlstad city               | \$ 581.01   |
| Kasota city                 | \$ 544.13   |
| Kasson city                 | \$ 2,694.65 |
| Kathio township             | \$ 720.52   |
| Keewatin city               | \$ 679.24   |
| Kellogg city                | \$ 522.08   |
| Kelsey township             | \$ 424.05   |
| Kensington city             | \$ 455.49   |
| Kenyon city                 | \$ 891.19   |
| Kenyon township             | \$ 491.62   |
| Kerkhoven city              | \$ 564.90   |
| Kiester city                | \$ 523.95   |
| Kiester township            | \$ 448.56   |
| Kilkenny township           | \$ 502.56   |
| Kimball city                | \$ 566.43   |
| Kingman township            | \$ 432.91   |
| Kingston township           | \$ 735.40   |
| Kinney city                 | \$ 416.23   |
| Kintire township            | \$ 431.20   |
| Knife Lake township         | \$ 729.53   |
| Koochiching Co. Unorganized | \$ 929.00   |
| Kragnes township            | \$ 464.00   |
| Krain township              | \$ 626.22   |
| Kroschel township           | \$ 443.92   |
| Kugler township             | \$ 440.94   |
| La Crescent city            | \$ 1,959.23 |
| La Crescent township        | \$ 782.86   |
| La Garde township           | \$ 426.48   |
| La Prairie city             | \$ 578.18   |
| La Prairie township         | \$ 445.66   |
| Lake Andrew township        | \$ 766.89   |
| Lake Benton city            | \$ 549.86   |
| Lake Benton township        | \$ 436.95   |
| Lake City city              | \$ 3,021.51 |
| Lake Co. Unorganized        | \$ 2,188.92 |
| Lake Crystal city           | \$ 1,039.52 |
| Lake Elizabeth township     | \$ 437.19   |
| Lake Elmo city              | \$ 4,014.39 |
| Lake Eunice township        | \$ 842.37   |
| Lake Fremont township       | \$ 433.03   |
| Lake George township        | \$ 507.71   |

|                           |              |
|---------------------------|--------------|
| Lake Hattie township      | \$ 436.08    |
| Lake Lillian township     | \$ 435.67    |
| Lake Mary township        | \$ 767.49    |
| Lake Park city            | \$ 543.11    |
| Lake Park township        | \$ 518.08    |
| Lake Sarah township       | \$ 513.05    |
| Lake Shore city           | \$ 1,017.23  |
| Lake St. Croix Beach city | \$ 749.89    |
| Lake Stay township        | \$ 423.99    |
| Lake township             | \$ 516.35    |
| Lake View township        | \$ 899.53    |
| Lake Wilson city          | \$ 466.01    |
| Lakefield city            | \$ 1,146.99  |
| Lakeland city             | \$ 976.91    |
| Lakeland Shores city      | \$ 495.88    |
| Lakeport township         | \$ 1,001.29  |
| Lakeside township         | \$ 1,007.18  |
| Laketown township         | \$ 945.72    |
| Lakeville city            | \$ 24,826.21 |
| Lakewood township         | \$ 1,130.29  |
| Lakin township            | \$ 494.20    |
| Lamberton city            | \$ 586.83    |
| Lamberton township        | \$ 437.63    |
| Landfall city             | \$ 502.07    |
| Lanesboro city            | \$ 658.63    |
| Lauderdale city           | \$ 1,389.48  |
| Lavell township           | \$ 470.49    |
| Le Center city            | \$ 921.27    |
| Le Ray township           | \$ 598.36    |
| Le Roy city               | \$ 629.87    |
| Le Roy township           | \$ 478.37    |
| Le Sauk township          | \$ 863.29    |
| Le Sueur city             | \$ 1,699.06  |
| Leaf Lake township        | \$ 559.36    |
| Leaf Mountain township    | \$ 471.43    |
| Leaf River township       | \$ 851.82    |
| Leaf Valley township      | \$ 540.13    |
| Lee township              | \$ 397.99    |
| Leiding township          | \$ 504.94    |
| Lemond township           | \$ 529.42    |
| Lengby city               | \$ 406.52    |
| Lent township             | \$ 1,319.34  |
| Leon township             | \$ 1,155.71  |
| Leslie township           | \$ 563.19    |
| Lester Prairie city       | \$ 812.20    |
| Leven township            | \$ 556.34    |
| Lewiston city             | \$ 749.85    |
| Lexington city            | \$ 980.55    |
| Lexington township        | \$ 623.79    |
| Liberty township          | \$ 582.82    |
| Lida township             | \$ 645.74    |
| Lilydale city             | \$ 814.51    |
| Limestone township        | \$ 427.36    |
| Linden Grove township     | \$ 419.15    |
| Lindstrom city            | \$ 1,828.54  |

|                          |              |
|--------------------------|--------------|
| Lino Lakes city          | \$ 11,220.30 |
| Linwood township         | \$ 3,056.24  |
| Lismore city             | \$ 433.91    |
| Lismore township         | \$ 416.16    |
| Litchfield city          | \$ 3,344.30  |
| Litchfield township      | \$ 637.83    |
| Little Canada city       | \$ 5,685.42  |
| Little Elk township      | \$ 457.26    |
| Little Falls city        | \$ 3,297.38  |
| Little Falls township    | \$ 873.34    |
| Little Sauk township     | \$ 590.82    |
| Livonia township         | \$ 2,739.16  |
| Lodi township            | \$ 451.88    |
| Lone Pine township       | \$ 552.11    |
| Long Beach city          | \$ 510.62    |
| Long Lake city           | \$ 1,168.46  |
| Long Prairie city        | \$ 969.29    |
| Long Prairie township    | \$ 618.36    |
| Lonsdale city            | \$ 1,394.37  |
| Loretto city             | \$ 682.65    |
| Louisville township      | \$ 791.46    |
| Lowry city               | \$ 465.00    |
| Lucan city               | \$ 431.41    |
| Luverne city             | \$ 2,534.15  |
| Lyle city                | \$ 509.93    |
| Lyle township            | \$ 482.48    |
| Lynden township          | \$ 945.07    |
| Lyons township           | \$ 435.19    |
| Mabel city               | \$ 552.59    |
| Macville township        | \$ 430.32    |
| Madelia city             | \$ 848.99    |
| Madison city             | \$ 842.90    |
| Madison Lake city        | \$ 723.95    |
| Mahnomen city            | \$ 651.70    |
| Mahtomedi city           | \$ 3,436.59  |
| Maine Prairie township   | \$ 931.97    |
| Maine township           | \$ 613.17    |
| Malmo township           | \$ 494.96    |
| Manannah township        | \$ 520.06    |
| Mankato city             | \$ 16,172.46 |
| Mantorville city         | \$ 709.14    |
| Mantorville township     | \$ 940.10    |
| Maple Grove city         | \$ 40,466.78 |
| Maple Grove township     | \$ 1,090.94  |
| Maple Lake city          | \$ 954.21    |
| Maple Lake township      | \$ 1,417.25  |
| Maple Plain city         | \$ 1,151.61  |
| Maple Ridge township     | \$ 610.37    |
| Maple township           | \$ 488.10    |
| Mapleton city            | \$ 812.70    |
| Maplewood city           | \$ 20,552.90 |
| Maplewood township       | \$ 469.25    |
| Marble township          | \$ 423.25    |
| Marcell township         | \$ 536.54    |
| Marine on St. Croix city | \$ 683.57    |

|                         |               |
|-------------------------|---------------|
| Marion township         | \$ 1,929.61   |
| Marsh Creek township    | \$ 420.20     |
| Marshall city           | \$ 4,189.31   |
| Marshan township        | \$ 741.36     |
| Marshfield township     | \$ 440.72     |
| Martin township         | \$ 481.57     |
| Martinsburg township    | \$ 421.44     |
| Marysville township     | \$ 957.67     |
| Maxwell township        | \$ 431.29     |
| May township            | \$ 2,039.43   |
| Mayer city              | \$ 950.10     |
| Mayhew Lake township    | \$ 615.58     |
| Maynard city            | \$ 481.02     |
| Mayville township       | \$ 475.08     |
| Maywood township        | \$ 635.55     |
| Mazeppa city            | \$ 599.97     |
| Mazeppa township        | \$ 608.51     |
| McDavitt township       | \$ 532.22     |
| McGregor township       | \$ 409.95     |
| Meadowlands city        | \$ 406.76     |
| Meadowlands township    | \$ 480.41     |
| Medford city            | \$ 694.65     |
| Medford township        | \$ 531.69     |
| Medicine Lake city      | \$ 525.74     |
| Medina city             | \$ 4,062.54   |
| Melrose city            | \$ 1,387.22   |
| Melville township       | \$ 434.86     |
| Menahga city            | \$ 722.43     |
| Mendota city            | \$ 441.62     |
| Mendota Heights city    | \$ 6,281.41   |
| Meriden township        | \$ 559.76     |
| Merton township         | \$ 484.05     |
| Middletown township     | \$ 439.94     |
| Middleville township    | \$ 680.30     |
| Midway township         | \$ 1,316.06   |
| Milaca city             | \$ 1,131.65   |
| Milaca township         | \$ 820.51     |
| Millerville township    | \$ 491.21     |
| Millwood township       | \$ 673.57     |
| Milo township           | \$ 774.66     |
| Milroy city             | \$ 433.75     |
| Milton township         | \$ 600.05     |
| Miltona city            | \$ 488.50     |
| Miltona township        | \$ 676.37     |
| Minden township         | \$ 1,208.60   |
| Minerva township        | \$ 447.94     |
| Minneapolis city        | \$ 237,630.19 |
| Minneola township       | \$ 587.84     |
| Minneota city           | \$ 744.12     |
| Minneota township       | \$ 458.09     |
| Minnesota Lake city     | \$ 292.90     |
| Minnesota Lake township | \$ 433.94     |
| Minnetonka Beach city   | \$ 778.28     |
| Minnetonka city         | \$ 40,203.27  |
| Minnetrista city        | \$ 5,357.81   |

|                             |    |           |
|-----------------------------|----|-----------|
| Minnewaska township         | \$ | 548.76    |
| Mission Creek township      | \$ | 519.08    |
| Mission township            | \$ | 679.16    |
| Money Creek township        | \$ | 557.23    |
| Montevideo city             | \$ | 2,072.07  |
| Montgomery city             | \$ | 1,159.24  |
| Monticello city             | \$ | 5,247.87  |
| Monticello township         | \$ | 1,313.69  |
| Montrose city               | \$ | 1,203.53  |
| Moorhead city               | \$ | 15,085.43 |
| Moose Creek township        | \$ | 456.97    |
| Moose Lake city             | \$ | 809.44    |
| Moose Lake township         | \$ | 677.24    |
| Mora city                   | \$ | 1,218.25  |
| Moran township              | \$ | 534.87    |
| Moranville township         | \$ | 608.64    |
| Morcom township             | \$ | 407.83    |
| Morgan city                 | \$ | 589.40    |
| Morgan township             | \$ | 444.41    |
| Morken township             | \$ | 439.97    |
| Morrill township            | \$ | 539.27    |
| Morris city                 | \$ | 3,455.74  |
| Morristown city             | \$ | 631.87    |
| Morristown township         | \$ | 568.60    |
| Morse township              | \$ | 1,794.12  |
| Morton city                 | \$ | 466.61    |
| Motley city                 | \$ | 272.46    |
| Mound city                  | \$ | 5,698.68  |
| Mounds View city            | \$ | 6,033.09  |
| Mount Pleasant township     | \$ | 501.02    |
| Mountain Iron city          | \$ | 1,912.65  |
| Mountain Lake city          | \$ | 916.43    |
| Mountain Lake township      | \$ | 458.92    |
| Mud Lake Unorganized        | \$ | 380.75    |
| Munch township              | \$ | 457.51    |
| Nashwauk city               | \$ | 657.80    |
| Nashwauk township (balance) | \$ | 608.93    |
| Nelson city                 | \$ | 424.08    |
| Nerstrand city              | \$ | 472.67    |
| Nessel township             | \$ | 1,003.44  |
| New Avon township           | \$ | 433.99    |
| New Brighton city           | \$ | 14,095.19 |
| New Germany city            | \$ | 488.47    |
| New Hartford township       | \$ | 631.32    |
| New Haven township          | \$ | 783.66    |
| New Hope city               | \$ | 11,728.74 |
| New Independence township   | \$ | 478.67    |
| New London city             | \$ | 753.56    |
| New London township         | \$ | 1,365.40  |
| New Market township         | \$ | 1,531.49  |
| New Prague city             | \$ | 2,792.44  |
| New Richland city           | \$ | 678.81    |
| New Ulm city                | \$ | 6,909.94  |
| New York Mills city         | \$ | 636.55    |
| Newport city                | \$ | 1,313.75  |

|                            |    |           |
|----------------------------|----|-----------|
| Newry township             | \$ | 488.78    |
| Newton township            | \$ | 600.84    |
| Nicollet city              | \$ | 681.22    |
| Nidaros township           | \$ | 506.70    |
| Nininger township          | \$ | 665.96    |
| Nisswa city                | \$ | 1,115.27  |
| Nokay Lake township        | \$ | 644.12    |
| Nora township              | \$ | 940.61    |
| Norden township            | \$ | 481.48    |
| Nordland township          | \$ | 746.45    |
| Norman township            | \$ | 451.48    |
| Normanna township          | \$ | 633.45    |
| North Branch city          | \$ | 3,752.56  |
| North Branch township      | \$ | 916.61    |
| North Germany township     | \$ | 458.07    |
| North Hero township        | \$ | 422.42    |
| North Mankato city         | \$ | 5,781.55  |
| North Oaks city            | \$ | 3,931.48  |
| North St. Paul city        | \$ | 5,682.47  |
| North Star township        | \$ | 466.89    |
| North township             | \$ | 552.82    |
| Northern township          | \$ | 1,824.61  |
| Northfield city            | \$ | 12,415.20 |
| Northfield township        | \$ | 656.40    |
| Northland township         | \$ | 436.80    |
| Northrop city              | \$ | 436.56    |
| Norton township            | \$ | 519.60    |
| Norway Lake township       | \$ | 481.22    |
| Norway township            | \$ | 480.48    |
| Norwegian Grove township   | \$ | 473.95    |
| Norwood Young America city | \$ | 1,340.41  |
| Nowthen city               | \$ | 2,547.89  |
| Oak Grove city             | \$ | 5,072.59  |
| Oak Park Heights city      | \$ | 10,300.67 |
| Oak Valley township        | \$ | 462.55    |
| Oakdale city               | \$ | 2,148.09  |
| Ogema township             | \$ | 459.26    |
| Ogilvie city               | \$ | 467.20    |
| Olivia city                | \$ | 986.44    |
| Omro township              | \$ | 413.54    |
| Onamia city                | \$ | 551.31    |
| Onamia township            | \$ | 518.31    |
| Orange township            | \$ | 476.39    |
| Orion township             | \$ | 541.83    |
| Orono city                 | \$ | 6,259.91  |
| Oronoco city               | \$ | 841.03    |
| Oronoco township           | \$ | 1,086.46  |
| Orr city                   | \$ | 459.00    |
| Orrook township            | \$ | 1,359.12  |
| Orton township             | \$ | 433.79    |
| Ortonville city            | \$ | 480.27    |
| Orwell township            | \$ | 435.47    |
| Osage township             | \$ | 597.04    |
| Osakis city                | \$ | 1,162.42  |
| Osakis township            | \$ | 568.29    |

|                          |              |
|--------------------------|--------------|
| Osceola township         | \$ 419.83    |
| Oshkosh township         | \$ 442.28    |
| Osseo city               | \$ 1,518.25  |
| Otsego city              | \$ 6,719.94  |
| Otter Tail township      | \$ 582.61    |
| Ottertail city           | \$ 575.11    |
| Otto township            | \$ 549.08    |
| Owatonna city            | \$ 10,290.18 |
| Owatonna township        | \$ 582.08    |
| Oxford township          | \$ 672.85    |
| Paddock township         | \$ 466.92    |
| Page township            | \$ 581.82    |
| Palmer township          | \$ 1,124.08  |
| Palmyra township         | \$ 441.69    |
| Park Rapids city         | \$ 1,690.92  |
| Parke township           | \$ 545.79    |
| Parkers Prairie city     | \$ 631.72    |
| Parkers Prairie township | \$ 494.68    |
| Partridge township       | \$ 565.02    |
| Paxton township          | \$ 532.19    |
| Paynesville city         | \$ 1,143.43  |
| Paynesville township     | \$ 823.47    |
| Peace township           | \$ 658.15    |
| Pease city               | \$ 437.26    |
| Pelican Rapids city      | \$ 826.89    |
| Pelican township         | \$ 571.05    |
| Pembina township         | \$ 518.10    |
| Penn township            | \$ 468.89    |
| Pennock city             | \$ 491.64    |
| Pepin township           | \$ 505.33    |
| Pequaywan township       | \$ 449.21    |
| Pequot Lakes city        | \$ 1,060.85  |
| Perch Lake township      | \$ 670.37    |
| Perham city              | \$ 1,127.31  |
| Perham township          | \$ 651.31    |
| Petersburg township      | \$ 450.15    |
| Pierz city               | \$ 723.71    |
| Pike Bay township        | \$ 738.09    |
| Pike Creek township      | \$ 672.59    |
| Pike township            | \$ 527.23    |
| Pillager city            | \$ 30.82     |
| Pilot Mound township     | \$ 486.08    |
| Pine City city           | \$ 1,088.69  |
| Pine City township       | \$ 762.87    |
| Pine Island city         | \$ 1,651.65  |
| Pine Island township     | \$ 559.13    |
| Pine Lake township       | \$ 1,628.21  |
| Pine Point township      | \$ 427.13    |
| Pine River city          | \$ 639.83    |
| Pine River township      | \$ 657.62    |
| Pine Springs city        | \$ 1,722.70  |
| Pipestone city           | \$ 1,633.94  |
| Plainview city           | \$ 1,557.38  |
| Plainview township       | \$ 509.97    |
| Pleasant Grove township  | \$ 615.58    |

|                           |              |
|---------------------------|--------------|
| Pleasant Hill township    | \$ 527.45    |
| Pleasant Prairie township | \$ 445.08    |
| Plymouth city             | \$ 51,398.10 |
| Pokegama township         | \$ 1,152.06  |
| Polk Centre township      | \$ 397.64    |
| Pomroy township           | \$ 491.74    |
| Poplar River township     | \$ 408.86    |
| Popple township           | \$ 519.48    |
| Port Hope township        | \$ 606.39    |
| Portage township          | \$ 439.09    |
| Prairie View township     | \$ 440.80    |
| Preston city              | \$ 742.98    |
| Preston Lake township     | \$ 448.16    |
| Princeton city            | \$ 763.35    |
| Princeton township        | \$ 977.70    |
| Prinsburg city            | \$ 557.84    |
| Prior Lake city           | \$ 13,304.06 |
| Proctor city              | \$ 1,297.62  |
| Quamba city               | \$ 409.01    |
| Queen township            | \$ 448.20    |
| Quincy township           | \$ 469.09    |
| Racine city               | \$ 488.77    |
| Racine township           | \$ 512.04    |
| Ramsey city               | \$ 12,834.20 |
| Randall city              | \$ 532.21    |
| Randolph city             | \$ 511.32    |
| Randolph township         | \$ 614.43    |
| Ranier city               | \$ 896.03    |
| Rapidan township          | \$ 735.01    |
| Ravenna township          | \$ 1,108.66  |
| Raymond city              | \$ 592.38    |
| Red Eye township          | \$ 517.45    |
| Red Lake Falls city       | \$ 1,398.51  |
| Red Rock township         | \$ 604.33    |
| Red Wing city             | \$ 7,715.28  |
| Redwood Falls city        | \$ 2,615.76  |
| Redwood Falls township    | \$ 436.27    |
| Regal city                | \$ 393.04    |
| Reno township             | \$ 515.63    |
| Renville city             | \$ 648.48    |
| Revere city               | \$ 396.58    |
| Reynolds township         | \$ 526.77    |
| Rice city                 | \$ 804.02    |
| Rice Lake city            | \$ 2,045.89  |
| Riceland township         | \$ 510.49    |
| Richfield city            | \$ 18,919.98 |
| Richmond city             | \$ 766.63    |
| Richmond township         | \$ 586.51    |
| Richville city            | \$ 397.99    |
| Richwood township         | \$ 563.37    |
| Ripley township           | \$ 429.06    |
| Riverside township        | \$ 483.05    |
| Riverton township         | \$ 511.53    |
| Robbinsdale city          | \$ 8,080.67  |
| Rochester city            | \$ 50,068.08 |



|                         |              |
|-------------------------|--------------|
| Rochester township      | \$ 2,094.65  |
| Rock Creek city         | \$ 800.07    |
| Rock Dell township      | \$ 590.72    |
| Rockford city           | \$ 1,860.36  |
| Rockford township       | \$ 1,423.78  |
| Rocksbury township      | \$ 1,023.44  |
| Rockville city          | \$ 1,105.82  |
| Rockwood township       | \$ 1,007.25  |
| Rogers city             | \$ 6,711.76  |
| Rolling Forks township  | \$ 421.48    |
| Rolling Green township  | \$ 457.29    |
| Rollingstone city       | \$ 592.86    |
| Rollingstone township   | \$ 582.89    |
| Roosevelt township      | \$ 1,004.61  |
| Roscoe township         | \$ 615.27    |
| Rose Hill township      | \$ 422.58    |
| Roseau city             | \$ 1,021.10  |
| Rosemount city          | \$ 9,592.83  |
| Roseville city          | \$ 22,123.80 |
| Roseville township      | \$ 538.36    |
| Rosewood township       | \$ 492.28    |
| Round Lake city         | \$ 460.95    |
| Round Prairie township  | \$ 541.62    |
| Royal township          | \$ 424.26    |
| Royalton city           | \$ 335.35    |
| Royalton township       | \$ 692.70    |
| Runeberg township       | \$ 498.67    |
| Rush City city          | \$ 915.40    |
| Rush Lake township      | \$ 700.72    |
| Rushford city           | \$ 857.28    |
| Rushford Village city   | \$ 634.89    |
| Rushmore city           | \$ 484.82    |
| Rushseba township       | \$ 624.31    |
| Russell city            | \$ 473.36    |
| Rutledge city           | \$ 425.92    |
| Sabin city              | \$ 517.93    |
| Sacred Heart city       | \$ 496.30    |
| Sacred Heart township   | \$ 459.51    |
| Salem township          | \$ 725.23    |
| San Francisco township  | \$ 669.13    |
| Sanborn city            | \$ 465.06    |
| Sand Creek township     | \$ 855.73    |
| Sanders township        | \$ 461.62    |
| Sandstone city          | \$ 697.82    |
| Sandstone township      | \$ 584.11    |
| Sandy township          | \$ 502.31    |
| Santiago township       | \$ 850.11    |
| Sartell city            | \$ 8,948.73  |
| Sauk Centre city        | \$ 1,650.65  |
| Sauk Rapids city        | \$ 4,322.29  |
| Sauk Rapids township    | \$ 556.20    |
| Savage city             | \$ 15,377.48 |
| Scambler township       | \$ 542.97    |
| Scandia city            | \$ 2,822.36  |
| Scandia Valley township | \$ 840.78    |

|                        |              |
|------------------------|--------------|
| Scanlon city           | \$ 668.21    |
| Sciota township        | \$ 523.99    |
| Seaforth city          | \$ 396.18    |
| Sebeka city            | \$ 548.24    |
| Seely township         | \$ 434.93    |
| Selma township         | \$ 433.42    |
| Severance township     | \$ 448.81    |
| Shafer city            | \$ 640.38    |
| Shafer township        | \$ 1,085.11  |
| Shakopee city          | \$ 19,288.61 |
| Shamrock township      | \$ 768.67    |
| Shaokatan township     | \$ 441.75    |
| Sharon township        | \$ 587.84    |
| Sheldon township       | \$ 464.05    |
| Shell Lake township    | \$ 472.39    |
| Sherburn city          | \$ 661.16    |
| Sheridan township      | \$ 429.83    |
| Sherman township       | \$ 459.99    |
| Shetek township        | \$ 485.54    |
| Shevlin city           | \$ 415.79    |
| Shevlin township       | \$ 497.42    |
| Shieldsville township  | \$ 717.17    |
| Shingobee township     | \$ 1,240.81  |
| Shoreview city         | \$ 17,102.51 |
| Shorewood city         | \$ 5,966.52  |
| Silver Bay city        | \$ 1,313.17  |
| Silver Creek township  | \$ 1,972.91  |
| Silver Lake city       | \$ 581.63    |
| Silver Lake township   | \$ 540.07    |
| Silver Leaf township   | \$ 500.69    |
| Silver township        | \$ 512.14    |
| Silverton township     | \$ 428.24    |
| Sinclair township      | \$ 429.46    |
| Sioux Agency township  | \$ 446.50    |
| Skelton township       | \$ 503.14    |
| Skree township         | \$ 441.60    |
| Slayton city           | \$ 1,021.45  |
| Slayton township       | \$ 498.01    |
| Sleepy Eye city        | \$ 1,612.15  |
| Sletten township       | \$ 421.40    |
| Smiley township        | \$ 528.67    |
| Solem township         | \$ 453.86    |
| Solway township        | \$ 1,005.68  |
| Somerset township      | \$ 603.31    |
| South Bend township    | \$ 768.75    |
| South Branch township  | \$ 457.37    |
| South Fork township    | \$ 592.71    |
| South Harbor township  | \$ 611.63    |
| South St. Paul city    | \$ 7,356.35  |
| Southbrook township    | \$ 404.96    |
| Southside township     | \$ 843.81    |
| Sparta township        | \$ 634.65    |
| Spencer Brook township | \$ 877.75    |
| Spicer city            | \$ 730.19    |
| Spring Grove city      | \$ 696.05    |

|                           |               |
|---------------------------|---------------|
| Spring Lake Park city     | \$ 4,002.18   |
| Spring Lake township      | \$ 1,514.17   |
| Spring Park city          | \$ 1,445.21   |
| Spring Prairie township   | \$ 450.69     |
| Spring Valley city        | \$ 1,030.34   |
| Spring Valley township    | \$ 541.19     |
| Springdale township       | \$ 430.92     |
| Springfield city          | \$ 1,280.67   |
| Springfield township      | \$ 419.00     |
| Springvale township       | \$ 837.21     |
| Spruce Grove township     | \$ 473.31     |
| St. Anthony city          | \$ 6,065.75   |
| St. Augusta city          | \$ 1,649.09   |
| St. Bonifacius city       | \$ 1,363.55   |
| St. Charles city          | \$ 1,361.21   |
| St. Charles township      | \$ 527.16     |
| St. Clair city            | \$ 599.35     |
| St. Cloud city            | \$ 31,627.65  |
| St. Francis city          | \$ 2,983.83   |
| St. George township       | \$ 716.52     |
| St. James city            | \$ 1,629.01   |
| St. Johns township        | \$ 496.95     |
| St. Joseph city           | \$ 2,948.41   |
| St. Joseph township       | \$ 732.89     |
| St. Lawrence township     | \$ 552.63     |
| St. Leo city              | \$ 405.64     |
| St. Louis Co. Unorganized | \$ 1,309.17   |
| St. Louis Park city       | \$ 31,357.81  |
| St. Marys Point city      | \$ 524.04     |
| St. Mathias township      | \$ 565.81     |
| St. Michael city          | \$ 8,161.31   |
| St. Olaf township         | \$ 496.43     |
| St. Paul city             | \$ 147,379.70 |
| St. Paul Park city        | \$ 598.54     |
| St. Peter city            | \$ 4,396.37   |
| St. Stephen city          | \$ 631.13     |
| St. Wendel township       | \$ 1,080.02   |
| Stacy city                | \$ 763.60     |
| Stanchfield township      | \$ 717.15     |
| Stanford township         | \$ 1,058.49   |
| Stanton township          | \$ 739.24     |
| Staples city              | \$ 1,373.41   |
| Staples township          | \$ 538.67     |
| Star Lake township        | \$ 523.20     |
| Star township             | \$ 410.21     |
| Starbuck city             | \$ 712.38     |
| Stewart city              | \$ 494.38     |
| Stewartville city         | \$ 1,988.00   |
| Stillwater city           | \$ 8,777.88   |
| Stillwater township       | \$ 1,119.80   |
| Stockholm township        | \$ 651.59     |
| Stockton city             | \$ 577.05     |
| Stoney Brook township     | \$ 460.67     |
| Stony River township      | \$ 445.84     |
| Storden city              | \$ 451.97     |

|                         |             |
|-------------------------|-------------|
| Storden township        | \$ 437.80   |
| Stowe Prairie township  | \$ 504.13   |
| Straight River township | \$ 593.42   |
| Sturgeon township       | \$ 431.28   |
| Sugar Bush township     | \$ 524.12   |
| Sullivan township       | \$ 420.69   |
| Summit Lake township    | \$ 498.18   |
| Summit township         | \$ 958.95   |
| Sunburg city            | \$ 415.56   |
| Sundown township        | \$ 427.34   |
| Sunfish Lake city       | \$ 584.48   |
| Sunrise township        | \$ 987.69   |
| Sverdrup township       | \$ 604.77   |
| Swan River township     | \$ 591.66   |
| Swanville township      | \$ 521.61   |
| Swede Grove township    | \$ 472.64   |
| Swedes Forest township  | \$ 417.81   |
| Sylvan township         | \$ 311.72   |
| Taconite city           | \$ 931.59   |
| Taylor's Falls city     | \$ 696.87   |
| Ten Lake township       | \$ 635.22   |
| Thief River Falls city  | \$ 4,304.54 |
| Thomastown township     | \$ 626.81   |
| Thomson township        | \$ 1,956.90 |
| Three Lakes township    | \$ 424.79   |
| Tintah city             | \$ 397.37   |
| Tintah township         | \$ 391.42   |
| Todd township           | \$ 1,127.84 |
| Toivola township        | \$ 441.63   |
| Tonka Bay city          | \$ 1,305.70 |
| Tordenskjold township   | \$ 547.97   |
| Torning township        | \$ 514.70   |
| Tower city              | \$ 918.02   |
| Tracy city              | \$ 860.53   |
| Transit township        | \$ 454.83   |
| Trelipe township        | \$ 442.79   |
| Trimont city            | \$ 578.05   |
| Trondhjem township      | \$ 435.43   |
| Trosky city             | \$ 406.57   |
| Trout Lake township     | \$ 752.90   |
| Troy township           | \$ 457.92   |
| Truman city             | \$ 662.64   |
| Tumuli township         | \$ 523.86   |
| Turtle Creek township   | \$ 465.28   |
| Turtle Lake township    | \$ 804.21   |
| Twin Lakes township     | \$ 1,066.20 |
| Two Harbors city        | \$ 2,484.86 |
| Two Inlets township     | \$ 463.14   |
| Two Rivers township     | \$ 603.24   |
| Tyler city              | \$ 680.69   |
| Ulen city               | \$ 496.17   |
| Ulen township           | \$ 420.68   |
| Underwood city          | \$ 490.44   |
| Underwood township      | \$ 435.23   |
| Union Grove township    | \$ 565.10   |

|                          |             |
|--------------------------|-------------|
| Urness township          | \$ 466.41   |
| Utica city               | \$ 448.84   |
| Utica township           | \$ 532.20   |
| Vadnais Heights city     | \$ 7,329.79 |
| Vail township            | \$ 443.68   |
| Vasa township            | \$ 671.89   |
| Verdi township           | \$ 411.85   |
| Vergas city              | \$ 479.98   |
| Vermillion Lake township | \$ 498.76   |
| Vermillion city          | \$ 514.74   |
| Vermillion township      | \$ 738.13   |
| Verndale city            | \$ 512.25   |
| Vernon township          | \$ 577.09   |
| Vesta city               | \$ 442.50   |
| Vesta township           | \$ 432.00   |
| Victor township          | \$ 711.18   |
| Victoria city            | \$ 4,121.96 |
| Villard city             | \$ 446.73   |
| Villard township         | \$ 555.00   |
| Vining city              | \$ 402.28   |
| Viola township           | \$ 556.62   |
| Virginia city            | \$ 4,678.88 |
| Waasa township           | \$ 467.14   |
| Wabana township          | \$ 575.43   |
| Wabasha city             | \$ 1,834.72 |
| Wabasso city             | \$ 554.10   |
| Waconia city             | \$ 6,429.73 |
| Waconia township         | \$ 778.69   |
| Wacouta township         | \$ 542.36   |
| Wadena city              | \$ 2,369.24 |
| Wadena township          | \$ 637.88   |
| Wagner township          | \$ 475.27   |
| Wahkon city              | \$ 467.96   |
| Waite Park city          | \$ 3,831.00 |
| Walcott township         | \$ 674.14   |
| Walden township          | \$ 426.35   |
| Waldorf city             | \$ 436.61   |
| Walker city              | \$ 670.18   |
| Walnut Grove city        | \$ 528.66   |
| Walters city             | \$ 398.41   |
| Waltham city             | \$ 423.19   |
| Wanamingo city           | \$ 668.83   |
| Wanamingo township       | \$ 526.76   |
| Wanda city               | \$ 403.56   |
| Wang township            | \$ 460.63   |
| Ward township            | \$ 515.85   |
| Warren city              | \$ 770.07   |
| Warren township          | \$ 553.36   |
| Warroad city             | \$ 747.90   |
| Warsaw township          | \$ 1,366.52 |
| Waseca city              | \$ 4,211.51 |
| Wasioja township         | \$ 626.10   |
| Watab township           | \$ 1,310.75 |
| Waterbury township       | \$ 429.41   |
| Waterford township       | \$ 551.48   |

|                          |              |
|--------------------------|--------------|
| Watertown city           | \$ 1,549.75  |
| Watertown township       | \$ 786.45    |
| Waterville city          | \$ 843.24    |
| Waterville township      | \$ 601.91    |
| Watkins city             | \$ 588.45    |
| Watopa township          | \$ 450.98    |
| Waverly city             | \$ 814.59    |
| Waverly township         | \$ 439.77    |
| Wayzata city             | \$ 3,515.09  |
| Webster township         | \$ 1,315.00  |
| Welch township           | \$ 621.56    |
| Welcome city             | \$ 573.44    |
| Wellington township      | \$ 434.90    |
| Wells city               | \$ 946.05    |
| Wells township           | \$ 847.15    |
| West Albany township     | \$ 488.96    |
| West Concord city        | \$ 571.24    |
| West Lakeland township   | \$ 1,745.68  |
| West St. Paul city       | \$ 8,047.10  |
| West Union city          | \$ 403.77    |
| West Union township      | \$ 458.08    |
| Westbrook city           | \$ 589.43    |
| Westbrook township       | \$ 454.19    |
| Westfield township       | \$ 502.16    |
| Westline township        | \$ 428.33    |
| Westport township        | \$ 445.76    |
| Wheatland township       | \$ 759.03    |
| Wheaton city             | \$ 1,099.70  |
| Wheeling township        | \$ 556.33    |
| White Bear Lake city     | \$ 13,708.05 |
| White Bear Lake township | \$ 523.62    |
| White Bear township      | \$ 7,061.56  |
| White Pine township      | \$ 393.13    |
| White township (balance) | \$ 1,318.86  |
| Whited township          | \$ 639.86    |
| Whitefield township      | \$ 531.99    |
| Whitewater township      | \$ 437.41    |
| Wilder city              | \$ 400.55    |
| Wilkinson township       | \$ 487.30    |
| Willernie city           | \$ 525.36    |
| Williams township        | \$ 420.26    |
| Willmar city             | \$ 8,196.10  |
| Willmar township         | \$ 522.17    |
| Willow Lake township     | \$ 436.28    |
| Wilma township           | \$ 406.03    |
| Wilmington township      | \$ 497.60    |
| Wilson township          | \$ 722.28    |
| Wilton township          | \$ 487.85    |
| Windemere township       | \$ 913.66    |
| Windom city              | \$ 2,501.62  |
| Wing River township      | \$ 502.91    |
| Winnebago city           | \$ 677.84    |
| Winnebago City township  | \$ 432.64    |
| Winnebago township       | \$ 444.70    |
| Winona city              | \$ 12,196.65 |

|                    |    |           |
|--------------------|----|-----------|
| Winsor township    | \$ | 408.16    |
| Winsted city       | \$ | 917.85    |
| Winthrop city      | \$ | 758.52    |
| Winton city        | \$ | 435.04    |
| Wiscoy township    | \$ | 497.80    |
| Wolf Lake township | \$ | 454.47    |
| Wood Lake city     | \$ | 479.60    |
| Woodbury city      | \$ | 26,391.15 |
| Woodland city      | \$ | 655.43    |
| Woodland township  | \$ | 725.17    |
| Woodside township  | \$ | 984.44    |
| Woodville township | \$ | 795.52    |
| Worthington city   | \$ | 6,022.16  |

|                        |    |          |
|------------------------|----|----------|
| Wuori township         | \$ | 571.93   |
| Wyanett township       | \$ | 934.10   |
| Wykeham township       | \$ | 471.91   |
| Wykoff city            | \$ | 515.10   |
| Wyoming city           | \$ | 2,721.59 |
| York township          | \$ | 466.94   |
| Young America township | \$ | 595.96   |
| Yucatan township       | \$ | 489.90   |
| Zimmerman city         | \$ | 2,044.69 |
| Zumbro township        | \$ | 607.72   |
| Zumbrota city          | \$ | 1,738.44 |
| Zumbrota township      | \$ | 573.20   |

## CARES Act Grant Application

|                 | Formula Alloc Amt<br>for County/MCD<br>Share per<br>Agreement w/ MCD | Formula Amt to be<br>Shared with MCDs<br>in County if no<br>agreement w/ MCD | Resulting<br>Amt for<br>County Use |
|-----------------|----------------------------------------------------------------------|------------------------------------------------------------------------------|------------------------------------|
| Fillmore County | \$ 26,343.06                                                         | \$ 14,901.84                                                                 | \$ 11,441.23                       |

| <u>Precinct Name</u>      | <u>Allocation Amount</u>   |
|---------------------------|----------------------------|
| Amherst Township          | \$ 463.41                  |
| Arendahl Township         | \$ 477.30                  |
| Beaver Township           | \$ 454.99                  |
| Bristol Township          | \$ 455.33                  |
| Carimona Township         | \$ 479.17                  |
| Carrolton Township        | \$ 496.66                  |
| Chatfield City            | \$ 1,455.41                |
| <b>Chatfield Township</b> | <b>\$ 539.13</b>           |
| Fillmore Township         | \$ 525.59                  |
| Forestville Township      | \$ 492.22                  |
| Harmony City              | \$ 678.36                  |
| <b>Harmony Township</b>   | <b>\$ 468.13</b>           |
| Holt Township             | \$ 467.92                  |
| Jordan Township           | \$ 481.74                  |
| Lanesboro City            | \$ 658.63                  |
| Mabel City                | \$ 552.59                  |
| Norway Township           | \$ 480.48                  |
| Pilot Mount Township      | \$ 486.08                  |
| Preston City              | \$ 742.98                  |
| Rushford City             | \$ 857.28                  |
| Rushford Village          | \$ 634.89                  |
| Spring Valley City        | \$ 1,030.34                |
| Spring Valley Township    | \$ 541.19                  |
| Wykoff City               | \$ 515.10                  |
| York Township             | \$ 466.94                  |
|                           | <b><u>\$ 14,901.86</u></b> |

\*Switching to Mail Ballots for General Election

\*Switching to Mail Ballots for General Election

**STATE OF MINNESOTA**  
**2020 CARES ACT GRANT COUNTY - MUNICIPALITY AGREEMENT**

This Agreement (hereinafter "Agreement") is made between \_\_\_\_\_ County,  
\_\_\_\_\_ ("Grantee"), and the [city][town] of \_\_\_\_\_,  
\_\_\_\_\_ ("Municipality")

**Recitals**

- 1 Under Minnesota Laws 2020, Chapter 77, section 4, Grantee applied for and received funds as requested in the grant application. Grantee entered into a Grant Agreement, which is attached as Exhibit A and incorporated into this Agreement as described in paragraph 1.3 below.
- 2 Grantee represented that it is duly qualified and agreed to perform all services described in that Agreement to the satisfaction of the State and in accordance with all federal and state laws authorizing these expenditures. Pursuant to [Minn.Stat. §16B.98](#), Subd.1, Grantee and Municipality agree to minimize administrative costs as a condition of this grant.
- 3 Federal funds for this agreement are provided pursuant to the Coronavirus Aid, Relief, and Economic Security Act, Public Law 116-136, hereinafter the CARES Act.
4. Grantee is responsible for elections within its county and Municipality operates polling places within its jurisdiction. Both are in need of funds to take the necessary steps to respond to coronavirus, domestically or internationally, for the 2020 election cycle in a complete manner.
5. Municipality represents that it has insufficient resources to respond in a complete manner without the grant amount provided pursuant to this agreement.

**Agreement**

**1 Effectiveness of Agreement**

- 1.1 **Effective date:** July \_\_\_\_, 2020, or the date all required signatures, have been affixed to the agreement by Grantee and Municipality, whichever is later. No payments will be made to Grantee until this Agreement is fully approved and executed.
- 1.2 **Expiration date:** December 31, 2020, or when all funds applied for and provided to Municipality by Grantee have been expended, or returned to Grantee for transmission to the State pursuant to paragraph 4.4 of the Agreement between Grantee and State, whichever occurs first.
- 1.3 **Application of Terms.** Municipality agrees to be subject to the obligations applicable to Grantee in the Grant Agreement set forth in Exhibit A in the following paragraphs of that Agreement: paragraphs 1 through 5; 7 through 11; and 13 through 16.

**2 Municipality's Duties**

Municipality is hereby awarded \$\_\_\_\_\_ from the funds provided by State to Grantee in the Grant Agreement set forth in Exhibit A, and will expend, no later than November 10~~6~~, 2020, the funds only for the federal and state purposes, in preparations for and the necessary events connected with the primary election to be held August 11, 2020 and the general election to be held November 3, 2020, at which federal offices are on the ballot, and will return all unspent grant funds to Grantee, as described in the Grant Application submitted by Grantee, which is attached as Exhibit B and incorporated into this Agreement, by December 15, 2020. Grantee shall submit, by November 10, 2020, a financial reporting form to the Grantee in the form Grantee must use to report grant expenditures to the State of Minnesota, stating the amount spent from this grant in calendar year 2020 for authorized expenses or electronic roster systems, a description of each expense or purchase, and how much of the grant award is unexpended and is being returned, if any, and the total of the



proportionate match required by Minnesota Laws 2020, Chapter 77, section 4.

**3. Authorized Representative**

Grantee's Authorized Representative is [Name][Title][Physical/MailingAddress][Telephone Number][ Email Address].

Municipality's Authorized Representative is [Name][Title][Physical/MailingAddress][Telephone Number][ Email Address].

Grant payment will be made to:

\_\_\_\_\_  
Federal ID Number: \_\_\_\_\_

If either Authorized Representative changes at any time before the funds provided for in this Agreement are fully expended, parties must notify each other of the change.

**GRANTEE (County)** *Grantee certifies that the appropriate person(s) have executed the Agreement on behalf of Grantee as required by applicable resolutions or ordinances.*

By: \_\_\_\_\_

Signed: \_\_\_\_\_

Title: \_\_\_\_\_

Date: \_\_\_\_\_

**MUNICIPALITY**

Jurisdiction: \_\_\_\_\_

By: \_\_\_\_\_

Title: \_\_\_\_\_

Date: \_\_\_\_\_

By: \_\_\_\_\_

Title: \_\_\_\_\_

Date: \_\_\_\_\_

Distribution: Grantee  
Municipality

**Voter Registration Count by Precinct and District - County-Fillmore**

| Precinct                       |                    | CO | MCD | WD | CG | LG  | CM | SWCD | JD | PK | HD | Registered Voters |
|--------------------------------|--------------------|----|-----|----|----|-----|----|------|----|----|----|-------------------|
| 0005                           | AMHERST TWP.       | 23 | 005 |    | 1  | 28B | 05 | 7045 | 03 |    |    | 174               |
| 0010                           | ARENDAHL TWP.      | 23 | 010 |    | 1  | 28B | 02 | 7045 | 03 |    |    | 214               |
| 0015                           | BEAVER TWP.        | 23 | 015 |    | 1  | 28B | 03 | 7045 | 03 |    |    | 142               |
| 0020                           | BLOOMFIELD TWP.    | 23 | 020 |    | 1  | 28B | 03 | 7045 | 03 |    |    | 233               |
| 0025                           | BRISTOL TWP.       | 23 | 025 |    | 1  | 28B | 04 | 7045 | 03 |    |    | 165               |
| 0030                           | CANTON             | 23 | 029 |    | 1  | 28B | 05 | 7045 | 03 |    |    | 147               |
| 0035                           | CANTON TWP.        | 23 | 030 |    | 1  | 28B | 05 | 7045 | 03 |    |    | 168               |
| 0040                           | CARIMONA TWP.      | 23 | 040 |    | 1  | 28B | 04 | 7045 | 03 |    |    | 189               |
| 0045                           | CARROLTON TWP.     | 23 | 045 |    | 1  | 28B | 04 | 7045 | 03 |    |    | 249               |
| 0050                           | CHATFIELD          | 23 | 050 |    | 1  | 28B | 01 | 7045 | 03 |    |    | 974               |
| 0055                           | CHATFIELD TWP.     | 23 | 055 |    | 1  | 28B | 01 | 7045 | 03 |    |    | 354               |
| 0060                           | FILLMORE TWP.      | 23 | 060 |    | 1  | 28B | 01 | 7045 | 03 |    |    | 310               |
| 0065                           | FORESTVILLE TWP.   | 23 | 065 |    | 1  | 28B | 03 | 7045 | 03 |    |    | 243               |
| 0070                           | FOUNTAIN           | 23 | 068 |    | 1  | 28B | 04 | 7045 | 03 |    |    | 242               |
| 0075                           | FOUNTAIN TWP.      | 23 | 070 |    | 1  | 28B | 04 | 7045 | 03 |    |    | 192               |
| 0080                           | HARMONY            | 23 | 074 |    | 1  | 28B | 05 | 7045 | 03 |    |    | 640               |
| 0085                           | HARMONY TWP.       | 23 | 075 |    | 1  | 28B | 05 | 7045 | 03 |    |    | 186               |
| 0090                           | HOLT TWP.          | 23 | 085 |    | 1  | 28B | 02 | 7045 | 03 |    |    | 179               |
| 0095                           | JORDAN TWP.        | 23 | 090 |    | 1  | 28B | 01 | 7045 | 03 |    |    | 230               |
| 0100                           | LANESBORO          | 23 | 095 |    | 1  | 28B | 04 | 7045 | 03 |    |    | 533               |
| 0105                           | MABEL              | 23 | 100 |    | 1  | 28B | 05 | 7045 | 03 |    |    | 402               |
| 0110                           | NEWBURG TWP.       | 23 | 105 |    | 1  | 28B | 05 | 7045 | 03 |    |    | 214               |
| 0115                           | NORWAY TWP.        | 23 | 110 |    | 1  | 28B | 02 | 7045 | 03 |    |    | 227               |
| 0120                           | OSTRANDER          | 23 | 115 |    | 1  | 28B | 03 | 7045 | 03 |    |    | 137               |
| 0125                           | PETERSON           | 23 | 120 |    | 1  | 28B | 02 | 7045 | 03 |    |    | 139               |
| 0130                           | PILOT MOUND TWP.   | 23 | 125 |    | 1  | 28B | 02 | 7045 | 03 |    |    | 230               |
| 0135                           | PREBLE TWP.        | 23 | 130 |    | 1  | 28B | 05 | 7045 | 03 |    |    | 127               |
| 0140                           | PRESTON            | 23 | 134 |    | 1  | 28B | 04 | 7045 | 03 |    |    | 770               |
| 0150                           | PRESTON TWP.       | 23 | 135 |    | 1  | 28B | 04 | 7045 | 03 |    |    | 157               |
| 0155                           | RUSHFORD           | 23 | 145 |    | 1  | 28B | 02 | 7045 | 03 |    |    | 1057              |
| 0160                           | RUSHFORD VILLAGE   | 23 | 150 |    | 1  | 28B | 02 | 7045 | 03 |    |    | 571               |
| 0165                           | SPRING VALLEY      | 23 | 154 |    | 1  | 28B | 03 | 7045 | 03 |    |    | 1406              |
| 0175                           | SPRING VALLEY TWP. | 23 | 155 |    | 1  | 28B | 01 | 7045 | 03 |    |    | 346               |
| 0180                           | SUMNER TWP.        | 23 | 165 |    | 1  | 28B | 01 | 7045 | 03 |    |    | 327               |
| 0185                           | WHALAN             | 23 | 170 |    | 1  | 28B | 02 | 7045 | 03 |    |    | 45                |
| 0190                           | WYKOFF             | 23 | 175 |    | 1  | 28B | 01 | 7045 | 03 |    |    | 279               |
| 0195                           | YORK TWP.          | 23 | 180 |    | 1  | 28B | 03 | 7045 | 03 |    |    | 180               |
| <b>Total Number of Voters:</b> |                    |    |     |    |    |     |    |      |    |    |    | <b>12378</b>      |

# REQUEST FOR COUNTY BOARD ACTION

Agenda Date: 7/28/2020

Amount of time requested (minutes):

10

Dept.: Administration

Prepared By: Kristina Kohn

State item(s) of business with brief analysis. If requesting multiple items, please number each item for clarity. Provide relevant material(s) for documentation. Please note on each item if documentation is needed and attached.

## Consent Agenda:

## Regular Agenda:

Documentation

1. Request to hire replacement Case Aide in the Public Health department at Grade 7/ Step1 effective 9/1/2020 as requested by the Director of Nursing and recommended by the Hiring Committee. No
  - a. [REDACTED]
  - b. \$21.13
2. Consider closing meeting pursuant to M.S. 13D.03 for 2021 Local #49 labor contract strategy session

All requests for County Board agenda must be in the Coordinator's office **No later than noon Thursday prior to the Board date.** Items received after this time **will** not be placed on the Board agenda. All requests should be sent to: [bvickerman@co.fillmore.mn.us](mailto:bvickerman@co.fillmore.mn.us); [koman@co.fillmore.mn.us](mailto:koman@co.fillmore.mn.us); and [kruesink@co.fillmore.mn.us](mailto:kruesink@co.fillmore.mn.us)

---

# FILLMORE COUNTY

---

COURTHOUSE • P.O. BOX 466 • PRESTON, MINNESOTA 55965  
BOBBIE VICKERMAN • COUNTY ADMINISTRATOR • (507) 765-4566  
KRISTINA KOHN • HUMAN RESOURCES OFFICER • (507) 765-2809

July 28, 2020

Minnesota House of Representatives  
Congressman Jim Hagedorn  
1530 Greenview Dr SW, Ste 207  
Rochester MN 55902

Re: Supporting Pig Farmers Impacted by COVID-19 Disruptions

Congressman Hagedorn,

As the U.S. Senate and House work through the next COVID-19 relief package, We, the Fillmore County Board of Commissioners, ask that you support provisions that have been introduced to support pig farmers. The pork industry experienced severe supply chain disruptions at pork processing plants because of COVID-19 which has put farmers in a very difficult financial situation and has forced some farms to depopulate healthy market weight animals that could not be moved to market or into finishing barns.

While not all pig farmers had to make the unfortunate decision to depopulate animals, many multi-generational family farms will struggle to survive. The hog markets has been volatile and farmers have seen prices plummet with collective losses of more than \$5 billion anticipated this year for U.S. pig farmers. Minnesota's farmers were hit particularly hard because the plants that closed early and for extended periods of time were plants where many Minnesota pigs are processed.

While the situation in our packing plants has improved, hogs are still backed up on farms and it has caused negative downward pressure on prices. Without prompt federal government assistance, many generational family pig farms could go bankrupt. This would negatively impact our communities and would lead to consolidation in the farm sector.

Livestock provisions in the House HEROES Act would go a long way in helping our farmers. Senate legislation introduced earlier this month would also provide a critical lifeline to pork producers. With the Senate expected to swiftly proceed to the next coronavirus aid package later this month, we urge Congress to act quickly.

Pig farmers are committed to doing what is right for their animals and their communities. The emotional and financial stress they have endured is immense. We need to support the farmers who are so important to the fabric of our rural communities and state economy.

Regards,

Mitch Lentz  
First District

Randy Dahl  
Second District

Larry Hindt  
Third District

Duane Bakke  
Fourth District

Marc Prestby  
Fifth District

---

## BOARD OF COMMISSIONERS

*First District*  
Mitch Lentz

*Second District*  
Randy Dahl

*Third District*  
Larry Hindt

*Fourth District*  
Duane Bakke

*Fifth District*  
Marc Prestby

• AN EQUAL OPPORTUNITY EMPLOYER •

---

---

# FILLMORE COUNTY

---

COURTHOUSE • P.O. BOX 466 • PRESTON, MINNESOTA 55965  
BOBBIE VICKERMAN • COUNTY ADMINISTRATOR • (507) 765-4566  
KRISTINA KOHN • HUMAN RESOURCES OFFICER • (507) 765-2809

July 28, 2020

United States Senate  
Senator Amy Klobuchar  
1130-1/2 7<sup>th</sup> Street, NW, Room 212  
Rochester MN 55901

Re: Supporting Pig Farmers Impacted by COVID-19 Disruptions

Senator Klobuchar,

As the U.S. Senate and House work through the next COVID-19 relief package, We, the Fillmore County Board of Commissioners, ask that you support provisions that have been introduced to support pig farmers. The pork industry experienced severe supply chain disruptions at pork processing plants because of COVID-19 which has put farmers in a very difficult financial situation and has forced some farms to depopulate healthy market weight animals that could not be moved to market or into finishing barns.

While not all pig farmers had to make the unfortunate decision to depopulate animals, many multi-generational family farms will struggle to survive. The hog markets has been volatile and farmers have seen prices plummet with collective losses of more than \$5 billion anticipated this year for U.S. pig farmers. Minnesota's farmers were hit particularly hard because the plants that closed early and for extended periods of time were plants where many Minnesota pigs are processed.

While the situation in our packing plants has improved, hogs are still backed up on farms and it has caused negative downward pressure on prices. Without prompt federal government assistance, many generational family pig farms could go bankrupt. This would negatively impact our communities and would lead to consolidation in the farm sector.

Livestock provisions in the House HEROES Act would go a long way in helping our farmers. Senate legislation introduced earlier this month would also provide a critical lifeline to pork producers. With the Senate expected to swiftly proceed to the next coronavirus aid package later this month, we urge Congress to act quickly.

Pig farmers are committed to doing what is right for their animals and their communities. The emotional and financial stress they have endured is immense. We need to support the farmers who are so important to the fabric of our rural communities and state economy.

Regards,

Mitch Lentz  
First District

Randy Dahl  
Second District

Larry Hindt  
Third District

Duane Bakke  
Fourth District

Marc Prestby  
Fifth District

---

## BOARD OF COMMISSIONERS

*First District*  
Mitch Lentz

*Second District*  
Randy Dahl

*Third District*  
Larry Hindt

*Fourth District*  
Duane Bakke

*Fifth District*  
Marc Prestby

• AN EQUAL OPPORTUNITY EMPLOYER •

---

---

# FILLMORE COUNTY

---

COURTHOUSE • P.O. BOX 466 • PRESTON, MINNESOTA 55965  
BOBBIE VICKERMAN • COUNTY ADMINISTRATOR • (507) 765-4566  
KRISTINA KOHN • HUMAN RESOURCES OFFICER • (507) 765-2809

July 28, 2020

United States Senate  
Senator Tina Smith  
1202-1/2 7<sup>th</sup> Street, NW, Room 213  
Rochester MN 55901

Re: Supporting Pig Farmers Impacted by COVID-19 Disruptions

Senator Smith,

As the U.S. Senate and House work through the next COVID-19 relief package, We, the Fillmore County Board of Commissioners, ask that you support provisions that have been introduced to support pig farmers. The pork industry experienced severe supply chain disruptions at pork processing plants because of COVID-19 which has put farmers in a very difficult financial situation and has forced some farms to depopulate healthy market weight animals that could not be moved to market or into finishing barns.

While not all pig farmers had to make the unfortunate decision to depopulate animals, many multi-generational family farms will struggle to survive. The hog markets has been volatile and farmers have seen prices plummet with collective losses of more than \$5 billion anticipated this year for U.S. pig farmers. Minnesota's farmers were hit particularly hard because the plants that closed early and for extended periods of time were plants where many Minnesota pigs are processed.

While the situation in our packing plants has improved, hogs are still backed up on farms and it has caused negative downward pressure on prices. Without prompt federal government assistance, many generational family pig farms could go bankrupt. This would negatively impact our communities and would lead to consolidation in the farm sector.

Livestock provisions in the House HEROES Act would go a long way in helping our farmers. Senate legislation introduced earlier this month would also provide a critical lifeline to pork producers. With the Senate expected to swiftly proceed to the next coronavirus aid package later this month, we urge Congress to act quickly.

Pig farmers are committed to doing what is right for their animals and their communities. The emotional and financial stress they have endured is immense. We need to support the farmers who are so important to the fabric of our rural communities and state economy.

Regards,

Mitch Lentz  
First District

Randy Dahl  
Second District

Larry Hindt  
Third District

Duane Bakke  
Fourth District

Marc Prestby  
Fifth District

---

## BOARD OF COMMISSIONERS

*First District*  
Mitch Lentz

*Second District*  
Randy Dahl

*Third District*  
Larry Hindt

*Fourth District*  
Duane Bakke

*Fifth District*  
Marc Prestby

• AN EQUAL OPPORTUNITY EMPLOYER •

---



# RESOLUTION

## FILLMORE COUNTY BOARD OF COMMISSIONERS Preston, Minnesota 55965

Date July 28, 2020 Resolution No. 2020-XXX  
Motion by Commissioner \_\_\_\_\_ Second by Commissioner \_\_\_\_\_

### Resolution Extending the Declaration of a State Of Emergency – COVID-19

**WHEREAS**, On March 13, 2020, Minnesota Governor Tim Walz declared a peacetime state of emergency pursuant to the issuance of Executive Order 20-01 due to the worldwide spread of COVID-19, also referred to as the Coronavirus; and

**WHEREAS**, the health and safety of Fillmore County staff and the entire community continues to be a priority for Fillmore County. Our Fillmore County Public Health Department continues to lead the response to COVID-19 in Fillmore County, in cooperation with state and federal officials.

**WHEREAS**, the Fillmore County Board of Commissioners declared Fillmore County in a **STATE OF EMERGENCY** by resolution 2020-011 for continuing operations from the COVID-19, also referred to as the Coronavirus. The Fillmore County Board of Commissioners supports the Continuity of Operations Plan for Fillmore County (COOP) and approved the outlined operations in the “Fillmore County Emergency Declaration for COVID-19” document. The Fillmore County Board of Commissioners supports the County Administrator and Department Heads as they continue to work through the pandemic.

**WHEREAS**, the Fillmore County Board of Commissioners extended the declaration by resolution 2020-012 through May 5, 2020, by resolution 2020-016 through May 26, 2020 by resolution 2020-023 through June 23, 2020, and by resolution 2020-027 through July 28, 2020.

**WHEREAS**, the Fillmore County Board has allowed public access to the facilities since June 1<sup>st</sup>, 2020 with further safety precautions implemented such as 6 foot distancing markers, spit guards, hand sanitizing station at entrance of buildings that are accessed by the public and regular sanitation of common areas.

**WHEREAS**, Fillmore County Board meetings and committee meetings may be held according to current State of Minnesota provided COVID-19 guidelines. Each Committee meeting structure can be determined by the Department Head and/or Commissioner of that committee with the intent to provide the option for electronic participation.

**NOW, THEREFORE, BE IT RESOLVED**, that the Fillmore County Board of Commissioners declare Fillmore County in a **STATE OF EMERGENCY** for continuing operations from the COVID-19, and extend this emergency declaration through September 1, 2020.

#### VOTING AYE

Commissioners      Prestby ☐      Dahl ☐      Lentz ☐      Hindt ☐      Bakke ☐

#### VOTING NAY

Commissioners      Prestby ☐      Dahl ☐      Lentz ☐      Hindt ☐      Bakke ☐

STATE OF MINNESOTA  
COUNTY OF FILLMORE

I, Bobbie Hillery, Clerk of the Fillmore County Board of Commissioners, State of Minnesota, do hereby certify that the foregoing resolution is a true and correct copy of a resolution duly passed at a meeting of the Fillmore County Board of Commissioners held on the 28<sup>th</sup> day of July, 2020.

Witness my hand and official seal at Preston, Minnesota the 28<sup>th</sup> day of July, 2020.

SEAL

Bobbie Hillery, Administrator/Clerk  
Fillmore County Board of Commissioners