

Swimming Pools

SWIMMING POOLS: BARRIERS, GATES, LATCHES AND ALARMS 2018 INTERNATIONAL SWIMMING POOL AND SPA CODE

OUTDOOR SWIMMING POOLS, INCLUDING: ABOVE-GROUND, IN-GROUND, ON-GROUND, HOT TUB OR SPA SHALL BE SURROUNDED BY A BARRIER THAT COMPLIES WITH THE FOLLOWING CONDITIONS:

1. TOP OF BARRIER SHALL BE A MIN OF 48 INCHES ABOVE GRADE MEASURED ON THE SIDE FACING AWAY FROM THE POOL. THE BOTTOM OF THE BARRIER SHALL BE A MAXIMUM OF 2 INCHES ABOVE GRADE MEASURED ON THE SIDE FACING AWAY FROM THE POOL. IF THE POOL IS ON-GRADE OR ABOVE GRADE THE BARRIER CAN BE PLACED ON-GRADE OR ON TOP OF THE POOL. IF MOUNTED TO THE TOP OF THE POOL THERE SHALL BE A MAXIMUM OF 4 INCHES VERTICALLY ABOVE THE TOP OF THE POOL TO THE BOTTOM OF THE BARRIER.
 2. OPENINGS IN BARRIERS SHALL NOT EXCEED 4 INCHES CLEAR.
 3. SOLID BARRIERS WITH NO OPENINGS, SUCH AS STONE OR MASONRY, SHALL NOT CONTAIN INDENTATIONS OR PROTRUSIONS BEYOND NORMAL CONSTRUCTION PRACTICES.
 4. IF THE BARRIER IS COMPOSED OF HORIZONTAL AND VERTICAL MEMBERS AND THE DISTANCE BETWEEN THE TOPS OF THE HORIZONTAL MEMBERS IS LESS THAN 45 INCHES THE HORIZONTAL MEMBERS SHALL BE LOCATED ON THE SWIMMING POOL SIDE OF THE BARRIER. SPACING BETWEEN VERTICAL MEMBERS SHALL NOT EXCEED 1-3/4 INCHES IN WIDTH (SEE ILLUSTRATION #1). IF THE VERTICAL DISTANCE BETWEEN THE HORIZONTAL MEMBERS IS 45 INCHES OR GREATER THAN 45 INCHES THE SPACING BETWEEN THE VERTICAL MEMBERS SHALL NOT EXCEED 4 INCHES. WHERE THERE ARE DECORATIVE CUTOUTS WITHIN THE VERTICAL MEMBERS, SPACING WITHIN THE CUTOUTS SHALL NOT EXCEED 1-3/4 INCHES.
 5. MAXIMUM MESH SIZE FOR CHAIN LINK FENCING SHALL BE A 2-1/4 INCH SQUARE, UNLESS SLATS ARE INSTALLED, FASTENED AT THE TOP AND/OR BOTTOM, TO REDUCE OPENINGS TO NO MORE THAN 1-3/4 INCHES.
 6. WHERE THE BARRIER IS COMPOSED OF DIAGONAL MEMBERS SUCH AS LATTICE, THE MAXIMUM OPENING FORMED BY THE DIAGONAL MEMBERS SHALL NOT EXCEED 1-3/4 INCHES.
 7. ACCESS GATES SHALL COMPLY WITH ITEMS 1-6 ABOVE AND SHALL BE EQUIPPED TO ACCOMMODATE A LOCKING DEVICE. PEDESTRIAN GATES SHALL OPEN OUTWARD AWAY FROM THE POOL, BE SELF-CLOSING AND SELF-LATCHING. NON-PEDESTRIAN GATES SHALL BE SELF LATCHING. WHERE THE RELEASE MECHANISM OF THE SELF-LATCHING DEVICE IS LOCATED LESS THAN 54 INCHES FROM THE BOTTOM OF THE GATE THE RELEASE MECHANISM AND OPENINGS SHALL COMPLY WITH THE FOLLOWING:
 - 7.1. RELEASE MECHANISM SHALL BE LOCATED ON THE POOL SIDE OF THE GATE AT LEAST 3 INCHES BELOW THE TOP OF THE GATE; AND
 - 7.2. THE GATE AND BARRIER SHALL HAVE NO OPENING LARGER THAN 1/2 INCH WITHIN 18 INCHES OF THE RELEASE MECHANISM
 8. WHERE A WALL OF A DWELLING SERVES AS PART OF THE BARRIER, ONE OF THE FOLLOWING CONDITIONS SHALL BE MET:
 - 8.1. POOL SHALL BE EQUIPPED WITH A POWER SAFETY COVER IN COMPLIANCE WITH ASTM F 1346
 - 8.2. DOORS WITH DIRECT ACCESS TO THE POOL THROUGH THAT WALL SHALL BE EQUIPPED WITH AN ALARM WHICH PRODUCES AN AUDIBLE WARNING WHEN THE DOOR AND/OR ITS SCREEN, IF PRESENT, ARE OPENED. THE ALARM SHALL BE LISTED AND LABELED IN ACCORDANCE WITH UL 2017. THE DEACTIVATION SWITCH SHALL BE LOCATED AT LEAST 54 INCHES ABOVE THE THRESHOLD OF THE DOOR; OR
 - 8.3. OTHER MEANS OF PROTECTION, SUCH AS SELF CLOSING DOORS WITH SELF LATCHING DEVICES MAY BE ACCEPTABLE AS LONG AS THE DEGREE OF PROTECTION IS EQUAL TO OR GREATER THAN THAT AS LISTED IN ITEMS 8.1 AND 8.2 ABOVE.
 9. WHERE AN ABOVE GROUND POOL STRUCTURE IS USED AS A BARRIER OR WHERE THE BARRIER IS MOUNTED ON TOP OF THE POOL STRUCTURE, AND MEANS OF ACCESS IS A LADDER OR STEPS:
 - 9.1. THE LADDER OR STEPS SHALL BE CAPABLE OF BEING SECURED, LOCKED OR REMOVED TO PREVENT ACCESS; OR
 - 9.2. THE LADDER OR STEPS SHALL BE SURROUNDED BY A BARRIER WHICH MEETS THE REQUIREMENTS OF ITEMS 1-8. WHEN THE LADDER OR STEPS ARE SECURED, LOCKED OR REMOVED, ANY OPENING CREATED SHALL NOT EXCEED 4 INCHES SEE ILLUSTRATIONS FOR ADDITIONAL DETAILS
- *PROHIBITED LOCATIONS: BARRIERS SHALL BE LOCATED TO PROHIBIT PERMANENT STRUCTURES, EQUIPMENT OR SIMILAR OBJECTS FROM BEING USED TO CLIMB THEM.



City of Fayetteville
Building & Zoning Department

Swimming Pools

SWIMMING POOLS: BARRIERS, GATES, LATCHES AND ALARMS 2018 INTERNATIONAL SWIMMING POOL AND SPA CODE

ILLUSTRATION #1

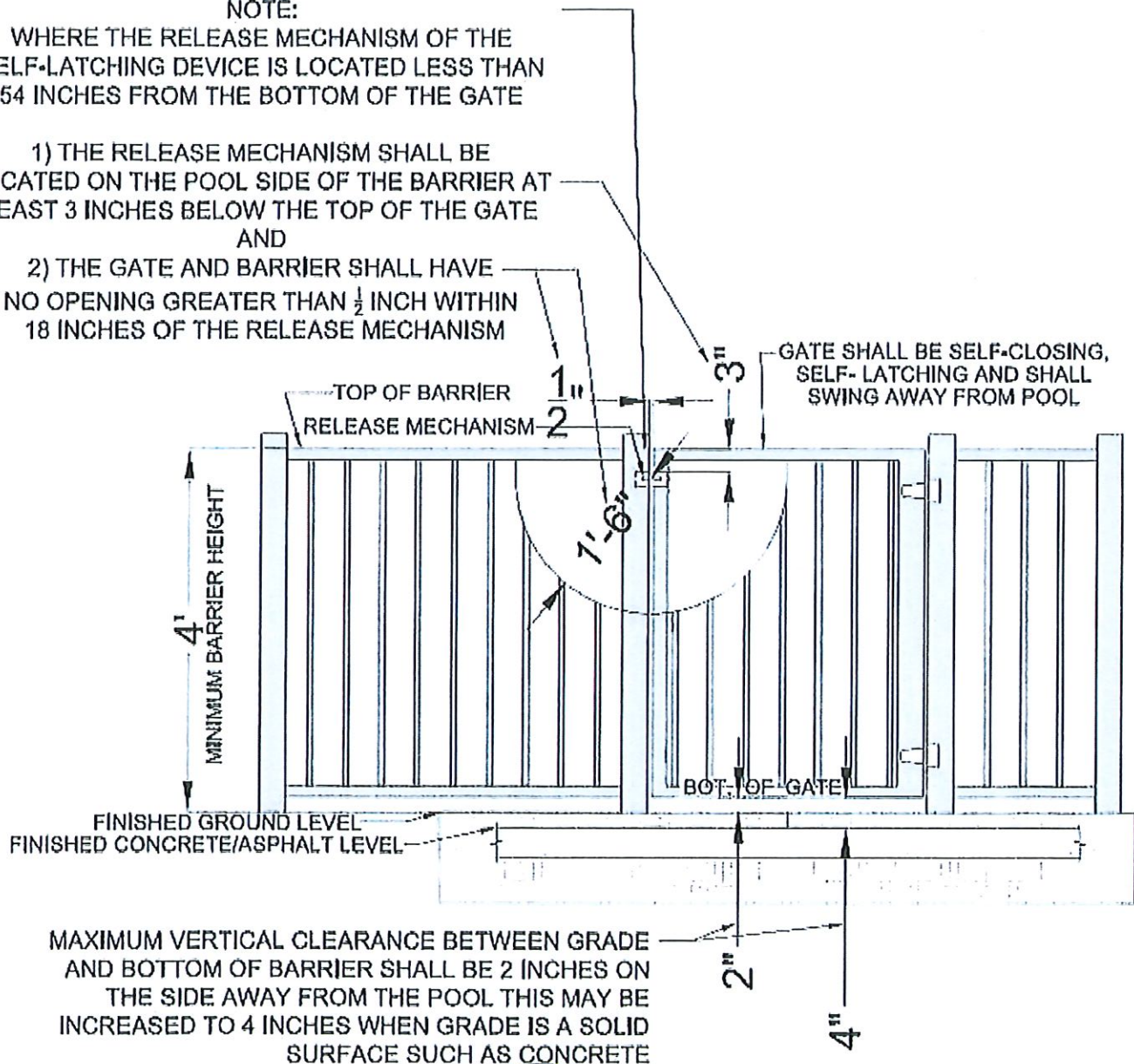
NOTE:

WHERE THE RELEASE MECHANISM OF THE SELF-LATCHING DEVICE IS LOCATED LESS THAN 54 INCHES FROM THE BOTTOM OF THE GATE

1) THE RELEASE MECHANISM SHALL BE LOCATED ON THE POOL SIDE OF THE BARRIER AT LEAST 3 INCHES BELOW THE TOP OF THE GATE

AND

2) THE GATE AND BARRIER SHALL HAVE NO OPENING GREATER THAN $\frac{1}{2}$ INCH WITHIN 18 INCHES OF THE RELEASE MECHANISM

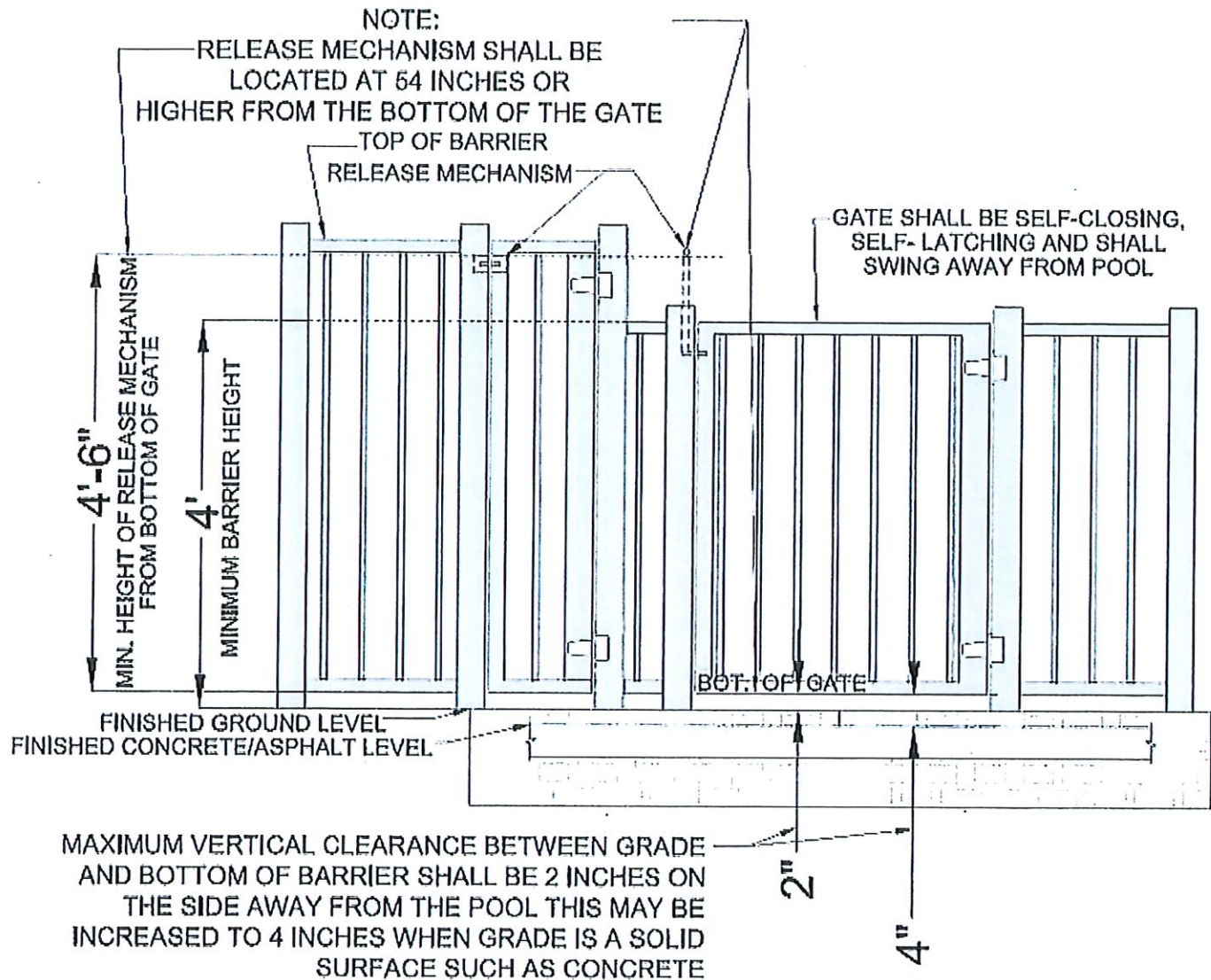


City of Fayetteville
Building & Zoning Department

Swimming Pools

SWIMMING POOLS: BARRIERS, GATES, LATCHES AND ALARMS
2018 INTERNATIONAL SWIMMING POOL AND SPA CODE

ILLUSTRATION #2

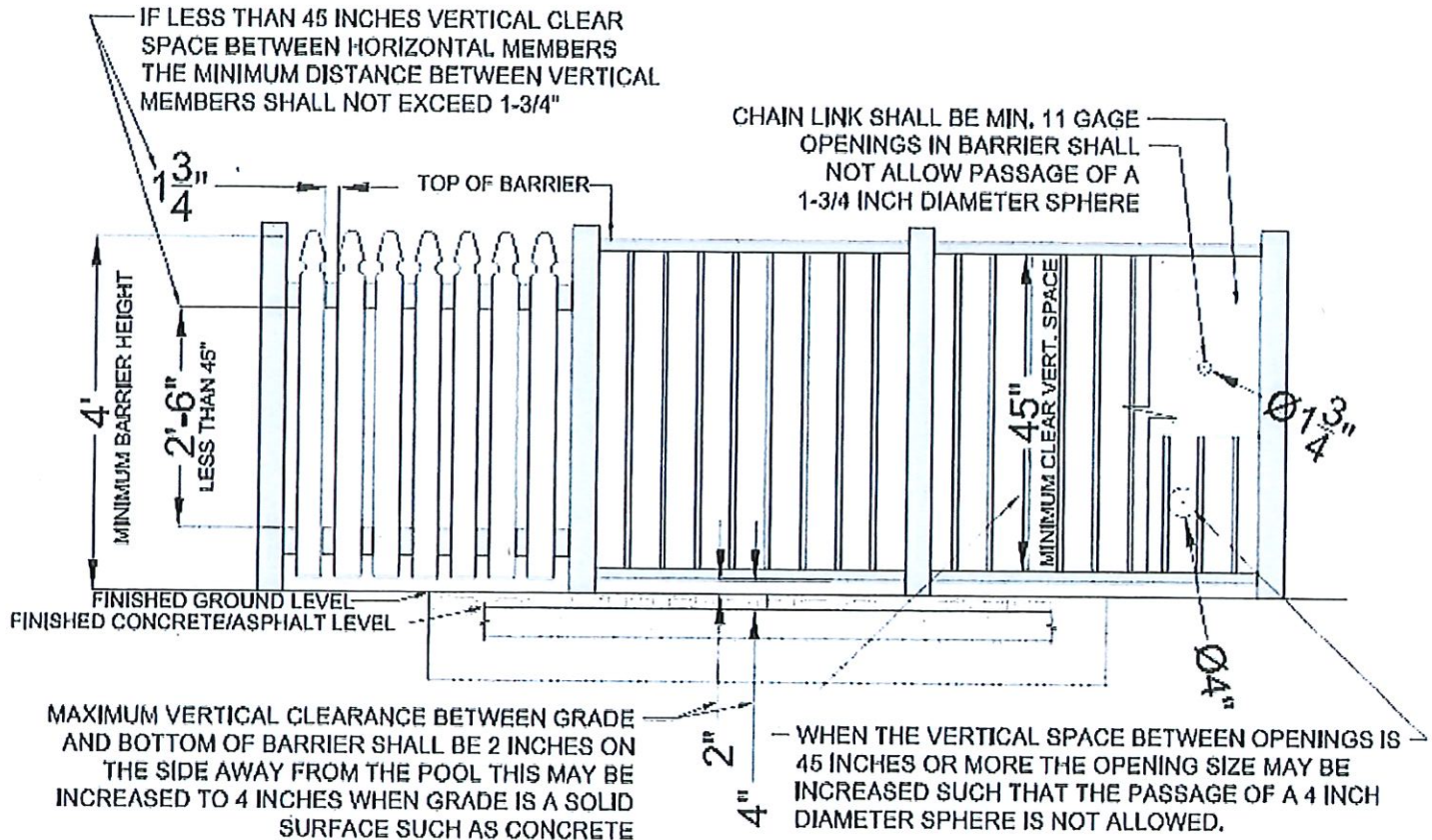


City of Fayetteville
Building & Zoning Department

Swimming Pools

SWIMMING POOLS: BARRIERS, GATES, LATCHES AND ALARMS 2018 INTERNATIONAL SWIMMING POOL AND SPA CODE

ILLUSTRATION #3



City of Fayetteville
Building & Zoning Department

Pool Barrier and Alarm Affidavit

As the owner of the property located at:_____

I am aware of the requirements for: the enclosure of a swimming pool in accordance with Section 305 of the 2018 International Swimming Pool and Spa Code (ISPSC), **and a pool alarm per the State of TN., State Law TCA 38-14-804.**

I take full responsibility, as the property owner, for ensuring that the swimming pool enclosure and the alarm are installed as required. I will obtain a final inspection before using or occupying the swimming pool.

Owners Name (Print)

Owners Signature

State of Tennessee
County of Lincoln

Personally appeared before me, the undersigned authority, a Notary Public in and for said County and State, the within named _____, with whom I am personally acquainted or who proved to me on the basis of satisfactory evidence, and who acknowledged that he/she signed the foregoing instrument for the purposes therein contained.

Notary Public

My Commission Expires:
