



**SEA THE
FUTURE
WITH US**

2022 3rd qtr. Financial Report

Eric Russell | Chief Financial Officer

November 1, 2022



@portofeverett | #portofeverett



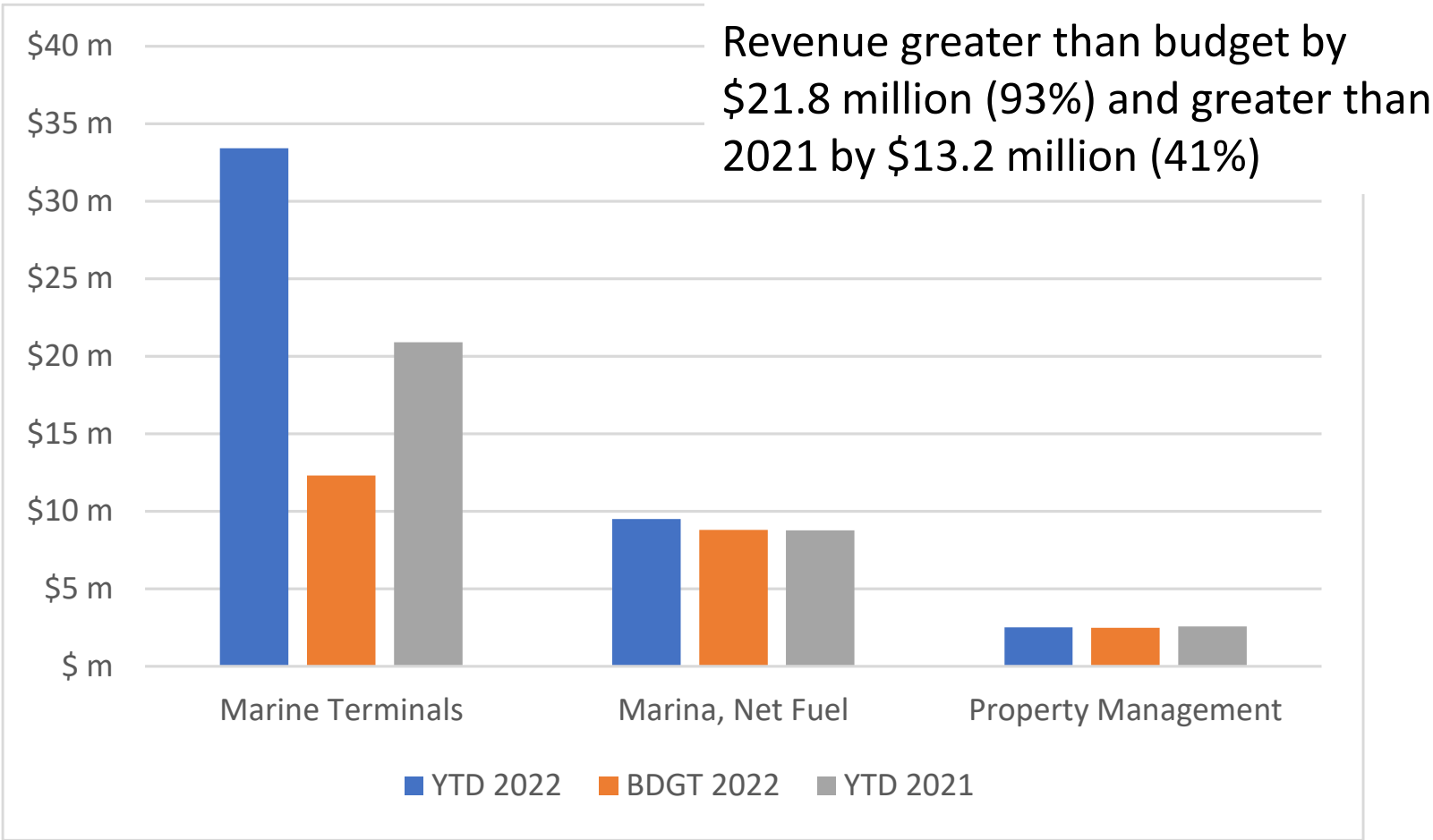
Financial Report

September 30, 2022

- **Presentation Outline**
 - Operations
 - Non-Operating
 - Net Position (Balance Sheet)

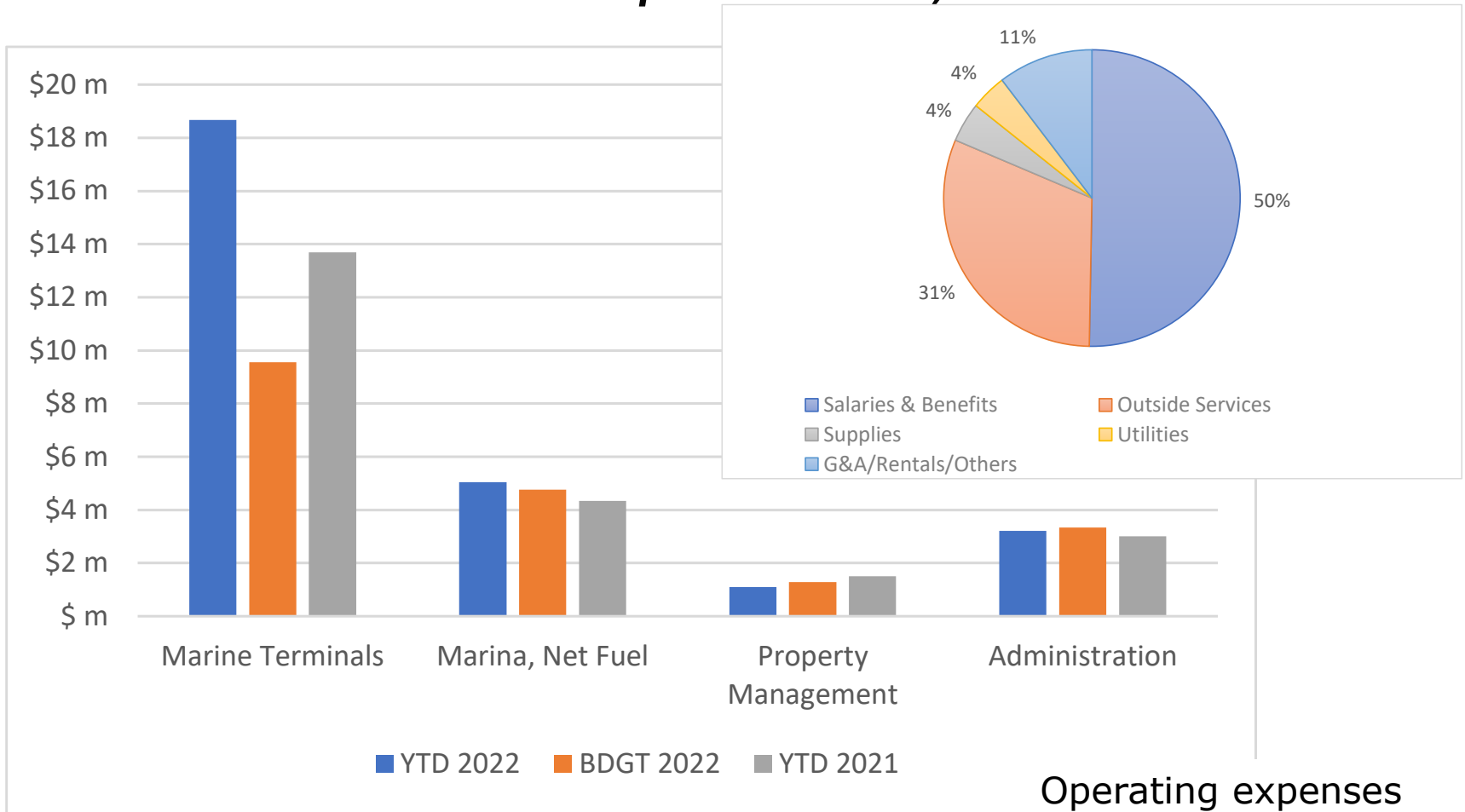
REVENUE

Year to date September 30, 2022



OPERATING EXPENSES

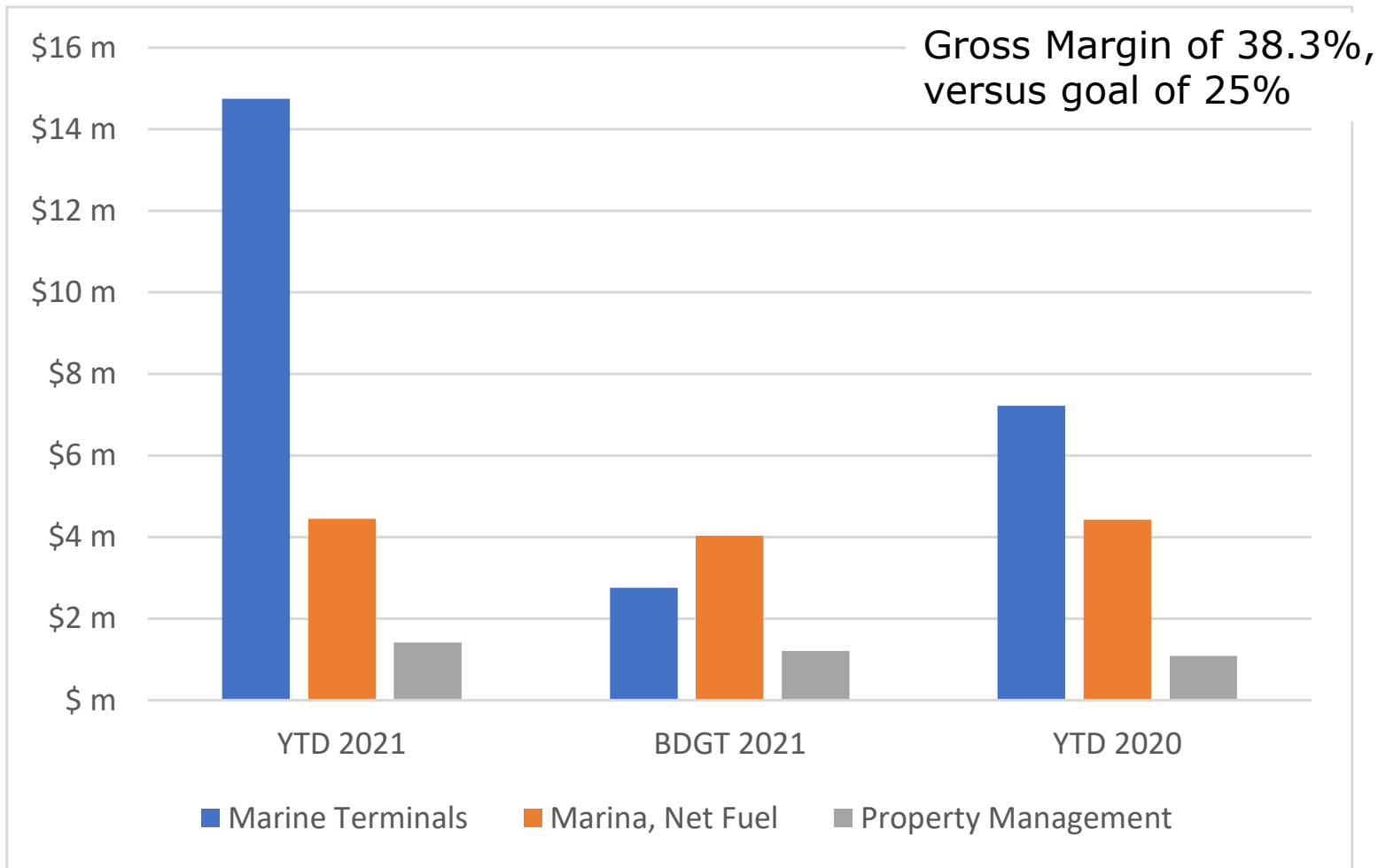
Year to date September 30, 2022



Operating expenses totaled \$28.0M which is 48% greater than 2021

INCOME BEFORE **DEPRECIATION**

Year to date September 30, 2022



NON-OPERATING **INCOME/EXPENSES**

Year to date September 30, 2022

Non-operating Revenue	YTD 2022	BDGT 2022	YTD 2021
Interest Income	67	53	71
Property Taxes	3,866	3,900	3,818
Other	72	-23	75
	4,005	3,930	3,964

Non-operating Expenses	YTD 2022	BDGT 2022	YTD 2021
Interest Expense	1,938	2,186	2,145
Public Access Expense	374	468	528
Public Access Depreciation	745	828	756
Other	121	10	99
	3,178	3,493	3,528

In thousands

STATEMENT OF **NET POSITION**

As of September 30,

	<i>2022</i>	<i>2021</i>
Current Assets	\$22.1 m	\$32.9 m
Notes Receivable	\$4.0 m	\$4.0 m
Capital Assets, Net	\$361.3 m	\$336.8 m
Other Non-current Assets	\$7.4 m	\$.1 m
Total Assets	<u>\$394.8 m</u>	<u>\$373.8 m</u>
Deferred Outflows of Net Position	<u>\$1.0 m</u>	<u>\$1.2 m</u>
Current Liabilities	\$21.4 m	\$15.2 m
Long Term Liabilities	\$142.1 m	\$162.6 m
Total Liabilities	<u>\$163.5 m</u>	<u>\$177.8 m</u>
Deferred Inflows of Net Position	<u>\$9.1 m</u>	<u>\$2.5 m</u>
Net Position	<u>\$223.2 m</u>	<u>\$194.7 m</u>