



**SEA THE  
FUTURE  
WITH US**

# **2021 1st qtr. Financial Report**

Eric Russell | Chief Financial Officer

May 11, 2021



@portofeverett | #portofeverett



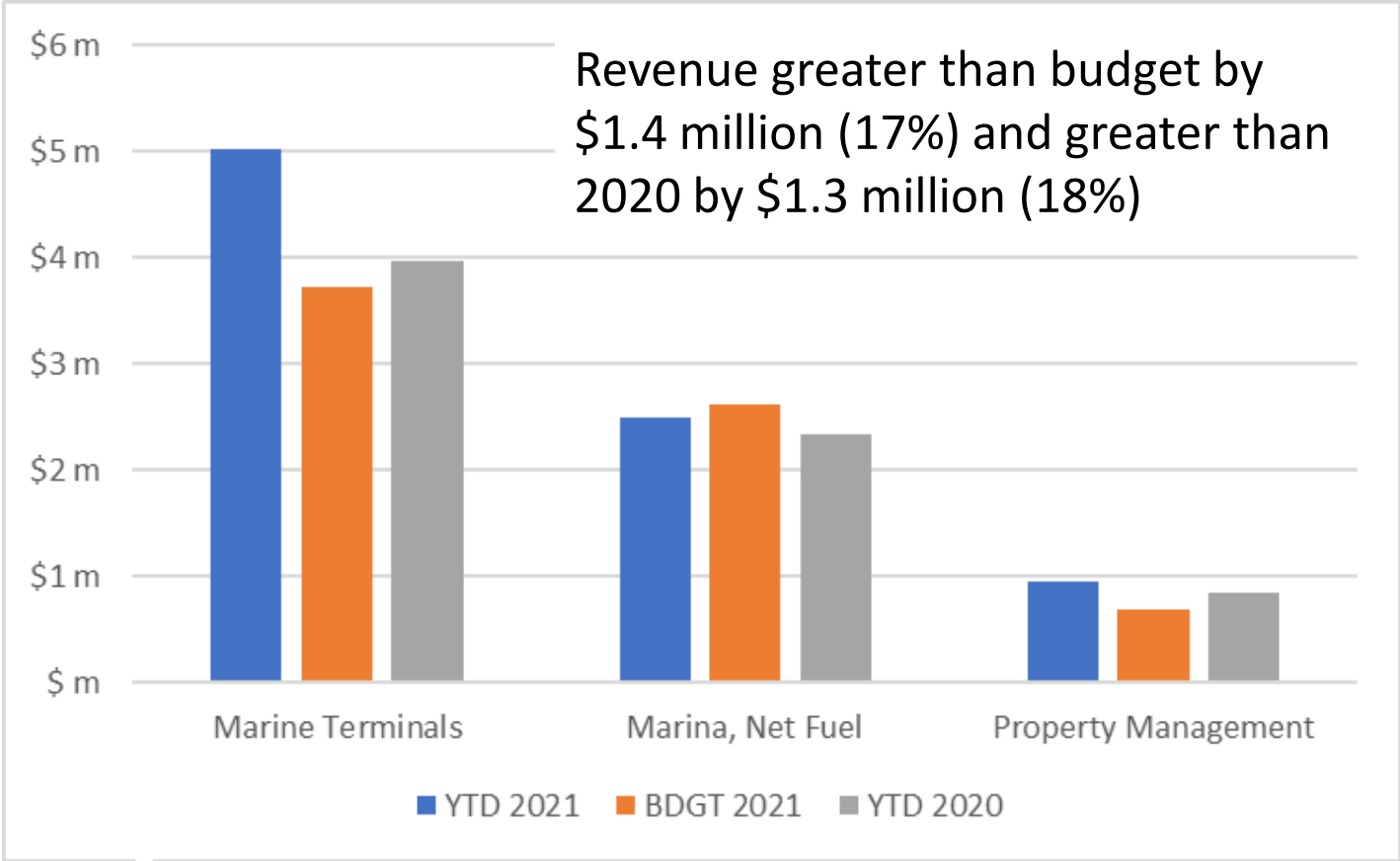
# Financial Report

## **March 31, 2021**

- **Presentation Outline**
  - Operations
  - Non-Operating
  - Net Position (Balance Sheet)

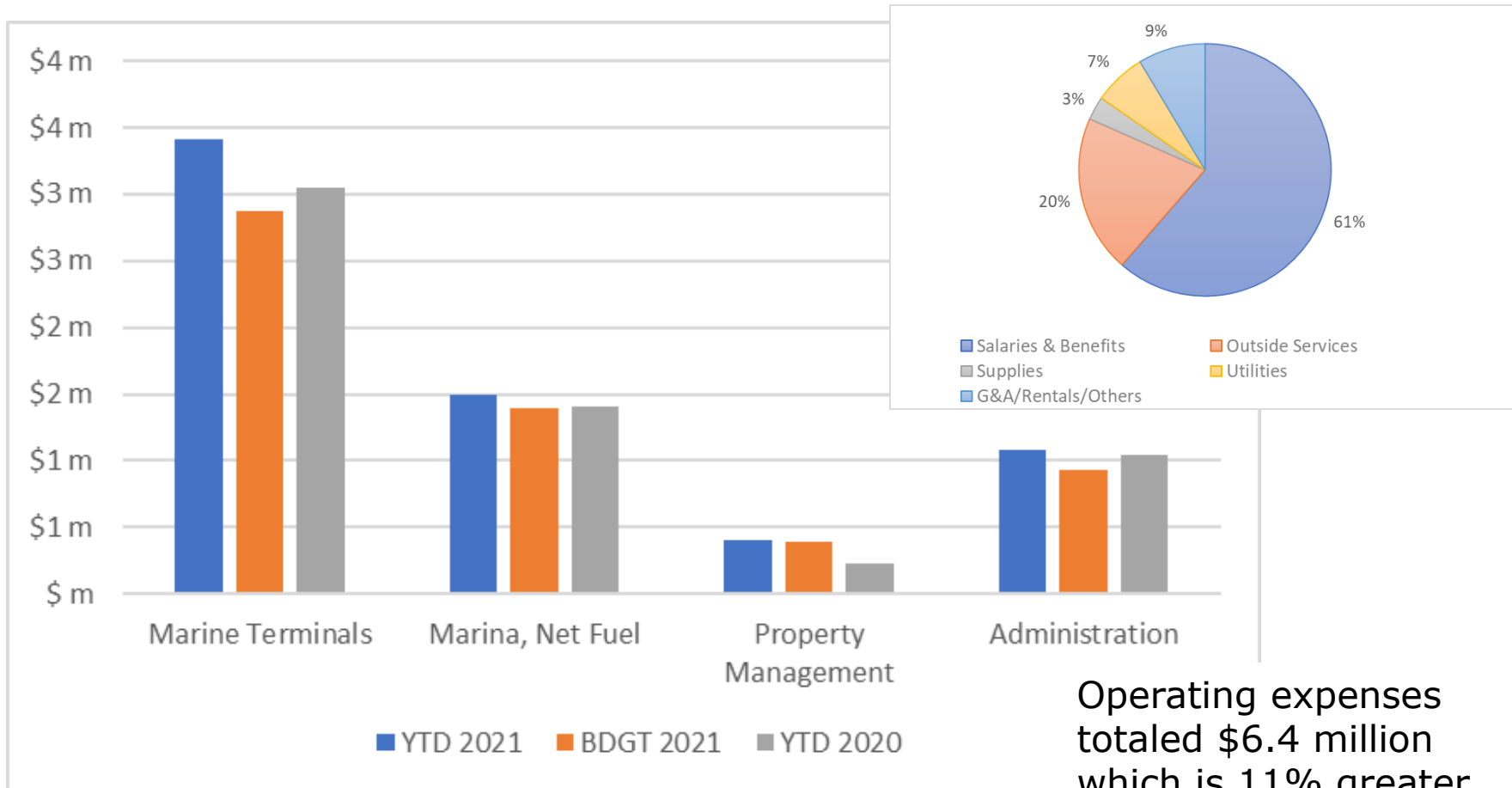
# REVENUE

*Year to date March 31, 2021*



# OPERATING EXPENSES

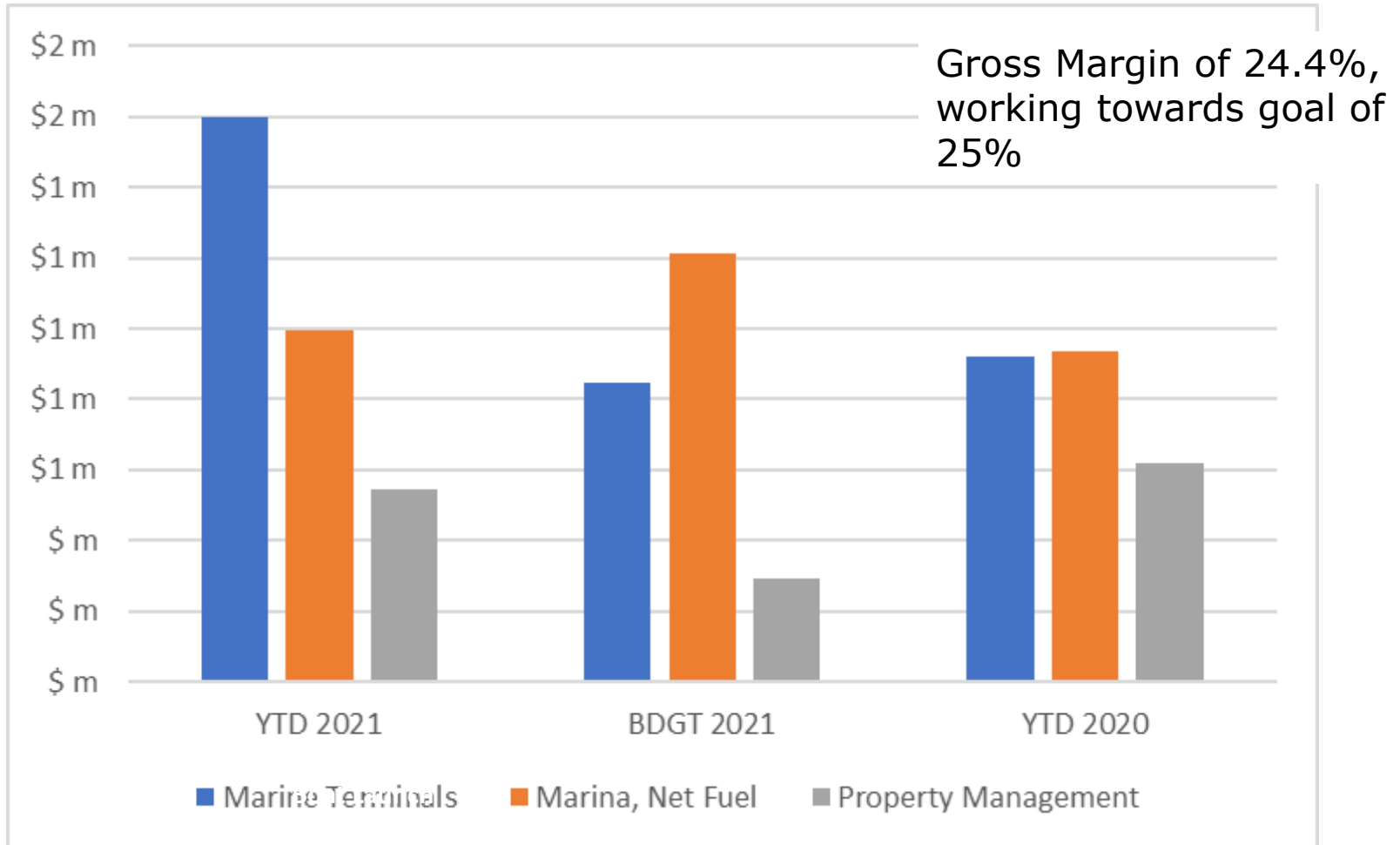
*Year to date March 31, 2021*



Operating expenses totaled \$6.4 million which is 11% greater than 1st qtr 2020

# INCOME BEFORE DEPRECIATION

*Year to date March 31, 2021*



Does not include Administration

# NON-OPERATING **INCOME/EXPENSES**

*Year to date March 31, 2021*

<b>Non-operating Revenue</b>	<b>YTD 2021</b>	<b>BDGT 2021</b>	<b>YTD 2020</b>
Interest Income	14	17	8
Property Taxes	1,280	1,275	1,264
Other	-9	-8	-55
	1,285	1,285	1,217

<b>Non-operating Expenses</b>	<b>YTD 2021</b>	<b>BDGT 2021</b>	<b>YTD 2020</b>
Interest Expense	710	763	843
Public Access Expense	147	161	68
Public Access Depreciation	252	264	243
Other	31	32	227
	1,140	1,220	1,381

# STATEMENT OF **NET POSITION**

*As of March 31, 2021*

Current Assets	\$27.9 m	\$25.8 m
Notes Receivable	\$4.0 m	\$4.8 m
Capital Assets, Net	\$345.9 m	\$357.2 m
Other Non-current Assets	\$0.1 m	\$0.1 m
Total Assets	<u>\$378.0 m</u>	<u>\$387.8 m</u>
Deferred Outflows of Net Position	<u>\$1.2 m</u>	<u>\$1.2 m</u>
Current Liabilities	\$13.2 m	\$9.4 m
Long Term Liabilities	\$167.3 m	\$146.6 m
Total Liabilities	<u>\$180.5 m</u>	<u>\$156.0 m</u>
Deferred Inflows of Net Position	<u>\$5.0 m</u>	<u>\$5.8 m</u>
Net Position	<u>\$193.6 m</u>	<u>\$227.1 m</u>