



**SEA THE  
FUTURE  
WITH US**

# 2020 4th qtr. Financial Report

Eric Russell | Chief Financial Officer

March 2, 2021



@portofeverett | #portofeverett



# Financial Report

## **December 31, 2020**

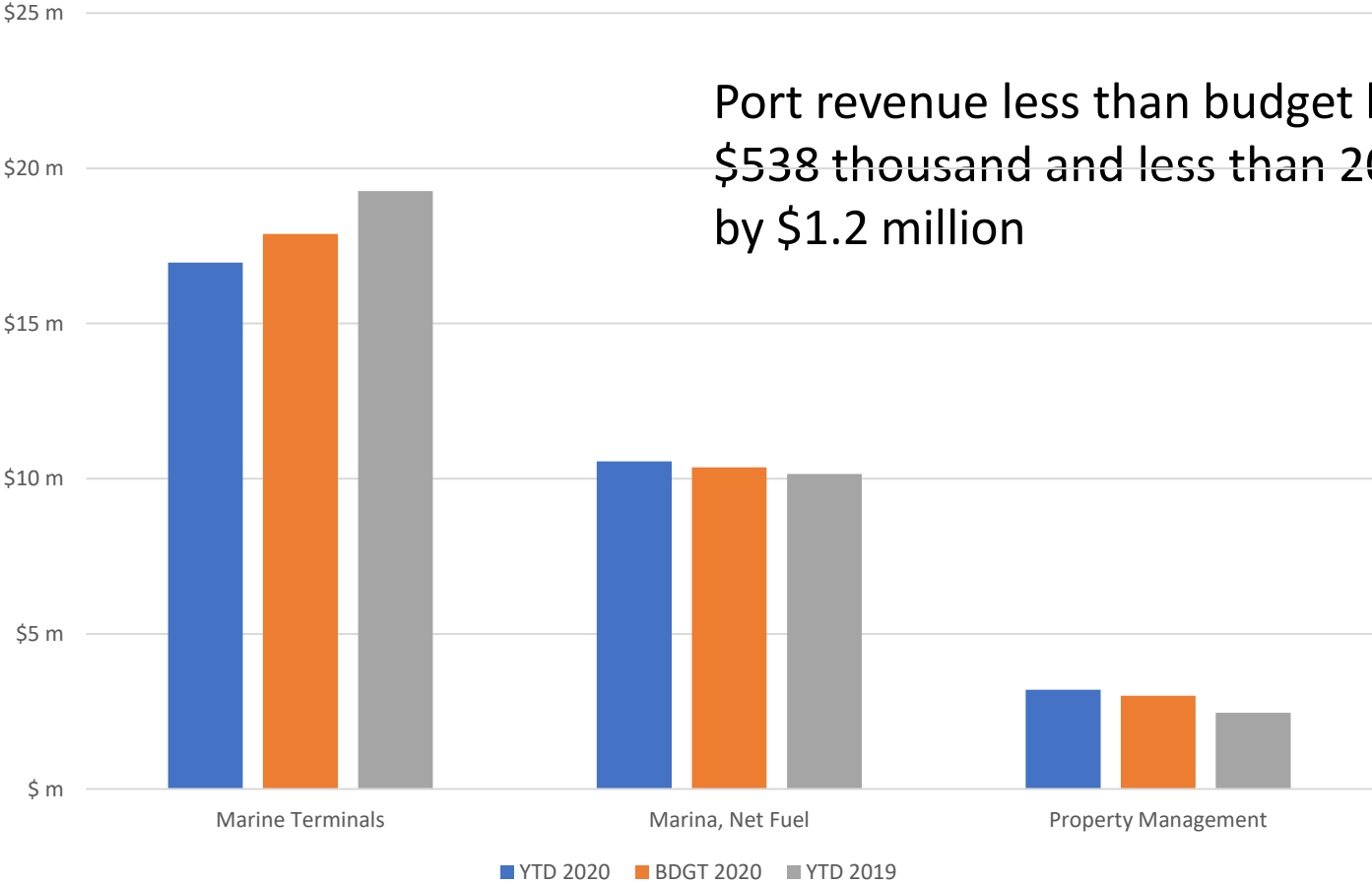
**DRAFT**

- **Presentation Outline**
  - Operations
  - Non-Operating
  - Net Position (Balance Sheet)

# REVENUE

DRAFT

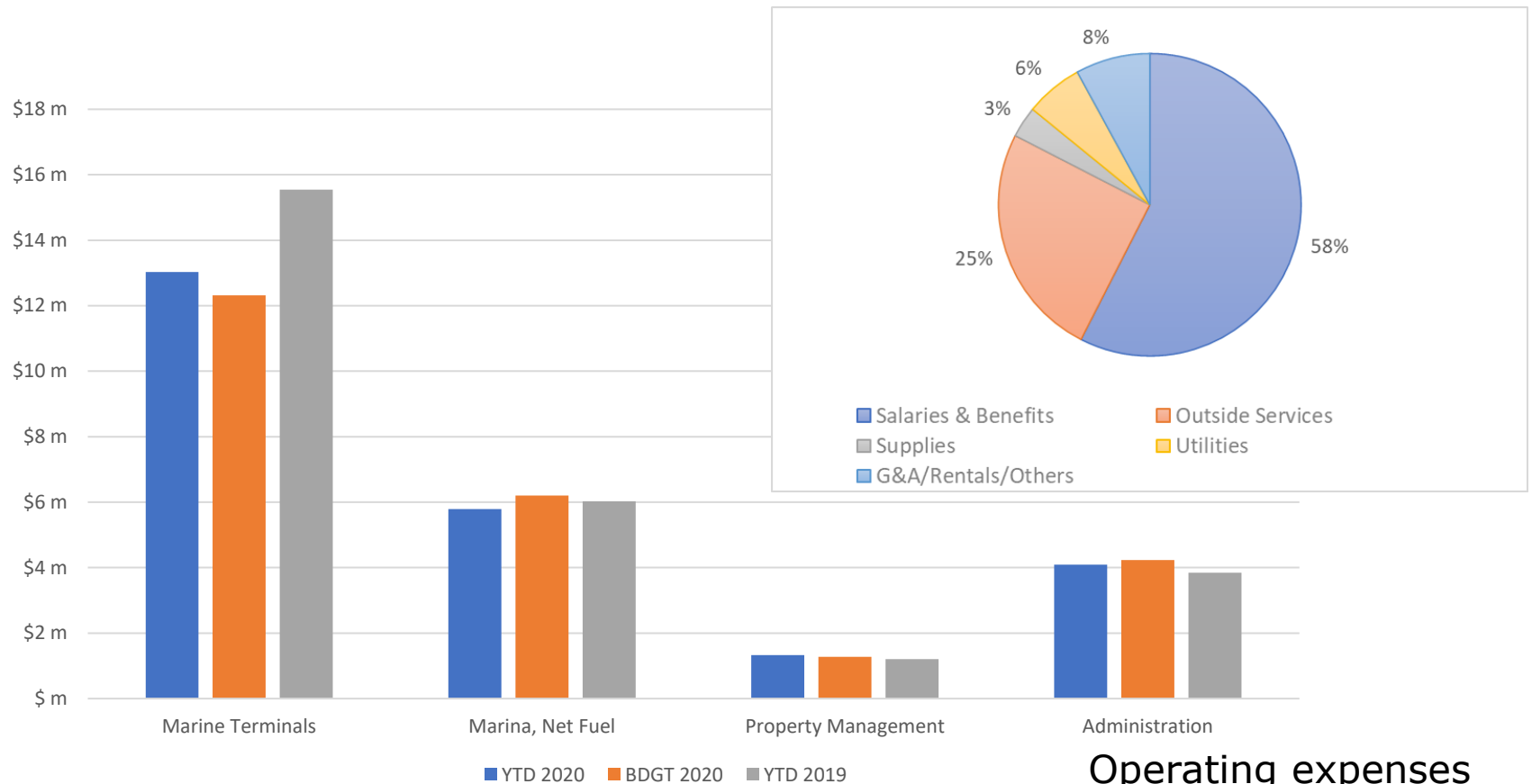
*Year to date December 31, 2020*



Port revenue less than budget by \$538 thousand and less than 2019 by \$1.2 million

# OPERATING EXPENSES DRAFT

*Year to date December 31, 2020*

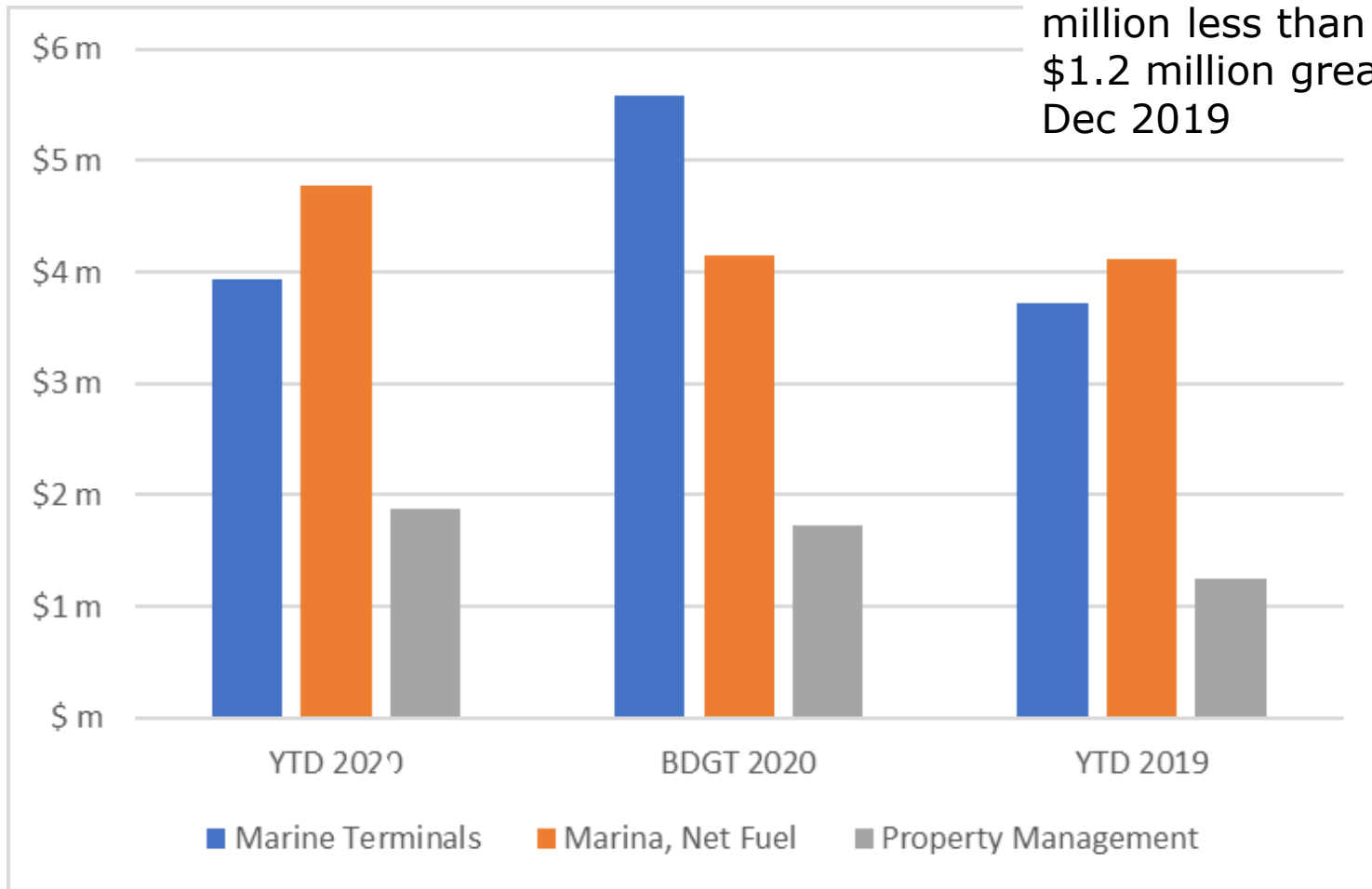


Operating expenses totaled \$24.2 million which is 9% less than 4th qtr 2019

# INCOME BEFORE DEPRECIATION

*Year to date December 31, 2020*

Operating income is \$.7 million less than budget but \$1.2 million greater than Dec 2019



# NON-OPERATING INCOME/EXPENSES

*Year to date December 31, 2020*

Non-operating Revenue	YTD 2020	BDGT 2020	YTD 2019
Interest Income	279	300	660
Property Taxes	5,029	5,032	4,956
Other	14	80	730
	5,321	5,412	6,346

Non-operating Expenses	YTD 2020	BDGT 2020	YTD 2019
Interest Expense	3,233	4,229	2,139
Public Access Expense	489	726	566
Public Access Depreciation	1,033	1,004	529
Other	404	759	5,238
	5,158	6,718	8,472

# STATEMENT OF **NET POSITION**

DRAFT

*As of December 31, 2020*

## Net Position

	2020	2019
Current Assets	\$24.5 m	\$22.5 m
Notes Receivable	\$4.0 m	\$6.1 m
Capital Assets, Net	\$348.2 m	\$358.1 m
Other Non-current Assets	\$.1 m	\$.1 m
Total Assets	<u>\$376.8 m</u>	<u>\$386.8 m</u>
Deferred Outflows of Net Position	<u>\$1.1 m</u>	<u>\$1.2 m</u>
Current Liabilities	\$7.7 m	\$11.8 m
Long Term Liabilities	\$145.9 m	\$145.1 m
Total Liabilities	<u>\$153.5 m</u>	<u>\$156.9 m</u>
Deferred Inflows of Net Position	<u>\$2.1 m</u>	<u>\$2.1 m</u>
Net Position	<u>\$222.3 m</u>	<u>\$229.0 m</u>