



**SEA THE
FUTURE
WITH US**

2021 2nd qtr. Financial Report

Eric Russell | Chief Financial Officer

August 10, 2021



@portofeverett | #portofeverett



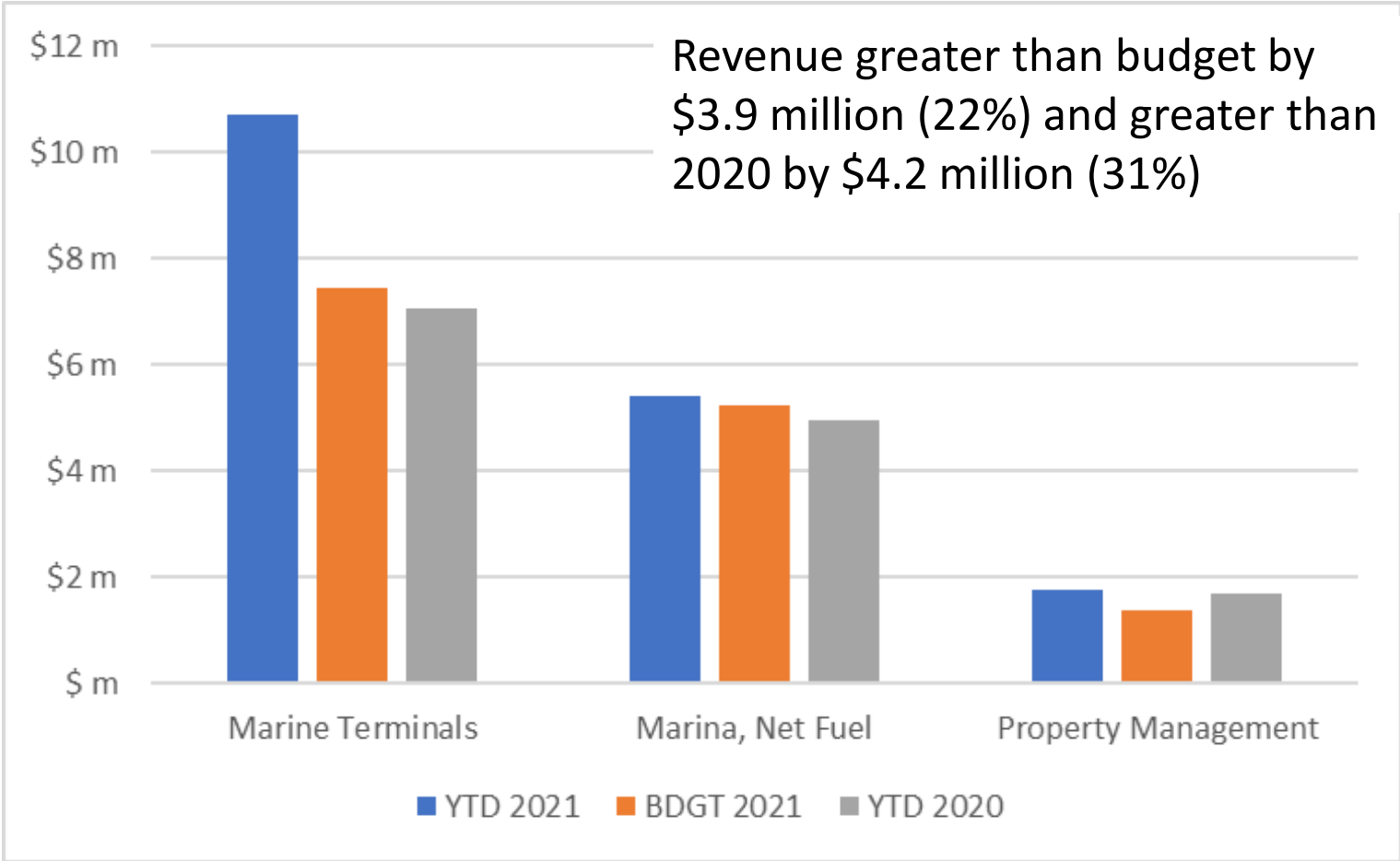
Financial Report

June 30, 2021

- **Presentation Outline**
 - Operations
 - Non-Operating
 - Net Position (Balance Sheet)

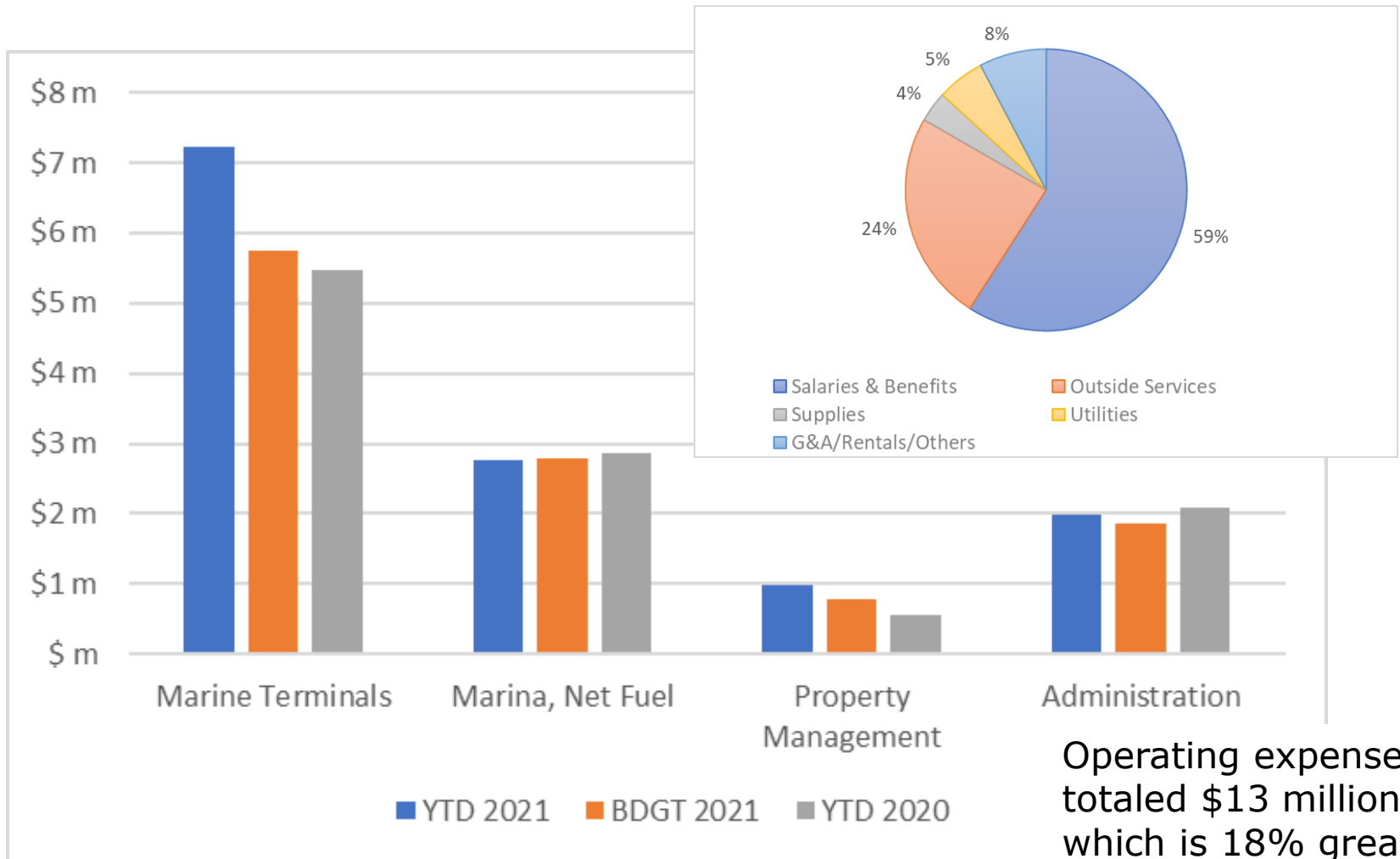
REVENUE

Year to date June 30, 2021



OPERATING EXPENSES

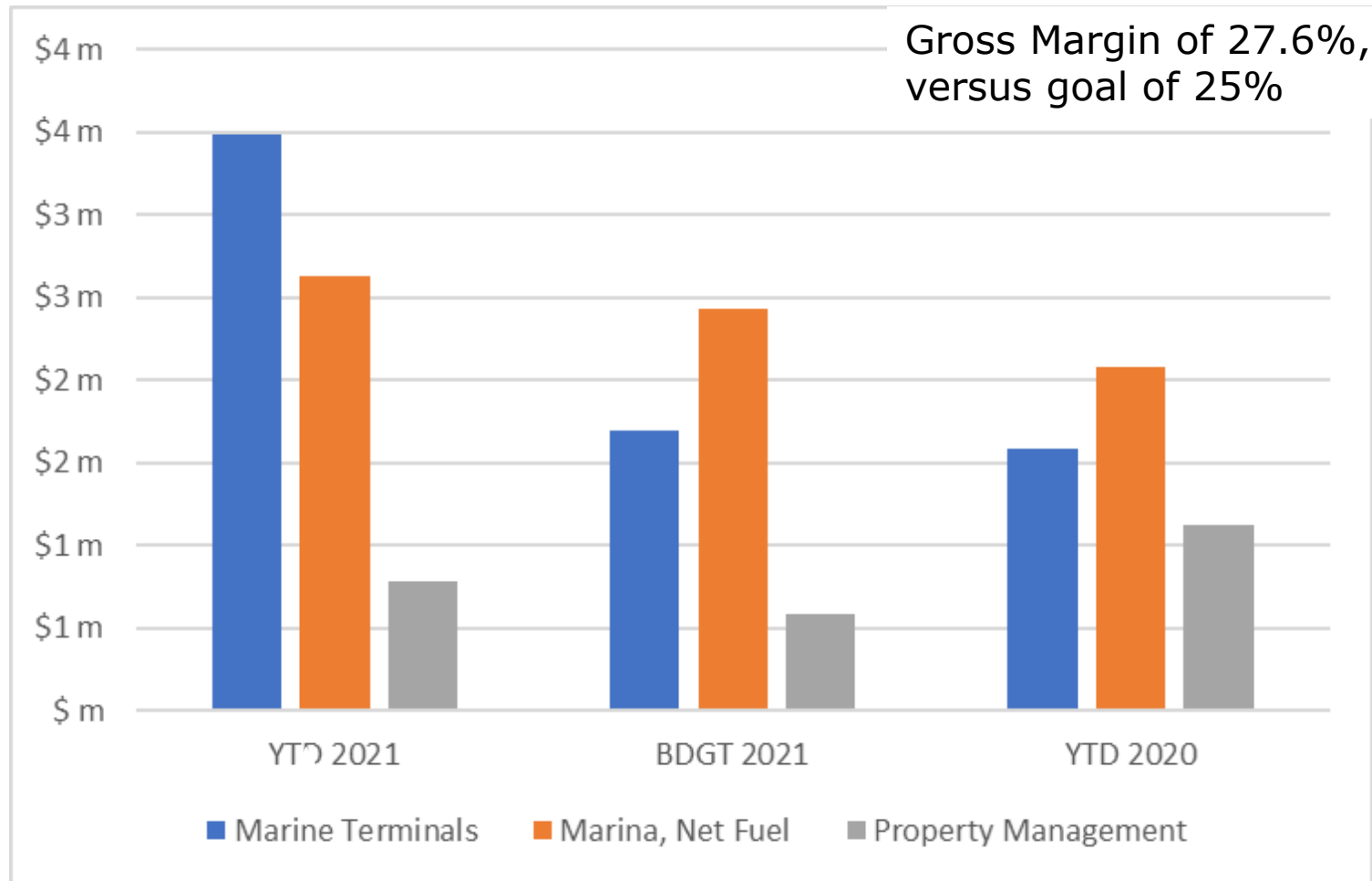
Year to date June 30, 2021



Operating expenses totaled \$13 million which is 18% greater than 2nd qtr 2020

INCOME BEFORE DEPRECIATION

Year to date June 30, 2021



Does not include Administration

NON-OPERATING **INCOME/EXPENSES**

Year to date June 30, 2021

Non-operating Revenue	YTD 2021	BDGT 2021	YTD 2020
Interest Income	29	35	59
Property Taxes	2,541	2,550	2,520
Other	-7	-15	-54
	2,563	2,570	2,525

Non-operating Expenses	YTD 2021	BDGT 2021	YTD 2020
Interest Expense	1,331	1,526	1,604
Public Access Expense	325	322	221
Public Access Depreciation	504	528	508
Other	64	64	259
	2,224	2,440	2,591

In thousands

STATEMENT OF **NET POSITION**

As of June 30,

	2021	2020
Current Assets	\$25.1 m	\$25.2 m
Notes Receivable	\$4.0 m	\$4.8 m
Capital Assets, Net	\$343.2 m	\$353.5 m
Other Non-current Assets	\$.1 m	\$.1 m
Total Assets	<u>\$372.3 m</u>	<u>\$383.6 m</u>
Deferred Outflows of Net Position	<u>\$1.2 m</u>	<u>\$1.1 m</u>
Current Liabilities	\$13.1 m	\$8.7 m
Long Term Liabilities	\$163.5 m	\$146.3 m
Total Liabilities	<u>\$176.5 m</u>	<u>\$155.0 m</u>
Deferred Inflows of Net Position	<u>\$3.8 m</u>	<u>\$4.6 m</u>
Net Position	<u>\$193.2 m</u>	<u>\$225.1 m</u>