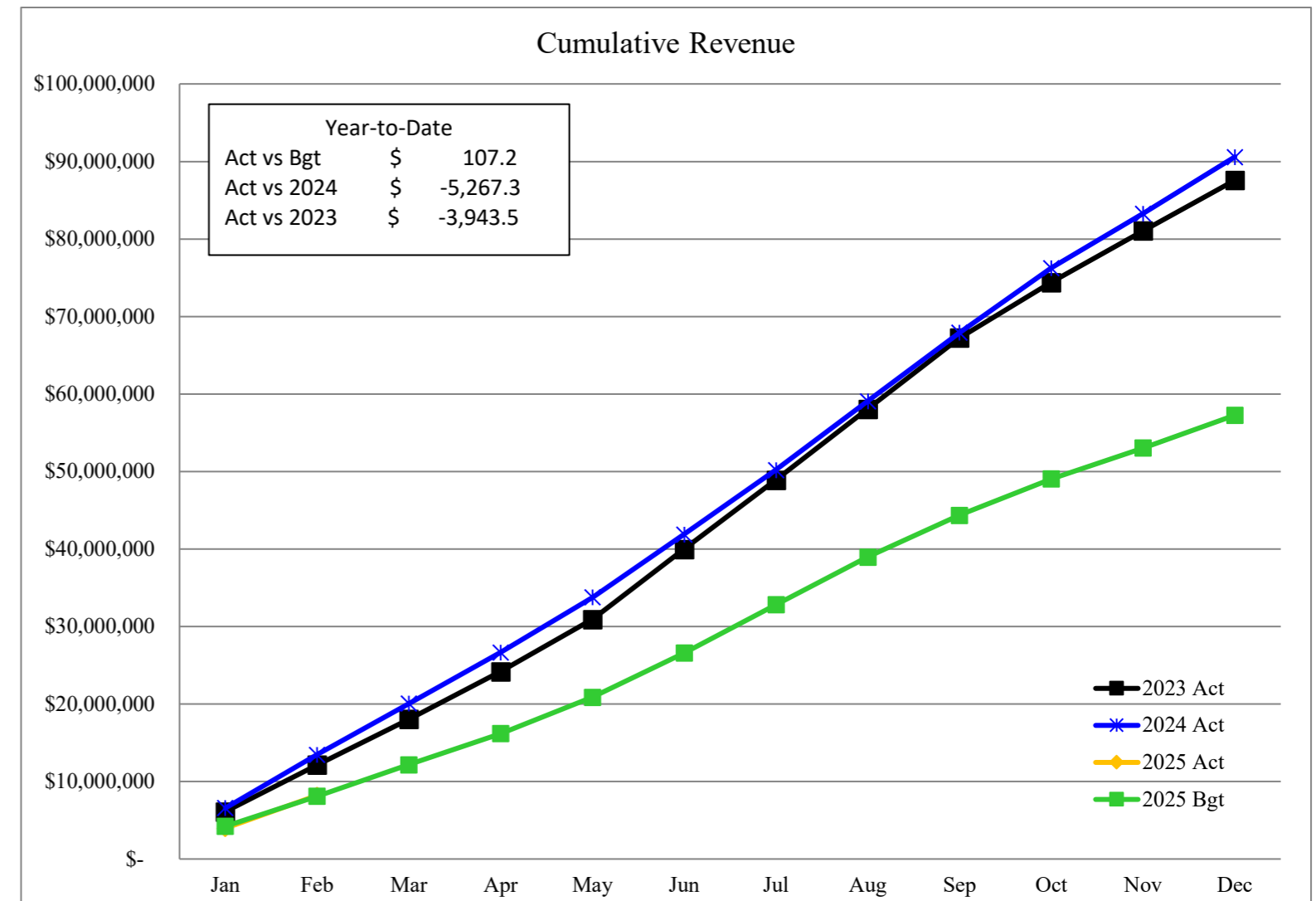
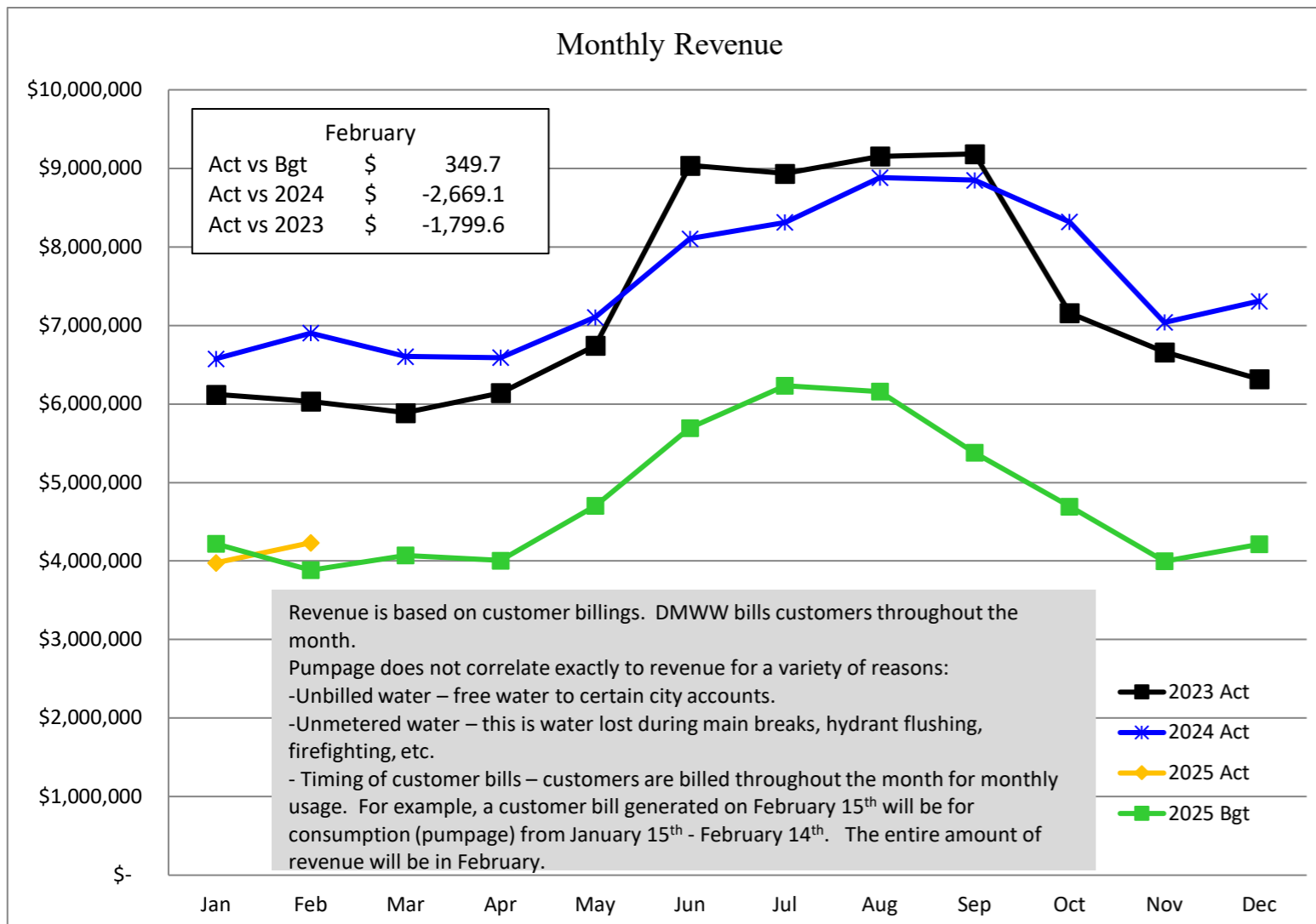
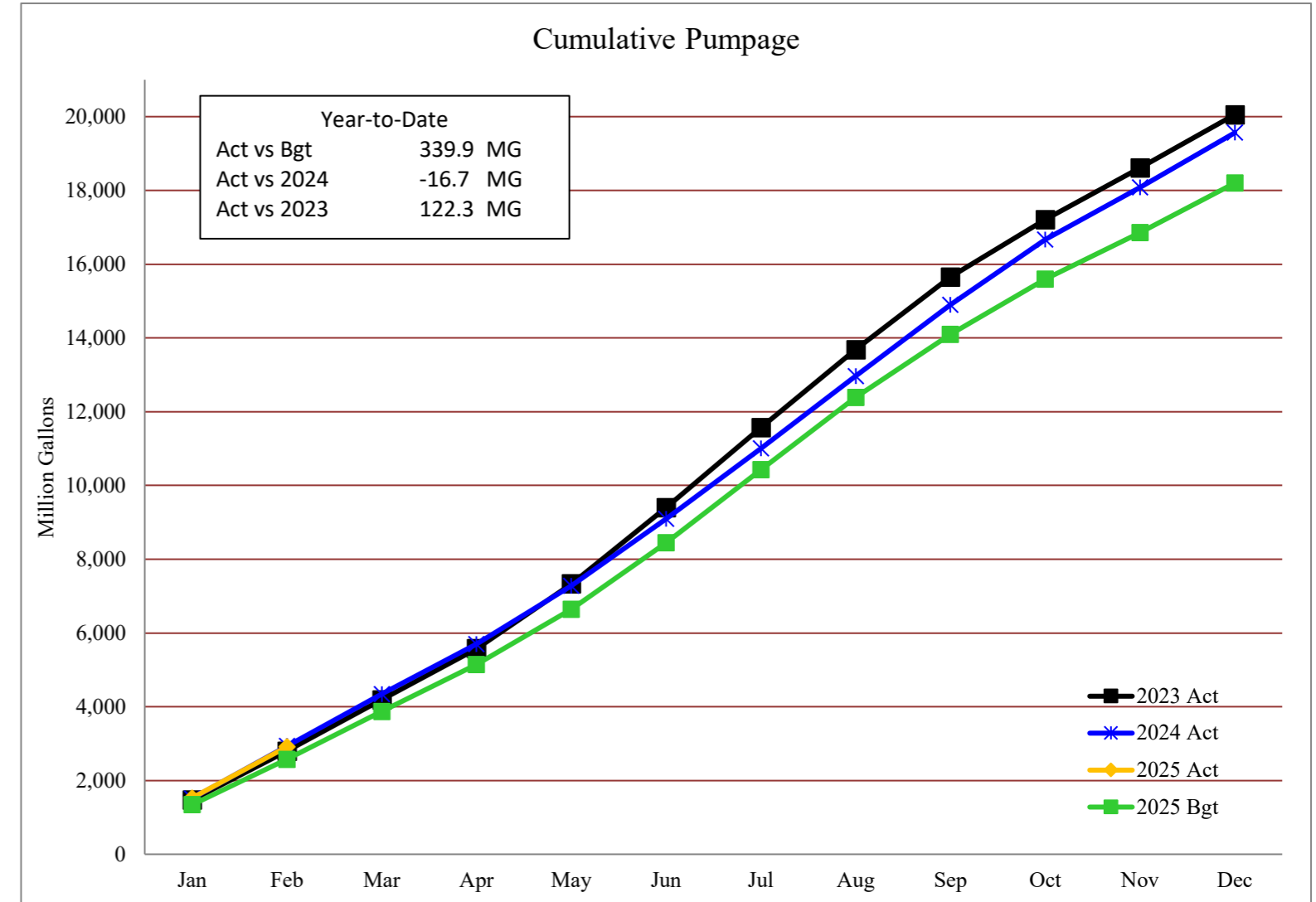
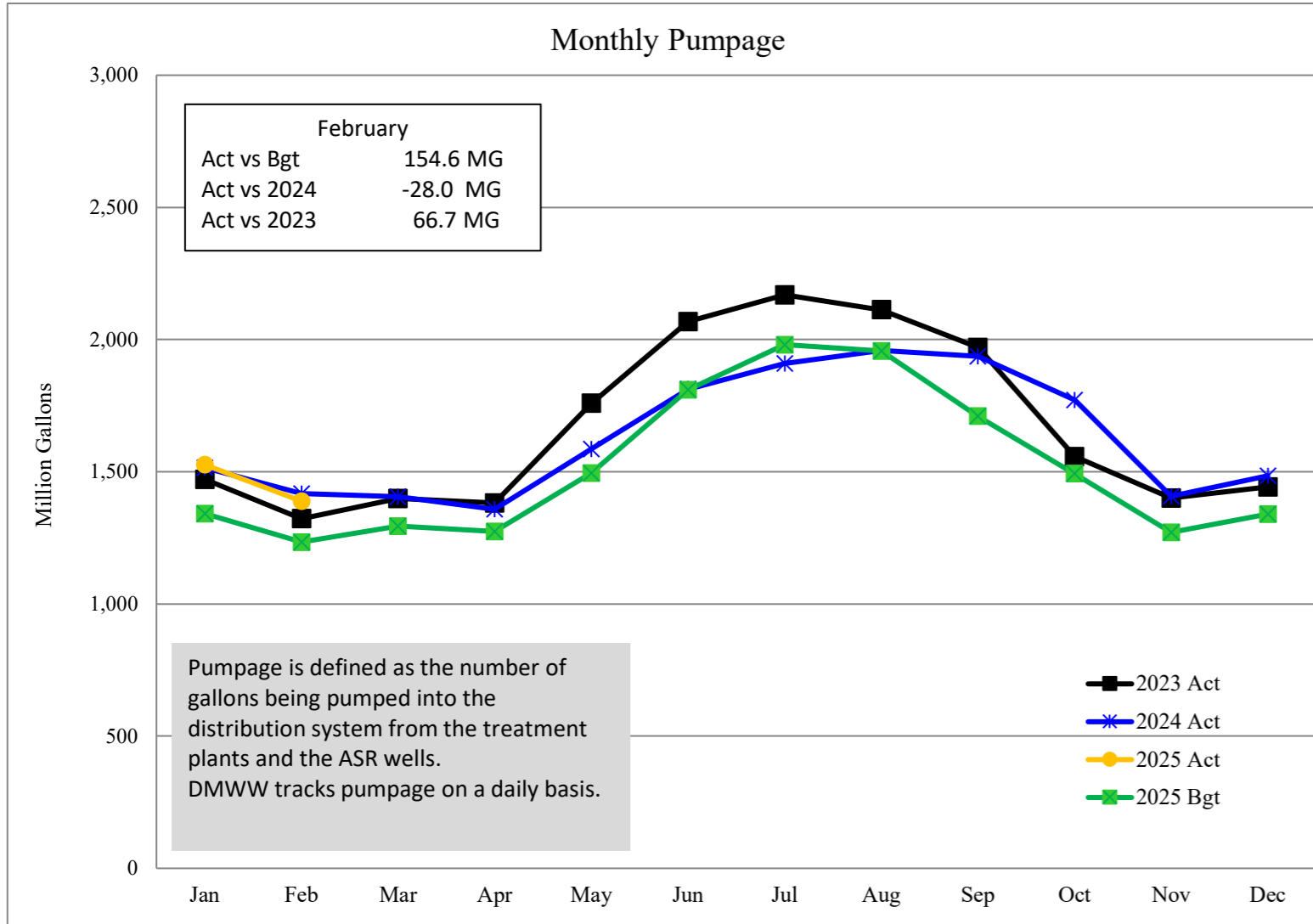


Pumpage & Revenue Graphs February 2025



MEETING
Board of Water Works Trustees
Des Moines Water Works
March 25, 2025
2201 George Flagg Parkway
3:30 p.m.

Join Zoom Meeting

<https://us02web.zoom.us/j/82306698824?pwd=i5RHozh5PPg0ze9KbQE8bVXpFXiWt3.1>

Meeting ID: 823 0669 8824 Passcode: 226265

Decision Agenda

I. Consent Agenda:

- A. Minutes, February 25, 2025, Board of Water Works Trustees Meeting
Minutes, March 4, 2025, Finance and Audit Committee Meeting
Minutes, March 11, 2025, Planning Committee Meeting
- B. Financial Statements
- C. List of Payments for February 2025
- D. Summary of CEO-Approved Expenditures in Excess of \$50,000
- E. Next Meeting Date – April 22, 2025

II. Public Comment Period:

III. Action Items:

- A. 2024 Des Moines Water Main Replacement Contract 1 – NE
 - a. Public Hearing
 - b. Adoption of Form of Contracts, Plans and Specifications, and Estimated Cost
 - c. Analysis of Bids Received
 - d. Award of Contract and Authorization to Execute Contract
- B. Acceptance of 2024 FWTP – 5 kV System Upgrades – Relays
- C. Acceptance of 2024 Multiple Facilities – Roof Repairs
- D. Request Authorization to Reimburse the City of Windsor Heights for Water Main Relocations for 68th Street

IV. Information Items:

- A. Board Committee Reports
 - Finance and Audit Committee
 - Planning Committee
- C. Board Membership Reports
 - Central Iowa Water Works Board
 - CIWW Board Highlights
 - Des Moines Water Works Park Foundation Board

OSHA Recordable Injuries YTD: 1
--

- D. CEO and General Manager’s Comments
 - CEO Selection Update

- E. Utility Updates
 - Safety Update
 - Community Outreach Update
 - Contract Status and Professional Services Agreements

- V. ***Adjournment***

Schedule of Board Activities – April & May Time: 3:30 p.m.		
<u>Date</u>	<u>Location</u>	<u>Meeting</u>
April 1	Board Room & Virtual	Finance and Audit Committee Meeting
April 8	Board Room & Virtual	Planning Committee Meeting
April 22	Board Room & Virtual	Board of Water Works Trustees
May 6	Board Room & Virtual	Finance and Audit Committee Meeting
May 13	Board Room & Virtual	Planning Committee Meeting
May 27	Board Room & Virtual	Board of Water Works Trustees

Schedule of Central Iowa Water Works Activities April & May			
<u>Date</u>	<u>Time</u>	<u>Location</u>	<u>Meeting</u>
April 12	1:00 pm	DMWW Board Room	CIWW Technical Committee Meeting
April 23	3:00 pm	MidAmerican RecPlex	Board Meeting
May 14	1:00 pm	DMWW Board Room	CIWW Technical Committee Meeting
May 28	3:00 pm	MidAmerican RecPlex	Board Meeting

For a complete schedule of Central Iowa Water Works Board activities, please visit their website at www.ciww.gov.



DES MOINES WATER WORKS
Board of Water Works Trustees

Agenda Item No. Consent
Meeting Date: March 25, 2025
Chairperson's Signature Yes No

AGENDA ITEM FORM

SUBJECT: Consent Agenda

SUMMARY:

- A. Minutes, February 25, 2025, Board of Water Works Trustees Meeting
Request: Approve February 25, 2025, Minutes
Minutes, March 4, 2025, Finance & Audit Committee Meeting
Request: Approve March 4, 2025, Minutes
Minutes, March 11, 2025, Planning Committee Meeting
Request: Approve March 11, 2025, Minutes
- B. Financial Statements
 - At February 2025, total assets of the Des Moines Water Works were \$553.0 million, liabilities totaled \$53.1 million, deferred outflows totaled \$9.6 million, deferred inflows totaled \$8.3 million and Net Position (contributions and retained earnings) were \$501.2 million.
 - Total operating revenue for the month of February was \$4.7 million. Purchased Water CIWW was \$2.1 million. Operating expenses for the month were approximately \$6.3 million. Operating Expenses Reimbursed by CIWW were \$(2.4) million, other income was \$0.1 million, leaving net earnings of approximately \$(2.0) million.
 - **Request:** Receive and File the February 2025 Financial Statements.
- C. List of Payments for February 2025
Request: Approve February 2025 payments
- D. Summary of CEO-approved expenditures in excess of \$50,000
Request: Approve the CEO-approved expenditures in excess of \$50,000
- E. Next Meeting Date – April 22, 2025
Request: Approve April 22, 2025, as the date of the next meeting of the Board of Water Works Trustees.

FISCAL IMPACT:




No impact to budget.

RECOMMENDED ACTION:

Approve Consent Agenda Items A, B, C, D, and E.

BOARD REQUIRED ACTION:

Motion to approve Consent Agenda.

 Michelle Holland, CPA Controller	3/19/25 (date)	 Amy Kahler, CPA Chief Financial Officer	(date)	 Ted Corrigan, P.E. CEO and General Manager	3/25/25 (date)
--	-------------------	---	--------	--	-------------------

Attachments: February 25, 2025, Board of Water Works Trustees Meeting Minutes; March 4, 2025, Finance & Audit Committee Meeting; March 11, 2025, Planning Committee Meeting Minutes; February 2025 Financial Statements; List of Payments; Summary of CEO-approved expenditures in excess of \$50,000

MINUTES OF CALLED MEETING OF THE BOARD OF WATER WORKS TRUSTEES

PURSUANT TO NOTICE

Tuesday, February 25, 2025

Present (or Participating by Video or Audio Conference Link):

Board Members: Chairperson Ms. Andrea Boulton, Mr. Alec Davis, Mr. Graham Gillette, and Mr. David Gross

Staff members: Bill Blubaugh, Pat Bruner, Caitlin Caldwell, Nathan Casey, Ted Corrigan, Kyle Danley, Doug Garnett, Amy Kahler, Jenny Puffer, April Salus, Melissa Walker, Michelle Watson, Lindsey Wanderscheid, and Mike Zach

Also in attendance: John Lande (legal counsel) and Tami Madsen (CIWW)

Chairperson Ms. Andrea Boulton called the meeting to order at 3:30 p.m.

Consent Agenda

A motion was made by Mr. Gillette, seconded by Ms. Huppert, to approve Consent Items A, B, C, D, and E. (Approval of Minutes, January 28, 2025, Board; Approval of Payments for January; and Approval of March 25, 2025, as the next meeting of the Board of Water Works Trustees). Upon vote, the motion was adopted, with each member of the Board listed above as present voting in favor of the motion.

Public Comment Period

There were no comments from the public.

Amendment to Dickinson Bradshaw Legal Services Agreement

The Board reviewed a recommendation to approve an amendment to the Legal Services Engagement Agreement with Dickinson, Bradshaw, Fowler & Hagen, P.C. This firm is the successor to Dickinson, Mackaman, Tyler & Hagen, P.C., with whom the Board originally executed an Engagement Agreement in November 2021. That agreement, which designated John Lande as legal counsel to the Board, provided for a five-year term beginning January 1, 2022, and included a provision that attorney and staff hourly rates would remain unchanged for the first three years of the engagement, through December 31, 2024.

An annual review of legal services was conducted on February 12, 2025. Following this review, and with the initial three-year rate period having concluded, a proposed amendment was presented to the Board to revise the hourly rates for legal services. The review committee noted the continued high quality of legal services provided by the firm and recommended approval of the amendment.

After discussion, the Board voted to authorize the CEO and General Manager to execute the Amendment to the Engagement Agreement, dated January 16, 2025. Legal service fees remain budgeted within the appropriate departmental work plans.

A motion was made by Mr. Gillette and seconded by Mr. Davis to resolve to authorize the CEO and General Manager to execute the amendment dated January 16, 2025, to the Legal Services Engagement Agreement. Upon vote, the motion for resolution was adopted, with each member of the Board present voting in favor.

Receive and File 2025 Strategic Plan KPIs

The Board received a presentation regarding the 2025 Strategic Plan Initiatives and Key Performance Indicators (KPIs). This annual effort is part of the strategic planning process initiated in 2021 when Des Moines Water Works engaged HDR Inc. to facilitate a utility-wide strategic plan. The planning process included significant input from the community and stakeholders and culminated in the adoption of the 2021 Strategic Plan, which was received and filed by the Board in November 2021.

Each year, the Senior Management Team and Supervisors participate in workshops led by HDR to assess the utility's current initiatives and KPIs and to develop updated measures for the upcoming year. The proposed 2025 Strategic Plan Initiatives and KPIs were reviewed and revised following a presentation to the Finance and Audit Committee earlier this month. The Board was informed that no fiscal impact is associated with this item.

Following the presentation and discussion, the Board received and filed the 2025 Strategic Plan Initiatives and Key Performance Indicators as presented.

A motion was made by Mr. Gross and seconded by Mr. Gillette to resolve to receive and file the 2025 Strategic Plan Initiatives and Key Performance Indicators. Upon vote, the motion for the resolution was adopted unanimously, with all present Board members voting in favor.

Receive and File Climate Action and Adaptation Plan

The Board reviewed the Climate Action and Adaptation Plan (CAAP) developed for Des Moines Water Works. In February 2024, DMWW engaged Black and Veatch Corporation to develop the CAAP to address the risks, vulnerabilities, and impacts associated with changing climate trends and to provide recommendations for adaptive measures that could be implemented across the utility.

The plan was developed through a workshop-based process involving staff from multiple departments. This collaborative approach focused on identifying DMWW's most critical vulnerabilities and determining high-value strategies for climate adaptation and system risk mitigation. The workshops were guided by goals centered on minimizing service disruption during extreme events, improving system efficiency and energy reduction, and promoting long-term resilience and adaptability of infrastructure and operations.

The CAAP outlines both planning and operational strategies, as well as capital improvements, all aimed at reducing climate-related risks. In addition, the plan identifies funding opportunities to reduce the financial burden of implementing resilience strategies. Notably, proposed adaptation projects from the CAAP were incorporated into the updated Polk County Hazard Mitigation

Plan, which the Board adopted at its January 28th meeting. As a result, DMWW is now eligible to pursue hazard mitigation assistance grants through FEMA and the U.S. Department of Homeland Security.

A motion was made by Mr. Gillette and seconded by Mr. Davis to resolve to receive and file the 2025 Climate Action and Adaptation Plan. Upon vote, the motion for resolution was adopted, with each member of the Board present voting in favor.

Request Authorization for CEO and General Manager to Execute a Professional Services Agreement with Snyder & Associates, Inc. for DICO Site Water Transmission Main Replacement Design and Construction Services

The Board considered a recommendation to authorize the CEO and General Manager to execute a Professional Services Agreement with Snyder & Associates, Inc., in the amount of \$297,600 for design, permitting, and construction services for the DICO Site Water Transmission Main Replacement project.

Des Moines Water Works operates two aging 30-inch water transmission mains through the DICO Superfund site, which is now owned by the City of Des Moines and slated for redevelopment, including a proposed soccer stadium. Due to the condition of the mains and the complexity of working in the area, DMWW plans to replace them with a single 48-inch main. Snyder & Associates, Inc., was selected based on their recent work with DMWW and their qualifications in similar projects.

The estimated project cost is \$6,000,000 and will be funded through the 2025 Core Network Joint capital budget. Members of the CIWW Technical Committee have been briefed.

A motion was made by Mr. Gillette and seconded by Mr. Davis to resolve to authorize the CEO and General Manager to execute a Professional Services Agreement with Snyder & Associates, Inc., in the amount of \$297,600 for design, permitting, and construction services for the DICO Site Water Transmission Main Replacement project. Upon vote, the motion for the resolution was adopted unanimously, with all present Board members voting in favor.

Request Authorization for CEO and General Manager to Execute Amendment No. 2 to the Professional Services Agreement (PSA) with Snyder & Associates, Inc. for Saylorville Water Treatment Plant (SWTP) Transmission Improvements Design and Construction Services.

Staff presented a request to authorize Amendment No. 2 to the Professional Services Agreement with Snyder & Associates, Inc. for the Saylorville Water Treatment Plant (SWTP) Transmission Improvements project. The original agreement, authorized in November 2022, was in the amount of \$1,078,400, with Amendment No. 1 adding \$173,723 for additional services. Amendment No. 2, in the amount of \$83,248.70, includes evaluations for Hickman Road alignment alternatives, additional construction phase services for Phase 3 of the SWTP West Feeder Main, and subsurface utility verification. The total agreement amount, including both amendments, will be \$1,335,371.70. The project is funded through an Iowa State Revolving Fund loan, and members of the CIWW Technical Committee have been briefed.

A motion was made by Mr. Gross and seconded by Mr. Gillette to resolve to authorize the CEO and General Manager to execute Amendment No. 2 to the Professional Services Agreement with Snyder & Associates, Inc., in the amount of \$83,248.70 for the SWTP Transmission Improvements project. Upon vote, the motion for the resolution was adopted unanimously, with all present Board members voting in favor.

2024 FWTP Distribution Building Improvements – Remodel Phase 1

Staff provided an update on the 2024 FWTP Distribution Building Improvements – Remodel Phase 1 project. The project includes demolition of the existing parking access ramp and construction of a new addition between the Distribution and Stores buildings at the Fleur Water Treatment Plant. Plans and specifications were posted on January 7, 2025, and four bids were received and opened on February 6, 2025. The lowest responsible base bid of \$1,981,000 was submitted by Edge Commercial, below the engineer’s estimate of \$2,179,264. Based on past successful experience with the contractor, staff recommended awarding the contract to Edge Commercial. Funds for the project will be provided from the 2024 Facility Management budget.

Chairperson opened the Public Hearing for comments regarding the 2024 FWTP Distribution Building Improvements – Remodel Phase 1 project. Hearing no comments, the Chairperson closed the Public Hearing. A motion was made by Mr. Davis and seconded by Mr. Gillette to resolve to adopt the form of contract, plans and specifications, and estimated cost, and to award the 2024 FWTP Distribution Building Improvements – Remodel Phase 1 project to Edge Commercial in the amount of \$1,981,000. The motion also authorized the Chairperson and CEO and General Manager to execute the contract. Upon vote, the motion for the resolution was adopted unanimously, with all Board members voting in favor.

Request Permission to Solicit Bids for 2025 FWTP – Lab HVAC and Roof Upgrades Project and Establish the Date of the Public Hearing as the Date of the April 2025 Board Meeting

Staff presented a request to solicit bids for the 2025 FWTP – Lab HVAC and Roof Upgrades project and to establish the date of the Public Hearing as the April 2025 Board meeting. The project includes replacing a 26-year-old rooftop HVAC unit, upgrading ventilation systems, installing new electric radiant heaters, and replacing the original leaking roof with a new TPO membrane system. Temporary cooling will be provided to maintain lab operations during construction. The engineer’s estimate is \$718,964, and funding will come from the 2025 Facility Management budget. Staff recommended moving forward with the bid process.

A motion was made by Mr. Gillette and seconded by Mr. Gross to resolve to authorize staff to solicit bids for the 2025 FWTP – Lab HVAC and Roof Upgrades project, establish the date of the Public Hearing as the date of the April 2025 Board meeting, and direct staff to publish notice as provided by law. Upon vote, the motion for the resolution was adopted unanimously, with all Board members voting in favor.

Request Authorization to Solicit Bids for 2024 Des Moines Water Main Replacement Contract 1 and Establish the Date of the Public Hearing as the Date of the March 2025 Board Meeting

Staff presented a request to solicit bids for the 2024 Des Moines Water Main Replacement Contract 1 and to establish the date of the Public Hearing as the March 2025 Board meeting. The project includes replacing aging water mains along E Shawnee Avenue, E 32nd Street, E Clinton Avenue, and E 31st Street. The planned improvements involve installation of approximately 3,650 feet of new 8-inch water main using both PVC and ductile iron pipe. The engineer's estimate for the project is \$2,212,000, with funding from the 2024 and 2025 Des Moines Water Main Replacement budgets. Plans and specifications are nearing completion, and staff recommended proceeding with the bid process.

A motion was made by Mr. Gillette and seconded by Mr. Gross to resolve to authorize staff to solicit bids for the 2024 Des Moines Water Main Replacement Contract 1, establish the date of the Public Hearing as the date of the March 2025 Board meeting, and direct staff to publish notice as provided by law. Upon vote, the motion for the resolution was adopted unanimously, with all Board members voting in favor.

Request Authorization for CEO and General Manager to Execute Change Order No. 4 to Des Moines Water Works (DMWW) Saylorville Water Treatment Plant (SWTP) West Feeder Main Phase 3 project

Staff presented Change Order No. 4 for the SWTP West Feeder Main Phase 3 project, originally awarded to SJ Louis Construction, Inc. on February 27, 2024, in the amount of \$11,106,561.50. The change order includes costs for unforeseen conditions, including an unknown water and sewer service to the Beaverdale Little League property and quantity adjustments for several bid items that exceeded original estimates. Notably, additional augured steel casing pipe was required to avoid utility conflicts. The total value of Change Order No. 4 is \$100,775.90, bringing the revised contract total to \$11,318,647.11. This change was reviewed and supported by the CIWW Technical Committee. Project funding will come from an Iowa State Revolving Fund loan.

A motion was made by Mr. Gillette and seconded by Mr. Gross to resolve to authorize the CEO and General Manager to execute Change Order No. 4 to the SWTP West Feeder Main Phase 3 project in the amount of \$100,775.90. Upon vote, the motion for the resolution was adopted unanimously, with all Board members voting in favor.

Request Authorization for CEO and General Manager to Execute Change Orders for Des Moines Water Works Grounds Maintenance Facility

Staff presented a request to approve additional change orders for the Des Moines Water Works Grounds Maintenance Facility project. The original construction contract with Henkel Construction was awarded in August 2023 in the amount of \$3,780,900. One change order totaling \$147,863.64 was previously approved in May 2024 due to poor soil conditions requiring soil replacement. As the project nears completion, additional revisions have been identified, including architectural, structural, mechanical, electrical, and site-related changes. These additions total \$183,982.20. Cost reductions totaling \$52,872.80 were also identified, resulting in a net increase of \$131,109.40. The revised contract sum following these changes is \$4,059,873.04. Funds for the project are available in the 2024 Facility Management budget.

A motion was made by Mr. Gross and seconded by Mr. Gillette to resolve to authorize the CEO and General Manager to execute Change Orders for the Des Moines Water Works Grounds Maintenance Facility project in an additional amount of \$131,109.40. Upon vote, the motion for the resolution was adopted unanimously, with all Board members voting in favor.

Request Authorization to Reimburse the City of Des Moines for Water Main Replacement and Relocations for the SE Connector, From SE 30th to US 65, Project

Staff presented a request to authorize reimbursement to the City of Des Moines for water main work included in the SE Connector project, which extends Martin Luther King Jr. Parkway from SE 30th Street to US Highway 65. The City awarded the project to C.J. Moyna & Sons, LLC on February 10, 2025, for a total contract amount of \$62,539,272.97. As part of the project, Des Moines Water Works will relocate and replace various segments of water main, including at SE 30th Street and SE 43rd Street, to accommodate new storm sewer installations and address historical leak issues. The total cost for DMWW's share of the work is estimated at \$830,105. Construction is expected to begin in 2025 and continue through 2028. Funds for the water main work will come from the 2025 Des Moines Water Main Replacement budget.

A motion was made by Mr. Gross and seconded by Mr. Gillette to resolve to authorize staff to reimburse the City of Des Moines for water main work included in the SE Connector, from SE 30th to US 65, project. Upon vote, the motion for the resolution was adopted unanimously, with all Board members voting in favor.

CEO Selection Process

The Board held a discussion regarding the process and timeline for selecting a new CEO and General Manager following the retirement announcement of Ted Corrigan, effective July 18, 2025. The Board reviewed preliminary considerations for a timely recruitment process to be facilitated by the Des Moines Water Works Human Resources team. No formal action was taken, though the Board may provide further direction to staff as the process develops. Fiscal impact will be determined once a specific recruitment process is finalized.

Board Committee Reports

The following reports were provided:

- Finance and Audit Committee Meeting – Meeting was held on February 4, 2025, as reflected in the minutes thereof. Mr. Davis gave a brief summary of the meeting.
- Planning Committee Meeting – Meeting was held on February 11, 2025, as reflected in the minutes thereof. Mr. Gross gave a brief summary of the meeting.
- Des Moines Water Works Park Foundation –Andrea Boulton briefly shared an update and directed everyone to the documents in the board packet.

CEO and General Manager's Comments

Mr. Corrigan provided an update on the progress of Flume meter installations and reported that approximately 123 water main breaks have occurred so far this year, compared to the 300 main breaks budgeted. He also noted ongoing discussions with the Realtors Association regarding potential lead service line disclosure requirements at the time of property sale, with no decision reached at this time.

4:57 pm adjourned

**MINUTES OF MEETING OF FINANCE & AUDIT
OF THE BOARD OF WATER WORKS TRUSTEES
PURSUANT TO NOTICE**

Tuesday, March 4, 2025

3:30 p.m.

Present (or Participating by Video or Audio Conference Link):

Board Members: Mr. Alec Davis and Ms. Dianne Munns

Staff Members: Pat Bruner, Nathan Casey, Ted Corrigan, Kyle Danley, Doug Garnett, Amy Kahler, Donna Heckman, Jenny Puffer, Laura Sarcone, Lindsey Wanderscheid, Michelle Watson, and Mike Zach

Meeting called to order at 3:30 p.m.

1. 2025 Strategic Plan Initiatives

Amy Kahler, Chief Financial Officer, and Lindsey Wanderscheid, Director of Engineering Services, presented an overview of the proposed 2026–2035 Ten-Year Capital Improvement Plan (CIP). They explained that the CIP process has evolved significantly since it was introduced in 2015, expanding from an initial three-year window to a more comprehensive ten-year planning horizon. The shift to a ten-year CIP supports long-term coordination with Central Iowa Water Works (CIWW), especially as CIWW takes on responsibility for future system expansion projects. The plan includes major adjustments in timing, funding strategy, and alignment with the annual budgeting process. One key change is that the first year of the CIP will now serve as the following year's capital budget, improving process efficiency and financial stability for both organizations.

The CIP identifies a projected \$688 million in capital spending over the next decade, supported through a combination of water rate revenues, the Asset Transfer Project Fund Reserve, and limited debt. Major initiatives include continued aggressive investment in water main replacements, a 10 MGD expansion at the Saylorville Water Treatment Plant, Aquifer Storage and Recovery projects, and several facility improvements. Joint capital projects with CIWW remain in the plan and will be reimbursed through wholesale rates. Staff emphasized that this CIP is a flexible planning tool subject to annual updates and adjustments. The plan will be finalized in May following feedback from CIWW and DMWW committees throughout March and April.

2. CFO's Comments

Ms. Kahler provided a CFO and legislative update. She shared that DMWW has proposed a bill related to lead service line disclosure. The bill has successfully passed through the Senate committee and subcommittee, and is scheduled to go before the House committee and subcommittee tomorrow. Ms. Kahler and Mr. Corrigan plan to attend the hearing to provide comments and support the bill.

3. Public Comments

There were no comments from the public.

Meeting adjourned at 4:23 pm.

**MINUTES OF MEETING OF PLANNING COMMITTEE
OF THE BOARD OF WATER WORKS TRUSTEES**

PURSUANT TO NOTICE

Tuesday, February 4, 2025

3:30 p.m.

Present (or Participating by Video or Audio Conference Link):

Board Members: Mr. Alec Davis, Mr. Graham Gillette, Mr. David Gross, and Ms. Diane Munns

Staff Members: Caitlin Caldwell, Nathan Casey, Ted Corrigan, Kyle Danley, Doug Garnett, Amy Kahler, Donna Heckman, Jenny Puffer, Laura Sarcone, Lindsey Wanderscheid, Michelle Watson, and Mike Zach

Others: Mark Land (Snyder & Associates, Inc.) and Monica Converse (ICON Water Trails)

Meeting called to order at 3:30 p.m.

1. ICON Water Trails – Fleur Drive Site Update

Mark Land and Monica Converse provided an update on key project elements, including site location, property transfers, and design progress. The presentation began with an overview of the site location and concept design, noting that the project has reached the 90% design phase. Adjustments have been made based on stakeholder feedback, ensuring that infrastructure improvements align with the long-term vision for the site.

The discussion then moved to property transfers and easements. Updates were provided on the ongoing coordination with Polk County Conservation and the City of Des Moines regarding property agreements. It was noted that a public hearing for the easement approval is scheduled for April 22, 2025. The Committee also reviewed plans for transferring property, with approvals anticipated from the Polk County Conservation Board on May 14 and the Des Moines City Council on May 19. These approvals will pave the way for the DMWW Board to finalize the easement on May 27.

Portage and dam mitigation improvements were also a focus of the presentation. Plans are in place to enhance portage access while addressing safety concerns related to the dam structure. Efforts to coordinate the flashboard system were discussed, ensuring compliance with regulatory requirements and alignment with stakeholder priorities.

A timeline of upcoming project milestones was presented. The ICON Executive Committee is expected to set the letting date and public hearing for in-river work on May 29. The virtual bid opening for in-river construction is scheduled for June 24 through QuestCDN, with construction anticipated to begin on July 1. The Committee discussed potential challenges and emphasized the importance of ongoing coordination to ensure a smooth transition through each phase of the project.

2. COO's Comments

Kyle Danley provided an update on the Flume Water smart home water monitoring system. He reported that 83 customers have purchased the equipment to date, and efforts are underway to expand outreach and raise awareness about the program. The ultimate goal is to have 600 customers purchase and install the monitoring system.

3. Public Comments

There were no comments from the public.

Meeting adjourned at 4:15 pm.

**DES MOINES WATER WORKS
FINANCIAL STATEMENT COMMENTS
FOR THE MONTH ENDED FEBRUARY, 2025**

STATEMENT OF NET POSITION

Below are summaries of financial position and activity for the month of February 2025:

Summary Net Position (in millions)

	Feb 28, 2025	Dec 31, 2024
Cash	\$17.6	\$15.3
Invested Cash	47.7	50.6
Accounts Receivable	9.7	15.9
Operating Reserves	14.2	16.0
Other Assets	10.7	11.2
Fixed Assets	645.5	640.5
Accum Depreciation/Amortization	<u>(254.8)</u>	<u>(253.0)</u>
Net Fixed Assets	390.6	387.5
Construction in Progress	<u>62.3</u>	<u>67.5</u>
Total Assets	<u>553.0</u>	<u>563.8</u>
Deferred Outflows of Resources	9.6	9.6
Total Assets & Deferred Outflows of Resources	<u>562.5</u>	<u>573.4</u>
Current Liabilities	19.2	20.8
Long-Term Liabilities	31.7	38.2
Other Liabilities	<u>2.2</u>	<u>2.2</u>
Total Liabilities	53.1	61.2
Deferred Inflows of Resources	8.3	8.3
Net Position	<u>501.2</u>	<u>503.8</u>
Total Liabilities, Deferred Inflows of Resources & Net Position	<u>562.5</u>	<u>573.4</u>

The deferred inflows and deferred outflows of resources are composed of the differences between actual and expected experience of different components of the pension plan related to future reporting periods. These differences are measured each year and then recognized in pension expense over multiple future reporting periods depending on the nature of the difference (e.g., investment returns, demographic experience, assumption changes, etc.). Deferred outflow of resources is a consumption of net assets applicable to a future reporting period. Deferred inflow of resources is an acquisition of net assets applicable to a future reporting period.

STATEMENT OF EARNINGS

Summary information from the Statement of Earnings is as follows:

	February 2025	Year to date 2025	Year to date 2024
Operating Revenue	4.7 million	9.2 million	14.5 million
Purchased Water CIWW	2.1 million	4.3 million	-
Operating Expenses	6.3 million	11.1 million	11.7 million
Operating Exp Reimburse CIWW	-2.4 million	-4.8 million	-
Other Income (Expense)	0.1 million	0.3 million	0.5 million
Net Earnings	-2.0 million	-2.7 million	3.3 million

The table below summarizes expenses for the period-to-date ended February 2025 and 2024:

OPERATING EXPENSES

For the Period Ending February 28, 2025 and February 29, 2024

	YTD February 2025	% of Total	YTD February 2024	% of Total
Labor	\$ 3,249,729	29%	\$ 2,999,294	29%
Benefits	1,924,621	17%	1,470,151	14%
Chemicals	1,790,477	16%	1,552,546	15%
Residual Removal	-	0%	-	0%
Utilities/Telephone	369,971	3%	324,753	3%
Purchased Services	2,614,988	24%	2,511,918	25%
Materials and Equipment	784,196	7%	741,542	7%
Insurance	212,987	2%	516,087	5%
Other	105,454	1%	52,402	1%
	\$ 11,052,422	100%	\$ 10,168,694	100%

PROJECT EXPENSES

Total expenditures for operating projects through February 2025 were approximately \$11.1 million or 17.8% of the operating budget. Overall expenditures on capital projects were approximately \$3,024,593 or 6% of the capital budget.

DES MOINES WATER WORKS
PRELIMINARY Statement of Net Position
For the Period Ending February 28, 2025 and December 31, 2024

	2025	2024	CHANGE
ASSETS			
Cash			
Petty Cash	\$ 1,900	\$ 1,900	
Interest Bearing Cash	17,623,605	15,324,644	
Total	<u>\$ 17,625,505</u>	<u>\$ 15,326,544</u>	\$ 2,298,960
Invested Cash			
Invested Money Market	\$ 13,059,057	\$ 18,012,673	
Invested U.S. Government Securities	34,673,078	32,571,448	
Total	<u>\$ 47,732,135</u>	<u>\$ 50,584,121</u>	\$ (2,851,986)
Accounts Receivable			
Accounts Receivable	\$ 6,502,939	\$ 12,495,576	
Accounts Receivable Unbilled	3,163,862	3,163,862	
Accrued Interest Receivable	50,152	207,838	
Total	<u>\$ 9,716,954</u>	<u>\$ 15,867,275</u>	\$ (6,150,322)
Board Designated Reserves			
Operating			
Op Reserves Money Market	\$ 1,065,508	\$ 11,621	
Op Reserves U.S. Government Securities	13,181,437	15,942,574	
Total	<u>\$ 14,246,945</u>	<u>\$ 15,954,194</u>	\$ (1,707,249)
Other Assets			
Materials in Stock Accounts	\$ 5,083,970	\$ 5,280,727	
Water Receivable Long-Term	309,384	311,333	
Lease Receivable	900,352	900,352	
Iowa Motor Fuel Tax Receivable	24,090	20,671	
Prepaid Insurance	941,458	1,148,582	
Prepaid Expense	3,445,408	3,474,026	
Accum Unrealized Gain/(Loss) Invest	(5,590)	43,609	
Total	<u>\$ 10,699,071</u>	<u>\$ 11,179,299</u>	\$ (480,228)

DES MOINES WATER WORKS
PRELIMINARY Statement of Net Position
For the Period Ending February 28, 2025 and December 31, 2024

	2025	2024	CHANGE
ASSETS-CONTINUED			
Capital Assets			
Land & Right of Way	\$ 8,208,369	\$ 8,208,369	
Structures and Machinery	180,744,752	180,744,752	
Water Supply System	63,945,821	63,945,821	
Urbandale Booster System	509,687	509,687	
Pipelines	310,192,734	310,192,734	
Meters	35,198,765	35,198,765	
Laboratory Equipment	857,261	857,261	
Distribution Equipment	1,881,318	1,881,318	
Mobile Equipment	4,677,502	4,677,502	
Vehicles	3,465,711	3,465,711	
Office Equipment	1,346,166	1,346,166	
MIS Equipment	27,815,435	27,815,435	
Intangible Right-to-use Asset	193,390	193,390	
IT Subscription Asset	1,433,101	1,433,101	
Capacity in CIWW	5,000,000	-	
Total	<u>\$ 645,470,012</u>	<u>\$ 640,470,012</u>	
Accumulated Depreciation/Amortization	(254,843,821)	(253,019,100)	
Construction in Progress	\$ 62,333,791	\$ 67,458,645	
Total Capital Assets	\$ 452,959,981	\$ 454,909,556	\$ (1,949,575)
TOTAL ASSETS	\$ 552,980,590	\$ 563,820,990	\$ (10,840,400)
DEFERRED OUTFLOWS OF RESOURCES			
Def Outflows Pension Related Amounts	\$ 9,550,043	\$ 9,550,043	
Total	<u>\$ 9,550,043</u>	<u>\$ 9,550,043</u>	\$ -
TOTAL ASSETS & DEFERRED OUTFLOWS OF RESOURCES	<u>\$ 562,530,634</u>	<u>\$ 573,371,033</u>	\$ (10,840,399)

Notes for Statement of Net Position Jan 2025:

The January 2025 capital assets still include assets transferred to Central Iowa Water Works on January 2, 2025. Finance is working on transferring these assets through the capital asset module in the financial system. The estimated value of assets transferred is as follows:

Assets are being transferred to CIWW effective Jan 1, 2025	
Original cost of assets transferring to CIWW estimate	\$ 285,288,000
Accumulated depreciation on assets estimate	116,643,000
Net book value of assets transferring to CIWW estimate	<u>168,645,000</u>
Monthly depreciation is estimated to be approximately	\$ 423,000

DES MOINES WATER WORKS
PRELIMINARY Statement of Net Position
For the Period Ending February 28, 2025 and December 31, 2024

	2025	2024	CHANGE
LIABILITIES			
Current Liabilities			
Accounts Payable	\$ 2,300,421	\$ 2,540,496	
Construction Payables	9,738,884	11,822,683	
Salaries and Wages Payable	921,284	1,485,207	
Accrued Leave	3,710,417	3,710,417	
State Tax Payable	395,897	358,860	
Work Comp Reserves	115,720	115,720	
Fees Collected for Other Entities	2,036,798	797,138	
Unclaimed Refunds	10,586	10,586	
Total	<u>\$ 19,230,007</u>	<u>\$ 20,841,107</u>	\$ (1,611,100)
Long Term Liabilities			
SRF Loan Payable	\$ 230,799	\$ 6,748,558	
IT Subscription Liability	536,189	536,189	
Pension Liability	15,661,823	15,661,823	
Other Post-Employment Benefit Liability	15,106,065	15,106,065	
Lease Liability	115,913	115,913	
Total	<u>\$ 31,650,789</u>	<u>\$ 38,168,548</u>	\$ (6,517,759)
Other Liabilities			
Deposits by Consumers	\$ 2,201,364	\$ 2,163,749	
Project H2O	7,254	36,040	
Miscellaneous Liabilities	(22,993)	4,359	
Total	<u>\$ 2,185,626</u>	<u>\$ 2,204,148</u>	\$ (18,523)
TOTAL LIABILITIES	<u>\$ 53,066,422</u>	<u>\$ 61,213,804</u>	\$ (8,147,381)
DEFERRED INFLOWS OF RESOURCES			
Def Inflows Pension Related Amounts	\$ 636,984	\$ 636,984	
Def Inflows Other Post-Employment Benefit Amounts	6,808,881	6,808,881	
Deferred Inflows Lease Amounts	865,678	865,678	
Total	<u>\$ 8,311,543</u>	<u>\$ 8,311,543</u>	\$ -
RETAINED EARNINGS	\$ (2,693,019)	\$ 35,858,524	
NET POSITION	<u>\$ 501,152,668</u>	<u>\$ 503,845,687</u>	\$ (2,693,019)
TOTAL LIABILITIES, DEFERRED INFLOWS OF RESOURCES & NET POSITION	<u>\$ 562,530,634</u>	<u>\$ 573,371,033</u>	\$ (10,840,399)

Des Moines Water Works
PRELIMINARY Statement of Earnings and Retained Earnings
For the Month Ended February 28, 2025, the Two Months Ending February 28, 2025
and the Two Months Ending February 28, 2024

	Current Month 2025	Year-to-Date 2025	Annual Budget 2025	Actual vs. Budget Variance	Year-to-Date 2024	Year-To-Date Current vs. Prior Year
OPERATING REVENUE						
Water Sales	\$ 4,233,292	\$ 8,210,903	\$ 57,261,339	\$ (49,050,436)	\$ 13,478,195	\$ (5,267,292)
Sewer Services - Runnells	8,074	16,637	-	16,637	15,662	975
Late Fees	36,530	15,025	450,000	(434,975)	78,446	(63,421)
Other Sales and Services	230,199	552,585	3,280,022	(2,727,437)	495,742	56,843
Billing Services Revenue	191,577	339,177	2,300,000	(1,960,823)	181,582	157,595
Land Use Revenue	15,886	31,772	216,000	(184,228)	31,555	218
Connection Fees	-	4,450	1,500,000	(1,495,550)	191,200	(186,750)
Operations Fees from CIWW	-	48,223	692,773	(644,550)	-	48,223
Cash Discount and Refunds	(422)	(6,351)	-	(6,351)	8,503	(14,854)
Total Operating Revenues	\$ 4,715,136	\$ 9,212,422	\$ 65,700,134	\$ (56,487,712)	\$ 14,480,884	\$ (5,268,463)
Purchased Water from CIWW	2,110,812	4,319,946	\$ 28,908,738	(24,588,792)	-	4,319,946
Gross Margin	\$ 2,604,324	\$ 4,892,475	\$ 36,791,396	\$ (31,898,921)	\$ 14,480,884	\$ (9,588,409)
OPERATING EXPENSES						
Labor	\$ 1,616,171	\$ 3,249,729	\$ 19,371,340	\$ 16,121,611	\$ 2,999,294	\$ (250,435)
Benefits	806,729	1,924,621	11,152,822	9,228,201	1,470,151	(454,470)
Chemicals	884,345	1,790,477	8,512,754	6,722,277	1,552,546	(237,931)
Residual Removal	-	-	2,003,205	2,003,205	-	-
Utilities	264,441	265,224	3,836,166	3,570,942	265,690	466
Gasoline/Fuel	20,846	47,007	298,040	251,033	50,968	3,962
Purchased Services	2,060,817	2,614,988	9,597,562	6,982,574	2,511,918	(103,070)
Materials and Equipment	420,089	784,196	4,646,452	3,862,256	741,542	(42,654)
Insurance	108,762	212,987	1,850,000	1,637,013	516,087	303,100
Telecommunications	40,747	104,747	335,347	230,600	59,063	(45,684)
Training	11,584	11,584	267,225	255,641	11,138	(446)
Casualty Loss	12,012	12,012	110,200	98,188	1,277	(10,735)
Loss on Bad Accounts	35,210	34,851	160,000	125,149	(10,982)	(45,832)
Total Operating Expense	\$ 6,281,753	\$ 11,052,422	\$ 62,141,113	\$ 51,088,690	\$ 10,168,694	\$ (883,728)
Operating Exp Reimbursed by CIWW	(2,411,140)	(4,822,280)	\$ (34,638,645)	(29,816,365)	-	4,822,280
Net Operating Expense	\$ 3,870,613	\$ 6,230,142	\$ 27,502,468	\$ (21,272,326)	\$ 10,168,694	\$ 3,938,552
Depreciation & Amort Expense	\$ 912,361	\$ 1,824,721	\$ 5,073,216	\$ 3,248,495	\$ 1,895,109	\$ 70,388
Overhead Transfer to Capital	(80,633)	(144,679)	-	144,679	(405,733)	(261,054)
Total Depreciation and Overhead Transfer to Capital	\$ 831,728	\$ 1,680,043	\$ 5,073,216	\$ 3,393,173	\$ 1,489,376	\$ (190,666)
Net Income from Operations	\$ (2,098,017)	\$ (3,017,710)	\$ 4,215,712	\$ (7,233,422)	\$ 2,822,814	\$ (5,840,524)
Investment Income	\$ 85,493	\$ 193,027	\$ 1,800,000	\$ (1,606,973)	\$ 242,375	\$ (49,347)
Net Change - Investment Values	(7,577)	131,651	-	131,651	270,318	(138,667)
Interest Income / Expense	6	12	-	12	15	(3)
Other Income (Expense), net	\$ 77,922	\$ 324,691	\$ 1,800,000	\$ (1,475,309)	\$ 512,708	\$ (188,017)
Change in Net Earnings	\$ (2,020,095)	\$ (2,693,019)	\$ 6,015,712	\$ (8,708,731)	\$ 3,335,522	\$ (6,028,541)
Net Position, January 1		\$ 503,845,687			\$ 467,987,163	
Ending Net Position		\$ 501,152,668			\$ 503,845,687	

Notes for Statement of Earnings Feb 2025:

The 2025 financial information, both actual and budget, exclude wholesale revenue transferred to Central Iowa Water Works. The 2024 financial information reflects the figures prior to the formation of CIWW. Operating Expenses Reimbursed by CIWW is a predetermined estimate. Finance is working on the cost allocation entry to show actual expenses to be reimbursed. Depreciation expense is calculated on a total assets. Once assets are transferred, depreciation expense is expected to decrease approximately \$800k

**DES MOINES WATER WORKS
STATEMENT OF INVESTMENT CHANGES
FOR THE MONTH ENDED FEBRUARY 28, 2025**

INVESTED RESERVES

	Balance at 1/31/2025	Additions	Deductions	Balance at 2/28/2025
Operating				
Cash on Hand	\$8,644	1,906,865	850,000	\$1,065,508
U.S. Government Securities	\$14,950,798	5,638	1,775,000	\$13,181,437
Total Invested Reserves	\$14,959,442	\$1,912,503	\$2,625,000	\$14,246,945

The estimated annual yield at market for 2/28/2025 was 3.80%

INVESTED OPERATING CASH

	Balance at 1/31/2025	Additions	Deductions	Balance at 2/28/2025
Excess				
Cash on Hand	\$14,049,765	10,218,539	11,209,246	\$13,059,057
U.S. Government Securities	\$32,657,169	6,575,909	4,560,000	34,673,078
Total Invested Reserves	\$46,706,934	16,794,447	\$15,769,246	\$47,732,135

The estimated annual yield at market for 2/28/2025 was 3.36%

**DES MOINES WATER WORKS
STATEMENT OF INVESTMENT CHANGES
YEAR TO DATE 2025**

PENSION FUND

	Balance 1/1/2024	Transfers, Expenses & Deposits	Benefit Payments	Investment Return	Balance at 2/28/2025	YTD % Return
Fixed Income					-	
Mellon Capital Mgmt - Bond Market Index	6,534,843	(2,594)	(701,664)	160,315	5,990,900	2.66%
Principal Global Investors - High Yield Separate Account - I	2,292,496			45,936	2,338,432	2.01%
Principal Global Investors - Income	19,635,843	(7,783)		510,349	20,138,409	2.60%
Large U.S. Equity						
Principal Global Investors - Equity Income	4,116,967			191,820	4,308,786	4.66%
Principal Global Investors - Large Cap S&P 500 Index	5,649,292			78,652	5,727,944	1.39%
T. Rowe Price / Brown Advisory - Large Cap Growth	4,148,036			(13,582)	4,134,454	-0.33%
Small/Mid U.S. Equity						
DFA / Vaughan Nelson / LA Capital - Small Cap Value II	980,985			(11,348)	969,636	-1.16%
AB / Brown / Emerald - Small Cap Growth I	986,366			(25,402)	960,964	-2.57%
LA Capital Mgmt / Victory - Mid Cap Value I	1,831,819			32,440	1,864,259	1.77%
Principal Global Investors - MidCap Separate Account - R6	1,822,495			71,829	1,894,324	3.94%
International Equity						
Causeway / Barrow Hanley - Overseas	2,187,114			213,801	2,400,915	9.78%
Principal Global Investors - Diversified International	6,231,714			496,443	6,728,158	7.96%
Total Principal Financial	\$ 56,417,971	\$ (10,378)	\$ (701,664)	\$ 1,751,252	\$ 57,457,181	3.13%

DES MOINES WATER WORKS
Project Costs by Department - Summary
Year to Date ended February 28, 2025
17% of Year Completed

		YTD Actual	Yearly Budget 2025	Budget Adjustment / Carry Over	Net Yearly 2025 Budget	Variance	% of Budget
Operating	Office of the CEO/General Manager	\$242,143	\$1,430,583	\$0	\$1,430,583	\$1,188,440	17%
	Customer Service	\$977,598	\$6,112,424	\$0	\$6,112,424	\$5,134,826	16%
	Engineering	\$485,096	\$2,620,326	\$0	\$2,620,326	\$2,135,230	19%
	Finance	\$2,088,648	\$6,795,715	\$0	\$6,795,715	\$4,707,067	31%
	Human Resources	\$255,804	\$1,744,308	\$0	\$1,744,308	\$1,488,504	15%
	Information Technology	\$999,206	\$4,134,106	\$0	\$4,134,106	\$3,134,900	24%
	Office of the Chief Operating Officer	\$328,182	\$3,021,740	\$0	\$3,021,740	\$2,693,558	11%
	Water Distribution	\$1,535,013	\$8,805,369	\$0	\$8,805,369	\$7,270,356	17%
	Water Production	\$4,140,732	\$27,475,537	\$0	\$27,475,537	\$23,334,805	15%
	Total Operating	\$11,052,422	\$62,140,108	\$0	\$62,140,108	\$51,087,686	17.8%
Capital	Customer Service	\$499,786	\$2,110,959	\$0	\$2,110,959	\$1,611,173	24%
	Engineering	\$1,922,529	\$43,215,390	\$0	\$43,215,390	\$41,292,860	4%
	Finance	\$184,583	\$250,000	\$0	\$250,000	\$65,417	74%
	Information Technology	\$2,650	\$557,744	\$0	\$557,744	\$555,094	0%
	Office of the Chief Operating Officer	\$50,730	\$88,000	\$100,000	\$188,000	\$137,270	27%
	Water Distribution	\$219,468	\$1,604,192	\$0	\$1,604,192	\$1,384,724	14%
	Water Production	\$144,847	\$2,679,795	\$0	\$2,679,795	\$2,534,948	5%
	Total Capital	\$3,024,593	\$50,506,080	\$100,000	\$50,606,080	\$47,581,486	6%
Total Project Costs		\$14,077,015	\$112,646,188	\$100,000	\$112,746,188	\$98,669,172	12%

DES MOINES WATER WORKS
 Project Costs by Department - Summary
 Year to Date ended February 28, 2025
 17% of Year Completed

Office of the CEO/General Manager

		YTD Actual	Yearly Budget 2025	Budget Adjustment / Carry Over	Net Yearly 2025 Budget	Variance	% of Budget
Operating							
950-200	New Business, Community & Economic Dev	\$50,782	\$76,389		\$76,389	\$25,607	66%
996-001	CEO Department Administration	\$101,404	\$623,668		\$623,668	\$522,264	16%
996-030	Board Activities	\$24,438	\$205,766		\$205,766	\$181,328	12%
996-200	Business Strategies	\$17,992	\$188,776		\$188,776	\$170,784	10%
996-210	Project Management	\$14,687	\$99,135		\$99,135	\$84,448	15%
996-010	Public Policy - WS Advocate	\$32,841	\$236,849		\$236,849	\$204,008	14%
Total Operating		<u>\$242,143</u>	<u>\$1,430,583</u>	<u>\$0</u>	<u>\$1,430,584</u>	<u>\$1,188,440</u>	<u>17%</u>
Total Capital		<u>\$0</u>	<u>\$0</u>	<u>\$0</u>	<u>\$0</u>	<u>\$0</u>	<u>\$0</u>
Total Office of CEO/General Manager		<u><u>\$242,143</u></u>	<u><u>\$1,430,583</u></u>	<u><u>\$0</u></u>	<u><u>\$1,430,584</u></u>	<u><u>\$1,188,440</u></u>	<u><u>17%</u></u>

DES MOINES WATER WORKS
 Project Costs by Department - Summary
 Year to Date ended February 28, 2025
 17% of Year Completed

Customer Service

		YTD Actual	Yearly Budget 2025	Budget Adjustment / Carry Over	Net Yearly 2025 Budget	Variance	% of Budget
Operating							
950-001	Customer Service Admin	\$434,595	\$2,524,926	\$0	\$2,524,926	\$2,090,331	17%
950-100	CS Contact Ctr and Data Quality	\$163,337	\$1,020,496	\$0	\$1,020,496	\$857,159	16%
950-300	Public Relations and Communication	\$15,086	\$220,820	\$0	\$220,820	\$205,734	7%
950-500	CS Collections and Dispatch	\$119,935	\$805,852	\$0	\$805,852	\$685,917	15%
950-600	Field CS and Water Quality	\$244,644	\$1,540,330	\$0	\$1,540,330	\$1,295,686	16%
Total Operating		\$977,598	\$6,112,424	\$0	\$6,112,424	\$5,134,826	16%
Capital							
955-060	Field Customer Service Capital	\$478,503	\$2,110,959	\$0	\$2,110,959	\$1,632,456	23%
925-160	Radio Frequency - Capital	\$21,283	\$0	\$0	\$0	(\$21,283)	No Budget
Total Capital		\$499,786	\$2,110,959	\$0	\$2,110,959	\$1,611,173	24%
Total Customer Service		\$1,477,384	\$8,223,383	\$0	\$8,223,383	\$6,745,999	18%

DES MOINES WATER WORKS
Project Costs by Department - Summary
Year to Date ended February 28, 2025
17% of Year Completed

Engineering

		YTD Actual	Yearly Budget 2025	Budget Adjustment / Carry Over	Net Yearly 2025 Budget	Variance	% of Budget
Operating							
940-001	Engineering Dept Administration	\$454,050	\$2,357,559	\$0	\$2,357,559	\$1,903,509	19%
940-010	Engineering Studies	\$31,045	\$262,767	\$0	\$262,767	\$231,722	12%
Total Operating		\$485,096	\$2,620,326	\$0	\$2,620,327	\$2,135,230	19%
Capital							
945-010	Facility Management	\$149,421	\$5,974,239	\$400,000	\$6,374,239	\$6,224,818	2%
945-012	New ASR Well	\$12,288	\$5,200,062	\$0	\$5,200,062	\$5,187,774	0%
945-080	WMR - Des Moines	\$131,360	\$6,662,947	(\$400,000)	\$6,262,947	\$6,131,587	2%
945-090	WMR - Polk County	\$48,333	\$1,597,303	\$0	\$1,597,303	\$1,548,970	3%
945-095	WMR - Windsor Heights	\$11,071	\$11,913	\$0	\$11,913	\$842	93%
945-100	WMR - Pleasant Hill	\$101,357	\$1,121,405	\$0	\$1,121,405	\$1,020,048	9%
945-120	WMR - Cumming	\$576	\$0	\$0	\$0	(\$576)	No Budget
945-200	Development Plan Review & Inspection	\$76,550	\$326,618	\$0	\$326,618	\$250,068	23%
945-210	Core Network Feeder Mains	\$861,476	\$10,390,981	\$0	\$10,390,981	\$9,529,505	8%
945-220	Fleur Drive Treatment Plant	\$212,156	\$3,396,069	\$0	\$3,396,069	\$3,183,913	6%
945-225	McMullen Water Treatment Plant	\$9,147	\$1,392,481	\$0	\$1,392,481	\$1,383,334	1%
945-228	Saylorville Water Treatment Plant	\$308,724	\$3,594,436	\$0	\$3,594,436	\$3,285,712	9%
945-230	Remote Facilities - Pumping & Storage Treatment & Raw Water Expansion	\$69 \$0	\$3,217,157 \$329,779	\$0 \$0	\$3,217,157 \$329,779	\$3,217,088 \$329,779	0% 0%
Total Capital		\$1,922,529	\$43,215,390	\$0	\$43,215,391	\$41,292,861	4%
Total Engineering		\$2,407,624	\$45,835,716	\$0	\$45,835,718	\$43,428,092	5%

DES MOINES WATER WORKS
Project Costs by Department - Summary
Year to Date ended February 28, 2025
17% of Year Completed

Finance

		YTD Actual	Yearly Budget 2025	Budget Adjustment / Carry Over	Net Yearly 2025 Budget	Variance	% of Budget
Operating							
930-001	Finance Dept Administration	\$129,883	\$985,824	\$0	\$985,824	\$855,941	13%
930-010	Financial Services	\$311,227	\$2,243,384	\$0	\$2,243,384	\$1,932,157	14%
930-090	Purchasing	\$15,585	\$111,397	\$0	\$111,397	\$95,812	14%
950-410	A/R Management	156,734.25	\$1,064,760	\$0	\$1,064,760	\$908,026	15%
970-010	Central Stores	\$22,917	\$176,265	\$0	\$176,265	\$153,348	13%
970-110	Facility Maintenance	\$116,473	\$879,761	\$0	\$879,761	\$763,288	13%
970-500	GDMBG Operations and Maintenance	\$25,000	\$25,000	\$0	\$25,000	\$0	100%
	Department Operating	<u>\$777,820</u>	<u>\$5,486,391</u>	<u>\$0</u>	<u>\$5,486,392</u>	<u>\$4,708,571</u>	<u>14%</u>
930-010	Financial Services - PILOT	\$1,309,324	\$1,309,324	\$0	\$1,309,324	\$0	100%
933-010	Financial Services - CIWW	\$1,504					
	Total Operating	<u>\$2,088,648</u>	<u>\$6,795,715</u>	<u>\$0</u>	<u>\$6,795,716</u>	<u>\$4,708,571</u>	<u>31%</u>
Capital							
955-090	Facility Improvements	\$184,583	\$250,000	\$0	\$250,000	\$65,417	74%
	Total Capital	<u>\$184,583</u>	<u>\$250,000</u>	<u>\$0</u>	<u>\$250,000</u>	<u>\$65,417</u>	<u>74%</u>
Total Finance		<u>\$2,273,231</u>	<u>\$7,045,715</u>	<u>\$0</u>	<u>\$7,045,716</u>	<u>\$4,773,988</u>	<u>32%</u>

DES MOINES WATER WORKS
 Project Costs by Department - Summary
 Year to Date ended February 28, 2025
 17% of Year Completed

Human Resources

		YTD Actual	Yearly Budget 2025	Budget Adjustment / Carry Over	Net Yearly 2025 Budget	Variance	% of Budget
Operating							
910-001	HR Administration	\$148,560	\$728,548	\$0	\$728,548	\$579,988	20%
910-010	Employee Relations	\$37,697	\$225,826	\$0	\$225,826	\$188,129	17%
910-060	Employment	\$10,412	\$145,604	\$0	\$145,604	\$135,192	7%
910-110	Compensation/Benefits	\$29,288	\$154,067	\$0	\$154,067	\$124,779	19%
910-150	Employee Learning & Growth	\$20,973	\$55,504	\$0	\$55,504	\$34,531	38%
	Department Operating	\$246,930	\$1,309,549	\$0	\$1,309,549	\$1,062,619	19%
910-020	Workers' Compensation	\$8,874	\$434,759	\$0	\$434,759	\$425,885	2%
	Total Operating	\$255,804	\$1,744,308	\$0	\$1,744,308	\$1,488,504	15%
Total Human Resources		\$246,930	\$1,309,549	\$0	\$1,309,549	\$1,062,619	19%

DES MOINES WATER WORKS
Project Costs by Department - Summary
Year to Date ended February 28, 2025
17% of Year Completed

Information Technology

		YTD Actual	Yearly Budget 2025	Budget Adjustment / Carry Over	Net Yearly 2025 Budget	Variance	% of Budget
Operating							
920-001	IT Administration	\$221,221	\$1,116,993	\$0	\$1,116,993	\$895,772	20%
920-160	Technical Services	\$23,331	\$244,331	\$0	\$244,331	\$221,000	10%
920-240	IT Development	\$5,528	\$67,044	\$0	\$67,044	\$61,516	8%
920-250	IT Services	\$588,382	\$1,607,778	\$0	\$1,607,778	\$1,019,396	37%
920-350	System Services	\$160,744	\$1,097,960	\$0	\$1,097,960	\$937,216	15%
	Total Operating	\$999,206	\$4,134,106	\$0	\$4,134,106	\$3,134,900	24%
Capital							
925-010	Info Systems Capital	\$2,650	\$557,744	\$0	\$557,744	\$555,094	0%
	Total Capital	\$2,650	\$557,744	\$0	\$557,744	\$555,094	0%
Total Information Technology		\$1,001,856	\$4,691,850	\$0	\$4,691,850	\$3,689,994	21%

DES MOINES WATER WORKS
 Project Costs by Department - Summary
 Year to Date ended February 28, 2025
 17% of Year Completed

Office of the Chief Operating Officer

		YTD Actual	Yearly Budget 2025	Budget Adjustment / Carry Over	Net Yearly 2025 Budget	Variance	% of Budget
Operating							
993-000	OCOO Department Administration	\$116,791	\$811,649	\$0	\$811,649	\$694,858	14%
960-510	Risk / Incident Management	\$110,162	\$982,569	\$0	\$982,569	\$872,407	11%
910-240	Safety	\$29,764	\$310,336	\$0	\$310,336	\$280,572	10%
970-060	Grounds Maintenance	\$71,466	\$917,186	\$0	\$917,186	\$845,720	8%
	Department Operating	\$328,182	\$3,021,740	\$0	\$3,021,740	\$2,693,558	11%
	Total Operating	\$328,182	\$3,021,740	\$0	\$3,021,740	\$2,693,558	11%
Capital							
975-005	Grounds Capital	\$50,730	\$88,000	\$100,000	\$188,000	\$137,270	27%
	Total Capital	\$50,730	\$88,000	\$100,000	\$188,000	\$137,270	27%
Total Office of the COO		\$378,913	\$3,109,740	\$100,000	\$3,209,740	\$2,830,827	12%

DES MOINES WATER WORKS
 Project Costs by Department - Summary
 Year to Date ended February 28, 2025
 17% of Year Completed

Water Distribution

		YTD Actual	Yearly Budget 2025	Budget Adjustment / Carry Over	Net Yearly 2025 Budget	Variance	% of Budget
Operating							
960-010	Distribution Administration	\$616,520	\$3,125,229	\$0	\$3,125,229	\$2,508,709	20%
960-100	Distribution System Maint/Repairs	\$699,700	\$3,474,495	\$0	\$3,474,495	\$2,774,795	20%
960-160	Distribution Support	\$29,588	\$332,785	\$0	\$332,785	\$303,197	9%
960-180	Leak Detection and Locating	\$148,682	\$862,269	\$0	\$862,269	\$713,587	17%
960-250	Distribution Billed Services	\$40,523	\$1,010,591	\$0	\$1,010,591	\$970,068	4%
	Total Operating	\$1,535,013	\$8,805,369	\$0	\$8,805,369	\$7,270,356	17%
Capital							
965-010	Distribution System Improvements	\$217,081	\$1,590,442	\$0	\$1,590,442	\$1,373,361	14%
965-025	Dist Billed Services Capital	\$1,862	\$0	\$0	\$0	(\$1,862)	No Budget
965-200	Leak Detection Equipment	\$525	\$13,750	\$0	\$13,750	\$13,225	4%
	Total Capital	\$219,468	\$1,604,192	\$0	\$1,604,192	\$1,384,724	14%
Total Water Distribution		\$1,754,481	\$10,409,561	\$0	\$10,409,561	\$8,655,080	17%

DES MOINES WATER WORKS
Project Costs by Department - Summary
Year to Date ended February 28, 2025
17% of Year Completed

Water Production

		YTD Actual	Yearly Budget 2025	Budget Adjustment / Carry Over	Net Yearly 2025 Budget	Variance	% of Budget
Operating							
970-200	Vehicle Maintenance	\$195,740	\$1,382,521	\$0	\$1,382,521	\$1,186,781	14%
970-360	Communication System Maintenance	\$3,491	\$54,199	\$0	\$54,199	\$50,708	6%
970-450	HVAC Operations & Maintenance	\$17,363	\$106,229	\$0	\$106,229	\$88,866	16%
980-001	Water Production Department Admin	\$858,857	\$4,592,326	\$0	\$4,592,326	\$3,733,469	19%
980-010	Water Production Operations	\$193,702	\$1,313,219	\$0	\$1,313,219	\$1,119,517	15%
980-020	Fleur Drive Chemicals & Energy	\$1,565,524	\$8,653,695	\$0	\$8,653,695	\$7,088,171	18%
980-030	McMullen Treatment Chemicals & Energy	\$324,140	\$3,337,656	\$0	\$3,337,656	\$3,013,516	10%
980-040	SWTP Chemical & Energy	\$143,266	\$1,471,552	\$0	\$1,471,552	\$1,328,286	10%
980-200	Fleur Plant Maintenance	\$298,757	\$2,213,834	\$0	\$2,213,834	\$1,915,077	13%
980-250	McMullen Plant Maintenance	\$97,341	\$675,123	\$0	\$675,123	\$577,782	14%
980-300	Saylorville Plant Maintenance	\$91,064	\$745,906	\$0	\$745,906	\$654,842	12%
980-350	WP Maintenance Oversight	\$37,004	\$297,179	\$0	\$297,179	\$260,175	12%
980-410	Louise P Moon Pumping & Maint	\$55,744	\$628,288	\$0	\$628,288	\$572,544	9%
980-420	PC PS Pumping Station	\$17,289	\$180,932	\$0	\$180,932	\$163,643	10%
980-430	DM Remote Storage & Pumping	\$123,923	\$971,177	\$0	\$971,177	\$847,254	13%
980-500	Routine Laboratory Monitoring	\$113,935	\$678,284	\$0	\$678,284	\$564,349	17%
980-530	Source Water Quality	\$3,591	\$173,417	\$0	\$173,417	\$169,826	2%
Total Operating		\$4,140,732	\$27,475,537	\$0	\$27,475,537	\$23,334,805	15%
Capital							
985-010	Water Production Reinvestment	\$124,200	\$1,377,195	\$0	\$1,377,195	\$1,252,995	9%
975-010	Vehicle Replacement	\$20,646	\$1,302,600	\$0	\$1,302,600	\$1,281,954	2%
Total Capital		\$144,847	\$2,679,795	\$0	\$2,679,795	\$2,534,948	5%
Total Water Production		\$4,285,579	\$30,155,332	\$0	\$30,155,332	\$25,869,753	14%

**Consent Agenda
Item 1-C**

MONTHLY SCHEDULE FOR THE MONTH OF FEBRUARY 2025

BANKERS TRUST OPERATING FUND	Investment Purchased	0.00
BANKERS TRUST EXCESS OPERATING CASH FUND	Investment Purchased	6,570,000.00
ACCOUNTS PAYABLE MONTHLY SCHEDULE	Weekly Check Runs	12,032,121.54
EMPLOYEE PAYROLL	Bi Weekly Payrolls	<u>1,114,447.56</u>
TOTAL		<u><u>\$19,716,569.10</u></u>

PAYMENTS FOR FEBRUARY, 2025

<u>Check No.</u>	<u>Paid to:</u>	<u>Description</u>	<u>Amount</u>
282047	City of Des Moines	Operating Purchased Services	1,301,248.00
282048	Hydro Klean	Capital Contractors	223,464.23
282049	Michael Jones	Casualty Losses	4,068.28
282050	Customer Refunds	Refunds	108.90
282051	Customer Refunds	Refunds	98.91
282052	Customer Refunds	Refunds	13.58
282053	Customer Refunds	Refunds	26.01
282054	Customer Refunds	Refunds	87.85
282055	Customer Refunds	Refunds	55.00
282056	Customer Refunds	Refunds	139.99
282057	Customer Refunds	Refunds	15.16
282058	Customer Refunds	Refunds	188.76
282059	Customer Refunds	Refunds	19.56
282060	Customer Refunds	Refunds	186.72
282061	Customer Refunds	Refunds	118.34
282062	Customer Refunds	Refunds	1,326.40
282063	Customer Refunds	Refunds	85.62
282064	Customer Refunds	Refunds	83.42
282065	Customer Refunds	Refunds	1,000.00
282066	Customer Refunds	Refunds	43.00
282067	Customer Refunds	Refunds	1,871.05
282068	Customer Refunds	Refunds	764.62
282069	McMaster-Carr Supply Company	Inventory Receivings Accrual	4,208.34
282070	Menard's	Operating Materials & Supplies	255.73
282071	Menard's	Operating Materials & Supplies	23.45
282072	Metrohm USA, Inc	Inventory Receivings Accrual	795.12
282073	MH Equipment	Operating Materials & Supplies	220.00
282074	Microbac Laboratories	Operating Purchased Services	114.50
282075	Midwest Office Technology Inc.	Operating Printing & Copies	774.80
282076	MSC Industrial Supply Company	Inventory Receivings Accrual	632.75
282077	Murphy Tractor & Equipment	Operating Materials & Supplies	508.91
282078	Napa Auto Parts	Operating Materials & Supplies	4,176.20
282079	P & P Small Engines Inc.	Operating Materials & Supplies	233.98
282080	Premier Safety	Inventory Receivings Accrual	1,539.48
282081	Propio Language Services	Operating Purchased Services	846.80
282082	Protex Central Inc.	Operating Contractors	1,554.52
282083	Quillian Hiebing	Glasses Reimbursement	358.45
282084	Seneca Tank	Operating Materials & Supplies	654.46
282085	Shimadzu Scientific Instrument	Operating Maintenance Contracts	2,851.50
282086	Star Equipment Ltd.	Inventory Receivings Accrual	227.60
282087	Stellar Industrial Supply	Inventory Receivings Accrual	550.93
282088	Stellar Industrial Supply	Inventory Receivings Accrual	113.64
282089	Storey-Kenworthy Company	Inventory Receivings Accrual	283.06
282090	Superior Industrial Equipment	Inventory Receivings Accrual	2,881.68
282091	The Filter Shop	Inventory Receivings Accrual	63.80
282092	Tompkins Industries Inc.	Operating Materials & Supplies	297.20
282093	Torgerson Excavating	Operating Purchased Services	4,200.00
282094	Total Tool	Inventory Receivings Accrual	806.22
282095	Transcat Inc	Operating Materials & Supplies	480.16
282096	ULINE	Inventory Receivings Accrual	781.65
282097	United States Plastic Corporation	Inventory Receivings Accrual	203.71
282098	UPHDM Occupational Medicine	Operating Purchased Services	350.58
282099	Mediacom Business	Operating Internet/Data	464.90
282100	Premier Safety	Inventory Receivings Accrual	26.98

PAYMENTS FOR FEBRUARY, 2025

<u>Check No.</u>	<u>Paid to:</u>	<u>Description</u>	<u>Amount</u>
282101	Scott Appenzeller	Capital Land and Right of Way	2,870.00
282102	UPS	Operating Courier/Shipping	383.40
282103	USA Bluebook	Inventory Receivings Accrual	2,570.31
282104	Verizon ConnectTelo Inc.	Operating Materials & Supplies	2,122.90
282105	Warren Water District	Operating Purchased Services	2,766.75
282106	Waste Management of Iowa Inc.	Operating Purchased Services	1,813.40
282107	Waste Solutions of Iowa	Operating Purchased Services	244.00
282108	West Des Moines Water Works	Operating Stormwater	120.15
282109	Ziegler Inc.	Operating Contractors	328.74
282110	Des Moines Register	Operating Advertising	2,178.60
282111	Douglas K. Oscarson	Operating Consultants	1,798.20
282112	Dultmeier Sales LLC	Inventory Receivings Accrual	183.81
282113	DXP	Operating Materials & Supplies	1,667.68
282114	Dylan White	Boot Reimbursement	200.00
282115	Electric Pump	Operating Materials & Supplies	88.38
282116	Electronic Engineering Company	Operating Materials & Supplies	679.46
282117	Fastenal Company	Inventory Receivings Accrual	845.06
282118	Fisher Scientific	Operating Materials & Supplies	275.02
282119	Flow Line Valve and Controls	Inventory Receivings Accrual	140.00
282120	Force Fitters	Inventory Receivings Accrual	1,677.00
282121	Grainger Inc.	Inventory Receivings Accrual	2,960.43
282122	Graybar Electric Company	Inventory Receivings Accrual	631.88
282123	Great Caterers of Iowa Inc	Operating Food & Beverage	1,180.00
282124	Hach Chemical Company	Inventory Receivings Accrual	4,877.20
282125	Hawkeye Truck Equipment	Operating Materials & Supplies	1,772.28
282126	IDEXX Laboratories Inc.	Operating Materials & Supplies	2,734.94
282127	Indelco Plastics	Inventory Receivings Accrual	1,664.05
282128	Iowa Department of Natural Resources	Operating Licenses & Certifications	65.00
282129	Iowa One Call	Operating Purchased Services	2,777.50
282130	Iowa Rural Water Association	Operating Training	895.00
282131	Jesse Fuller	Boot Reimbursement	199.74
282132	JMT Trucking	Operating Purchased Services	2,351.36
282133	Lawson Products Inc.	Inventory Receivings Accrual	62.50
282134	Liberty Tire Recycling Services Iowa	Operating Materials & Supplies	214.70
282135	Logan Contractors Supply Inc.	Inventory Receivings Accrual	293.35
282136	Mail Services LLC	Operating Postage	1,414.23
282137	Brady Harper	Capital Land and Right of Way	4,270.00
282138	CTI Ready Mix	Operating Concrete	4,159.50
282139	Acme Tools	Inventory Receivings Accrual	1,081.59
282140	Airgas North Central	Operating Tools	526.21
282141	American Toppers/Line-X	Operating Materials & Supplies	133.00
282142	American Water Works Association	Operating Dues and Memberships	288.00
282143	Apex Engineering Products Corp	Inventory Receivings Accrual	991.19
282144	Armored Knights. Inc	Operating Purchased Services	546.00
282145	AT&T Mobility	Operating Telephone Services	150.54
282146	Austin Black	Jacket Reimbursement	128.38
282147	Bonnie's Barricades	Operating Contractors	2,555.20
282148	Boomi LP	Capital Consultants	765.00
282149	Brad Adams	Tool & Boot Reimbursement	265.03
282150	Canon Financial Services Inc	Operating Printing & Copies	1,695.76
282151	Capital City Equipment Company	Operating Materials & Supplies	165.46
282152	Capital Sanitary Supply	Inventory Receivings Accrual	1,592.96
282153	Certified Power Inc.	Operating Materials & Supplies	1,073.04
282154	CFI Tire Service	Operating Materials & Supplies	3,212.13

PAYMENTS FOR FEBRUARY, 2025

<u>Check No.</u>	<u>Paid to:</u>	<u>Description</u>	<u>Amount</u>
282155	Chuck & Larry's Transmission	Operating Materials & Supplies	1,931.04
282156	Cintas	Operating Materials & Supplies	2,914.99
282157	City of Des Moines	Operating Contractors	2,235.00
282158	City Supply Corporation	Inventory Receivings Accrual	178.08
282159	Cody Lee	Tool & Boot Reimbursement	339.09
282160	Construction & Aggregate Products Inc.	Inventory Receivings Accrual	250.00
282161	Core and Main	Inventory Receivings Accrual	635.84
282162	CPI International	Inventory Receivings Accrual	898.21
282163	Polk County Public Works Dept	Operating Purchased Services	9,282.00
282164	Mississippi Lime Company	Inventory Receivings Accrual	45,760.24
282165	Municipal Supply Inc.	Inventory Receivings Accrual	36,552.78
282166	PVS Technologies, Inc	Inventory Receivings Accrual	63,153.00
282167	PVS Technologies, Inc	Inventory Receivings Accrual	12,981.60
282168	Reilly Construction Co., Inc	Capital Contractors	21,148.04
282169	Renewable Energy Group	Inventory Receivings Accrual	12,937.97
282170	S. J. Louis Construction, Inc	Capital Contractors	1,312,533.99
282171	SEI Security Equipment Inc	Capital Purchased Services	46,179.56
282172	Seneca Companies	Operating Contractors	8,447.20
282173	Snyder & Associates Inc.	Capital Contractors	25,808.55
282174	SVPA Architects Inc	Capital Contractors	5,779.25
282175	Thyssenkrupp Elevator Corporation	Operating Materials & Supplies	14,607.28
282176	Van Meter Industrial Inc.	Capital Contractors	8,530.22
282177	Woodberry Associates LLC	Operating Consultants	8,000.00
282178	DuBois Chemicals INC	Inventory Receivings Accrual	12,325.30
282179	FBG Service Corporation	Operating Purchased Services	11,938.00
282180	Hawkins Inc	Inventory Receivings Accrual	17,432.59
282181	HDR Inc	Capital Contractors	57,502.83
282182	Matheson Tri-Gas, Inc	Inventory Receivings Accrual	10,393.95
282183	Matheson Tri-Gas, Inc	Inventory Receivings Accrual	5,213.60
282184	All Makes Office Equip	Capital Materials & Supplies	39,229.43
282185	Bankers Trust Company	Operating Materials & Supplies	17,883.26
282186	CDM Smith Inc.	Capital Contractors	6,250.50
282187	Consolidated Water Solutions	Inventory Receivings Accrual	8,280.31
282188	Corn States Metal Fabricators, Inc	Capital Contractors	16,387.50
282189	City of Alleman	Alleman Payable	7,889.87
282190	City of Cumming	Cumming Payable	9,344.20
282191	City of Pleasant Hill	Pleasant Hill Payable	368,486.25
282192	City of Runnells	Runnells Payable	20,424.13
282193	City of Windsor Heights	Windsor Heights Sewer Payable	82,229.52
282194	Greenfield Plaza Sanitary Sewer	Greenfield Plaza Sewer Payable	30,988.39
282195	HomeServe USA	Home Serve Payable	226,843.27
282196	Polk County	Polk County Sewer Payable	70,561.08
282197	Polk County Treasurer	Polk County Sewer Payable	34,357.93
282198	Urbandale/Windsor Heights Sanitary Dist	Windsor Heights Sewer Payable	41,017.11
282199	Woodland Lake Estate Association	Woodland Lakes Estates Payable	4,156.32
282200	Customer Refunds	Refunds	46.81
282201	Customer Refunds	Refunds	99.76
282202	Customer Refunds	Refunds	56.02
282203	Customer Refunds	Refunds	72.23
282204	Customer Refunds	Refunds	105.20
282205	Customer Refunds	Refunds	31.80
282206	Customer Refunds	Refunds	541.86
282207	Customer Refunds	Refunds	5.99
282208	Customer Refunds	Refunds	125.53

PAYMENTS FOR FEBRUARY, 2025

<u>Check No.</u>	<u>Paid to:</u>	<u>Description</u>	<u>Amount</u>
282209	Customer Refunds	Refunds	69.84
282210	Customer Refunds	Refunds	118.57
282211	Customer Refunds	Refunds	106.68
282212	Customer Refunds	Refunds	1,464.55
282213	Customer Refunds	Refunds	58.48
282214	Customer Refunds	Refunds	92.27
282215	Customer Refunds	Refunds	35.34
282216	Customer Refunds	Refunds	55.17
282217	Customer Refunds	Refunds	56.47
282218	Customer Refunds	Refunds	98.06
282219	Customer Refunds	Refunds	70.39
282220	Customer Refunds	Refunds	8.13
282221	Customer Refunds	Refunds	180.28
282222	Customer Refunds	Refunds	135.22
282223	Customer Refunds	Refunds	82.23
282224	Customer Refunds	Refunds	36.06
282225	Customer Refunds	Refunds	62.06
282226	Customer Refunds	Refunds	138.85
282227	Customer Refunds	Refunds	1,724.64
282228	Customer Refunds	Refunds	202.09
282229	Customer Refunds	Refunds	186.27
282230	Customer Refunds	Refunds	138.81
282231	Customer Refunds	Refunds	173.88
282232	Customer Refunds	Refunds	26.50
282233	Ottsen Oil Company	Operating Vehicle Maintenance Materials	1,268.82
282234	Premier Safety	Inventory Receivings Accrual	1,439.79
282235	Radwell International	Operating Tools	804.00
282236	Ramco Innovations	Operating Materials & Supplies	951.30
282237	Reppert Rigging & Hauling Co.	Capital Contractors	400.00
282238	Robert Allison	Operating Materials & Supplies	53.45
282239	Short Elliott Hendrickson, Inc	Capital Contractors	1,127.21
282240	Star Equipment Ltd.	Inventory Receivings Accrual	195.98
282241	Stellar Industrial Supply	Inventory Receivings Accrual	383.63
282242	Stivers	Operating Materials & Supplies	603.57
282243	Tompkins Industries Inc.	Inventory Receivings Accrual	693.74
282244	Total Tool	Operating Materials & Supplies	1,529.47
282245	TPx Communications	Operating Internet/Data	1,936.91
282246	U.S. Autoforce	Operating Materials & Supplies	2,358.38
282247	ULINE	Inventory Receivings Accrual	299.73
282248	United Rental Trench Safety	Operating Materials & Supplies	1,929.47
282249	United Seeds inc.	Operating Materials & Supplies	102.50
282250	UPS	Operating Courier/Shipping	35.86
282251	USA Bluebook	Inventory Receivings Accrual	1,341.27
282252	Valley Plumbing Company Inc.	Operating Plumbing	4,003.65
282253	Van Meter Industrial Inc.	Inventory Receivings Accrual	465.67
282254	Vander Haags Inc.	Operating Materials & Supplies	646.82
282255	Verizon Wireless Messaging Service	Operating Telephone Services	3,602.20
282256	Design Architectural Heating	Operating Materials & Supplies	3,165.00
282257	Ferguson Enterprises LLC 1657	Operating Materials & Supplies	2,421.98
282258	Menard's	Operating Materials & Supplies	11.77
282259	Patrick Spellman Sr.	Casualty Losses	3,330.90
282260	Protex Central Inc.	Operating Contractors	550.00
282261	VWR International LLC	Operating Materials & Supplies	120.02
282262	Waldinger Corporation	Operating Contractors	4,311.02

PAYMENTS FOR FEBRUARY, 2025

<u>Check No.</u>	<u>Paid to:</u>	<u>Description</u>	<u>Amount</u>
282263	Warren County Engineer	Capital Purchased Services	50.00
282264	Waste Management of Iowa Inc.	Operating Purchased Services	1,670.90
282265	Western Hose and Gasket	Inventory Receivings Accrual	618.54
282266	White Cap, L.P.	Inventory Receivings Accrual	261.90
282267	RS Group	Inventory Receivings Accrual	999.38
282268	Auto Industrial Machine Service	Capital Materials & Supplies	265.00
282269	Baker Electric Inc.	Operating Contractors	1,644.51
282270	BDI Signs Business Designs Inc	Operating Materials & Supplies	96.25
282271	Bearing Headquarters Company	Inventory Receivings Accrual	114.89
282272	Canon Financial Services Inc	Operating Printing & Copies	394.61
282273	Capital Sanitary Supply	Inventory Receivings Accrual	111.30
282274	Carquest	Operating Materials & Supplies	91.49
282275	Cintas	Operating Employee Job Costs - Misc	2,218.23
282276	City of Des Moines	Operating Contractors	3,475.00
282277	City Supply Corporation	Inventory Receivings Accrual	4,463.86
282278	Acme Tools	Inventory Receivings Accrual	1,251.13
282279	Action Electrical	Operating Contractors	563.80
282280	AGRILAND FS INC	Inventory Receivings Accrual	416.50
282281	Air Filter Sales And Services Inc	Operating Materials & Supplies	34.45
282282	Airgas North Central	Operating Vehicle Maintenance Materials	218.16
282283	All Makes Office Equip	Capital Materials & Supplies	3,546.44
282284	American Toppers/Line-X	Operating Purchased Services	314.00
282285	Des Moines Stamp	Operating Materials & Supplies	34.00
282286	Douglas K. Oscarson	Operating Consultants	1,920.30
282287	DXP	Operating Materials & Supplies	140.17
282288	Environmental Express	Inventory Receivings Accrual	506.12
282289	Fire Hose Direct	Operating Materials & Supplies	597.80
282290	First Choice Coffee	Operating Food & Beverage	599.40
282291	Garratt-Callahan Company	Operating Contractors	575.00
282292	Grainger Inc.	Inventory Receivings Accrual	1,335.16
282293	Graybar Electric Company	Inventory Receivings Accrual	1,054.74
282294	Home City Ice	Operating Park Materials	427.50
282295	Hutcheson Engineering Products Inc.	Inventory Receivings Accrual	3,849.57
282296	Indelco Plastics	Inventory Receivings Accrual	1,727.23
282297	Ingersoll Rand	Inventory Receivings Accrual	770.52
282298	Kinzler Construction Services	Operating Purchased Services	848.00
282299	Lawson Products Inc.	Inventory Receivings Accrual	21.50
282300	Logan Contractors Supply Inc.	Inventory Receivings Accrual	126.00
282301	Mail Services LLC	Operating Postage	380.93
282302	McMaster-Carr Supply Company	Inventory Receivings Accrual	3,707.01
282303	Menard's	Operating Materials & Supplies	28.72
282304	Microbac Laboratories	Operating Purchased Services	114.50
282305	Midwest Alarm	Capital Purchased Services	421.35
282306	Midwest Office Technology Inc.	Operating Printing & Copies	247.31
282307	MSC Industrial Supply Company	Inventory Receivings Accrual	455.36
282308	Blackburn Manufacturing Company	Inventory Receivings Accrual	516.83
282309	CenturyLink	Casualty Losses	596.15
282310	Storm Water Supply LLC	Operating Materials & Supplies	144.07
282311	Bankers Trust Company	Operating Licenses & Certifications	346.04
282312	Commercial Supply Co	Inventory Receivings Accrual	310.00
282313	Construction & Aggregate Products Inc.	Operating Materials & Supplies	648.00
282314	Core and Main	Capital Materials & Supplies	3,975.00
282315	CTi	Operating Purchased Services	597.25
282316	CTI Ready Mix	Operating Concrete	3,002.00

PAYMENTS FOR FEBRUARY, 2025

<u>Check No.</u>	<u>Paid to:</u>	<u>Description</u>	<u>Amount</u>
282317	Des Moines Register	Capital Advertising	935.20
282318	On Track Construction LLC	Capital Contractors	74,080.29
282319	Revize Software Systems	Operating Internet/Data	6,900.00
282320	S. J. Louis Construction, Inc	Capital Contractors	833,314.31
282321	SysAid	Operating Maintenance Contracts	9,118.00
282322	Thyssenkrupp Elevator Corporation	Operating Materials & Supplies	8,299.78
282323	CDM Smith Inc.	Capital Contractors	74,334.88
282324	Matheson Tri-Gas, Inc	Inventory Receivings Accrual	12,113.45
282325	PVS Technologies, Inc	Inventory Receivings Accrual	37,168.20
282326	WoodRiver Energy, LLC	Operating Natural Gas	17,551.80
282327	Zenon Environmental Corporation	Capital Materials & Supplies	208,375.00
282328	State Hygienic Laboratory	Operating Purchased Services	6,374.00
282329	Bonnie's Barricades	Capital Contractors	5,354.60
282330	Chemtrade Chemicals US LLC	Inventory Receivings Accrual	19,282.90
282331	Agilent Technologies Inc.	Operating Materials & Supplies	6,690.88
282332	Electric Pump	Operating Contractors	15,547.45
282333	Hach Chemical Company	Operating Contractors	27,106.15
282334	Hawkins Inc	Inventory Receivings Accrual	7,972.78
282335	HDR Inc	Capital Contractors	92,239.33
282336	Logic Compensation Group	Operating Purchased Services	9,531.25
282337	Mississippi Lime Company	Inventory Receivings Accrual	95,200.04
282338	Municipal Supply Inc.	Inventory Receivings Accrual	18,940.24
282339	Neptune Technology Group Inc	Operating Materials & Supplies	11,958.16
282340	Dentons Davis Brown PC	Operating Legal Fees	10,454.00
282341	Nita Bell	Casualty Losses	232.50
282342	Sara Perez	Casualty Losses	1,794.80
282343	Customer Refunds	Refunds	171.52
282344	Customer Refunds	Refunds	123.46
282345	Customer Refunds	Refunds	2,466.08
282346	Customer Refunds	Refunds	144.18
282347	Customer Refunds	Refunds	129.44
282348	Customer Refunds	Refunds	1,915.15
282349	Customer Refunds	Refunds	25.41
282350	Customer Refunds	Refunds	91.03
282351	Customer Refunds	Refunds	25.28
282352	Customer Refunds	Refunds	24.92
282353	Customer Refunds	Refunds	135.60
282354	Customer Refunds	Refunds	105.73
282355	Customer Refunds	Refunds	179.45
282356	Customer Refunds	Refunds	81.64
282357	Customer Refunds	Refunds	899.15
282358	Customer Refunds	Refunds	142.49
282359	Customer Refunds	Refunds	200.91
282360	Customer Refunds	Refunds	14.25
282361	Customer Refunds	Refunds	79.43
282362	Customer Refunds	Refunds	44.10
282363	Customer Refunds	Refunds	51.77
282364	Customer Refunds	Refunds	29.63
282365	Customer Refunds	Refunds	1,388.70
282366	MSC Industrial Supply Company	Inventory Receivings Accrual	141.94
282367	Northern Filter Media Inc	Inventory Receivings Accrual	382.02
282368	One Source	Operating Purchased Services	349.80
282369	Oracle America Inc	Operating Maintenance Contracts	1,257.90
282370	Power Process Equipment Inc.	Inventory Receivings Accrual	1,462.02

PAYMENTS FOR FEBRUARY, 2025

<u>Check No.</u>	<u>Paid to:</u>	<u>Description</u>	<u>Amount</u>
282371	Premier Safety	Inventory Receivings Accrual	445.75
282372	Quest Engineering Inc	Inventory Receivings Accrual	137.89
282373	Radwell International	Operating Materials & Supplies	139.97
282374	Ramco Innovations	Operating Materials & Supplies	34.60
282375	SEAM, Inc	Operating Purchased Services	1,806.10
282376	Snyder & Associates Inc.	Capital Contractors	2,217.75
282377	Star Equipment Ltd.	Inventory Receivings Accrual	335.77
282378	Stellar Industrial Supply	Inventory Receivings Accrual	49.70
282379	Stivers	Operating Purchased Services	1,719.46
282380	SWANSON FLO SYSTEMS	Inventory Receivings Accrual	1,465.50
282381	Terry Monk	Boot Reimbursement	200.00
282382	Total Tool	Inventory Receivings Accrual	475.86
282383	True North Controls	Inventory Receivings Accrual	55.00
282384	ULINE	Operating Materials & Supplies	395.29
282385	United Rental Trench Safety	Inventory Receivings Accrual	2,700.00
282386	UnityPoint Health at Work - Fort Dodge	Operating Purchased Services	739.00
282387	UPHDM Occupational Medicine	Operating Purchased Services	182.00
282388	USA Bluebook	Inventory Receivings Accrual	1,429.15
282389	Van Meter Industrial Inc.	Operating Materials & Supplies	536.61
282390	Van-Wall Group	Operating Materials & Supplies	182.29
282391	Vessco	Inventory Receivings Accrual	782.40
282392	Waste Solutions of Iowa	Operating Purchased Services	309.00
282393	Wellmark Blue Cross & Blue Shield of IA	Group Insurance - Retirees	1,269.00
282394	Ziegler Inc.	Operating Purchased Services	664.64
282395	Acme Tools	Operating Materials & Supplies	4,701.45
282396	Ahern	Operating Purchased Services	2,298.00
282397	Air Filter Sales And Services Inc	Operating Materials & Supplies	1,102.40
282398	Airgas North Central	Operating Vehicle Maintenance Materials	287.94
282399	Alex Veach	Bib & Glasses Reimbursement	368.83
282400	Allender Butzke Engineers Inc.	Capital Contractors	4,445.63
282401	Baker Group	Operating Contractors	1,719.81
282402	Bob Brown Chevrolet Inc.	Operating Materials & Supplies	254.08
282403	Bonnie's Barricades	Operating Contractors	602.40
282404	Canon Financial Services Inc	Operating Printing & Copies	947.00
282405	Capital City Equipment Company	Operating Materials & Supplies	207.42
282406	Capital Sanitary Supply	Inventory Receivings Accrual	481.36
282407	Cintas	Operating Purchased Services	2,393.72
282408	City of Des Moines	Capital Contractors	1,355.00
282409	City Supply Corporation	Operating Materials & Supplies	1,923.98
282410	Combined Systems Technology Inc.	Inventory Receivings Accrual	3,405.43
282411	Core and Main	Inventory Receivings Accrual	1,090.52
282412	Delta Dental of Iowa	Vision Withholding	1,463.44
282413	Des Moines Water Works Petty Cash	Miscellaneous Expenses	867.94
282414	Donna K Heckman	Operating Materials & Supplies	986.05
282415	Dultmeier Sales LLC	Inventory Receivings Accrual	186.62
282416	DXP	Inventory Receivings Accrual	1,450.75
282417	Fastenal Company	Inventory Receivings Accrual	579.03
282418	Fisher Scientific	Operating Materials & Supplies	201.60
282419	Force Fitters	Operating Employee Job Costs - Misc	385.50
282420	Full Compass Systems, LTD	Operating Materials & Supplies	320.12
282421	AssuredPartners Great Plains LLC	General Insurance Premiums	497.00
282422	Douglas K. Oscarson	Operating Consultants	1,798.20
282423	Hy-Vee	Operating Food & Beverage	134.63
282424	Menard's	Operating Materials & Supplies	12.90

PAYMENTS FOR FEBRUARY, 2025

<u>Check No.</u>	<u>Paid to:</u>	<u>Description</u>	<u>Amount</u>
282425	Menard's	Operating Materials & Supplies	17.84
282426	Shermco Industries, Inc.	Capital Materials & Supplies	2,376.00
282427	Gilcrest Jewett Lumber Company	Inventory Receivings Accrual	250.00
282428	Graybar Electric Company	Inventory Receivings Accrual	864.67
282429	Home City Ice	Operating Park Materials	265.00
282430	IDEXX Laboratories Inc.	Operating Materials & Supplies	252.80
282431	Industrial Scientific Corporation	Operating Dues and Memberships	2,560.20
282432	InfoSend, Inc.	Operating Postage	4,289.58
282433	Iowa Prison Industries	Operating Materials & Supplies	17.00
282434	Izaak Walton League	Prepaid Expense	1,000.00
282435	Jonathon Boyles	Operating Materials & Supplies	200.00
282436	Kinzler Construction Services	Operating Purchased Services	1,186.50
282437	Lawson Products Inc.	Inventory Receivings Accrual	218.96
282438	Lyle Pritchard	Group Insurance - Retirees	303.60
282439	Mail Services LLC	Operating Postage	579.29
282440	McMaster-Carr Supply Company	Inventory Receivings Accrual	2,152.02
282441	Mead O'Brien Inc.	Inventory Receivings Accrual	916.89
282442	Michael Argenta	Clothing Reimbursement	187.20
282443	Microbac Laboratories	Operating Purchased Services	114.50
282444	Midwest Wheel Companies	Operating Materials & Supplies	194.53
282445	Mike Adams	Operating Travel	36.00
282446	Municipal Supply Inc.	Inventory Receivings Accrual	29,312.74
282447	Neptune Technology Group Inc	Inventory Receivings Accrual	5,762.73
282448	PVS Technologies, Inc	Inventory Receivings Accrual	37,330.20
282449	PVS Technologies, Inc	Inventory Receivings Accrual	12,241.80
282450	Rhiner's Plumbing Heating & Cooling	Operating Purchased Services	6,555.00
282451	SEI Security Equipment Inc	Capital Purchased Services	5,250.52
282452	Strand Associates	Capital Contractors	5,708.06
282453	Tomco2 Equipment Company	Operating Contractors	12,843.75
282454	Torgerson Excavating	Operating Plumbing	6,850.00
282455	Univar	Inventory Receivings Accrual	7,266.63
282456	Dentons Davis Brown PC	Operating Legal Fees	10,801.60
282457	Aclara Technologies LLC	Inventory Receivings Accrual	347,349.80
282458	Aureon Communications	Operating Internet/Data	5,825.04
282459	Calgon Carbon Kuraray	Inventory Receivings Accrual	56,146.20
282460	Chemtrade Chemicals US LLC	Inventory Receivings Accrual	19,397.00
282461	Consolidated Water Solutions	Inventory Receivings Accrual	8,249.34
282462	CPI International	Inventory Receivings Accrual	5,341.46
282463	CTI Ready Mix	Operating Concrete	12,478.50
282464	DLT Solutions LLC	Operating Maintenance Contracts	7,924.87
282465	DuBois Chemicals INC	Inventory Receivings Accrual	12,246.26
282466	Electric Pump	Operating Contractors	5,748.39
282467	American Water Works Association	Operating Dues and Memberships	12,244.00
282468	BasePoint Building Automations	Operating Contractors	5,344.20
282469	Dickinson, Bradshaw, Folwer & Hagen, P.C.	Operating Legal Fees	8,540.00
282470	Greater Des Moines Partnership	Operating Materials & Supplies	50,000.00
282471	Hach Chemical Company	Operating Contractors	9,870.00
282472	Hydro Klean	Operating Contractors	7,450.80
282473	Larson Data Communications	Operating Contractors	8,610.00
282474	SEI Security Equipment Inc	Capital Contractors	15,356.00
282475	Veenstra & Kimm Inc.	Capital Contractors	42,893.44
282476	Wellmark Blue Cross & Blue Shield of IA	Group Insurance - Retirees	28,386.80
282478	GovernmentJobs.com Inc.	Operating Subscriptions	9,588.00
282479	Grainger Inc.	Operating Materials & Supplies	26,122.45

PAYMENTS FOR FEBRUARY, 2025

<u>Check No.</u>	<u>Paid to:</u>	<u>Description</u>	<u>Amount</u>
282480	Hawkins Inc	Inventory Receivings Accrual	7,555.59
282481	IP Pathways LLC	Operating Materials & Supplies	10,289.08
282482	IXOM Watercare Inc	Operating Contractors	15,000.00
282483	JMT Trucking	Operating Purchased Services	13,106.16
282484	Lincoln National Life Insurance Co	Insurance Withholding	8,760.38
282485	Mid American Energy	Operating Electrical Power	190,666.93
282486	Mississippi Lime Company	Inventory Receivings Accrual	96,394.17
282487	Customer Refunds	Refunds	151.44
282488	Customer Refunds	Refunds	43.45
282489	Customer Refunds	Refunds	11.05
282490	Customer Refunds	Refunds	188.98
282491	Customer Refunds	Refunds	320.00
282492	Customer Refunds	Refunds	175.28
282493	Customer Refunds	Refunds	171.69
282494	Customer Refunds	Refunds	25.70
282495	Customer Refunds	Refunds	135.39
282496	Customer Refunds	Refunds	157.76
282497	Customer Refunds	Refunds	103.06
282498	Customer Refunds	Refunds	62.82
282499	Customer Refunds	Refunds	201.29
282500	Customer Refunds	Refunds	6.98
282501	Customer Refunds	Refunds	86.80
282502	Customer Refunds	Refunds	151.76
282503	Customer Refunds	Refunds	10.15
282504	Lawson Products Inc.	Inventory Receivings Accrual	306.29
282505	Liberty Tire Recycling Services Iowa	Operating Materials & Supplies	407.99
282506	Martin Marietta Aggregates	Operating Materials & Supplies	179.87
282507	McMaster-Carr Supply Company	Inventory Receivings Accrual	578.71
282508	Menard's	Capital Materials & Supplies	148.76
282509	CenturyLink	Operating Telephone Services	350.52
282510	E.H. Wachs Company	Inventory Receivings Accrual	608.26
282511	Michael Fuller	Operating Travel	36.00
282512	Microbac Laboratories	Operating Purchased Services	229.00
282513	Midwest Wheel Companies	Operating Materials & Supplies	2,457.37
282514	MSC Industrial Supply Company	Inventory Receivings Accrual	397.95
282515	Murphy Tractor & Equipment	Operating Materials & Supplies	463.18
282516	Nite Owl Printing	Operating Printing & Copies	2,450.00
282517	Ottsen Oil Company	Inventory Receivings Accrual	95.26
282518	Pat Bruner	Operating Food & Beverage	172.25
282519	Northern Tool and Equipment	Capital Materials & Supplies	294.48
282520	Acme Tools	Inventory Receivings Accrual	24.58
282521	Baker Electric Inc.	Operating Contractors	250.00
282522	Hungerford Terry, Inc	Operating Materials & Supplies	765.00
282523	SWANSON FLO SYSTEMS	Inventory Receivings Accrual	1,480.55
282524	UPS	Operating Courier/Shipping	7.50
282525	Acme Tools	Capital Tools	1,404.39
282526	AGRILAND FS INC	Inventory Receivings Accrual	516.50
282527	Airgas North Central	Inventory Receivings Accrual	2,374.11
282528	AnalytiChem Canada, Inc	Operating Materials & Supplies	1,138.90
282529	Capital Sanitary Supply	Inventory Receivings Accrual	133.16
282530	Charles Thomas Cater	Boot Reimbursement	100.03
282531	Cintas	Operating Purchased Services	3,524.41
282532	City Supply Corporation	Inventory Receivings Accrual	1,742.64
282533	Cody Mikesell	Boot Reimbursement	150.06

PAYMENTS FOR FEBRUARY, 2025

<u>Check No.</u>	<u>Paid to:</u>	<u>Description</u>	<u>Amount</u>
282534	Consumer Energy	Operating Electrical Power	517.50
282535	Core and Main	Inventory Receivings Accrual	815.20
282536	Crane Sales & Service	Operating Training	1,920.00
282537	Douglas K. Oscarson	Operating Consultants	1,809.30
282538	Dultmeier Sales LLC	Inventory Receivings Accrual	75.51
282539	Electronic Engineering Company	Operating Purchased Services	1,360.00
282540	Flow Line Valve and Controls	Inventory Receivings Accrual	379.74
282541	Force Fitters	Operating Employee Job Costs - Misc	266.50
282542	Grainger Inc.	Inventory Receivings Accrual	4,223.83
282543	Graybar Electric Company	Inventory Receivings Accrual	186.74
282544	Hotsy Cleaning Systems	Operating Purchased Services	632.50
282545	HR Green	Capital Contractors	1,420.50
282546	Illinois Mutual & Life Casualty Company	Insurance Withholding	17.81
282547	Image Solutions	Operating Office Supplies	140.50
282548	IMEG Corp	Capital Contractors	2,235.00
282549	IntelliShift	Operating Subscriptions	2,433.00
282550	Iowa Prison Industries	Capital Materials & Supplies	885.06
282551	James Peitzman	Boot Reimbursement	190.79
282552	Language Testing International, Inc	Operating Purchased Services	63.00
282553	Larson Data Communications	Operating Materials & Supplies	783.41
282554	Larson Data Communications	Inventory Receivings Accrual	195.40
282555	Pollard Company	Inventory Receivings Accrual	51.50
282556	Premier Safety	Inventory Receivings Accrual	953.15
282557	Protex Central Inc.	Operating Contractors	897.50
282558	Radwell International	Inventory Receivings Accrual	4,398.74
282559	RevSpring, Inc.	Operating Purchased Services	950.00
282560	Scribe	Operating Internet/Data	1,764.00
282561	Seiler Instrument Geospatial	Operating Training	2,483.56
282562	Shimadzu Scientific Instrument	Operating Materials & Supplies	109.58
282563	Stellar Industrial Supply	Inventory Receivings Accrual	263.54
282564	Stonkus Hydraulic Inc.	Inventory Receivings Accrual	720.55
282565	Team Services Inc.	Capital Contractors	895.92
282566	Thyssenkrupp Elevator Corporation	Operating Purchased Services	2,626.20
282567	Tony Knox	Boot Reimbursement	128.35
282568	Total Tool	Inventory Receivings Accrual	198.44
282569	Truck Center Companies	Operating Materials & Supplies	215.21
282570	ULINE	Operating Vehicle Maintenance Materials	386.78
282571	United Rentals	Inventory Receivings Accrual	537.00
282572	USA Bluebook	Inventory Receivings Accrual	1,059.38
282573	Utility Equipment Company	Operating Materials & Supplies	1,988.00
282574	Van Meter Industrial Inc.	Inventory Receivings Accrual	1,445.08
282575	VWR International LLC	Operating Materials & Supplies	292.01
282576	White Cap, L.P.	Inventory Receivings Accrual	68.00
282577	Zenon Environmental Corporation	Operating Materials & Supplies	530.00
282578	Louie's Floor Covering Inc.	Capital Materials & Supplies	19,435.88
282579	Mid American Energy	Operating Electrical Power	55,704.29
282580	Mississippi Lime Company	Inventory Receivings Accrual	93,426.44
282581	Municipal Supply Inc.	Inventory Receivings Accrual	17,822.71
282582	Neptune Technology Group Inc	Inventory Receivings Accrual	8,687.04
282583	On Track Construction LLC	Capital Contractors	8,670.65
282584	Oracle America Inc	Operating Maintenance Contracts	19,378.80
282585	Combined Systems Technology Inc.	Capital Materials & Supplies	6,090.00
282586	Hach Chemical Company	Operating Materials & Supplies	12,349.80
282587	HSI Workplace Compliance Solutions	Operating Licenses & Certifications	7,000.00

PAYMENTS FOR FEBRUARY, 2025

<u>Check No.</u>	<u>Paid to:</u>	<u>Description</u>	<u>Amount</u>
282588	J & K Contracting LLC	Contracts Payable	57,267.32
282589	All Makes Office Equip	Capital Materials & Supplies	64,212.97
282590	American Fence of Iowa	Operating Purchased Services	10,589.00
282591	Barr Engineering Company	Capital Contractors	20,191.43
282592	Bolton & Menk Inc	Capital Contractors	7,800.00
282593	Calgon Carbon Kuraray	Inventory Receivings Accrual	56,371.80
282594	CDM Smith Inc.	Capital Contractors	74,816.00
282595	Chemtrade Chemicals US LLC	Inventory Receivings Accrual	20,399.45
282596	Corn States Metal Fabricators, Inc	Capital Contractors	33,688.52
282597	DuBois Chemicals INC	Inventory Receivings Accrual	12,532.78
282598	Fastenal Company	Inventory Receivings Accrual	6,204.48
282599	InfoSend, Inc.	Operating Postage	50,833.69
282600	JMT Trucking	Operating Purchased Services	14,929.80
282601	PVS Technologies, Inc	Inventory Receivings Accrual	24,958.80
282602	Qualus	Capital Contractors	14,192.95
282603	Renewable Energy Group	Inventory Receivings Accrual	17,471.89
282604	Schaal Heating & Cooling	Operating Purchased Services	9,000.00
282605	SEI Security Equipment Inc	Capital Purchased Services	10,579.40
282606	Shannon Chemical	Inventory Receivings Accrual	48,952.80
282607	Verizon Wireless Messaging Service	Operating Telephone Services	7,687.61
00000025/1	Amazon Capital Services Inc	Operating Materials & Supplies	3,755.97
00000026/1	Des Moines Water Works	Purchased Water CIWW	2,209,134.11
00000027/1	Amazon Capital Services Inc	Operating Materials & Supplies	900.94
00000027/2	Underwriters Laboratory	Operating Contractors	3,163.00
00000028/1	Amazon Capital Services Inc	Operating Materials & Supplies	2,153.17
00000028/2	Capital Credit Incorporated	Operating Purchased Services	24,292.50
00000028/3	Siemens Industry Inc.	Operating Contractors	1,899.00
00000029/1	Ahlers Cooney PC	Operating Lega Expense	487.50
00000029/2	Amazon Capital Services Inc	Operating Materials & Supplies	3,189.77
00000029/3	Capital Credit Incorporated	Operating Purchased Services	49,038.46
00000029/5	RSM US LLP	Operating Accounting Services	5,250.00
00000022/1	EBS	Employee Health Premiums	5,000.00
WC02282025CU	Des Moines Metro Credit Union	Payroll Deductions - Credit Union	20,129.00
WC02282025Caseys	Casey's Business Mastercard	Operating Gasoline	166.51
WC02282025IPERS	IPERS Collections	IPERS January 2025 Payment	404,334.16
WC02282025ADP	ADP LLC	ADP Payroll Services	10,216.23
WC02282025CU	Des Moines Metro Credit Union	Payroll Deductions - Credit Union	20,129.00
WC02282025DC	Principal Life Insurance	Deferred Comp	66,454.61
WC02282025DC	Principal Life Insurance	Deferred Comp	95,930.70
WC02282025Caseys	Casey's Business Mastercard	Operating Gasoline	301.87
WC02282025Excise	Treasurer State of Iowa - Sales/Use	Water Excise Tax	223,055.61
WC02282025State	Treasurer State of Iowa - Sales/Use	State Sales Tax	160,217.62
WC02282025FSA	Discovery Benefits	Feb 25 Flex Reimb	3,330.00
WC02282025	Collection Services Center	Garnishment of Wages	1,349.93
WC02282025	Collection Services Center	Garnishment of Wages	1,349.93
WC02282025	Internal Revenue Service	Withholding Taxes Payable	216,353.25
WC02282025	Internal Revenue Service	Withholding Taxes Payable	217,123.75
WC02282025	Treasurer State of Iowa	State Withholding Taxes Payable	22,526.39
WC02282025	Treasurer State of Iowa	State Withholding Taxes Payable	22,178.42
TOTAL			12,032,121.54

CEO APPROVED EXPENDITURES GREATER THAN \$50,000
MONTHLY SCHEDULE FOR THE MONTH OF FEB 2025

Check #	Vendor	Description	Amount	Details
EFT #				
	none			



AGENDA ITEM FORM

SUBJECT: 2024 Des Moines Water Main Replacement Contract 1 - NE

SUMMARY:

- In February 2025, the Board of Water Works Trustees authorized staff to solicit bids for the 2024 Des Moines Water Main Replacement Contract 1 - NE contract. The Public Hearing was established as the date of the March 2025 Board meeting.
- The project includes the replacement of cast iron water mains that have reached the end of their useful life with new water mains to improve system reliability, water quality, and service life.
- Work on E Shawnee Ave and E 32nd St will call for the installation of approximately 190 feet of 8-inch polyvinyl chloride (PVC) water main and 2,010 feet of 8-inch ductile iron pipe (DIP) water main.
- Work on E Clinton Ave and E 31st St will call for the installation of approximately 1,450 feet of 8-inch polyvinyl chloride (PVC) water main.
- Plans, specifications, and contract documents were taken out by several prospective bidders. Four bids were submitted on March 18, 2025.

<u>BIDDER</u>	<u>TOTAL BID</u>
Corell Contractor, Inc.	\$2,015,990
Vanderpool Construction, Inc.	\$2,050,250
On Track Construction, LLC	\$2,092,755
Reilly Construction Co, Inc.	\$2,394,420

- The engineer's estimate for this contract is \$2,212,000.
- Corell Contractor, Inc. has successfully completed other projects for Des Moines Water Works in the past.
- Staff recommends the Board award the 2024 Des Moines Water Main Replacement Contract 1 - NE contract to Corell Contractor, Inc. in the amount of \$2,015,990.

FISCAL IMPACT:




Funds for this project will come from the 2025 Des Moines Water Main Replacement budget.

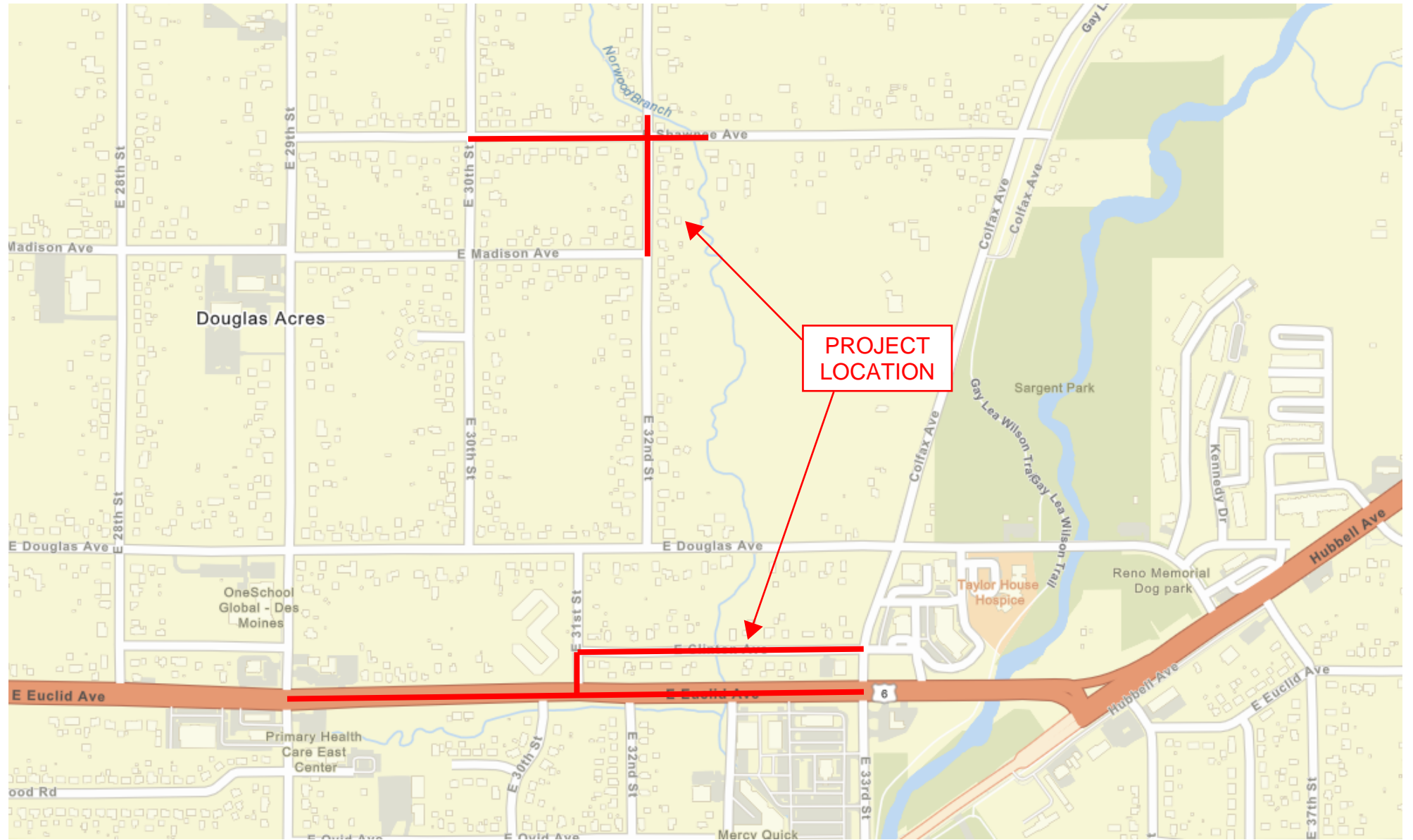
RECOMMENDED ACTION:

Award the 2024 Des Moines Water Main Replacement Contract 1 - NE contract to Corell Contractor, Inc. in the amount of \$2,015,990 and authorize the Chairperson and CEO and General Manager to execute the contract.

BOARD REQUIRED ACTION:

- Public Hearing – Opened by Chairperson for comments from the public regarding the form of contract, plans and specifications, and estimated cost. Chairperson closes hearing.
- Finding that no facility of the kind to be constructed is available for rent or sharing from another agency.
- Motion for adoption of form of contract, plans and specifications, and estimated cost.
- Analysis of bids received.
- Award the 2024 Des Moines Water Main Replacement Contract 1 - NE in the amount of \$2,015,990 to Corell Contractor, Inc. and authorize the Chairperson and CEO and General Manager to execute the contract.

 Shad Hardsiak, P.E. Professional Engineer	3/19/25 (date)	 Michael Zach, P.E. Engineering Supervisor	3/19/25 (date)	 Ted Corrigan, P.E. CEO and General Manager	3/29/25 (date)
---	-------------------	---	-------------------	--	-------------------





DES MOINES WATER WORKS
Board of Water Works Trustees

Agenda Item No. III-B
Meeting Date: March 25, 2025
Chairperson's Signature Yes No

AGENDA ITEM FORM

SUBJECT: Acceptance of 2024 FWTP – 5 kV System Upgrades – Relays

SUMMARY:

- At the February 2024 Board meeting, the Board of Water Works Trustees awarded a contract to Qualus in the amount of \$132,450 for the 2024 FWTP – 5 kV System Upgrades – Relays project.
- The scope of work included replacing existing electromechanical protective relays on critical 5 kV circuits with modern microprocessor-based protective relays to enhance reliability and integrate with planned control system improvements at the Fleur Drive Water Treatment Plant.
- All work associated with this Contract has been satisfactorily completed.
- Two change orders totaling \$15,080 were negotiated with Qualus, which covered additional equipment procurement and extra field time required for modifications and coordination due to design omissions.
- The final contract price for the 2024 FWTP – 5 kV System Upgrades – Relays project is \$147,530.
- Members of the Central Iowa Water Works Technical Committee have been briefed on the recommendation to accept this contract.

FISCAL IMPACT:

Funds for the project will come from the 2024 Fleur Drive Treatment Plant budget.

RECOMMENDED ACTION:

Accept the 2024 FWTP 5 kV System Upgrades – Relays, completed by Qualus, in the amount of \$147,530.

BOARD REQUIRED ACTION:

Motion to accept the 2024 FWTP 5 kV System Upgrades – Relays, completed by Qualus, in the amount of \$147,530.

_____ / _____ (date)	<i>Lindsey Wanderscheid</i> 3/14/25 Lindsey Wanderscheid, P.E. (date) Director of Engineering Services	<i>Ted Corrigan</i> 3/24/25 Ted Corrigan, P.E. (date) CEO and General Manager
-------------------------	--	---



DES MOINES WATER WORKS
Board of Water Works Trustees

Agenda Item No. III-C
Meeting Date: March 25, 2025
Chairperson's Signature Yes No

AGENDA ITEM FORM

SUBJECT: Acceptance of 2024 – Multiple Facilities – Roof Repairs

SUMMARY:

- At the September 2024 Board meeting, the Board of Water Works Trustees awarded a contract to Academy Roofing & Sheet Metal Co. in the amount of \$136,985 for the 2024 – Multiple Facilities – Roof Repairs project.
- The scope of work included performing a variety of roof preserving repairs on facilities throughout the utility. Roof repairs were performed at four separate locations, including the Saylorville Water Treatment Plant, McMullen Water Treatment Plant, Fleur Drive Water Treatment Plant, and the Polk County Pumping Station. Each location included between one and seven individual roofs requiring repairs.
- All work associated with this Contract has been satisfactorily completed.
- There was one change order totaling \$6,500 negotiated with Academy Roofing, which covered a retrofit to divert rainwater around mechanical unit curbs and a quantity overage.
- The final contract price for the 2024 – Multiple Facilities – Roof Repairs project is \$143,485.
- Members of Central Iowa Water Works Technical Committee have been briefed on the recommendation to accept this Contract.

FISCAL IMPACT:




Funds for this project will come from the 2024 Facility Management budget.

RECOMMENDED ACTION:

Accept the 2024 – Multiple Facilities – Roof Repairs contract, completed by Academy Roofing & Sheet Metal Co. in the amount of \$143,485.

BOARD REQUIRED ACTION:

Motion to accept 2024 – Multiple Facilities – Roof Repairs contract, completed by Academy Roofing & Sheet Metal Co. in the amount of \$143,485.

 Donald K. Staley Project Manager (date) <u>3/14/25</u>	 Lindsey Wanderscheid, P.E. Director of Engineering Services (date) <u>3/14/25</u>	 Ted Corrigan, P.E. CEO and General Manager (date) <u>3/29/25</u>
---	---	---

Attachments: None



DES MOINES WATER WORKS
Board of Water Works Trustees

Agenda Item No. III-D
Meeting Date: March 25, 2025
Chairperson's Signature Yes No

AGENDA ITEM FORM

SUBJECT: Request Authorization to Reimburse the City of Windsor Heights for Water Main Replacement for City of Windsor Heights 68th Street Improvement project

SUMMARY:

- As part of the City of Windsor Heights' 68th Street Improvement project, Des Moines Water Works will complete water main replacement and install approximately 2,140 feet of new 8-inch polyvinyl chloride water main to replace an existing 8-inch 1960 cast iron water main with breaks, and 10 feet of new 6-inch polyvinyl chloride water main to replace existing 6-inch cast iron water main to connect to existing main.
- The City project includes road reconstruction and sanitary and storm sewer improvements.
- Construction for this project is anticipated to begin in March 2025, with water main work being completed in the 2025 construction season.
- Based upon the unit price bid for the estimated quantities for this contract, the cost for the water main relocation portion of this City of Windsor Heights project is \$311,014.04. Shekar Engineering PLC from Des Moines, Iowa will be the Contractor on the project.

FISCAL IMPACT:

Funds for this project will come from the 2025 Windsor Heights Water Main Replacement budget.

RECOMMENDED ACTION:

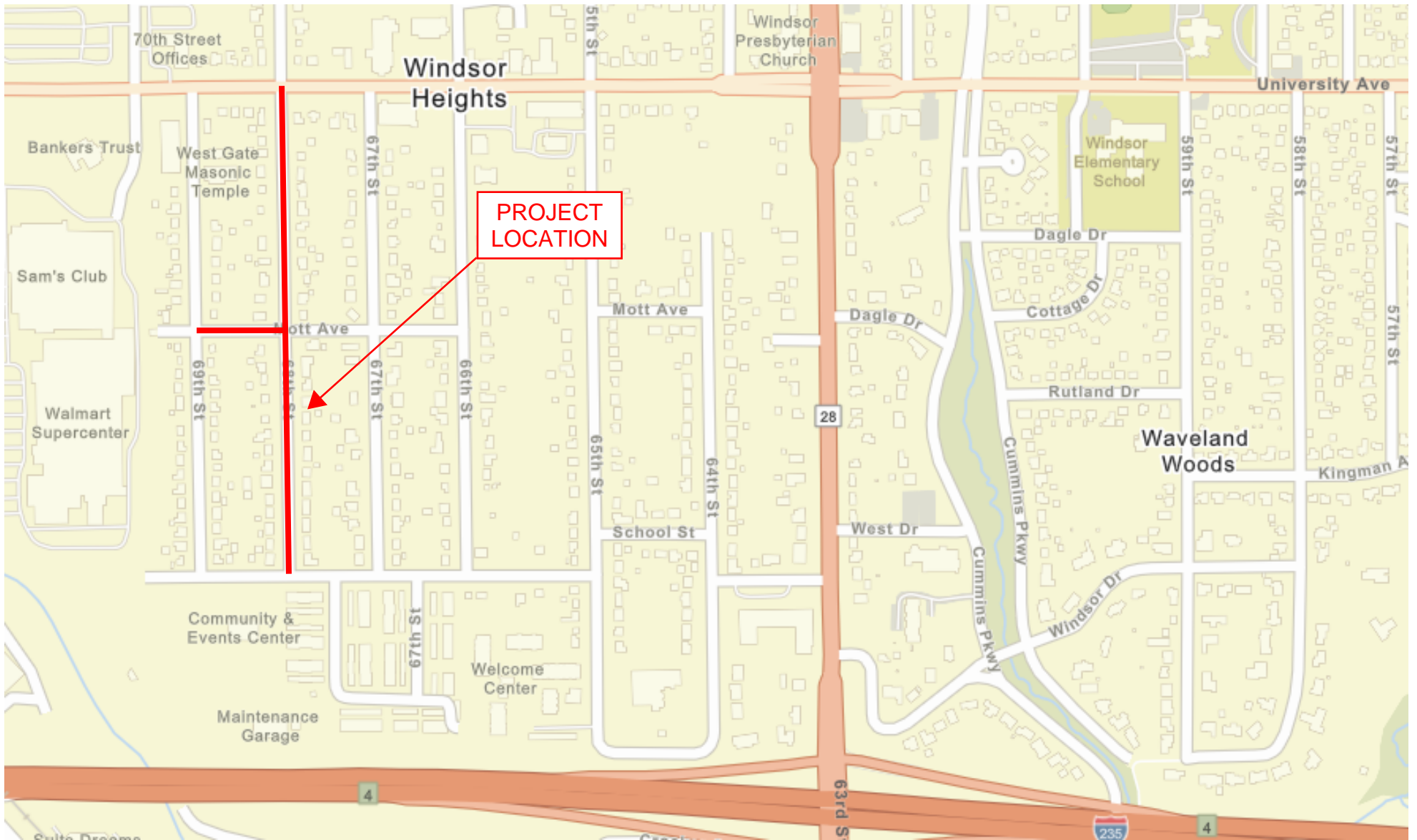
Authorize staff to reimburse the City of Windsor Heights for Water Main Replacement included in the 68th Street Improvement project.

BOARD REQUIRED ACTION:

Motion to authorize staff to reimburse the City of Windsor Heights for Water Main Replacement included in the 68th Street Improvement project.

<i>Carla J. Schumacher</i> 1/3/14/25 Carla J. Schumacher, P.E. (date) Project Manager	<i>Lindsey Wanderscheid</i> 1/3/14/25 Lindsey M. Wanderscheid, P.E. (date) Director of Engineering Services	<i>Ted Corrigan</i> 3/24/25 Ted Corrigan, P.E. (date) CEO and General Manager
---	---	---

Attachments: site map





DES MOINES WATER WORKS
Board of Water Works Trustees

Agenda Item No. Information Items A-D
Meeting Date: March 25, 2025
Chairperson's Signature Yes No

AGENDA ITEM FORM

SUBJECT: Information Items

SUMMARY:

<p>A. Board Committee Reports</p> <ul style="list-style-type: none"> • Finance and Audit Committee • Planning Committee <p>B. Board Membership Reports</p> <ul style="list-style-type: none"> • Central Iowa Water Works Board <ul style="list-style-type: none"> • CIWW Board Highlights • Des Moines Water Works Park Foundation <p>C. CEO and General Manager's Comments</p> <ul style="list-style-type: none"> • CEO Selection Process <p>D. Utility Updates</p> <ul style="list-style-type: none"> • Safety Update • Community Outreach Update • Contract Status and Professional Service Agreements

FISCAL IMPACT:


No impact to the budget.

RECOMMENDED ACTION:

For review and discussion.

BOARD REQUIRED ACTION:

Review and discussion.

_____ / _____ (date)	_____ / _____ (date)	 3/20/25 Ted Corrigan, P.E. CEO and General Manager (date)
-------------------------	-------------------------	---

Attachments: CIWW Board Highlights; DMWWPF February Board Minutes, February 2025 Financials; Event Calendar; March 2025 Agenda; Safety Update; Community Outreach Update; Contract Status and Professional Services Agreements Spreadsheets

CIWW February 2025 Board Meeting Highlights

On February 26, 2025, the CIWW Board of Trustees established the “Water Usage Best Practices Committee” to identify best practices in managing peak demand and overall water usage to more effectively control future costs of building additional supply in the region. The committee will be charged with exploring education and outreach, usage data analyses, technology advances, rate structures, and incentive programs as possible means for controlling peak demand and reducing overall water usage throughout the region. It will be the decision of each entity whether and to what extent best practices are deployed within their respective service territories. Trustees, alternates, and members of the Long-Range Planning Committee who wish to serve on the new committee should notify the CIWW chair. Committee members will be appointed by the CIWW chair at the board meeting in March.

In addition to the new committee, the board adopted the Polk County Multi-Jurisdictional Local Hazard Mitigation Plan, approved a joint capital project spending authority policy, and authorized the advertisement of requests for qualifications for preliminary engineering services for the Grimes Water Treatment Plant expansion as well as a new West Plant.

DES MOINES WATER WORKS PARK FOUNDATION

Board of Directors

Meeting Agenda

March 7, Noon to 1:30 pm

Virtual Meeting Link:

[Click here to join the meeting now](#)

- Microsoft Teams Meeting ID: 267 671 325 663 Passcode: gKCPHm

- I. **Call to Order & Welcome/Affirm Agenda** – Crystal Franke
- II. **Approve February Meeting Minutes** – Crystal Franke
- III. **President's Report** – Crystal Franke
 - Treaty Oak Revival: S&A dba First Fleet update
 - Fall Fest: Appoint committee chair, committee, and volunteers (Friends of Park)
 - Explore sponsor opportunities
- IV. **Financial Report** – Ardis Kelley
 - Financial Report - February 2025
- V. **Committee Reports**
 - Development - MD Isley
 - Governance - Corey Morrison
 - Marketing – Chris Lightfoot
 - Programming – Jenny Herrera
 - DMWW Utility – Amy Kahler
- VI. **Executive Director Report** – Chris Burch
 - Budget Proposal & Account ID's
 - Banker Trust Loan Statement
 - Donor Wall & Atlantic Bottling update
 - Event Calendar update
- VII. **Announcements**
- VIII. **Adjourn: April 11, 2025. Noon to 1:30 pm.**
In-Person Location: Water Works Park Utility, board room. 2201 George Flagg Parkway

DMWWPF Vision: *Water Works Park is where nature and people flourish.*

DMWWPF Mission: *Foster clean water and nature stewardship through unique learning opportunities, cultural experiences, and outdoor adventures.*

DMWWPF Values:

1. *Conservation: We are a model of urban conservation that protects and promotes our natural environment through engaging amenities and activities, with an intentional focus on clean water.*
2. *Well-being: We provide opportunities for park lovers of any age to invigorate their bodies and quiet their minds through recreation, play, and connection to nature.*
3. *Collaboration: We nurture and grow strategic partnerships with other organizations and community attractions to maximize our collective impact.*
4. *Inclusion: We create a welcoming place for all, encouraging and growing understanding and connection to strengthen our community. We are everyone's park.*
5. *Amazement: We leverage 1500 acres of urban green space to create unique experiences that delight and amaze human visitors while respecting and enhancing the park's ecosystem.*

DES MOINES WATER WORKS PARK FOUNDATION
Board of Directors Meeting
Friday, February 14, 2025 – 12:00 – 1:30 pm
Meeting Minutes



In-Person Location: Water Works Utility Board Room, 2201 George Flagg Pkwy

Present: Jenny Herrera, Tyler Strub, Ken Converse, Brad Sporrer, Crystal Franke, Andrea Boulton, Angie Fagervik-Chia, Carissa Schmidt, Drew Manatt, Pat Bruner, Beth Coonan, Ardis Kelley

Virtual: Teri TeBockhorst, Chris Lightfoot, Keshia Fields, Corey Morrison, Ashley Aust, Mindy Alvarez

Guests/Staff: Chris Burch, Amy Kahler

- I. **Call to Order & Welcome/Affirm Agenda** – Crystal Franke – Crystal Franke called the meeting to order at 12:08 PM.
- II. **Approve October Meeting Minutes** – Crystal Franke
December BOD minutes were reviewed and approved as is.
Motion to Approve: Crystal Franke **Second:** Jenny Herrera **Approved**
- III. **President's Report** – Crystal Franke
 - The next meeting will be on March 7th.
 - Sam Summers (S&A Contract) - Crystal discussed the situation with First Fleet/S&A regarding the Treaty Oak Revival concert that Chris had scheduled with Mammoth before S&A's February 1st scheduling exclusivity expiration. This prompted Sam Summers of S&A to threaten legal action and make monetary demands for restitution. Jason Stone will meet with Sam Summers to discuss a settlement. Crystal believes Jason can negotiate a reasonable outcome with Summers.
 - Crystal then discussed the process for obtaining Summers' approval for events lined up before the Feb 1st date in the future.
 - Andrea mentioned attorney Adam Ibrahim, a Des Moines attorney we will use to negotiate, draft, and review contracts in the future.
 - There was a general discussion about our other contracts, hold dates in the schedule, and other schedule items.
 - Fall Fest—Crystal discussed working with an individual in Valley Junction to contract for bringing in other vendors for Fall Fest. The contract requires her to bring in 80 vendors, and we can bring in 20 of our own. The expectation is for 100 or more total vendors for the event. The person from Valley Junction is mapping out the site plan for the event.
 - There will be an Emerging Artist section in one event area.
 - Tyler is looking for someone to provide hayrack rides through part of the park.
 - Revenue sources will include food vendors, the Biergarten, and potentially entry ticket sales.
 - Grant Opportunities—Crystal and Chris will work on grant application opportunities in 2025. Specifically, Chris may receive grant coverage as an assistant in 2025.
- IV. **Financial Report—Ardis Kelley led a brief discussion of the financials for January. There was no revenue in January, and key expense items included a payment of some holdover 2024 expenses to Peoples Productions, payroll, and interest on the Bankers Trust line of credit.**
Motion to Approve: There was no motion since the January financials were in draft form.
- V. **Committee Reports**
 - Programming (Jenny)
 - Earth Day – There will be egg sales but no egg hunt this year.
 - Rain Barrel Workshop – This will be held at the Izaak Walton League on April 17th. 25 people have registered; the event is capped at 30. We will have expenses of approximately \$1,500 but will possibly receive a \$2,500 sponsorship from REI to

offset these expenses. We need to set up an online registration platform. The registration fee is \$50 per person.

Motion to Approve: Andrea Boulton **Second:** Ken Converse **Approved**

- Marketing/Website (Chris) – There was no report.
- Governance – (Corey) – There was no report.
- Development – (MD) – MD Isley was absent, so Ken Converse gave the Development report.
 - Ken indicated that he and Chris Burch will review all pledges in the next two weeks to determine what is still collectible.
- Utility (Amy) – Amy handed out a sheet outlining the terms of the 28E Agreement between Des Moines Water Works and the park foundation.
 - She discussed the plan for going forward, with monthly payments for ongoing maintenance and additional fees for the \$127,826 arrears from 2023 and 2024. Approximately 1/3 of this amount is related to damage caused in June of 2023 by a political rally on the Great Lawn.
 - There was additional discussion of establishing the depreciation fund and transferring money to it regularly.

VI. Executive Director Report (Chris Burch)—Chris did not provide a report due to the time spent on other items on the agenda.

VII. **Announcements** – None

VIII. **Adjournment**

Adjourn – The meeting was adjourned at 1:540PM.

Motion to Approve: Crystal Franke **2nd:** Andrea Boulton **Approved**

DMWWPF Values:

1. *Conservation: We are a model of urban conservation that protects and promotes our natural environment through engaging amenities and activities, with an intentional focus on clean water.*
2. *Well-being: We provide opportunities for park lovers of any age to invigorate their bodies and quiet their minds through recreation, play, and connection to nature.*
3. *Collaboration: We nurture and grow strategic partnerships with other organizations and community attractions to maximize our collective impact.*
4. *Inclusion: We create a welcoming place for all, encouraging and growing understanding and connection to strengthen our community. We are everyone's park.*
5. *Amazement: We leverage 1500 acres of urban green space to create unique experiences that delight and amaze human visitors while respecting and enhancing the park's ecosystem.*

Des Moines Water Works Park Foundation
Comparative Statements of Financial Position
As of February 28, 2025

	Feb 28, 25	Feb 29, 24
ASSETS		
Current Assets		
Checking/Savings		
11861 · Checking-DMWWPF Bankers Trust#2	101,026.95	159,792.84
12055 · Savings-DMWWPF Bankers Trust	1,253.05	1,248.97
Total Checking/Savings	102,280.00	161,041.81
Accounts Receivable		
16020 · Pledges Receivable	395,207.07	393,207.07
Total Accounts Receivable	395,207.07	393,207.07
Other Current Assets		
13001 · Investments - Endow Iowa	55,584.64	52,250.90
17010 · Prepaid Insurance	0.00	1,322.96
Total Other Current Assets	55,584.64	53,573.86
Total Current Assets	553,071.71	607,822.74
TOTAL ASSETS	553,071.71	607,822.74
LIABILITIES & EQUITY		
Liabilities		
Current Liabilities		
Other Current Liabilities		
21000 · Accrued Expenses	1,798,117.64	1,908,410.63
24000 · Payroll Liabilities		
24001 · Federal Taxes (941)	1,707.50	0.00
24002 · Iowa Withholding Tax	494.00	0.00
24003 · Iowa Unemployment Tax	460.38	0.00
Total 24000 · Payroll Liabilities	2,661.88	0.00
25015 · Line of Credit	291,155.55	294,904.55
Total Other Current Liabilities	2,091,935.07	2,203,315.18
Total Current Liabilities	2,091,935.07	2,203,315.18
Total Liabilities	2,091,935.07	2,203,315.18
Equity		
31000 · Net Assets with Donor Restrict.		
31001 · Endow Iowa	55,584.64	52,250.90
31002 · Karras Kaul Sculpture (Ragbrai)	3,853.38	3,853.38
31003 · Park Improvement/Fleur Trail	-2,470,789.99	-2,470,789.99
Total 31000 · Net Assets with Donor Restrict.	-2,411,351.97	-2,414,685.71
32000 · Net Assets w/o Donor Restrict.	920,899.67	866,742.33
32001 · Unrestricted Net Assets	-20,027.63	0.00
Net Income	-28,383.43	-47,549.06
Total Equity	-1,538,863.36	-1,595,492.44
TOTAL LIABILITIES & EQUITY	553,071.71	607,822.74

Des Moines Water Works Park Foundation
Statement of Financial Activity by Class
February 2025

	100-Administrative	300-User Committee	400-Development Committee	TOTAL
Ordinary Income/Expense				
Income				
40025 · Gifts - Foundations	0.00	0.00	547.65	547.65
42025 · Fee Income	500.00	0.00	0.00	500.00
42030 · Membership Income	0.00	0.00	300.00	300.00
Total Income	500.00	0.00	847.65	1,347.65
Expense				
60070 · Bank Charges	10.00	0.00	153.08	163.08
60100 · Building Maintenance	16,613.48	0.00	0.00	16,613.48
60120 · Building Repairs	250.00	0.00	0.00	250.00
61390 · Information Technology Services	225.00	0.00	0.00	225.00
61410 · Interest Expense	0.00	-76.40	0.00	-76.40
61740 · Special Event Expense	0.00	-5,093.20	0.00	-5,093.20
61810 · Utilities	51.31	0.00	0.00	51.31
61900 · Wages	7,500.00	0.00	0.00	7,500.00
61910 · Payroll Tax Expense	648.75	0.00	0.00	648.75
Total Expense	25,298.54	-5,169.60	153.08	20,282.02
Net Ordinary Income	-24,798.54	5,169.60	694.57	-18,934.37
Other Income/Expense				
Other Income				
44000 · Interest Income on Investments	0.05	0.00	0.00	0.05
Total Other Income	0.05	0.00	0.00	0.05
Net Other Income	0.05	0.00	0.00	0.05
Net Income	-24,798.49	5,169.60	694.57	-18,934.32

Des Moines Water Works Park Foundation
Statement of Financial Activity by Class
January through February 2025

	100-Administrative	300-User Committee	400-Development Committee	500-Marketing Committee	TOTAL
Ordinary Income/Expense					
Income					
40000 · Gifts	0.00	0.00	1,003.00	0.00	1,003.00
40025 · Gifts - Foundations	0.00	0.00	1,466.05	0.00	1,466.05
42000 · Program Income	0.00	1,500.00	0.00	0.00	1,500.00
42025 · Fee Income	500.00	0.00	0.00	0.00	500.00
42030 · Membership Income	0.00	0.00	300.00	0.00	300.00
Total Income	500.00	1,500.00	2,769.05	0.00	4,769.05
Expense					
60000 · Accounting Services	910.00	0.00	0.00	0.00	910.00
60070 · Bank Charges	20.00	0.00	220.42	0.00	240.42
60100 · Building Maintenance	16,613.48	0.00	0.00	0.00	16,613.48
60120 · Building Repairs	250.00	0.00	0.00	0.00	250.00
61240 · Dues/Memberships	300.00	0.00	0.00	0.00	300.00
61390 · Information Technology Services	225.00	0.00	0.00	0.00	225.00
61410 · Interest Expense	1,927.12	-76.40	0.00	0.00	1,850.72
61470 · Marketing Expense	0.00	0.00	0.00	304.95	304.95
61690 · Rent Expense	260.00	0.00	0.00	0.00	260.00
61730 · Software Expense	0.00	0.00	99.37	0.00	99.37
61740 · Special Event Expense	0.00	-5,093.20	0.00	0.00	-5,093.20
61810 · Utilities	894.34	0.00	0.00	0.00	894.34
61900 · Wages	15,000.00	0.00	0.00	0.00	15,000.00
61910 · Payroll Tax Expense	1,297.50	0.00	0.00	0.00	1,297.50
Total Expense	37,697.44	-5,169.60	319.79	304.95	33,152.58
Net Ordinary Income	-37,197.44	6,669.60	2,449.26	-304.95	-28,383.53
Other Income/Expense					
Other Income					
44000 · Interest Income on Investments	0.10	0.00	0.00	0.00	0.10
Total Other Income	0.10	0.00	0.00	0.00	0.10
Net Other Income	0.10	0.00	0.00	0.00	0.10
Net Income	-37,197.34	6,669.60	2,449.26	-304.95	-28,383.43

Des Moines Water Works Park Foundation
General Ledger
As of February 28, 2025

Type	Date	Num	Adj	Name	Memo	Split	Debit	Credit	Balance
11861 · Checking-DMWWPF Bankers Trust#2									
Check	02/03/2025			IOWA DEPT OF REVENUE		24002 · Iowa Withholding Tax		1,015.44	120,654.76
Check	02/04/2025			SAFESAVE		60070 · Bank Charges		53.71	119,639.32
Check	02/04/2025				SOFTWARE WEBPAYMENT WEB CHRIS...	60070 · Bank Charges		99.37	119,485.61
Liability Check	02/13/2025			QuickBooks Payroll Service	Created by Payroll Service on 02/11/2025	-SPLIT-		3,064.62	116,421.62
Paycheck	02/14/2025	DD1011		Christopher A Burch	Direct Deposit	-SPLIT-	0.00		116,421.62
Liability Check	02/18/2025	E-pay		IRS	46-4894890 QB Tracking # -2092236878	-SPLIT-		1,707.50	114,714.12
Check	02/20/2025	3696		Des Moines Water Works	Account No. 0025814-000562	60100 · Building Maintenance		16,613.48	98,100.64
Check	02/20/2025	3697		JOSH WEST CONSULTING GRO...	Invoice: 10365	61390 · Information Technology Se...		225.00	97,875.64
Check	02/24/2025			Des Moines Water Works		61810 · Utilities		51.31	97,824.33
Liability Check	02/27/2025			QuickBooks Payroll Service	Created by Payroll Service on 02/26/2025	-SPLIT-		3,064.63	94,759.70
Check	02/27/2025	3698		BAKER ELECTRIC, INC	VOID: Invoice 22983-01 GJE, RGJE created o...	60120 · Building Repairs	0.00		94,759.70
Check	02/27/2025	3699		Des Moines Water Works	Baker Electric Invoice: 22983-01 - Reimburse...	60120 · Building Repairs		250.00	94,509.70
General Journal	02/27/2025	19		BAKER ELECTRIC, INC	For CHK 3698 voided on 02/27/2025	60120 · Building Repairs		250.00	94,259.70
General Journal	02/27/2025	19R		BAKER ELECTRIC, INC	Reverse of GJE 19 -- For CHK 3698 voided on...	60120 · Building Repairs	250.00		94,509.70
Paycheck	02/28/2025	DD1012		Christopher A Burch	Direct Deposit	-SPLIT-	0.00		94,509.70
General Journal	02/28/2025	20R		Ziegler Inc.	Reverse of GJE 20 -- For CHK 3670 voided on...	-SPLIT-	5,169.60		99,679.30
Deposit	02/28/2025				Deposit	-SPLIT-	1,347.65		101,026.95
Total 11861 · Checking-DMWWPF Bankers Trust#2							6,767.25	26,395.06	101,026.95
12055 · Savings-DMWWPF Bankers Trust									
Deposit	02/28/2025				Interest	44000 · Interest Income on Invest...	0.05		1,253.00
Total 12055 · Savings-DMWWPF Bankers Trust							0.05	0.00	1,253.05
16020 · Pledges Receivable									
Total 16020 · Pledges Receivable									395,207.07
13001 · Investments - Endow Iowa									
Total 13001 · Investments - Endow Iowa									55,584.64
21000 · Accrued Expenses									
Total 21000 · Accrued Expenses									-1,798,117.64
2110 · Direct Deposit Liabilities									
Liability Check	02/13/2025			QuickBooks Payroll Service	Created by Payroll Service on 02/11/2025	11861 · Checking-DMWWPF Bank...	3,059.62		0.00
Paycheck	02/14/2025	DD1011		Christopher A Burch	Direct Deposit	11861 · Checking-DMWWPF Bank...		3,059.62	3,059.62
Liability Check	02/27/2025			QuickBooks Payroll Service	Created by Payroll Service on 02/26/2025	11861 · Checking-DMWWPF Bank...	3,059.63		0.00
Paycheck	02/28/2025	DD1012		Christopher A Burch	Direct Deposit	11861 · Checking-DMWWPF Bank...		3,059.63	3,059.63
Total 2110 · Direct Deposit Liabilities							6,119.25	6,119.25	0.00
24000 · Payroll Liabilities									
24001 · Federal Taxes (941)									
Paycheck	02/14/2025	DD1011		Christopher A Burch	Direct Deposit	11861 · Checking-DMWWPF Bank...		853.76	-3,355.32
Liability Check	02/18/2025	E-pay		IRS	46-4894890 QB Tracking # -2092236878	11861 · Checking-DMWWPF Bank...	1,707.50		-1,707.50
Paycheck	02/28/2025	DD1012		Christopher A Burch	Direct Deposit	11861 · Checking-DMWWPF Bank...		853.74	-2,561.26
Total 24001 · Federal Taxes (941)							1,707.50	1,707.50	-853.76
24002 · Iowa Withholding Tax									
Check	02/03/2025			IOWA DEPT OF REVENUE		11861 · Checking-DMWWPF Bank...	1,015.44		-1,262.44
Paycheck	02/14/2025	DD1011		Christopher A Burch	Direct Deposit	11861 · Checking-DMWWPF Bank...		123.50	-247.00
Paycheck	02/28/2025	DD1012		Christopher A Burch	Direct Deposit	11861 · Checking-DMWWPF Bank...		123.50	-370.50
Total 24002 · Iowa Withholding Tax							1,015.44	247.00	-494.00
24003 · Iowa Unemployment Tax									
Paycheck	02/14/2025	DD1011		Christopher A Burch	Direct Deposit	11861 · Checking-DMWWPF Bank...		37.50	-385.38
Paycheck	02/28/2025	DD1012		Christopher A Burch	Direct Deposit	11861 · Checking-DMWWPF Bank...		37.50	-422.88
Total 24003 · Iowa Unemployment Tax							0.00	75.00	-460.38
24000 · Payroll Liabilities - Other									
Paycheck	02/14/2025	DD1011		Christopher A Burch	Direct Deposit	11861 · Checking-DMWWPF Bank...	0.00		0.00
Liability Check	02/18/2025	E-pay		IRS	46-4894890 QB Tracking # -2092236878	11861 · Checking-DMWWPF Bank...	0.00		0.00
Paycheck	02/28/2025	DD1012		Christopher A Burch	Direct Deposit	11861 · Checking-DMWWPF Bank...	0.00		0.00

**Des Moines Water Works Park Foundation
General Ledger
As of February 28, 2025**

Type	Date	Num	Adj	Name	Memo	Split	Debit	Credit	Balance
Total 24000 · Payroll Liabilities - Other							0.00	0.00	0.00
Total 24000 · Payroll Liabilities							2,722.94	2,029.50	-2,661.88
25015 · Line of Credit									-291,155.55
Total 25015 · Line of Credit									-291,155.55
31000 · Net Assets with Donor Restrict.									2,411,351.97
31001 · Endow Iowa									-55,584.64
Total 31001 · Endow Iowa									-55,584.64
31002 · Karras Kaul Sculpture (Ragbrai)									-3,853.38
Total 31002 · Karras Kaul Sculpture (Ragbrai)									-3,853.38
31003 · Park Improvement/Fleur Trail									2,470,789.99
Total 31003 · Park Improvement/Fleur Trail									2,470,789.99
Total 31000 · Net Assets with Donor Restrict.									2,411,351.97
32000 · Net Assets w/o Donor Restrict.									-920,899.67
Total 32000 · Net Assets w/o Donor Restrict.									-920,899.67
32001 · Unrestricted Net Assets									20,027.63
Total 32001 · Unrestricted Net Assets									20,027.63
40000 · Gifts									-1,003.00
Total 40000 · Gifts									-1,003.00
40025 · Gifts - Foundations									-918.40
Deposit	02/28/2025				Deposit	11861 · Checking-DMWWPF Bank...		547.65	-1,466.05
Total 40025 · Gifts - Foundations							0.00	547.65	-1,466.05
42000 · Program Income									-1,500.00
Total 42000 · Program Income									-1,500.00
42025 · Fee Income									0.00
Deposit	02/28/2025				Deposit	11861 · Checking-DMWWPF Bank...		500.00	-500.00
Total 42025 · Fee Income							0.00	500.00	-500.00
42030 · Membership Income									0.00
Deposit	02/28/2025				Deposit	11861 · Checking-DMWWPF Bank...		300.00	-300.00
Total 42030 · Membership Income							0.00	300.00	-300.00
60000 · Accounting Services									910.00
Total 60000 · Accounting Services									910.00
60070 · Bank Charges									77.34
Check	02/04/2025			SAFESAVE		11861 · Checking-DMWWPF Bank...	53.71		131.05
Check	02/04/2025				SOFTWARE WEBPAYMENT WEB CHRIS...	11861 · Checking-DMWWPF Bank...	99.37		230.42
Liability Check	02/13/2025			QuickBooks Payroll Service	Fee for 1 direct deposit(s) at \$5.00 each	11861 · Checking-DMWWPF Bank...	5.00		235.42
Liability Check	02/27/2025			QuickBooks Payroll Service	Fee for 1 direct deposit(s) at \$5.00 each	11861 · Checking-DMWWPF Bank...	5.00		240.42
Total 60070 · Bank Charges							163.08	0.00	240.42
60100 · Building Maintenance									0.00
Check	02/20/2025	3696		Des Moines Water Works	Account No. 0025814-000562	11861 · Checking-DMWWPF Bank...	16,613.48		16,613.48
Total 60100 · Building Maintenance							16,613.48	0.00	16,613.48
60120 · Building Repairs									0.00
Check	02/27/2025	3698		BAKER ELECTRIC, INC	Invoice 22983-01	11861 · Checking-DMWWPF Bank...	0.00		0.00
Check	02/27/2025	3699		Des Moines Water Works	Baker Electric Invoice: 22983-01 - Reimburse...	11861 · Checking-DMWWPF Bank...	250.00		250.00
General Journal	02/27/2025	19		BAKER ELECTRIC, INC	For CHK 3698 voided on 02/27/2025	11861 · Checking-DMWWPF Bank...	250.00		500.00
General Journal	02/27/2025	19R		BAKER ELECTRIC, INC	Reverse of GJE 19 -- For CHK 3698 voided on...	11861 · Checking-DMWWPF Bank...		250.00	250.00
Total 60120 · Building Repairs							500.00	250.00	250.00
61240 · Dues/Memberships									300.00

Des Moines Water Works Park Foundation
General Ledger
As of February 28, 2025

Type	Date	Num	Adj	Name	Memo	Split	Debit	Credit	Balance
Total 61240 · Dues/Memberships									300.00
61390 · Information Technology Services									0.00
Check	02/20/2025	3697		JOSH WEST CONSULTING GRO...	Invoice: 10365	11861 · Checking-DMWWPF Bank...	225.00		225.00
Total 61390 · Information Technology Services									225.00
61410 · Interest Expense									1,927.12
General Journal	02/28/2025	20R		Ziegler Inc.	Reverse of GJE 20 -- For CHK 3670 voided on...	11861 · Checking-DMWWPF Bank...		76.40	1,850.72
Total 61410 · Interest Expense									0.00
61470 · Marketing Expense									304.95
Total 61470 · Marketing Expense									304.95
61690 · Rent Expense									260.00
Total 61690 · Rent Expense									260.00
61730 · Software Expense									99.37
Total 61730 · Software Expense									99.37
61740 · Special Event Expense									0.00
General Journal	02/28/2025	20R		Ziegler Inc.	Reverse of GJE 20 -- For CHK 3670 voided on...	11861 · Checking-DMWWPF Bank...		5,093.20	-5,093.20
Total 61740 · Special Event Expense									0.00
61810 · Utilities									843.03
Check	02/24/2025			Des Moines Water Works		11861 · Checking-DMWWPF Bank...	51.31		894.34
Total 61810 · Utilities									51.31
61900 · Wages									7,500.00
Paycheck	02/14/2025	DD1011		Christopher A Burch	Direct Deposit	11861 · Checking-DMWWPF Bank...	3,750.00		11,250.00
Paycheck	02/28/2025	DD1012		Christopher A Burch	Direct Deposit	11861 · Checking-DMWWPF Bank...	3,750.00		15,000.00
Total 61900 · Wages									7,500.00
61910 · Payroll Tax Expense									648.75
Paycheck	02/14/2025	DD1011		Christopher A Burch	Direct Deposit	11861 · Checking-DMWWPF Bank...	324.38		973.13
Paycheck	02/28/2025	DD1012		Christopher A Burch	Direct Deposit	11861 · Checking-DMWWPF Bank...	324.37		1,297.50
Total 61910 · Payroll Tax Expense									648.75
44000 · Interest Income on Investments									-0.05
Deposit	02/28/2025				Interest	12055 · Savings-DMWWPF Banke...		0.05	-0.10
Total 44000 · Interest Income on Investments									0.00
TOTAL							41,311.11	41,311.11	0.00

Des Moines Water Works Park Foundation
Check Detail
February 2025

Type	Num	Date	Name	Account	Class	Paid Amount	Original Amount
Check		02/03/2025	IOWA DEPT OF REVENUE	11861 · Checking-DMWWPF Bankers Trust#2			-1,015.44
				24002 · Iowa Withholding Tax	100-Administrative	-1,015.44	1,015.44
TOTAL						-1,015.44	1,015.44
Check		02/04/2025	SAFESAVE	11861 · Checking-DMWWPF Bankers Trust#2			-53.71
				60070 · Bank Charges	400-Development Committee	-53.71	53.71
TOTAL						-53.71	53.71
Check		02/04/2025		11861 · Checking-DMWWPF Bankers Trust#2			-99.37
				60070 · Bank Charges	400-Development Committee	-99.37	99.37
TOTAL						-99.37	99.37
Liability Check		02/13/2025	QuickBooks Payroll Service	11861 · Checking-DMWWPF Bankers Trust#2			-3,064.62
			QuickBooks Payroll Service	60070 · Bank Charges	100-Administrative	-5.00	5.00
				2110 · Direct Deposit Liabilities		-3,059.62	3,059.62
TOTAL						-3,064.62	3,064.62
Check		02/24/2025	Des Moines Water Works	11861 · Checking-DMWWPF Bankers Trust#2			-51.31
				61810 · Utilities	100-Administrative	-51.31	51.31
TOTAL						-51.31	51.31
Liability Check		02/27/2025	QuickBooks Payroll Service	11861 · Checking-DMWWPF Bankers Trust#2			-3,064.63
			QuickBooks Payroll Service	60070 · Bank Charges	100-Administrative	-5.00	5.00
				2110 · Direct Deposit Liabilities		-3,059.63	3,059.63
TOTAL						-3,064.63	3,064.63
Liability Check	E-pay	02/18/2025	IRS	11861 · Checking-DMWWPF Bankers Trust#2			-1,707.50
				24001 · Federal Taxes (941)		-560.00	560.00
				24001 · Federal Taxes (941)		-465.00	465.00
				24001 · Federal Taxes (941)		-465.00	465.00
				24001 · Federal Taxes (941)		-108.75	108.75
				24001 · Federal Taxes (941)		-108.75	108.75
TOTAL						-1,707.50	1,707.50
Paycheck	DD1011	02/14/2025	Christopher A Burch	11861 · Checking-DMWWPF Bankers Trust#2	100-Administrative		0.00
				61900 · Wages	100-Administrative	-3,750.00	3,750.00

Financial statements prepared by Tarbell & Co., P.L.C.

These financial statements aren't subjected to compilation, review, or audit and no assurance is provided.

Substantially all disclosures ordinarily included in financial statements prepared in accordance with generally accepted accounting principles are not included.

Des Moines Water Works Park Foundation
Check Detail
February 2025

Type	Num	Date	Name	Account	Class	Paid Amount	Original Amount
				24001 · Federal Taxes (941)	100-Administrative	280.00	-280.00
				61910 · Payroll Tax Expense	100-Administrative	-232.50	232.50
				24001 · Federal Taxes (941)	100-Administrative	232.50	-232.50
				24001 · Federal Taxes (941)	100-Administrative	232.50	-232.50
				61910 · Payroll Tax Expense	100-Administrative	-54.38	54.38
				24001 · Federal Taxes (941)	100-Administrative	54.38	-54.38
				24001 · Federal Taxes (941)	100-Administrative	54.38	-54.38
				24002 · Iowa Withholding Tax	100-Administrative	123.50	-123.50
				61910 · Payroll Tax Expense	100-Administrative	-37.50	37.50
				24003 · Iowa Unemployment Tax	100-Administrative	37.50	-37.50
				2110 · Direct Deposit Liabilities	100-Administrative	3,059.62	-3,059.62
TOTAL						0.00	0.00
Paycheck	DD1012	02/28/2025	Christopher A Burch	11861 · Checking-DMWWPF Bankers Trust#2	100-Administrative		0.00
				61900 · Wages	100-Administrative	-3,750.00	3,750.00
				24001 · Federal Taxes (941)	100-Administrative	280.00	-280.00
				61910 · Payroll Tax Expense	100-Administrative	-232.50	232.50
				24001 · Federal Taxes (941)	100-Administrative	232.50	-232.50
				24001 · Federal Taxes (941)	100-Administrative	232.50	-232.50
				61910 · Payroll Tax Expense	100-Administrative	-54.37	54.37
				24001 · Federal Taxes (941)	100-Administrative	54.37	-54.37
				24001 · Federal Taxes (941)	100-Administrative	54.37	-54.37
				24002 · Iowa Withholding Tax	100-Administrative	123.50	-123.50
				61910 · Payroll Tax Expense	100-Administrative	-37.50	37.50
				24003 · Iowa Unemployment Tax	100-Administrative	37.50	-37.50
				2110 · Direct Deposit Liabilities	100-Administrative	3,059.63	-3,059.63
TOTAL						0.00	0.00
Check	3696	02/20/2025	Des Moines Water Works	11861 · Checking-DMWWPF Bankers Trust#2			-16,613.48
				60100 · Building Maintenance	100-Administrative	-16,613.48	16,613.48
TOTAL						-16,613.48	16,613.48
Check	3697	02/20/2025	JOSH WEST CONSULTING GRO...	11861 · Checking-DMWWPF Bankers Trust#2			-225.00
				61390 · Information Technology Services	100-Administrative	-225.00	225.00
TOTAL						-225.00	225.00
Check	3698	02/27/2025	BAKER ELECTRIC, INC	11861 · Checking-DMWWPF Bankers Trust#2			0.00
TOTAL						0.00	0.00
Check	3699	02/27/2025	Des Moines Water Works	11861 · Checking-DMWWPF Bankers Trust#2			-250.00
				60120 · Building Repairs	100-Administrative	-250.00	250.00
TOTAL						-250.00	250.00

Des Moines Water Works Park Foundation
Deposit Detail
February 2025

Type	Num	Date	Name	Account	Class	Amount
Paycheck	DD1011	02/14/2025	Christopher A Burch	11861 · Checking-DMWWPF Bankers Trust#2	100-Administrative	0.00
				61900 · Wages	100-Administrative	3,750.00
				24001 · Federal Taxes (941)	100-Administrative	-280.00
				61910 · Payroll Tax Expense	100-Administrative	232.50
				24001 · Federal Taxes (941)	100-Administrative	-232.50
				24001 · Federal Taxes (941)	100-Administrative	-232.50
				61910 · Payroll Tax Expense	100-Administrative	54.38
				24001 · Federal Taxes (941)	100-Administrative	-54.38
				24001 · Federal Taxes (941)	100-Administrative	-54.38
				24002 · Iowa Withholding Tax	100-Administrative	-123.50
				61910 · Payroll Tax Expense	100-Administrative	37.50
				24003 · Iowa Unemployment Tax	100-Administrative	-37.50
				2110 · Direct Deposit Liabilities	100-Administrative	-3,059.62
TOTAL						0.00
General Journal	19R	02/27/2025	BAKER ELECTRIC,...	11861 · Checking-DMWWPF Bankers Trust#2		250.00
				60120 · Building Repairs		-250.00
TOTAL						-250.00
Check	3698	02/27/2025	BAKER ELECTRIC,...	11861 · Checking-DMWWPF Bankers Trust#2		0.00
TOTAL						0.00
Deposit		02/28/2025		11861 · Checking-DMWWPF Bankers Trust#2		1,347.65
				42025 · Fee Income	100-Administrative	-500.00
				42030 · Membership Income	400-Development Committee	-300.00
				40025 · Gifts - Foundations	400-Development Committee	-547.65
TOTAL						-1,347.65
Deposit		02/28/2025		12055 · Savings-DMWWPF Bankers Trust	100-Administrative	0.05
				44000 · Interest Income on Investments	100-Administrative	-0.05
TOTAL						-0.05
General Journal	20R	02/28/2025	Ziegler Inc.	11861 · Checking-DMWWPF Bankers Trust#2	300-User Committee	5,169.60
				61740 · Special Event Expense	300-User Committee	-5,093.20

Des Moines Water Works Park Foundation
Deposit Detail
February 2025

Type	Num	Date	Name	Account	Class	Amount
				61410 · Interest Expense	300-User Committee	-76.40
TOTAL						-5,169.60
Paycheck	DD1012	02/28/2025	Christopher A Burch	11861 · Checking-DMWWPF Bankers Trust#2	100-Administrative	0.00
				61900 · Wages	100-Administrative	3,750.00
				24001 · Federal Taxes (941)	100-Administrative	-280.00
				61910 · Payroll Tax Expense	100-Administrative	232.50
				24001 · Federal Taxes (941)	100-Administrative	-232.50
				24001 · Federal Taxes (941)	100-Administrative	-232.50
				61910 · Payroll Tax Expense	100-Administrative	54.37
				24001 · Federal Taxes (941)	100-Administrative	-54.37
				24001 · Federal Taxes (941)	100-Administrative	-54.37
				24002 · Iowa Withholding Tax	100-Administrative	-123.50
				61910 · Payroll Tax Expense	100-Administrative	37.50
				24003 · Iowa Unemployment Tax	100-Administrative	-37.50
				2110 · Direct Deposit Liabilities	100-Administrative	-3,059.63
TOTAL						0.00

Lauridsen Amphitheater Events	Performance/ProgramDate
First Fleet Field Daze Music Series	
Whiskey Meyers	Friday, June 6, 2025
Russell Dickerson	Thursday, June 26, 2025
Beck	Thursday, July 24, 2025
Lake Street Dive w/ Lawrence	Wednesday, September 10, 2025
Cody Jinks	Thursday, September 18, 2025
Turnstile	Sunday, September 28, 2025
Mammoth	
Treaty Oak Revival	Friday, June 27, 2025
Community Events or Rentals	
Behavioral Health Group 5K	Saturday, April 5, 2025
Heartland Spectrum Music Festival	Saturday, April 26, 2025
Cares Foundation CAH Awareness Walk	Saturday, May 3, 2025
Truckin' Food Truck Festival	Friday, May 23 & Saturday, May 24, 2025
IA Craft Beer Festival	Saturday, June 7, 2025
Above + Beyond Cancer	Saturday, June 21, 2025
Vintage in the Valley	Sunday, June 22, 2025
National Senior Games	Monday, July 28, 2025
Waldinger Corporation Employee Outing	Saturday, September 6, 2025
Democrat Steak Fry	Saturday, September 13, 2025
Behavioral Health Group	Saturday, September 20, 2025
Oktoberfest	Friday, September 26 & Saturday, September 27
Rasmussen Group Employee Outing	Sunday, September 28, 2025
Italian Heritage Festival	Saturday, October 11, 2025
DMPS OneRun	Saturday, October 18, 2025
Endurance Sports Marketingg	Sunday, November 16, 2025
Northern Holiday, LLC	November 22 to December 22, 2025
Culture Series	
Ballet DSM	Thursday, June 12, 2025
People's Pride	Saturday, June 14, 2025
Music Under the Stars	Friday, July 4, 2025
Des Moines Performing Arts	Tuesday, July 22, 2025
Iowa Choreography Festival	Saturday, August 9, 2025
Des Moines Metro Opera	8/23 or 10/11
DSM Symphony	Saturday, August 30 & Sunday, August 31, 2025
Foundation Events	2025 Date
Rain Barrell Workshops	Thursday, April 17 & Thursday, April 24, 2025
Earth Day Adventure In The Park	Sunday, April 27, 2025
Harvest & Handmade Fair	Saturday, October 4, 2025
Tinseltown at Water Works Park	Novemer 22 to December 18, 2025

MEMORANDUM

DATE: March 19, 2025
TO: Ted Corrigan, CEO and General Manager
Kyle Danley, COO
FROM: Dylan White, Field Safety Specialist
SUBJECT: Safety Memo

Injuries

2 (3/14/2025)

Accidents

7 (5 preventable)

Incidents

5 (3 buried utility damage)

Leading Indicators

9 Near-Misses

10 Static Inspections

1 Jobsite Observations

- We are introducing new Safety Management Software, which will enhance collaboration and tracking of safety improvements across the Utility. This tool advances existing processes such as incident management and issue follow-up.
- Although the Des Moines Water Works’ leading indicator list and definitions will change slightly, the same premise remains: report, track, follow up, and resolve safety issues.



Des Moines Water Works Community Outreach Update March 2025

Recent Outreach Events:

1. **March 5:** CEO Ted Corrigan gave comments before the House State Government subcommittee in favor of lead service line disclosure legislation. The legislation passed the subcommittee and full committee later that day.

Upcoming Outreach Events:

1. **March 31:** DMWW to present information about lead service lines to Legacy Realty of Iowa.
2. **April 19:** DMWW will have an outreach booth at the Botanical Garden's annual Earth Day event.



Notice to Proceed	Project Title	Consultant	DMWW Contact	Original Agreement	Revised Contract Sum	Completed to Date	Percent Completed
12/29/2022	CADD	Kirkham Michael	Mouw	20,000.00	40,000.00	21,725.00	54.31%
6/17/2022	3020 - East Court	Shive Hattery	Mouw	90,500.00	112,500.00	92,224.50	81.98%
4/28/2022	3027 - WH 73rd St	Bolton and Menk	Schumacher	30,000.00	30,000.00	29,873.50	99.58%
1/29/2024	3034 - FWTP Levee Study	Barr Engineering	Danley	85,000.00	85,000.00	74,156.15	87.24%
11/26/2024	3034-Barr-FWTP Levee Design	Barr Engineering	Danley/Wanderscheid	315,200.00	315,200.00	64,385.69	20.43%
3/1/2023	3035 - Closed Loop Cooling Design	IMEG	Wanderscheid	47,300.00	73,700.00	73,700.00	100.00%
8/9/2024	3036 - Invision Elevator	Invision	Staley	6,000.00	6,000.00	4,800.00	80.00%
6/30/2022	3037 - Bishop ENG Grounds Shop	Bishop	Staley	7,000.00	7,000.00	8,000.00	114.29%
6/30/2022	3037 - Grounds Shop - SVPA	SVPA	Staley	118,280.00	135,986.24	135,959.24	99.98%
11/9/2023	3037 - Grounds Shop - Construct Testing	Allender Butzke	Staley	14,000.00	14,000.00	27,508.38	196.49%
11/9/2023	3037 - Grounds Shop - Construction	Snyder & Associates	Staley	111,322.00	111,322.00	87,659.88	78.74%
3/14/2023	3038-ASR Well-Design	Fox Strand	Ayres	909,400.00	909,400.00	757,504.34	83.30%
11/22/2022	3040 - SWTP Transmission Improvements	Snyder & Associates	Mouw	1,078,400.00	1,335,371.70	1,142,856.17	85.58%
6/6/2023	3041 - Maffitt East Feed Control Valve	Allender Butzke	Ayres	16,231.14	16,231.14	6,611.92	40.74%
6/7/2023	3041 - Maffitt East Feed Control Valve	Stanley	Ayres	40,000.00	40,000.00	16,423.39	41.06%
1/24/2024	3048 - SCADA Master Plan	HDR Engineering	Wanderscheid	416,911.00	416,911.00	206,174.64	49.45%
6/28/2023	3050 - 5 KV - Design	KFI	Wanderscheid	119,000.00	212,000.00	92,330.32	43.55%
2/22/2024	3055 - Control Room Remodel	SEH	Wanderscheid	10,600.00	43,920.00	11,595.99	26.40%
2/8/2023	3057 - MWTP Chem Feed Improvements	McClure	Wanderscheid	106,670.00	109,470.00	108,454.33	99.07%
10/12/2023	3057 - MWTP Chem Feed Improvements	Allender Butzke	Wanderscheid	10,870.00	10,870.00	1,740.70	16.01%
1/6/2023	3060 - SWTP Capacity Expansion	HDR Engineering	Wanderscheid	12,999,057.00	13,935,608.00	2,152,743.16	15.45%
2/25/2021	3080 - Hamilton Drain	Kirkham Michael	Mouw	20,000.00	20,000.00	14,927.50	74.64%
1/24/2023	3131 - Hickman Feeder Main	Snyder & Associates	Schumacher	82,700.00	82,700.00	68,110.43	82.36%
6/29/2023	3157-FDWTP Pilot Study	CDM	Ayres	333,900.00	333,900.00	230,317.22	68.98%
7/14/2023	3157-FDWTP Filter Media Replacement	CDM	Ayres	90,600.00	90,600.00	55,764.47	61.55%
11/4/2022	3166 - Market Street (Vine St)	ISG	Mouw	21,600.00	21,600.00	21,053.75	97.47%
11/24/2021	3170 - 2nd Avenue Improvement	Bolton and Menk	Zach	39,510.00	46,010.00	45,676.50	99.28%
3/1/2023	3178 - City of DSM - McKinley	HR Green	Zach	70,500.00	70,500.00	64,799.00	91.91%
12/29/2022	3186 - PS HVAC	IMEG	Wanderscheid	31,700.00	84,700.00	83,590.00	98.69%
11/14/2023	3186-PS HVAC Testing	Team Services	Wanderscheid	720.00	720.00	214.10	29.74%
5/1/2023	3218 - 2023 WMR Contract 2 - Design	HNTB	Zach	203,270.00	219,730.00	217,305.47	98.90%
6/13/2023	3220 - 2023 WMR Contract 4 - Survey	Snyder & Associates	Haidsiak	26,623.50	26,623.50	22,056.24	82.85%
6/29/2023	3220 - 2023 WMR Contract 4 - Design	Snyder & Associates	Haidsiak	125,800.00	125,800.00	116,172.22	92.35%
11/30/2023	3221 - 2023 WMR Contract 5 - Design	Snyder & Associates	Schumacher	98,300.00	139,950.00	135,132.37	96.56%
11/30/2023	3221 - 2023 WMR Contract 5 Survey	Snyder & Associates	Schumacher	33,497.00	33,497.00	26,891.20	80.28%
5/31/2023	3230 - Distribution Bldg - Assessment	WJE	Staley	47,000.00	78,000.00	76,192.50	97.68%
5/29/2024	3230 - Distribution Bldg - Remodel	Allender Butzke	Staley	4,600.00	4,600.00	0.00	0.00%
2/1/2024	3230 - Distribution Bldg - Remodel	SVPA	Staley	189,560.00	259,617.00	203,888.89	78.53%
1/24/2024	3300 - 2024 Northeast Booster Station	V&K	Wanderscheid	248,700.00	248,700.00	248,700.00	100.00%
1/24/2024	Wilchinski Stanpipe Surveying Services	Snyder & Associates	Ayres	3,000.00	3,000.00	712.25	23.74%
1/31/2024	3053 Fluoride Room Improvements	AECOM	Staley	10,900.00	10,900.00	7,577.50	69.52%
3/29/2024	3219 - Terracon - VOC Monitoring	Terracon	Zach	23,750.00	23,750.00	22,473.75	94.63%
6/7/2024	3359 - Tenny Standpipe Driveway	McClure	Wanderscheid/Danley	11,400.00	11,400.00	10,870.00	95.35%
6/21/2024	3362 - CDM - LSLR PER	CDM Smith	Zach	96,900.00	96,900.00	92,765.00	95.73%
7/23/2024	Wilchinski Ladder Mods	McClure	Staley	4,850.00	4,850.00	0.00	0.00%
8/20/2024	3378 - Snyder - NE Loop Survey	Snyder & Associates	Zach	23,075.00	23,075.00	4,621.65	20.03%
8/28/2024	3403 - UF Membrane Replacement	Veolia	Wanderscheid	694,580.00	694,580.00	208,375.00	30.00%
9/10/2024	3056 -FDTP - Lab Roof & HVAC Replacement	IMEG	Wanderscheid	79,000.00	79,000.00	58,500.00	74.05%
9/19/2024	3366-WindsorHeights - 68th Street	Bolton and Menk	Schumacher	64,958.00	64,958.00	64,499.50	99.29%
9/26/2024	3395 - Hyd Model Update	HDR Engineering	Wanderscheid	119,665.00	119,665.00	24,166.17	20.19%
9/26/2024	3394-Windsor Heights 74th Street Improvements	Bolton and Menk	Schumacher	64,958.00	64,958.00	45.50	0.07%
11/13/2024	3310 - 2024 PC WMR - Contract 1	Snyder & Associates	Schumacher	35,620.00	35,620.00	23,080.55	64.80%
11/13/2024	3157 FWTP Filter Rehab	CDM Smith	Ayres	298,900.00	298,900.00	290,278.17	97.12%
11/6/2024	3060-HDR - SWTP Land	HDR Engineering	Wanderscheid	93,243.00	93,243.00	87,288.92	93.61%
12/6/2024	3340-LSD Filter Press Repairs	CDM Smith	Ayres	110,800.00	110,800.00	0.00	0.00%
1/27/2025	3230 - Team - Dist Bldg Phase 1	Team Services	Staley	12,804.20	12,804.20	0.00	0.00%
2/6/2025	3048-SCADA Backbone Improvements	HDR Engineering	Wanderscheid	373,961.00	373,961.00	0.00	0.00%

2/6/2025	3038-Team-ASR BP1 and BP2	Team Services	Ayres	6,152.80	6,152.80	0.00	0.00%
2/6/2025	3421-2025 DM Contract 2 - Survey	McClure	Carroll	19,000.00	19,000.00	0.00	0.00%
2/28/2025	3420-2025 DM Contract 1 - Survey	McClure	Haidisiak	72,925.00	72,925.00	0.00	0.00%
2/28/2025	3411 - FWTP Center Court Parking	McClure	Carroll	29,600.00	29,600.00	0.00	0.00%
3/6/2025	3377 - Water Works Park Road	Team Services	Carroll	2,955.60	2,955.60	0.00	0.00%
3/4/2005	3056-Lab HVAC and Roof Upgrades	Team Services	Wanderscheid	736.00	736.00	0.00	0.00%

Project Title	Contractor	Original Agreement	Revised Contract Sum	Completed to Date	Percent Completed	Notice to Proceed
3035 -FDTP Closed Loop Cooling	Waldinger	1,458,216.00	1,547,782.00	1,446,705.38	93.47%	10/30/2023
3037 - Grounds Maintenance Facility	Henkel	3,780,900.00	4,059,873.04	3,738,456.58	92.08%	10/2/2023
3057 - 2023 MWTP Chemical Feed Imp	WRH Inc.	1,225,000.00	1,323,727.17	1,140,810.98	86.18%	12/27/2023
3186 - FWTP Pump Station HVAC	Corn States	1,047,000.00	1,106,988.60	1,009,171.51	91.16%	1/15/2024
3157 - Filter Media Replacement	Hydro-Klean	990,595.00	1,040,595.00	812,600.56	78.09%	1/19/2024
3220 - 2023 DM WMR - Contract 4	Rognes Corp.	1,844,549.00	1,884,600.00	1,698,561.21	90.13%	1/24/2024
3219 - 2023 DM WMR - Contract 3	J&K Contracting	2,440,000.00	2,562,990.16	2,434,840.65	95.00%	3/8/2024
3040 - SWTP West Feeder Main - P3	SJ Louis	11,106,561.50	11,318,647.11	6,670,663.31	58.94%	3/11/2024
3218 - 2023 DM WMR - Contract 2	On Track	3,469,719.00	3,532,551.73	3,100,507.19	87.77%	3/21/2024
3050 - 5 kV Relays	Qualus	132,450.00	147,530.55	140,154.02	95.00%	3/27/2024
3267 - 2023 DM WMR - Contract 6	MPS Engineers	749,239.00	749,239.00	26,109.80	3.48%	6/26/2024
3038 - ASR BP1	Layne Christensen	5,092,345.00	5,092,345.00	659,891.42	12.96%	7/2/2024
3050 - 5 kV Controls	Rovisys	403,548.00	403,548.00	20,177.40	5.00%	7/15/2024
3284 - 2024 DM WMR - Contract 3 - Indy	J&K Contracting	359,275.00	371,281.50	342,683.05	92.30%	8/9/2024
3016- 2024 SEC PH Meter Pit	On Track	130,500.00	136,019.25	126,795.79	93.22%	10/2/2024
3221 -2023 DM WMR Contract 5	On Track	2,425,522.00	2,480,283.11	233,422.20	9.41%	10/8/2024
3348 - 2024 Polk County Contract 2	On Track	244,470.00	262,451.50	176,614.41	67.29%	10/8/2024
3303 - 2024 - Mult Struct - Roof Rp	Academy Roofing	136,985.00	143,485.00	136,310.75	95.00%	10/22/2024
3339 - Basin Rechaining	Woodruff	691,300.00	682,570.00	13,343.70	1.95%	1/3/2025
3038 - ASR - BP2	Henkel	5,216,000.00	5,216,000.00	0.00	0.00%	1/3/2025
3408 - FWTP VFD Install	Waldinger	997,570.00	999,346.00	71,894.23	7.19%	1/10/2025
3338 - Rehab Wells	Layne Christensen	1,648,208.00	1,648,208.00	0.00	0.00%	1/15/2025