

February 20, 2024

SENT VIA EMAIL

City Commission
City of Dade City
c/o Peter Altman, Finance Director
P.O. Box 1355
Dade City, FL 33526

**RE: CITY OF DADE CITY POLICE OFFICERS' PENSION FUND -
ANNUAL REPORT OF INVESTMENT ACTIVITY**

Dear City Commission:

In accordance with Section 112.661(15), Florida Statutes, please find enclosed the annual report of investment activity of the City of Dade City Police Officers' Pension Fund. This report includes investments in the portfolio as of September 30, 2023, listed by class or type, book value, income earned and market value as of the stated date. This report must also be made available to the public.

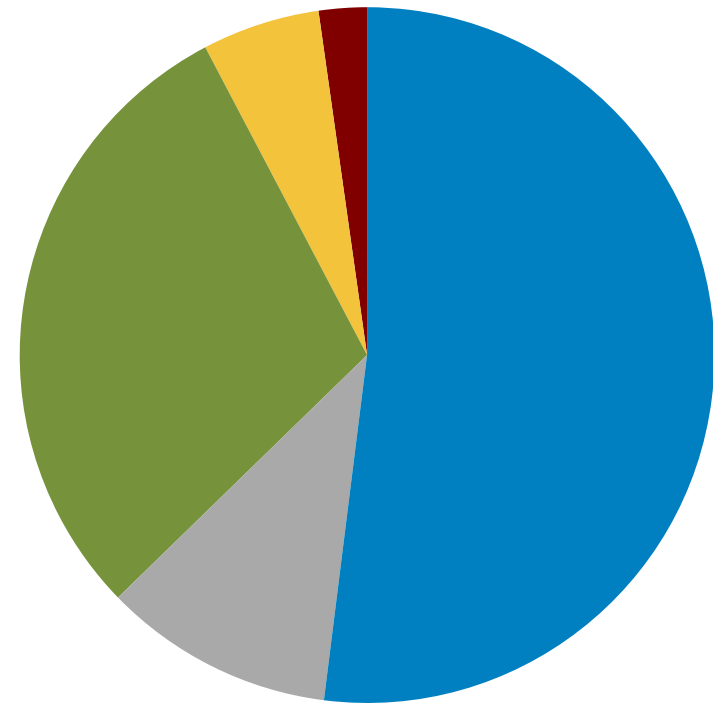
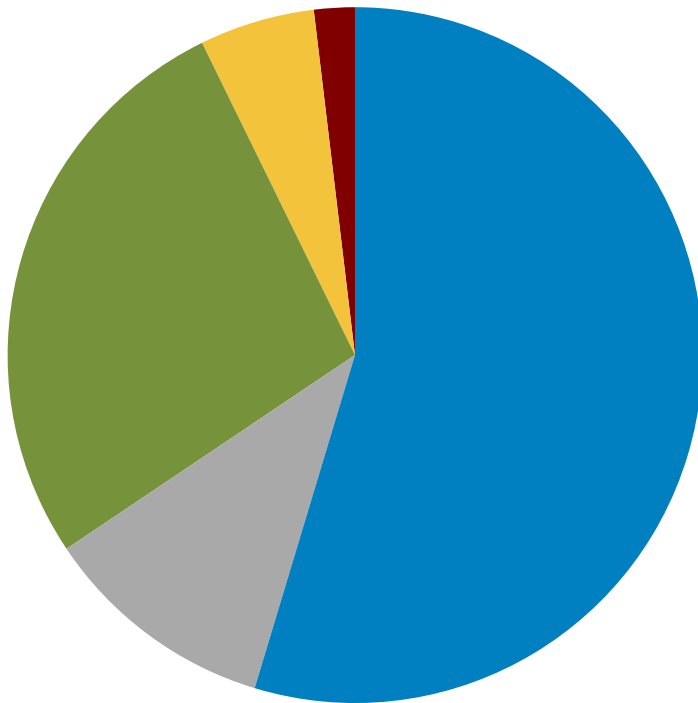
Thank you,



Ferrell B. Jenne
Plan Administrator

Jun-2023 : \$12,281,097.4

Sep-2023 : \$11,961,868.2



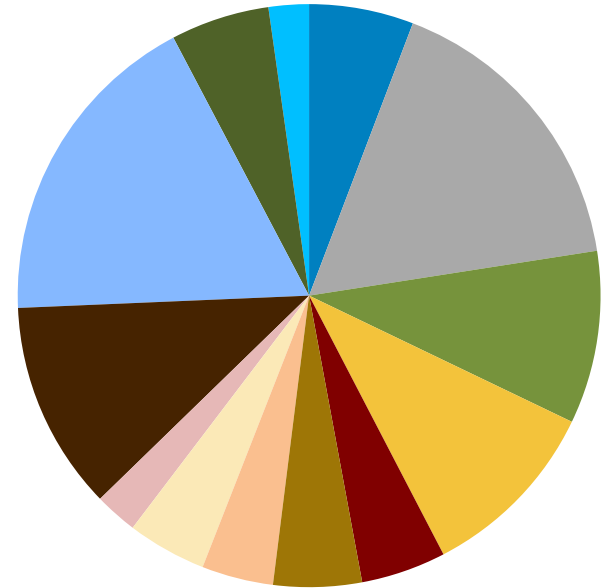
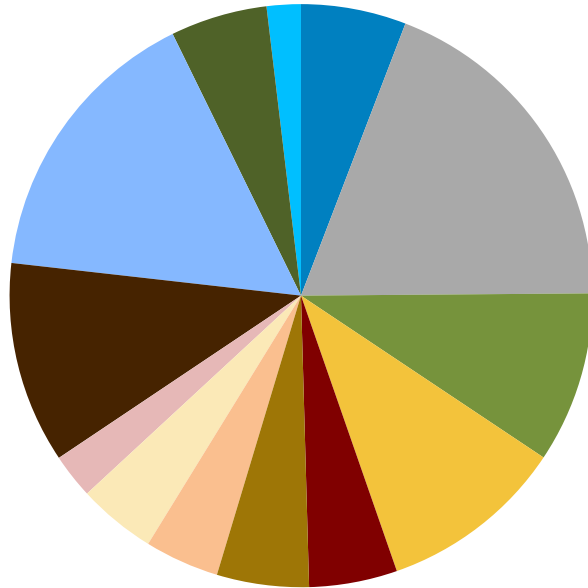
Allocation			Allocation		
	Market Value	Allocation		Market Value	Allocation
■ US Equity	6,713,451	54.7	■ US Equity	6,218,334	52.0
■ International Equity	1,343,203	10.9	■ International Equity	1,285,112	10.7
■ US Fixed Income	3,332,630	27.1	■ US Fixed Income	3,535,767	29.6
■ International Fixed Income	658,683	5.4	■ International Fixed Income	655,094	5.5
■ Cash	233,130	1.9	■ Cash	267,560	2.2



Asset Allocation by Asset Class
Total Fund Composite
As of September 30, 2023

Jun-2023 : \$12,281,097.4

Sep-2023 : \$11,961,868.2



Allocation			Allocation		
	Market Value	Allocation		Market Value	Allocation
■ iShares Core S&P 500 (IVV)	716,256	5.8	■ iShares Core S&P 500 (IVV)	693,287	5.8
■ Vanguard Growth Index (VIGAX)	2,338,669	19.0	■ Vanguard Growth Index (VIGAX)	2,002,231	16.7
■ Legg Mason BW Dynamic Large Cap Value (DVAL)	1,165,011	9.5	■ Legg Mason BW Dynamic Large Cap Value (DVAL)	1,146,944	9.6
■ JPMorgan Equity Income (OIEJX)	1,266,221	10.3	■ JPMorgan Equity Income (OIEJX)	1,226,434	10.3
■ Champlain Mid Cap (CIPIX)	600,719	4.9	■ Champlain Mid Cap (CIPIX)	563,190	4.7
■ Delaware Small Cap Core Fund (DCZRX)	626,574	5.1	■ Delaware Small Cap Core Fund (DCZRX)	586,247	4.9
■ American Funds Europacific Growth (RERGX)	506,604	4.1	■ American Funds Europacific Growth (RERGX)	474,543	4.0
■ Dodge & Cox International Stock Fund (DODFX)	533,099	4.3	■ Dodge & Cox International Stock Fund (DODFX)	526,062	4.4
■ Invesco Developing Markets (ODVYX)	303,500	2.5	■ Invesco Developing Markets (ODVYX)	284,507	2.4
■ Vanguard Total Bond Index (VBTLX)	726	0.0	■ Vanguard Total Bond Index (VBTLX)	704	0.0
■ Lord Abbett Short Duration Income (LDLVX)	1,373,408	11.2	■ Lord Abbett Short Duration Income (LDLVX)	1,386,732	11.6
■ Baird Aggregate Bond (BAGIX)	1,958,496	15.9	■ Baird Aggregate Bond (BAGIX)	2,148,332	18.0
■ PIMCO Income Fund (PIMIX)	658,683	5.4	■ PIMCO Income Fund (PIMIX)	655,094	5.5
■ R&D (Cash)	233,130	1.9	■ R&D (Cash)	267,560	2.2



Financial Reconciliation
Total Fund Composite

October 1, 2022 To September 30, 2023

Financial Reconciliation									
	Market Value 10/01/2022	Net Transfers	Contributions	Distributions	Management Fees	Other Expenses	Income	Apprec./ Deprec.	Market Value 09/30/2023
Total Fund Composite	10,535,493	-	443,035	-313,353	-	-51,312	278,920	1,069,085	11,961,868
Total Equity Composite	6,690,960	-406,125	-	-	-	-	95,189	1,123,424	7,503,447
Domestic Equity Composite	5,632,125	-406,125	-	-	-	-	75,535	916,799	6,218,334
iShares Core S&P 500 (IVV)	576,351	-7,569	-	-	-	-	10,762	113,743	693,287
Legg Mason BW Dynamic Large Cap Value (DVAL)	1,122,784	-148,556	-	-	-	-	18,098	154,618	1,146,944
JPMorgan Equity Income (OIEJX)	1,121,390	-	-	-	-	-	29,645	75,399	1,226,434
Vanguard Growth Index (VIGAX)	1,758,205	-250,000	-	-	-	-	13,527	480,500	2,002,231
Champlain Mid Cap (CIPIX)	508,468	-	-	-	-	-	-	54,723	563,190
Delaware Small Cap Core Fund (DCZRX)	544,929	-	-	-	-	-	3,503	37,815	586,247
International Equity Composite	1,058,834	-	-	-	-	-	19,654	206,624	1,285,112
American Funds Europacific Growth (RERGX)	325,894	90,000	-	-	-	-	6,941	51,708	474,543
Dodge & Cox International Stock Fund (DODFX)	343,823	90,000	-	-	-	-	8,686	83,553	526,062
Invesco Developing Markets (ODVYX)	389,117	-180,000	-	-	-	-	4,026	71,363	284,507
Total Fixed Income Composite	3,821,352	250,000	-	-	-	-	173,848	-54,339	4,190,862
Baird Aggregate Bond (BAGIX)	1,871,886	250,000	-	-	-	-	64,077	-37,631	2,148,332
Lord Abbett Short Duration Income (LDLVX)	1,335,104	-	-	-	-	-	62,582	-10,954	1,386,732
PIMCO Income Fund (PIMIX)	613,663	-	-	-	-	-	47,168	-5,737	655,094
Cash Composite	23,182	156,125	443,035	-313,353	-	-51,312	9,883	-	267,560
R&D (Cash)	23,182	156,125	443,035	-313,353	-	-51,312	9,883	-	267,560

