AURORA FIRE & EMS DEPARTMENT

2024 ANNUAL REPORT



Aurora Ladder One at the Folds of Honor Charity Event

AURORA FIRE & EMS DEPARTMENT

MISSION STATEMENT

Our mission is to effectively and efficiently provide the highest quality Fire and Emergency Medical Services to our community.

January 2025

AURORA FIRE DEPARTMENT CORE VALUES

Service: We are first and foremost public servants. We are Fire Service professionals. The "S" in EMS stands for service. We are continually striving to provide the highest level of customer service to the members of our community. Internally we promote a "servant leader" culture of leadership. Our supervisors, managers, and administrators are committed to providing our employees with the resources, policies, and culture that makes serving Aurora as a Firefighter/Paramedic a most rewarding career.

Compassion: When witnessing someone in need or suffering, compassion is that feeling that arises inside and motivates one to take action to provide relief. In our role, we frequently witness pain, suffering, and loss and we are always ready to intervene with our unique abilities to provide relief on what may be your worst day. This spirit shows in our interactions with the public, and they reciprocate with a unique bond of thanks and appreciation for the Aurora Fire Department.

Professionalism: We hold all personnel to the highest professional and ethical standards of conduct, integrity, and accountability. We encourage continuous education, advanced certifications, and professional development beyond the minimum state requirements. We are committed to staying current with changing technology and implementing the most modern and effective fire suppression tactics and emergency medical procedures.

CHIEF'S SUMMARY OF FIRE DEPARTMENT ACTIVITIES 2024

In 2024, members of the Aurora Fire & EMS Department (AFD EMS) responded to 2886 calls for service. Emergency Medical Service requests accounted for 2293 of the total and 593 fire/other emergency calls made up the balance. The 2024 emergency call volume increased 2.48% over the previous year. The average response time from dispatch alert to our arrival on scene for EMS calls was 4 minutes and 32 seconds while our average response time for fire/other related emergency calls was 4 minutes and 50 seconds. The estimated dollar loss due to fires in the City of Aurora during 2024 was $1,245,352 plus $55,000 property loss in a non-fire incident in which an automobile crashed into a house. There was no fire related loss of life in Aurora in 2024.



Fire on Scarlett Lane – April 2024

Selected significant emergencies in 2024 that Aurora Fire & EMS personnel responded to include the first residential structure fire of the year in April involving an outdoor grill and the wood siding of a neighboring home which caused an estimated $6000 damage. A second residential fire occurred in April on North Aurora Road and caused an estimated $125,000 loss. A third fire in April caused an estimated fire loss of $550,000 to a home on Scarlett Lane. In May, a fire broke out at a home on Reid's Way and caused an estimated $187,500 fire loss. In July, the operator of a motorcycle was struck by an automobile on East Garfield Road and did not survive despite lengthy resuscitation efforts by AFD EMS personnel and the Metro Life Flight crew. In August, an accidental fire at a home on Hawkin Lane caused an estimated $185,000 loss. In September, a woman in a home on East Boulevard fell down the basement stairs and ultimately succumbed to her traumatic injuries despite resuscitative efforts by AFD EMS personnel and transport to a trauma center by the University Hospitals AirMed helicopter. In November, AFD EMS personnel were credited with saving the life of a woman with a sudden shortness of breath

by rapid recognition of a pulmonary embolism and immediate treatment and transport. The year closed out with a fire on Robin Hood Drive which resulted in an estimated $150,000 fire loss.



Fire on Hawkin Lane – August 2024

The Aurora Fire & EMS Department continued efforts in 2024 to recruit additional Firefighter/Paramedics in order to keep pace with the steadily increasing demand for emergency services. One additional full-time Firefighter/Paramedic was hired in 2024. Part-time Firefighter/Paramedic hourly pay was increased significantly in order to compete with other Northeast Ohio municipalities, and more than forty candidates were interviewed after they responded to a widely advertised recruiting campaign. Five of those candidates passed the pre-employment interviews, background check, drug screening, and polygraph exam and were hired, however two of them resigned after a few short months. Another part-time employee with several years of service resigned, and another was the candidate who took the previously mentioned full-time position filled in 2024. In sum the part-time roster increased by five then lost four individuals for a net increase of one. The number of part-time AFD EMS Firefighter/Paramedics in service during 2024 is 10 less (17 versus 27) than it was prior to the Covid-19 pandemic. Efforts to maintain a stable and reliable work force to meet the needs of the community by recruiting significant numbers of part-time employees have not been fruitful. The Mayor has proposed in the 2025 budget, and City Council has approved the hiring of two additional full-time Firefighter/Paramedics in 2025. The transition, over time, to an all full-time staffed organization is recommended as the answer to maintain a stable and reliable roster of Firefighter/Paramedics to meet the fire, rescue, and emergency medical needs of the community.

For the second year in a row, the Aurora Fire & EMS Department hosted an annual meeting with the administrators and nursing directors of the six senior living and care facilities in the City of Aurora. Calls for Emergency Medical Services at these six facilities account for one

third of all EMS calls in Aurora. An aging population combined with shortages of nurses and other skilled care providers has contributed to the growing demand for EMS care and transport from the senior facilities to area hospitals. At this meeting, the AFD EMS Medical Director, Dr. Anthony Daher, an Emergency Physician from the University Hospitals Ahuja Medical Center, promoted the Alternative Treatment and Transport Protocol. This protocol emphasizes alternatives to using 9-1-1 for patient care and transport when appropriate. Not only are local EMS resources strained when senior facilities use them for non-emergency and routine transport, but the local hospital Emergency Departments become overloaded and beds for admission to the hospital floors become unavailable. Senior housing and care facility personnel feed patients into the system, often without an understanding of the downstream impact on EMS and hospitals. Regular review of the Alternative Treatment and Transport Protocol is intended to reduce unnecessary EMS runs to the six local senior facilities and this program continues in 2025.



AFD EMS Personnel at the Fall Festival

Seeking to become more effective and improve efficiency in 2024, the Aurora Fire & EMS Department evaluated statistical data related to emergency responses. This led to the testing, refinement, and adoption of a new resource deployment model that puts our most capable assets, be they physical or personnel, in the best position to provide the optimum service to our community. Our Captains (shift supervisors) are more quickly arriving on scene to assess conditions and implement an incident command system with an action plan on fire alarms and related emergencies. Our Lieutenants (crew supervisors) are responding to every EMS call to assist squad crews and promote the highest customer service experience. Our standard response assignments to fire incidents are now configured to provide the greatest opportunity for early rescue and fire control in the crucial first minutes of a fire incident. Old habits are hard to break, and systemic change created short term discomfort in 2024, but AFD EMS personnel have adapted well, and they take pride in providing the most effective and efficient service possible.

CHIEF'S SUMMARY OF FIRE DEPARTMENT ACTIVITIES 2024

AFD EMS personnel promoted life safety in the community through public education in 2024. Aurora Firefighter/Paramedics taught Cardiopulmonary Resuscitation (CPR) to 423 people and provided First Aid training to 167 individuals. Aurora Firefighters trained 338 adults and 250 eighth grade Harmon Middle School students in the proper use of fire extinguishers which included a hands-on practical exercise. All third-grade students at Leighton Elementary School received age-appropriate fire safety instruction with the aid of the Fire Safety House sponsored by the Aluminum Cans for Burned Children (ACBC) organization.





Third Graders at Leighton Elementary School Learn Fire Safety

Aurora's residential lock box program provides a sense of safety and comfort for residents who fear being home alone and unable to get to the door during a medical crisis. Participants in this program have a door key secured in a locked box that can be accessed only by Aurora's first responders, preventing the need to damage a door or window to provide immediate medical care. In 2024, 15 new lock boxes were installed and there are a total of 185 in place on homes throughout the city.

Also, of note in 2024, the Aurora Fire Department hosted a three day "Blue Card" incident command training exercise. Members of the Aurora Fire Prevention Bureau provided permit review and approval, site inspection, and fire protection for four separate fireworks exhibits including Independence Day, the Aurora High School senior graduation, and the City of Aurora holiday tree lighting. The holiday Red Cross Blood Drive event was held at the fire station on December 24, 2024 and residents turned out to donate 64 units of blood

In addition to the regular monthly fire training activities that take place in town, Aurora firefighters travelled to the Cuyahoga Community College West Campus to participate in live fire training scenarios with crews from Streetsboro, Twinsburg, Mantua-Shalersville, and Kent. Also, Interstate Towing in Twinsburg hosted AFD EMS personnel at their facility and provided junk cars for training on the rescue of victims from automobile collisions.

CHIEF'S SUMMARY OF FIRE DEPARTMENT ACTIVITIES 2024



AFD EMS Personnel Training on Campus Drive

Driven by their core values of Service, Compassion, and Professionalism, members of the Aurora Fire & EMS Department have successfully executed their mission to effectively and efficiently provide the highest quality Fire and Emergency Medical Services to our community in 2024 and look forward to keeping the City of Aurora safe in 2025.

Chief Matthew McBirney



AURORA FIRE DEPARTMENT 2024 STATISTICS

Activity

The year 2024 brought an overall increase of 2.48% in combined EMS and fire related emergency calls for service.

YEAR	EMS / RESCUE	FIRE / OTHER	TOTAL
2014	1570	416	1986
2015	1561	436	1997
2016	1750	443	2193
2017	1675	462	2137
2018	1700	591	2291
2019	1816	629	2445
2020	1587	568	2155
2021	1951	591	2542
2022	2216	606	2822
2023	2256	560	2816
2024	2293	593	2886

The Aurora Fire Department annual emergency call volume has increased 45.3% from 2014 to 2024.

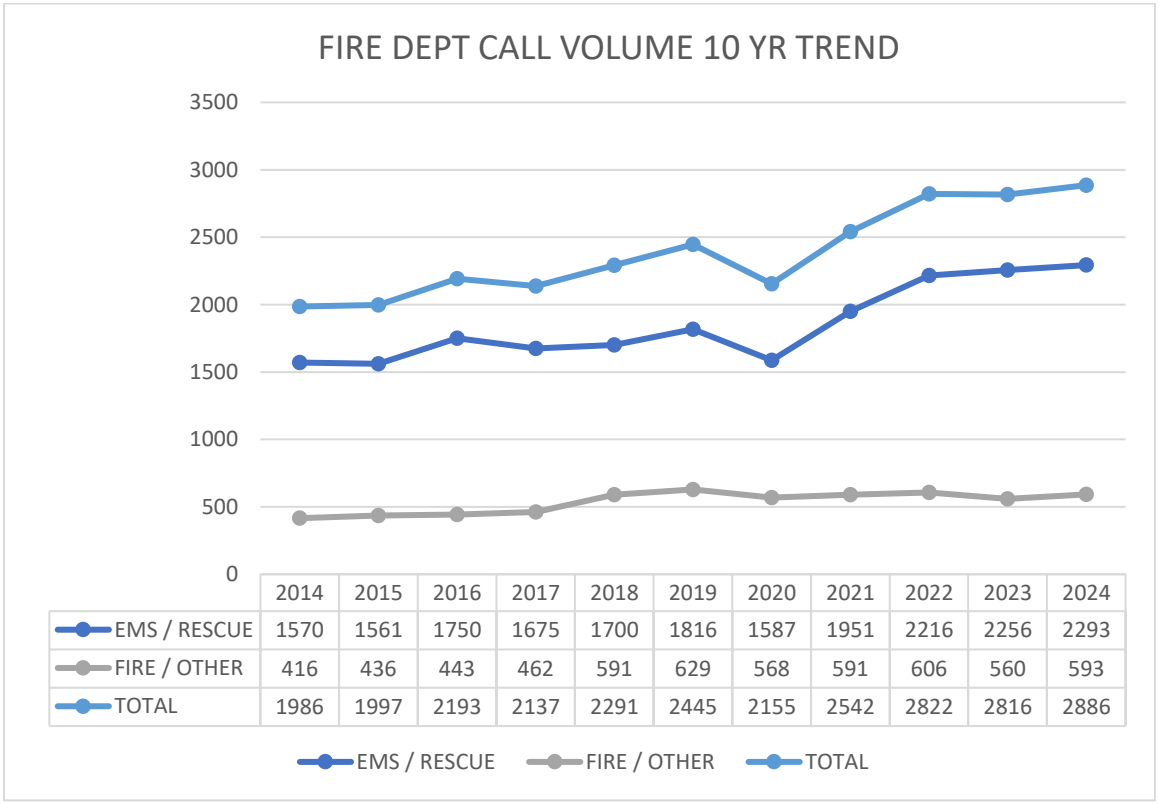

AURORA FIRE DEPARTMENT 2024 STATISTICS

AFD EMS CALLS TO SENIOR CARE FACILITIES			
	2022	2023	2024
Anna Maria of Aurora 889 N. Aurora Rd.	143	136	198
Kensington at Anna Maria 849 N. Aurora Rd.	77	92	98
Atrium at Anna Maria 800 N. Aurora Rd.	92	103	83
Aurora Manor 101 S. Bissell Rd.	129	138	146
Avenue at Aurora 425 S. Chillicothe Rd.	149	154	125
Independence Village 505 S. Chillicothe Rd.	163	112	119
TOTAL	753	735	769
Senior Facility EMS Calls as % of All EMS Calls	34%	32.60%	33.50%

One third of AFD EMS calls come from the six addresses shown above.

Staffing

The Aurora Fire Department daily operational staffing model has 8 positions for Firefighter/Paramedics. There are 20 full-time Firefighter/Paramedics divided into 3 shifts (6-7-7), and we utilize 17 part-time Firefighter/Paramedics to fill 2 positions plus cover open shifts due to full-time vacations and other leave. Full-timers work a 56-hour work week.

Fire and Emergency Medical Services nationwide are struggling with recruitment and retention in the post Covid-19 pandemic labor market. In times past the number of candidates competing for first responder jobs exceeded the availability of openings, however the current reality is that demand for qualified Fire and EMS candidates exceeds the supply. The number of new workers choosing EMS as a career is insufficient to meet the continued increased demand and to replace those who are retiring.

In 2021, the Aurora Fire Department employed 27 part-time Firefighter/Paramedics to supplement the staff of full-time Firefighter/Paramedics. In spite of active recruiting efforts and a significant increase in the part-time hourly rate of pay, there are only 17 part-time Firefighter/Paramedics on the current roster. Over 40 part-time candidates were interviewed in 2024, and 5 were hired. Of the 5 hired, 2 resigned and we lost 2 other existing part-timers for a net increase of 1 part-time Firefighter/Paramedic in 2024.

Shift supervisors have been tracking the impacts of this shortage, including daily staffing shortages, use of full-time overtime pay to meet minimum staff levels, mandated overtime, requests for mutual aid assistance from neighboring fire departments take care of Aurora residents due to a lack of resources, and the frequency of instances when there are insufficient personnel on station to handle another emergency call.

AURORA FIRE DEPARTMENT 2024 STATISTICS

2024 Total Annual Manpower Shortage Reporting	
Unfilled Shift Hours	12103.50
Part Time Call Off Hours	2140.00
Overtime Hours Used to Meet Minimum Staffing	3074.00
Critical Readiness Gaps	617
Mutual Aid Requests	57
Mandated Manpower	13

Unfilled Shift Hours are the hours when no part-timer was willing or able to work and the duty crew worked at less than full strength.

Part Time Call Off Hours represents how many hours in which a part-timer was scheduled to work but they called off and did not work.

Overtime Hours Used to Meet Minimum Staffing represents the number of overtime hours paid to full-time Firefighter/Paramedics in order to maintain a minimum staffing level of 6 personnel.

Critical Readiness Gaps represent the number of instances when the demand for emergency services maxed out our resources and there was not sufficient manpower or equipment ready to respond to another emergency.

Mutual Aid Requests: On 57 occasions we asked a neighboring fire department to respond to Aurora to assist us.

Mandated Manpower: On 13 occasions we had to mandate an employee against his/her desire to maintain the minimum staffing of 6 Firefighter/Paramedics on duty.

Moving forward in 2025, 2 full-time Firefighter/Paramedicswill be hired to bolster the ranks. Continuing our transition, over time, to an all-full-time staff of Fire Department personnel is expected to provide stability and continuity to a workforce that provides a vital service to the citizens of the City of Aurora.

Call Times - Dispatched To On Scene (ePCR Times)

Aurora Fire Department

Agency: Aurora Fire Department | Exclude Non-Emergency: Yes | Exclude Emergency Type Left Blank: Yes | Times Source: ePCR | Exclude Unknown Times: 1_ExcludeUnknownTimes | Exclude Scheduled: Yes | Service Date: Last Year | Exclude Standby: Yes | Exclude Interfacility: Yes | Exclude Times Greater Than: 1 Hrs

Elapsed Time	# of Runs	% of Runs	# of Runs Cumulative	% of Runs Cumulative
0 Minutes	42	2%	42	2%
1 Minute	112	5%	154	7%
2 Minutes	395	18%	549	25%
3 Minutes	432	19%	981	44%
4 Minutes	429	19%	1410	63%
5 Minutes	372	17%	1782	80%
6 Minutes	219	10%	2001	90%
7 Minutes	99	4%	2100	94%
8 Minutes	61	3%	2161	97%
9 Minutes	37	2%	2198	98%
10 Minutes	11	0%	2209	99%
11 Minutes	9	0%	2218	99%
12 Minutes	4	0%	2222	100%
13 Minutes	0	0%	2222	100%
14 Minutes	4	0%	2226	100%
15 Minutes	1	0%	2227	100%
16 Minutes	1	0%	2228	100%
17 Minutes	0	0%	2228	100%
18 Minutes	2	0%	2230	100%
19 Minutes	0	0%	2230	100%
20 Minutes	0	0%	2230	100%
21 Minutes	0	0%	2230	100%
22 Minutes	0	0%	2230	100%
23 Minutes	0	0%	2230	100%
24 Minutes	0	0%	2230	100%
25 Minutes	0	0%	2230	100%
26 Minutes	1	0%	2231	100%
27 Minutes	0	0%	2231	100%
28 Minutes	0	0%	2231	100%
29 Minutes	0	0%	2231	100%
30 Minutes	0	0%	2231	100%
31-40 Minutes	0	0%	2231	100%
41-50 Minutes	1	0%	2232	100%
51-59 Minutes	0	0%	2232	100%
1-1:59 Hours	0	0%	2232	100%
2-2:59 Hours	0	0%	2232	100%
3-3:59 Hours	0	0%	2232	100%
4-4:59 Hours	0	0%	2232	100%
5+ Hours	0	0%	2232	100%
Total			**2232**	**Avg = 4.54 min**

©2000-2025 Sansio *Sansio - HealthEMS®*

Call Times - Dispatched To On Scene (Fire Times)

Aurora Fire Department

Agency: Aurora Fire Department | Exclude Non-Emergency: Yes | Exclude Emergency Type Left Blank: Yes | Times Source: Fire | Exclude Unknown Times: 1_ExcludeUnknownTimes | Exclude Scheduled: Yes | Service Date: Last Year | Exclude Standby: Yes | Exclude Interfacility: Yes | Exclude Times Greater Than: 1 Hrs

Elapsed Time	# of Runs	% of Runs	# of Runs Cumulative	% of Runs Cumulative
0 Minutes	3	1%	3	1%
1 Minute	14	6%	17	7%
2 Minutes	20	9%	37	16%
3 Minutes	38	16%	75	32%
4 Minutes	48	21%	123	53%
5 Minutes	36	16%	159	69%
6 Minutes	26	11%	185	80%
7 Minutes	19	8%	204	88%
8 Minutes	7	3%	211	91%
9 Minutes	5	2%	216	94%
10 Minutes	2	1%	218	94%
11 Minutes	1	0%	219	95%
12 Minutes	1	0%	220	95%
13 Minutes	2	1%	222	96%
14 Minutes	0	0%	222	96%
15 Minutes	3	1%	225	97%
16 Minutes	0	0%	225	97%
17 Minutes	0	0%	225	97%
18 Minutes	2	1%	227	98%
19 Minutes	1	0%	228	99%
20 Minutes	1	0%	229	99%
21 Minutes	1	0%	230	100%
22 Minutes	0	0%	230	100%
23 Minutes	0	0%	230	100%
24 Minutes	0	0%	230	100%
25 Minutes	0	0%	230	100%
26 Minutes	0	0%	230	100%
27 Minutes	1	0%	231	100%
28 Minutes	0	0%	231	100%
29 Minutes	0	0%	231	100%
30 Minutes	0	0%	231	100%
31-40 Minutes	0	0%	231	100%
41-50 Minutes	0	0%	231	100%
51-59 Minutes	0	0%	231	100%
1-1:59 Hours	0	0%	231	100%
2-2:59 Hours	0	0%	231	100%
3-3:59 Hours	0	0%	231	100%
4-4:59 Hours	0	0%	231	100%
5+ Hours	0	0%	231	100%
Total			**231**	**Avg = 5.56 min**

©2000-2025 Sansio *Sansio - HealthEMS®*

Dispatch Times Matrix - ePCR/Fire

Aurora Fire Department

Agency: Aurora Fire Department | Times Source: ePCR/Fire | Service Date: From 01/01/2024 Through 12/31/2024

	Sunday		Monday		Tuesday		Wednesday		Thursday		Friday		Saturday		Unknown		Total		Total	%
Time Period	Calls	Transports	Calls	Transports	Calls	Transports	Calls	Transports	Calls	Transports	Calls	Transports	Calls	Transports	Calls	Transports	Calls	% Calls	Transports	Transports
0001-0100	17	10/ 58.8%	5	4/ 80.0%	12	6/ 50.0%	4	4/ 100.0%	6	2/ 33.3%	8	7/ 87.5%	8	5/ 62.5%	0	0/ 0.0%	60	2.1%	38	1.3%
0101-0200	9	4/ 44.4%	5	2/ 40.0%	7	2/ 28.6%	11	8/ 72.7%	8	3/ 37.5%	7	4/ 57.1%	8	6/ 75.0%	0	0/ 0.0%	55	1.9%	29	1.0%
0201-0300	11	6/ 54.5%	9	9/ 100.0%	6	3/ 50.0%	11	6/ 54.5%	7	5/ 71.4%	14	9/ 64.3%	12	8/ 66.7%	0	0/ 0.0%	70	2.4%	46	1.6%
0301-0400	3	2/ 66.7%	7	5/ 71.4%	14	12/ 85.7%	10	5/ 50.0%	8	5/ 62.5%	8	7/ 87.5%	4	3/ 75.0%	0	0/ 0.0%	54	1.9%	39	1.3%
0401-0500	6	3/ 50.0%	8	6/ 75.0%	11	7/ 63.6%	10	7/ 70.0%	16	11/ 68.8%	8	3/ 37.5%	8	4/ 50.0%	0	0/ 0.0%	67	2.3%	41	1.4%
0501-0600	9	3/ 33.3%	16	11/ 68.8%	8	5/ 62.5%	10	5/ 50.0%	12	8/ 66.7%	4	4/ 100.0%	6	5/ 83.3%	0	0/ 0.0%	65	2.2%	41	1.4%
0601-0700	6	2/ 33.3%	14	9/ 64.3%	13	10/ 76.9%	6	3/ 50.0%	8	6/ 75.0%	11	6/ 54.5%	8	6/ 75.0%	0	0/ 0.0%	66	2.3%	42	1.4%
0701-0800	15	8/ 53.3%	15	6/ 40.0%	20	13/ 65.0%	18	11/ 61.1%	14	7/ 50.0%	8	7/ 87.5%	5	4/ 80.0%	0	0/ 0.0%	95	3.3%	56	1.9%
0801-0900	20	16/ 80.0%	21	16/ 76.2%	24	12/ 50.0%	17	10/ 58.8%	23	11/ 47.8%	19	10/ 52.6%	12	9/ 75.0%	0	0/ 0.0%	136	4.7%	84	2.9%
0901-1000	15	9/ 60.0%	16	13/ 81.2%	18	10/ 55.6%	26	18/ 69.2%	26	15/ 57.7%	32	21/ 65.6%	16	8/ 50.0%	0	0/ 0.0%	149	5.1%	94	3.2%
1001-1100	24	12/ 50.0%	26	14/ 53.8%	32	19/ 59.4%	27	14/ 51.9%	28	12/ 42.9%	26	13/ 50.0%	21	12/ 57.1%	0	0/ 0.0%	184	6.3%	96	3.3%
1101-1200	21	14/ 66.7%	34	21/ 61.8%	27	11/ 40.7%	19	12/ 63.2%	20	11/ 55.0%	33	19/ 57.6%	15	8/ 53.3%	0	0/ 0.0%	169	5.8%	96	3.3%
1201-1300	16	13/ 81.2%	17	8/ 47.1%	26	13/ 50.0%	28	19/ 67.9%	26	13/ 50.0%	33	16/ 48.5%	23	14/ 60.9%	0	0/ 0.0%	169	5.8%	96	3.3%
1301-1400	31	18/ 58.1%	32	15/ 46.9%	37	19/ 51.4%	25	10/ 40.0%	22	16/ 72.7%	27	13/ 48.1%	25	15/ 60.0%	0	0/ 0.0%	199	6.9%	106	3.7%
1401-1500	19	15/ 78.9%	24	11/ 45.8%	24	13/ 54.2%	34	19/ 55.9%	21	12/ 57.1%	27	16/ 59.3%	11	5/ 45.5%	0	0/ 0.0%	160	5.5%	91	3.1%
1501-1600	14	8/ 57.1%	19	12/ 63.2%	30	20/ 66.7%	16	10/ 62.5%	19	8/ 42.1%	32	15/ 46.9%	18	12/ 66.7%	0	0/ 0.0%	148	5.1%	85	2.9%
1601-1700	14	11/ 78.6%	27	20/ 74.1%	16	8/ 50.0%	31	17/ 54.8%	16	9/ 56.2%	29	16/ 55.2%	24	14/ 58.3%	0	0/ 0.0%	157	5.4%	95	3.3%
1701-1800	19	8/ 42.1%	31	18/ 58.1%	25	16/ 64.0%	13	9/ 69.2%	22	7/ 31.8%	21	11/ 52.4%	15	8/ 53.3%	0	0/ 0.0%	146	5.0%	77	2.7%
1801-1900	23	15/ 65.2%	29	16/ 55.2%	19	11/ 57.9%	14	7/ 50.0%	26	8/ 30.8%	28	9/ 32.1%	27	17/ 63.0%	0	0/ 0.0%	166	5.7%	83	2.9%
1901-2000	22	9/ 40.9%	17	11/ 64.7%	17	9/ 52.9%	20	12/ 60.0%	21	15/ 71.4%	16	11/ 68.8%	25	11/ 44.0%	0	0/ 0.0%	138	4.8%	78	2.7%
2001-2100	19	12/ 63.2%	22	16/ 72.7%	19	10/ 52.6%	18	9/ 50.0%	18	11/ 61.1%	22	13/ 59.1%	28	15/ 53.6%	0	0/ 0.0%	146	5.0%	86	3.0%
2101-2200	15	5/ 33.3%	13	7/ 53.8%	18	10/ 55.6%	17	13/ 76.5%	23	16/ 69.6%	22	13/ 59.1%	14	7/ 50.0%	0	0/ 0.0%	122	4.2%	71	2.4%
2201-2300	18	11/ 61.1%	17	13/ 76.5%	17	7/ 41.2%	14	5/ 35.7%	13	11/ 84.6%	17	10/ 58.8%	11	5/ 45.5%	0	0/ 0.0%	107	3.7%	62	2.1%
2301-2400	7	1/ 14.3%	10	4/ 40.0%	11	7/ 63.6%	11	6/ 54.5%	12	8/ 66.7%	9	4/ 44.4%	10	4/ 40.0%	0	0/ 0.0%	70	2.4%	34	1.2%
Unknown	0	0/ 0.0%	0	0/ 0.0%	0	0/ 0.0%	0	0/ 0.0%	0	0/ 0.0%	0	0/ 0.0%	0	0/ 0.0%	0	0/ 0.0%	0	0.0%	0	0.0%
Total	373	215	434	267	451	253	410	239	415	230	461	257	354	205	0	0	2898	100.0%	1666	57.5%
Percent	12.9%	7.4%	15.0%	9.2%	15.6%	8.7%	14.1%	8.2%	14.3%	7.9%	15.9%	8.9%	12.2%	7.1%	0.0%	0.0%	100.0%		57.5%	

©2000-2025 Sansio *Sansio - HealthEMS®*

NATIONAL FIRE PROTECTION ASSOCIATION

The leading information and knowledge resource on fire, electrical and related hazards

Survey of Fire Departments for United States Fire Experience During 2024

Aurora Fire Department
65 W Pioneer Trail
Aurora, OH 44202

MAKE IT EASY
Complete the Survey Online
www.nfpa.org/FEsurvey2019
NFPA Code top left corner
PASSWORD top right corner

If any of the information on the mailing label above is incorrect, please correct it. If you received more than one survey with different mailing labels, please return the additional forms with the word "duplicate" so that we can prevent such occurrences in the future.

Name of Person Completing Form: Matthew McBirney **Date:** February 04, 2025

Title: Fire Chief **NFIRS FDID:** 67003

Non-Emergency Phone Number: (330) 562-7171 **Fax:** (330) 562-6358

E-mail Address: mcbirneym@auroraoh.com

Would your Fire Chief like to share your 2024 Fire Experience Survey results with your state Fire Marshal, NFIRS manager or the U.S. Fire Administration? ☒ **Yes** ☐ **No** ☐ **Prefer not to answer**

What Records Management System does your agency currently use to record emergency responses:*
☐ Image Trend ☐ Zoll ☐ USFA DEBI ☐ Internally Created System ☐ First On Scene ☐ Emergency Reporting
☐ State Provided System ☐ Firehouse Software ☐ ESO ☐ FDM ☐ TriTech/IMC ☐ I Don't Know ☒ Other*
*Other (Please specify): HealthEMS Fire

FIRE SERVICE PERSONNEL

Number of firefighters: As of 12/31/2024, if actual average strength over the year differed from authorized strength, give the actual figure. Count all fire personnel, regardless of rank (not including civilians). For volunteers, please report active members (involved in fire fighting) only.

Number of full-time (career) uniform firefighters: 22 **How many are female:** 0

Number of active part-time (call or volunteer) firefighters: 15 **How many are female:** 0

Are the part-time personnel compensated for their time? ☒ **Yes (1)** ☐ **No (2)**

What number of your volunteers/call firefighters have been active members of your fire department for:

(Total) 2 less than one year 1 1–5 years 6 6–10 years 6 more than 10 years

Number of active (both full-time & part-time) fire fighters by age group: (If data is not available, write NA)

Under 20 0, 20–29 8, 30–39 8, 40–49 10, 50–59 10,
60 and Over 1, Unknown _____

GENERAL INSTRUCTIONS

- To assist fire departments using reporting systems in a state system as part of NFIRS, data classifications are identified for the various questions throughout the form.
- For this study, fire experience for calendar 2024 is requested. Does the data reported on this form cover the time period January 1, 2024 to December 31, 2024? ☒ Yes ☐ No
  If *No* above, and your department summarizes its data on a fiscal rather than a calendar year basis, report your fire experience for the most recently completed fiscal year and indicate the time period covered:
  From _____ 2023 to _____ 2024 .
- Report fire experience only for areas where you had primary responsibility. Do not include areas where you had mutual aid or assistance responsibilities.
- Please make your answers as legible as possible; data will be keyed for processing directly from this form.
- If the answer to a given question is zero; write 0.
- If you do not keep the records necessary to answer a question, write NA (not available). It is extremely important that answers of NA can be distinguished from zero. For example, if your department had no civilian fire deaths for 2024, report 0, do not report NA. No question should be left blank.

Questions? Don't Hesitate To Contact Us

Toll free: 1-800-343-8890 **Fax:** 1-617-770-0700 **E-mail:** nfesurvey@nfpa.org

NFPA, Research, Data and Analytics Division, 1 Batterymarch Park, Quincy, MA 02169

DEFINITIONS

Civilian Casualties: The term "civilian" should include anyone other than a firefighter and covers public service personnel, such as police officers, civil defense staff, non-fire service medical personnel, and utility company employees.

Injury: Physical damage suffered by a person as a direct result of fire and that requires (or should require) treatment by a practitioner of medicine (physician, nurse, paramedic, EMT) within one year of the incident (regardless of whether treatment was actually received), or results in at least one day of restricted activity immediately following the incident.

Death: An injury that occurred as a direct result of a fire and that is fatal or becomes fatal within one year.

Incident: The movement of a piece of fire service apparatus or equipment in response to an alarm.

Fires: Any instance of uncontrolled burning. Include combustion explosions and fires out on arrival. Exclude controlled burning (whether authorized or not), overpressure rupture without combustion, mutual aid responses, smoke scares, and hazardous condition responses (e.g., oil spill without fire).

Mutual Aid or Assistance: Any assistance rendered to another fire department in an area that is not your primary responsibility.

Structure: An assembly of materials forming a construction for occupancy or use in such a manner as to serve a specific purpose. A building is a form of a structure. Open platforms, bridges, roof assemblies over open storage or process areas, tents, air-supported structures, and grandstands are other forms of a structure.

Fires in Highway Vehicles and Other Vehicles: Fires in these instances may have been associated with an accident; *however, casualties and property loss reported should be the direct result of the fire only.* Highway vehicles include any vehicle designed to normally operate on highways, e.g., automobiles, motorcycles, buses, trucks, trailers (not mobile homes on foundations), etc. Other vehicles include trains, boats and ships, aircraft, farm, and construction vehicles.

Property Damage and Contents: Give your best estimate for overall direct loss—loss to contents, structure, machinery, a vehicle, vegetation or anything else involved in the fire. Do not include indirect losses, such as business interruption, or temporary shelter provisions.

PART I POPULATION AND AREA PROTECTED OF PRIMARY RESPONSIBILITY AND COMMUNITY TYPE PROTECTED

Report the number of people (permanent residents) and the area you had primary responsibility to protect during **2024**. Do not count populations or areas to which you responded under mutual aid or assistance agreements. Include populations of neighboring areas only if you had primary responsibility for their fire protection. Do not include seasonal populations (e.g., vacationers), or daytime working populations.

Number of people (permanent residents) your department had *primary responsibility* to protect during 2024 (exclude mutual aid areas): _____

Area protected in square miles your department had *primary responsibility* to protect during 2024 (exclude mutual aid areas): _____

Please check *the one box* that best describes the community and population you had primary responsibility to protect during 2024.

- ☐ a portion of a city or town*
- ☒ a whole city or town
- ☐ a township*
- ☐ a whole city or town plus surrounding areas or communities*
- ☐ a major portion of a county*
- ☐ an entire county
- ☐ other*

*Please list the communities or places protected: _____

_____

_____

Percentage of population protected that lives in an unincorporated area (e.g., 0%, 12%, 100%): _____%.

PART II MAJOR FIRES

Please list below all multiple-death fires (3 or more deaths), and all large-loss fires ($1 million or more) that occurred in 2024. If none, please list below the three highest loss of life fires (if any) during 2024 and also the three fires with the highest property damage. (Please attach additional sheet if necessary.)

Date	Property Use and Address (e.g., 119 Pleasant St., or Central Building Supply Co., 112 Main St.)	Number of Civilian Fire Deaths	Property Loss
04/19/2024	419 - 1 or 2 family dwelling, 695 SCARLETT LN AURORA, OH 44202	0	$550,000.00
05/22/2024	419 - 1 or 2 family dwelling, 905 REIDS WAY AURORA, OH 44202	0	$187,500.00
08/14/2024	419 - 1 or 2 family dwelling, 958 HAWKIN LN AURORA, OH 44202	0	$185,000.00

PART III BREAKDOWN OF STRUCTURE FIRES AND OTHER FIRES AND INCIDENTS

Departments using NFIRS 5.0 will find incident type (IT), and the Property Use (PU) codes for each category in parentheses. For lines 1 to 13, Section A structure fires include incident type 110–129.

A. FIRES IN STRUCTURES BY FIXED PROPERTY USE (OCCUPANCY) (all in Section A are Incident Type 110–129)	Number of Fires	Number of Civilian Fire Casualties. If none, write 0		Estimated Property Damage and Contents from Fire. If no loss, write 0
		Deaths	Injuries	
1. Private Dwellings (1 or 2 family), including mobile homes (PU 419)	9	0	1	$1,213,500.00
2. Apartments (3 or more families) (PU 429)	1	0	0	$0.00
3. Hotels and Motels (PU 449)	1	0	0	$0.00
4. All Other Residential (dormitories, boarding houses, tents, etc.) (PU 400, 439, 459–499)	1	0	0	$0.00
5. TOTAL RESIDENTIAL FIRES (Sum of lines 1 through 4)	12	0	1	$1,213,500.00
6. Public Assembly (church, restaurant, clubs, etc.) (PU 100–199)	2	0	0	$5,000.00
7. Schools and Colleges (PU 200–299)	0	0	0	$0.00
8. Health Care and Penal Institutions (hospitals, nursing homes, prisons, etc.) (PU 300–399)	2	0	0	$0.00
9. Stores and Offices (PU 500–599)	2	0	0	$0.00
10. Industry, Utility, Defense, Laboratories, Manufacturing (PU 600–799)	1	0	0	$0.00
11. Storage in Structures (barns,vehicle storage garages, general storage, etc.) (PU 800–899)	0	0	0	$0.00
12. Other Structures (outbuildings, bridges, etc.) (PU 900–999)	0	0	0	$0.00
13. TOTALS FOR STRUCTURE FIRES (Sum of lines 5 through 12)	19	0	1	$1,218,500.00
14a. Fires in Highway Vehicles (autos, trucks, buses, etc.) (IT 131–132, 136–137)	4	0	0	$24,652.00
14b. Fires in Other Vehicles (planes, trains, ships, construction or farm vehicles, etc.) (IT 130, 133–135, 138)	1	0	0	$2,200.00
15. Fires outside of Structures with Value Involved, but Not Vehicles (outside storage, crops, timber, etc.) (IT 140,141,161–162,164,170–173)	4	0	0	$0.00
16. Fires in Brush, Grass, Wildland (excluding crops and timber), with no value involved. (IT 142–143)	3	0		
17. Fires in Rubbish, Including Dumpsters (outside of structures), with no value involved. (IT 150–155)	4	0		
18. All Other Fires. (IT 100, 160, 163)	0	0	0	$0.00
19. TOTALS FOR FIRES (Sum of lines 13 through 18)	35	0	1	$1,245,352.00
20. Rescue, Emergency Medical Responses (ambulance, EMS, rescue) (IT 300–381)	2255			
21. False Alarm Responses (malicious or unintentional false calls, malfunctions, bomb scares) (IT 700–746)	220			
22. Mutual Aid Responses Given	105			
23a. Hazardous Materials Responses (spills, leaks, etc.) (IT 410–431)	43			
23b. Other Hazardous Responses (arcing wires, bomb removal, power line down, etc.) (IT 440–482, 400)	17			
24. All Other Responses (smoke scares, lock-outs, animal rescues, etc.) (IT 200–251, 500–699, 800–911)	211			
25. TOTAL FOR ALL INCIDENTS (Sum of lines 19 through 24)	2886			

Based on what is reported in lines 5 and 13 for number of fires above, please report separately:
Confined fires *(e.g., cooking fires confined to cooking vessel, or chimney fire that did not spread beyond chimney, or confined trash fires)* (IT 113–118), and Nonconfined fires (IT 110-112,120–123).

	Number of Confined Fires	Number of Nonconfined Fires
5. Residential Fires (line 5 above)	4	8
13. Structure Fires (line 13 above)	8	11

PART IV BREAKDOWN OF FALSE ALARM RESPONSES

Please report separately below a further breakdown on false alarm responses reported in item 21 in Part III above. If data for this section is "Not Available", please write NA.

Type of False Alarm	Number of Incidents
1. Malicious, Mischievous False Call (IT 710–715)	3
2. System Malfunction (IT 730–739)	74
3. Unintentional (tripping on interior device accidentally, etc.) (IT 740–749)	143
4. Other False Alarms (bomb scares, etc.) (IT 721, 751, 700)	0

PART V INTENTIONALLY SET FIRES IN STRUCTURES AND VEHICLES

Report in this part fires that were intentionally set for structures and vehicles.

	Number of Fires	Number of Civilian Fire Casualties. If none, write 0		Estimated Property Damage and Contents from Fire. If no loss, write 0
		Deaths	Injuries	
1. Structure Fires Intentionally set (IT=110–129, and cause E1=1)	0	0	0	$0.00
2. Vehicle Fires Intentionally set (IT=130–139, and cause E1=1)	0	0	0	$0.00

PART VI FIRE SERVICE EXPOSURES AND INJURIES

Total number of firefighters that were exposed to infectious diseases (hepatitis, meningitis, HIV, other) in 2024 (severity 1, cause 4, and object 25, 51): 0

Total number of firefighters that were exposed to hazardous conditions (asbestos, chemicals, fumes, radioactive materials, other) in 2024 (severity 1, cause 4, and object 41, 52, 53, 56): 0

Total number of nonfatal firefighter injuries (not exposures) during all types of duty in 2024 (severity 1 (not exposures), and severity 2 thru 6): 0

On-Duty Firefighter Injuries (not exposures to infectious diseases) by Type of Duty, and Nature of Most Serious Injury

Departments using NFIRS 5.0 should include results on cases where severity is 1 (not exposures), and severity is 2 thru 6. Primary apparent symptom (PAS) codes are noted in parenthesis for each category. At non-fire emergencies includes EMS and rescue calls, and hazardous condition calls, while other on-duty includes inspection and maintenance duties.

Nature of Most Serious Injury (Primary Apparent Symptom (PAS) codes in parenthesis)	Type of Duty (A) Responding to or Returning from Incidents	(B) At the Fire Ground	(C) At Non-Fire Emergencies	(D) Training	(E) Other On-Duty
1. Burns (PAS 12, 13, 14, 15)	0	0	0	0	0
2a. Smoke or Gas Inhalation (PAS 01, 02)	0	0	0	0	0
2b. Other Respiratory Distress (PAS 03, 44, 64, 65)	0	0	0	0	0
3. Burn and Smoke Inhalation (PAS 11)	0	0	0	0	0
4. Wound, Cut, Bleeding, Bruise (PAS 21–25, 35, 36, 72, 73)	0	0	0	0	0
5. Dislocation, Fracture (PAS 31, 32, 63)	0	0	0	0	0
6. Heart Attack or Stroke (PAS 41, 42, 43)	0	0	0	0	0
7. Strain, Sprain, Muscular Pain (PAS 33, 34, and 98)	0	0	0	0	0
8. Thermal Stress (frostbite, heat exhaustion) (PAS 57, 83–85)	0	0	0	0	0
9. Other (PAS All other codes)	0	0	0	0	0
10. TOTAL	0	0	0	0	0

Other (please specify): _____

FIREGROUND INJURIES BY CAUSE

In the following table, include injuries that occurred at the fireground as reported in column B above. Report the number of injuries that occurred at the fireground by cause, based on the initial factor leading to the injury. Departments using NFIRS 5.0 can find cause and object involved in injury codes in parentheses.

1. Exposure to Fire Products (cause 4, object 47–49, 53, 64): 0
2. Exposure to Chemicals or Radiation (cause 4, object 52, 56): 0
3. Fall, jump, slip, trip (cause 1 to 3): 0
4. Overexertion, strain (cause 7): 0
5. Contact with object (cause 6): 0
6. Struck by (cause 5): 0
7. Extreme weather (cause 4, object 62): 0
8. Other: 0

Please report the number of injuries that resulted in lost time (severity 4 thru 6): _____

How many hours were lost as a result of these injuries? _____

FIRE DEPARTMENT VEHICLE CRASHES

Please report below the number of crashes involving fire department emergency vehicles or firefighter's personal vehicles while responding to or returning from incidents in 2024. (If none, report 0).

Accidents involving fire department emergency vehicles: 0 Resulting firefighter injuries: 0

Accidents involving firefighter's personal vehicles: 0 Resulting firefighter injuries: 0

NFIRS Tally Report

Aurora Fire Department

Agency: Aurora Fire Department | Incident Date: Last Year | NFIRS Tallied Fields: Incident Type

Tallied Field: Incident Type								
Code	**Number of Incidents**	**Civilian Fire Deaths**	**Civilian Fire Injuries**	**Fire Service Deaths**	**Fire Service Injuries**	**Property Loss**	**Contents Loss**	**Total Dollar Loss**
111 - Building fire	28 (0.97%)	0 (%)	1 (100%)	0 (%)	0 (%)	$765,000 (91.13%)	$453,500 (98.4%)	$1,218,500 (93.71%)
112 - Fires in structures other than in a building	1 (0.03%)	0 (%)	0 (0%)	0 (%)	0 (%)	$0 (0%)	$0 (0%)	$0 (0%)
113 - Cooking fire, confined to container	8 (0.28%)	0 (%)	0 (0%)	0 (%)	0 (%)	$0 (0%)	$0 (0%)	$0 (0%)
117 - Commercial Compactor fire, confined to rubbish	1 (0.03%)	0 (%)	0 (0%)	0 (%)	0 (%)	$0 (0%)	$0 (0%)	$0 (0%)
121 - Fire in mobile home used as fixed residence	1 (0.03%)	0 (%)	0 (0%)	0 (%)	0 (%)	$0 (0%)	$0 (0%)	$0 (0%)
131 - Passenger vehicle fire	3 (0.1%)	0 (%)	0 (0%)	0 (%)	0 (%)	$24,500 (2.92%)	$150 (0.03%)	$24,650 (1.9%)
132 - Road freight or transport vehicle fire	1 (0.03%)	0 (%)	0 (0%)	0 (%)	0 (%)	$1 (0%)	$1 (0%)	$2 (0%)
138 - Off-road vehicle or heavy equipment fire	1 (0.03%)	0 (%)	0 (0%)	0 (%)	0 (%)	$0 (0%)	$2,200 (0.48%)	$2,200 (0.17%)
140 - Natural vegetation fire, other	1 (0.03%)	0 (%)	0 (0%)	0 (%)	0 (%)	$0 (0%)	$0 (0%)	$0 (0%)
141 - Forest, woods or wildland fire	2 (0.07%)	0 (%)	0 (0%)	0 (%)	0 (%)	$0 (0%)	$0 (0%)	$0 (0%)
142 - Brush, or brush and grass mixture fire	3 (0.1%)	0 (%)	0 (0%)	0 (%)	0 (%)	$0 (0%)	$0 (0%)	$0 (0%)
151 - Outside rubbish, trash or waste fire	1 (0.03%)	0 (%)	0 (0%)	0 (%)	0 (%)	$0 (0%)	$0 (0%)	$0 (0%)
153 - Construction or demolition landfill fire	1 (0.03%)	0 (%)	0 (0%)	0 (%)	0 (%)	$0 (0%)	$0 (0%)	$0 (0%)
154 - Dumpster or other outside trash receptacle fire	2 (0.07%)	0 (%)	0 (0%)	0 (%)	0 (%)	$0 (0%)	$0 (0%)	$0 (0%)
171 - Cultivated grain or crop fire	1 (0.03%)	0 (%)	0 (0%)	0 (%)	0 (%)	$0 (0%)	$0 (0%)	$0 (0%)
251 - Excessive heat, scorch burns with no ignition	2 (0.07%)	0 (%)	0 (0%)	0 (%)	0 (%)	$0 (0%)	$0 (0%)	$0 (0%)
311 - Medical assist, assist EMS crew	11 (0.38%)	0 (%)	0 (0%)	0 (%)	0 (%)	$0 (0%)	$0 (0%)	$0 (0%)
321 - EMS call, excluding vehicle accident with injury	2236 (77.48%)	0 (%)	0 (0%)	0 (%)	0 (%)	$0 (0%)	$0 (0%)	$0 (0%)
322 - Vehicle accident with injuries	26 (0.9%)	0 (%)	0 (0%)	0 (%)	0 (%)	$50,000 (5.96%)	$5,000 (1.08%)	$55,000 (4.23%)
323 - Motor vehicle/ pedestrian accident (MV Ped)	3 (0.1%)	0 (%)	0 (0%)	0 (%)	0 (%)	$0 (0%)	$0 (0%)	$0 (0%)

©2000-2025 Sansio *Sansio - HealthEMS®*

NFIRS Tally Report

Aurora Fire Department

Agency: Aurora Fire Department | Incident Date: Last Year | NFIRS Tallied Fields: Incident Type

324 - Motor vehicle accident with no injuries.	8 (0.28%)	0 (%)	0 (0%)	0 (%)	0 (%)	$0 (0%)	$0 (0%)	$0 (0%)
341 - Search for person on land	1 (0.03%)	0 (%)	0 (0%)	0 (%)	0 (%)	$0 (0%)	$0 (0%)	$0 (0%)
353 - Removal of victim(s) from stalled elevator	1 (0.03%)	0 (%)	0 (0%)	0 (%)	0 (%)	$0 (0%)	$0 (0%)	$0 (0%)
360 - Water & ice related rescue, other	1 (0.03%)	0 (%)	0 (0%)	0 (%)	0 (%)	$0 (0%)	$0 (0%)	$0 (0%)
362 - Ice rescue	1 (0.03%)	0 (%)	0 (0%)	0 (%)	0 (%)	$0 (0%)	$0 (0%)	$0 (0%)
363 - Swift water rescue	1 (0.03%)	0 (%)	0 (0%)	0 (%)	0 (%)	$0 (0%)	$0 (0%)	$0 (0%)
381 - Rescue or EMS standby	4 (0.14%)	0 (%)	0 (0%)	0 (%)	0 (%)	$0 (0%)	$0 (0%)	$0 (0%)
410 - Combustible/ flammable gas/liquid condition, other	2 (0.07%)	0 (%)	0 (0%)	0 (%)	0 (%)	$0 (0%)	$0 (0%)	$0 (0%)
411 - Gasoline or other flammable liquid spill	3 (0.1%)	0 (%)	0 (0%)	0 (%)	0 (%)	$0 (0%)	$0 (0%)	$0 (0%)
412 - Gas leak (natural gas or LPG)	19 (0.66%)	0 (%)	0 (0%)	0 (%)	0 (%)	$0 (0%)	$0 (0%)	$0 (0%)
421 - Chemical hazard (no spill or leak)	1 (0.03%)	0 (%)	0 (0%)	0 (%)	0 (%)	$0 (0%)	$0 (0%)	$0 (0%)
424 - Carbon monoxide incident	18 (0.62%)	0 (%)	0 (0%)	0 (%)	0 (%)	$0 (0%)	$0 (0%)	$0 (0%)
444 - Power line down	10 (0.35%)	0 (%)	0 (0%)	0 (%)	0 (%)	$0 (0%)	$0 (0%)	$0 (0%)
445 - Arcing, shorted electrical equipment	2 (0.07%)	0 (%)	0 (0%)	0 (%)	0 (%)	$0 (0%)	$0 (0%)	$0 (0%)
451 - Biological hazard, confirmed or suspected	1 (0.03%)	0 (%)	0 (0%)	0 (%)	0 (%)	$0 (0%)	$0 (0%)	$0 (0%)
460 - Accident, potential accident, other	3 (0.1%)	0 (%)	0 (0%)	0 (%)	0 (%)	$0 (0%)	$0 (0%)	$0 (0%)
461 - Building or structure weakened or collapsed	1 (0.03%)	0 (%)	0 (0%)	0 (%)	0 (%)	$0 (0%)	$0 (0%)	$0 (0%)
471 - Explosive, bomb removal (for bomb scare, use 721)	1 (0.03%)	0 (%)	0 (0%)	0 (%)	0 (%)	$0 (0%)	$0 (0%)	$0 (0%)
511 - Lock-out	5 (0.17%)	0 (%)	0 (0%)	0 (%)	0 (%)	$0 (0%)	$0 (0%)	$0 (0%)
522 - Water or steam leak	3 (0.1%)	0 (%)	0 (0%)	0 (%)	0 (%)	$0 (0%)	$0 (0%)	$0 (0%)
531 - Smoke or odor removal	3 (0.1%)	0 (%)	0 (0%)	0 (%)	0 (%)	$0 (0%)	$0 (0%)	$0 (0%)
542 - Animal rescue	2 (0.07%)	0 (%)	0 (0%)	0 (%)	0 (%)	$0 (0%)	$0 (0%)	$0 (0%)
550 - Public service assistance, other	6 (0.21%)	0 (%)	0 (0%)	0 (%)	0 (%)	$0 (0%)	$0 (0%)	$0 (0%)
551 - Assist police or other governmental agency	3 (0.1%)	0 (%)	0 (0%)	0 (%)	0 (%)	$0 (0%)	$0 (0%)	$0 (0%)
553 - Public service	43 (1.49%)	0 (%)	0 (0%)	0 (%)	0 (%)	$0 (0%)	$0 (0%)	$0 (0%)
554 - Assist invalid	29 (1%)	0 (%)	0 (0%)	0 (%)	0 (%)	$0 (0%)	$0 (0%)	$0 (0%)

©2000-2025 Sansio *Sansio - HealthEMS®*

561 - Unauthorized burning	14 (0.49%)	0 (%)	0 (0%)	0 (%)	0 (%)	$0 (0%)	$0 (0%)	$0 (0%)
571 - Cover assignment, standby, moveup	3 (0.1%)	0 (%)	0 (0%)	0 (%)	0 (%)	$0 (0%)	$0 (0%)	$0 (0%)
611 - Dispatched & cancelled en route	84 (2.91%)	0 (%)	0 (0%)	0 (%)	0 (%)	$0 (0%)	$0 (0%)	$0 (0%)
622 - No incident found on arrival at dispatch address	10 (0.35%)	0 (%)	0 (0%)	0 (%)	0 (%)	$0 (0%)	$0 (0%)	$0 (0%)
641 - Vicinity alarm (incident in other location)	1 (0.03%)	0 (%)	0 (0%)	0 (%)	0 (%)	$0 (0%)	$0 (0%)	$0 (0%)
650 - Steam, other gas mistaken for smoke, other	1 (0.03%)	0 (%)	0 (0%)	0 (%)	0 (%)	$0 (0%)	$0 (0%)	$0 (0%)
651 - Smoke scare, odor of smoke	24 (0.83%)	0 (%)	0 (0%)	0 (%)	0 (%)	$0 (0%)	$0 (0%)	$0 (0%)
652 - Steam, vapor, fog or dust thought to be smoke	5 (0.17%)	0 (%)	0 (0%)	0 (%)	0 (%)	$0 (0%)	$0 (0%)	$0 (0%)
671 - HazMat release investigation w/no HazMat	16 (0.55%)	0 (%)	0 (0%)	0 (%)	0 (%)	$0 (0%)	$0 (0%)	$0 (0%)
711 - Municipal alarm system, malicious false alarm	2 (0.07%)	0 (%)	0 (0%)	0 (%)	0 (%)	$0 (0%)	$0 (0%)	$0 (0%)
715 - Local alarm system, malicious false alarm	1 (0.03%)	0 (%)	0 (0%)	0 (%)	0 (%)	$0 (0%)	$0 (0%)	$0 (0%)
730 - System malfunction, other	2 (0.07%)	0 (%)	0 (0%)	0 (%)	0 (%)	$0 (0%)	$0 (0%)	$0 (0%)
731 - Sprinkler activation due to malfunction	9 (0.31%)	0 (%)	0 (0%)	0 (%)	0 (%)	$0 (0%)	$0 (0%)	$0 (0%)
733 - Smoke detector activation due to malfunction	25 (0.87%)	0 (%)	0 (0%)	0 (%)	0 (%)	$0 (0%)	$0 (0%)	$0 (0%)
735 - Alarm system sounded due to malfunction	29 (1%)	0 (%)	0 (0%)	0 (%)	0 (%)	$0 (0%)	$0 (0%)	$0 (0%)
736 - CO detector activation due to malfunction	9 (0.31%)	0 (%)	0 (0%)	0 (%)	0 (%)	$0 (0%)	$0 (0%)	$0 (0%)
740 - Unintentional transmission of alarm, other	3 (0.1%)	0 (%)	0 (0%)	0 (%)	0 (%)	$0 (0%)	$0 (0%)	$0 (0%)
741 - Sprinkler activation, no fire - unintentional	7 (0.24%)	0 (%)	0 (0%)	0 (%)	0 (%)	$0 (0%)	$0 (0%)	$0 (0%)
743 - Smoke detector activation, no fire - unintentional	39 (1.35%)	0 (%)	0 (0%)	0 (%)	0 (%)	$0 (0%)	$0 (0%)	$0 (0%)
744 - Detector activation, no fire - unintentional	10 (0.35%)	0 (%)	0 (0%)	0 (%)	0 (%)	$0 (0%)	$0 (0%)	$0 (0%)
745 - Alarm system sounded, no fire - unintentional	72 (2.49%)	0 (%)	0 (0%)	0 (%)	0 (%)	$0 (0%)	$0 (0%)	$0 (0%)

©2000-2025 Sansio *Sansio - HealthEMS®*

NFIRS Tally Report

Aurora Fire Department

Agency: Aurora Fire Department | Incident Date: Last Year | NFIRS Tallied Fields: Incident Type

746 - Carbon monoxide detector activation, no CO	12 (0.42%)	0 (%)	0 (0%)	0 (%)	0 (%)	$0 (0%)	$0 (0%)	$0 (0%)
900 - Special type of incident, other	1 (0.03%)	0 (%)	0 (0%)	0 (%)	0 (%)	$0 (0%)	$0 (0%)	$0 (0%)
911 - Citizen complaint	2 (0.07%)	0 (%)	0 (0%)	0 (%)	0 (%)	$0 (0%)	$0 (0%)	$0 (0%)
Incident Type (Total)	2886 (100.00%)	0 (100.00%)	1 (100.00%)	0 (100.00%)	0 (100.00%)	$839,501 (100.00%)	$460,851 (100.00%)	$1,300,352 (100.00%)

©2000-2025 Sansio *Sansio - HealthEMS®*

AURORA FIRE DEPARTMENT

Annual Report 2024

Comparative Vehicle Statistics

Vehicle	Description	Beginning Mileage	Ending Mileage	Total Miles 2024	Total Miles 2023
Engine 1	2004 Emergency-One Pumper	45,965	46,905	940	2,216
Engine 2	2013 Rosenbauer Pumper	18,619	21,517	2,898	1,429
Engine 3	1999 Emergency-One Pumper	42,916	44,537	1,621	2,948
Ladder 1	2021 Rosenbauer Aerial Ladder	4,291	5,044	753	1,069
Squad 1	2018 Ford / Horton Ambulance	106,015	118,577	12,562	4,178
Squad 2	2017 Ford / Horton Ambulance	102,765	116,118	13,353	17,465
Squad 3	2022 Ford / Horton Ambulance	35,134	57,958	22,824	28,522
Car 1	2021 Chevy Traverse	14,620	22,496	7,876	7,102
Car 2	2016 Ford Explorer	44,163	57,458	13,295	7,140
Car 3	2023 Ford F-150 Pick Up	1,753	4,935	3,182	1,753
Car 4	2021 Ford F-250 Pick Up	21,184	30,148	8,964	8,247
Car 5	2010 Ford F-150 Pick Up	56,610	59,735	3,125	3,361

Aurora Emergency Medical Service
2024

Monthly EMS Trainings

Monthly Fire Department EMS training consists of University Hospital coming out monthly on each shift to teach a topic of the month. There is also a monthly online assignment to all members that is from Vector Solutions. This is a program the department purchases that offers many training topics in EMS and fire and is a platform where all members' continuing education is documented and stored.

University Hospitals
Ahuja Medical Center

January

The monthly UH con-ed topic was on the 2024 Protocol Roll-Out. The presentation consisted of three sections. The first section covered the changes for the 2024 Prehospital Care Protocols. The second topic was a quick i-gel tutorial. This is a new airway device being implemented in our care. This will replace an older device being used in the field. The third topic was a review of the Spinal Motion Restriction Protocol.

The monthly Vector assignment for the department was EMS Burn Management. Burn injuries have high mortality rates and can result in lengthy rehabilitation, cosmetic disfigurement, psychosocial problems, and permanent disability. When providing emergency care for these types of injuries, your focus should be on the treatment of life-threatening injuries, even if the actual burn is attention consuming. This course highlights the different types of burn injuries and the appropriate treatment methods to prevent further injury and reduce contamination.

After successfully completing the course, members were able to:

- Define the classifications of burns and describe the characteristics of superficial burns, partial-thickness burns, and full-thickness burns.
- Describe the emergency medical care of a patient with a thermal burn.
- Describe the emergency medical care of patients with chemical, electrical, and inhalation burns.
- Identify other possible burn-related injuries (e.g., chemical burns to the eyes, radiation exposure, hypovolemia) and describe their emergency management.
- The department held Basic Life Support (BLS) renewal course. This certification from American Heart is good for two years. All department members must have a current BLS certification.

February

The monthly UH con-ed topic was Critical Case Scenarios. Dr. Daher presented the topic. It covered tough cases that University Hospital EMS crews have encountered recently in the field. Each scenario reviewed critical and practical events with decision making skills related to the UH protocols. The training ended with reviews of recent EMS calls from our own crews.

The monthly Vector assignment for the department was EMS Response to Mass Casualty Incidents. This course explores the ins and outs of EMS response to a mass casualty incident. Explore how EMS personnel can assess and transport a large number of patients by implementing incident command and using a triage system. After successfully completing this course, members were able to:

- Discuss EMS roles in MCI response.
- Explain Simple Triage and Rapid Treatment.
- Explore MCI treatment and transport considerations.
- Practice triage and MCI response skills.

March

The monthly UH con-ed topic was an overview of mental health in EMS with highlights from the Mental Health Resilience Officer course by NAEMT. Police/Fire/EMS workers have a level of exposure to “traumatic events’ that is two hundred times greater than the general public. A trained mental health resilience officer can help workers engage, recognize, help, navigate and promote resilience in staff that experience stressors.

The monthly Vector assignment for the department was EMS Response to Allergies and Anaphylaxis. The immune system is the human body's defense against foreign organisms, and it is responsible for combating infection. This self-regulating system destroys invading substances that threaten our health. Allergic reactions with a patient must be quickly recognized and treated effectively and have rapid transport to the ED. After successfully completing this course, members were able to:

- Describe the physiology of allergies and anaphylaxis in the body.
- Recognize the signs and symptoms of mild, moderate, and sever cases of allergies and anaphylaxis.
- Explain the procedures for emergency medical treatment of allergic reactions.
- Recall how to treat anaphylaxis.

April

The monthly UH con-ed topic was on pediatric overdoses. Dr. Daher presented the topic. Sick children can be terrifying for a caregiver during an emergency. The course covered:

- Learning the approach to the child with a potential unknown ingestion.
- Knowing the medications that can kill children in small doses.
- Knowing the antidotes/ treatments of certain known medications.
- Knowing how to manage patients with unknown ingestions.
- The training ended with reviews of recent EMS calls from our own crews.

The monthly Vector assignment for the department was Pediatric Seizures. Seizures are encountered commonly when treating pediatric patients, and proper management of pediatric seizures is critically important. The course discussed how to identify types of seizures, how to manage the airway and breath, what neurological and circulatory status to check for, and steps for managing different types of seizures.

May

The monthly UH con-ed topic was Implanted Cardiac Devices. After completing the class, members were able to:

- Discuss the common types of cardiac devices: LVAD, Pacer and AICD.
- For each type of device:
    - Design and function.
    - Complications and troubleshooting.
    - Patient assessment and management.

The monthly Vector assignment for the department was EMS Aquatic Emergencies. After completing this course, members were able to:

- Define drowning and discuss the pathophysiology of drowning events, including the protective function of hypothermia on the drowning victim.

- Discuss the signs and symptoms of a victim of a drowning incident and the appropriate care for the victim based on pathophysiological principles and assessment findings.
- Discuss the laws of pressure and gases as they relate to the SCUBA diver and discuss the ways they affect the diver's condition.

June

The monthly UH con-ed topic was on case studies. Dr. Daher presented the topic. It covered tough cases that University Hospital EMS crews have encountered recently in the field. Each scenario reviewed critical and practical events with decision making skills related to the UH protocols. The training ended with reviews of recent EMS calls from our own crews.

The monthly Vector assignment for the department was a University Hospitals PowerPoint presentation. The fire department is a preceptor site that University Hospitals paramedic students use to meet their infield clinical hours. The objectives of the presentation were:

- Program goals
- Purpose of the internship, including clinical/filed/capstone
- Role of the preceptor
- Responsibilities of the preceptor
- Program evaluation tools
- Grading criteria
- Laws of learning
- Positive vs negative feedback
- Coaching/mentoring
- Team leads

July

The monthly UH con-ed topic was on summer emergencies. Heat related emergencies are of three types: heat cramps, heat exhaustion and heat stroke. Heat stroke, being the worst, needs rapid identification with immediate body cooling measures. Mechanisms for cooling were reviewed. Anaphylaxis is a severe, life-threatening allergic reaction. It can happen in seconds or minutes after being exposed to allergens. Pediatric patients are a major concern due to rising numbers of children that have serous allergic reactions. The final topic was on tranexamic acid (TXA). This medicine helps control bleeding. It is used in a hemorrhagic patient 60 minutes from onset of an injury. TXA can also be used for post-partum hemorrhage.

There was no monthly Vector assignment.



August

The monthly UH con-ed topic was on differentiating delirium versus dementia in the elderly. Dr. Daher presented the topic. Altered mental status is one of the most common presenting symptoms in the elderly population. This presenting condition can be related to delirium, dementia and depression. It is critical to understand the difference in these presenting conditions because they need to be treated differently in the field. The training ended with reviews of recent EMS calls from our own crews.

The monthly Vector assignment for the department was EMS Response to Allergies and Anaphylaxis. The immune system is the human body's defense against foreign organisms, and it is responsible for combating infection. This self-regulating system destroys invading substances that threaten our health. Allergic reactions with a patient must be quickly recognized and treated effectively and have rapid transport to the ED. After successfully completing this course, members were able to:

- Describe the physiology of allergies and anaphylaxis in the body.
- Recognize the signs and symptoms of mild, moderate, and sever cases of allergies and anaphylaxis.
- Explain the procedures for emergency medical treatment of allergic reactions.
- Recall how to treat anaphylaxis.

September

The monthly UH con-ed topic was Pediatric Emergencies: BRUE, Pediatric Burns & Pediatric Drowning. Brief Resolved Unexplained Event (BRUE) is an event occurring in an infant < 1 year old when the observer reports a sudden, brief, and now resolved episode of 1 or more of the following: 1. cyanosis. 2. absent, decreased or irregular breathing. 3. marked change in tone (hyper or hypotonia). 4. altered level of responsiveness.

The monthly Vector assignment for the department on abdominal trauma. Abdominal trauma patients make up a significant number of prehospital emergencies. Care for a patient with abdominal trauma can range from simple interventions like keen observation, intravenous fluid

maintenance, and transport to appropriate faculties. After successfully completing this course, members were able to:

- Analyze the different types of injuries sustained with trauma to the abdomen.
- Identify the different quadrants of the abdomen, the pelvis, and the organs contained within them.
- Discuss how to perform a proper primary and secondary assessment when confronted with eh abdominal trauma patient.
- Generate findings from the assessment and physical exam of the traumatic abdomen.
- Distinguish the types of injuries of the abdomen based on mechanisms of injury (MOI).
- List the organs contained within the abdominal cavity and the associated injuries seen with these organs.
- Explain and implement the various interventions needed for the patient with abdominal trauma.
- Describe treatments to stabilize and manage patients with abdominal trauma.

October

The monthly UH con-ed topic covered two areas of prehospital care. The first topic was Sexual Assault and Domestic Violence Patients: Trauma Informed Care, Strangulation, and Prehospital Care. The objectives of the presentation were:

- Name two ways to give trauma informed care (TIC) to sexual assault, domestic violence, and intimate partner violence (IPV) patients.
- Identify two strangulation injuries.
- Understand the forensic nursing examination.
- Apply one thing that you learned to your practice.

The second topic was on the care of a patient having a stroke. The objectives for this presentation were:

- Review stroke presentations by type.
- Review of prehospital stork protocol.
- Identify posterior circulation stoke signs.
- Recognize how to assist with IV Thrombolysis checklist.
- Identify patients eligible for the Wake-Up Stroke protocol.
- Discuss EMS stroke documentation.

The monthly Vector assignment for the department was Acute Respiratory Distress Syndrome. By the end of the program firefighters were able to:

- Distinguish acute respiratory distress syndrome from other conditions.
- Describe what symptoms to look for when treating a patient with suspected or confirmed ASRDS.

- Mange a patient with acute respiratory distress syndrome in the field.

November

The monthly UH con-ed topic was Cardiology. Dominic Silvestro reviewed the UH STEMI and Chest pain protocols. Additionally, ascending aortic dissection was reviewed in detail. The new Extracorporeal Cardiopulmonary Resuscitation protocol was discussed. This advanced care in the treatment of cardiac arrest is only available at UH Main campus.

The monthly Vector assignment for the department was the implementation of regional triage tags that are used in a mass casualty incident. The new tags are designed to establish initial standardized response framework for mass casualty events within the Northeast Ohio Regional Trauma Network and Northern Ohio Trauma System response areas.

December

The monthly UH con-ed topic was on the 2025 Protocol Rollout which had certain changes and additions. A review of the changes over the past year was also reviewed. The final talk was run reviews conducted by Dr. Daher which included a review on the protocol dealing with administering Ketamine in the field.

On December 1, an online paramedic refresher course was started that will be open for completion over the next three months. This was a department paid program through University Hospitals.

There was no monthly Vector assignment for the month of December.

YTD EMS CALL COMPARISON

YEAR 2023	YEAR 2024
2,256	**2,293**

Aurora Fire Department
Fire and Rescue Trainings for 2024

We at the Aurora Fire Department had a wide variety of training topics that we used to learn new equipment and tactics. As well as hone time proven methods and reviewing our equipment that we currently use. We train to ensure that we as a department can respond in a safe, timely manner, to mitigate an emergency. We also train with our neighboring departments to develop great working relationships and also learn from each other. We are fortunate to have a wide knowledge base from our members and Fire Instructors.

Aurora Fire Department Instructors

Chief Matt McBirney Assistant Chief Shaun Lutz Capt. Ron Matkowski

Lt. Tony Marotta Lt. Dave Horvath Lt. Chris Mullins FF. Matt Levitt FF. Cole

January

In the month of January is when we reviewed our MSA Lunar TIC (Thermal Imaging Camera). This TIC features a PASS Alarm (Personal Alert Safety System), Firefighter to Firefighter Ranging which can be used with the PASS in the TIC to locate the downed firefighter. This particular feature is used when 2 or more TICs are in use, we here at Aurora have 4. Some of our neighbors like Hudson also have the same TICs which also can be used with ours. The TIC also has Edge Detection Enhanced Thermal Imaging. When used it creates a green outline of the images it sees which makes it easier for the user to differentiate between objects and victims. We performed a night drill at our service department utilizing our scene lighting outside the structure and used our TICs to perform a search for a lost firefighter.





Above are FF Schmitz setting up lights for nighttime fire ground operations. Also, FF Burnett used our MSA TIC to locate Will Lovell who was doing paramedic ride time with the department.

Also, in January we had three 8-hour joint Hazmat refresher training sessions at Streetsboro Fire department. This training we reviewed the ERG (Emergency Response Guidebook) as well as identifying, containing, and decontamination process and the role we play as level 1 responders. Below we have FFs Schmitz and Levitt dressing up in level C suits for decontamination of the hazmat technician in a level A suit.





February

In the month of February, we performed our mandatory annual Self Contained Breathing Apparatus or SCBA proficiency. This year we had a timed event of standing at the rear of the engine and getting dressed into our full turnout gear and full SCBA in under two minutes. Two firefighters then went through an obstacle course which consisted of forcible entry of an outward and inward swinging door. We then proceeded to walk to an up and over training prop to simulate if a firefighter needed to climb over an obstacle. That leads to a restricted space training prop which ensures the firefighter can crawl through and remove their SCBA pack while remaining on air to exit the space. The two fighters then entered the Denver Drill prop to fill a down firefighters SCBA that is low on air. After that the two firefighters lift the down firefighter up and out of the window towards the helping hands of other firefighters; at this point the drill is complete. For the purposes of this drill we simulated that we could be on the first floor but it can be done at a second or third story window if needed. We also incorporated a ladder as a high point anchor and using a 4:1 pulley system if the victim was too large or not enough manpower was able to be utilized for a rescue.

Below are FF's Holzman and Burnett forcing a door, climbing over and obstacle, FF Schmitz crawling through a low profile, FF Overholt quick filling a down FF SCBA, and lastly FF,s Holzman, Burnett, Levitt, Schmitz, Mikoch, and Overholt practicing the Denver Drill as well as the use of a 4:1 with a high point anchor using a ladder.








March

In the month of March, we changed and reviewed our Communications and Response Tactics for emergencies that we would be responding to. This is modeled after Blue Card which is an incident command training certification for fire officers who serve in the role as incident commanders. The communications and response tactics are to mitigate any confusion on the fire ground that can potentially cause injuries or unnecessary fire loss. The following is what we reviewed and trained on throughout the year in simulated scenarios on screen and during our Target Hazard Trainings and building walkthroughs.

- OIC (Officer in charge) = “Road” command
- Crew = Task oriented… Fire attack, Search, Vent, etc.
- Engineer = E1, E2, E3, L1, etc.
- 2nd due ensures water supply / FDC
- Arriving units are “vehicle” until assigned then they are “task”
- C.A.N. reports = Conditions, Actions, Needs
- Mayday = (Who) C.A.N. & Location… RADIO DISCIPLINE!!!
- Divisions are levels = Division 1 is ground level, division 2 is 2nd floor, etc…. Roof is Roof
- Sectors are locations = Alpha, Bravo, Charlie, Delta

Also, in the month of March our Target Hazard Training was 824 South Chillicothe Road. The special concern for this structure is that it is essentially 14 condominiums in 5 buildings, and the fire walls are questionable. Also due to the setback and lack of close hydrants, and that the residences are above their garages we deemed this structure a “High Hazard” in our M.A.BA.S. (Mutual Aid Box Alarm System).





Above are A.C. Lutz and L.T. Mullins measuring setbacks and supply hose lengths needed, also a residence above a garage at 824 South Chillicothe Road.

April

In April we practiced estimating hose lengths and house setbacks. We did this at 50’ 100’ 200’ and 300’ using a measuring wheel to ensure accuracy. We did this at open lots as well as inside of our nursing homes to ensure that our apartment packs can reach certain areas if they are ever needed.



Above are Josh Schmitz and Jerod Holzman using a measuring wheel ensuring their estimate is accurate.

May

In the month of May we reviewed our extrication equipment and vehicle stabilization struts and our lifting air bags. We did this in preparation for the month of June which is when we will have a joint training on vehicle extrication with Twinsburg Fire Department.

Below are our battery operated Hurst "Jaws of Life" as well as our Res-Q-Jack struts.





June

For the joint training on vehicle stabilization and extrication we met at Interstate Towing in Twinsburg. This location is great as we are able to have multiple cars on three different days to hone and practice our skills on as well as learn new techniques. Interstate truly helps us out as we are allowed to train in their salvage yard for free and they set the cars per our request for the training. This kind of training is invaluable as we are able to stabilize vehicles and extricate "hose dummies"- victims made from old out of service fire hose from 3-4 cars on each day. Below AFD member Pete Anders is educating and assisting a newer member from TFD using a sawzall to gain entry through the roof of a car. Also, we have AFD members Dan Burnett and Matt Levitt using our Res-Q-Jack Struts to stabilize and lift a vehicle off of a hose dummy. Our members also used "the jaws of life" to force entry into vehicles as well as we used our struts in a technique newer to us- a vehicle tie back which allows the struts to be placed on the frame side of the vehicle giving us more room to work on the patient compartment of the vehicle.






TWINSBURG
FIRE


FIRE




TWINSBURG
FIRE
FIRE

July

In the month of July our Target Hazard for Rotek unfortunately was canceled.
No major training topics were covered in July due to multiple members being off on vacations.

August

For August each shift reviewed our boat, its air chambers and the pressure that they need to be filled to. The starting and operation of the outboard motor. The types of equipment that we have in it. As well as how to hook it up and trailer it to a location.
The Target Hazard was 1119 Aurora Hudson Road, this building was especially important for us this year as we have had new members join our department who have not had a chance to walk through this building and its vast basement which can be confusing at first. We also reviewed the fire alarm panel locations and the sequence to reset them if needed, along with the locations for the fire department connections should we ever have to supply water to the suppression system.

September

For the month of September, the Aurora Fire Department reviewed the NFPA 1410 #1-4 Drills. These drills consisted of pulling a single hose line, to multiple hose lines, to a portable master stream flowing 500 gallons per minute. As well as relay pumping, meaning that a second apparatus would supply water to the first arriving unit. We also added our Ladder truck into the drill for review on setting it up and ensuring if it is being used in a rescue scenario or a suppression scenario, and how to make that change. We reviewed pumping a master stream at 1000 gallons per minute. Throughout these drills we emphasized radio communications from command, to apparatus operator's, to members on the hose line's.
We also reviewed our foam eductor and the pressures that are needed to be flowed to ensure the proper foam concentrate/air/water mixture to create firefighting foam.




L-1
RESCUE



Above are FF's Singleton and Levitt getting ready to relay/supply pump the Ladder truck with Engine 3. Also FF Burnett is using the BlitzFire portable master stream, and lastly we have FF's Holzman, Levitt, Schmitz, Singleton, and Burnett taking turns using the foam eductor as Chief McBirney supervising and helping out with the training that day.

October

In the month of October we reviewed ladders, different techniques on raising and climbing them while carrying tools and working off of them. Single person, two person, or three/four people depending on the size of the ladder. We also reviewed placement of our ladder truck to gain access to some of our commercial buildings in the city. Below is FF Joe McGee climbing to the top of a 28' ladder in full turnout gear while carrying a pike pole to simulate venting a window. Also is FF Mike Crissman operating our ladder truck for placement for gaining roof access on one of our commercial buildings in the city.





November

For the month of November, we reviewed chimney construction, chimney fires and our tactics we use to combat them. We also reviewed Carbon Monoxide and how we handle a CO call.

Below we have a diagram explaining a typical wood fired fireplace and chimney. We also have our chimney extinguishment kit that is carried on each engine of the Aurora Fire Department.

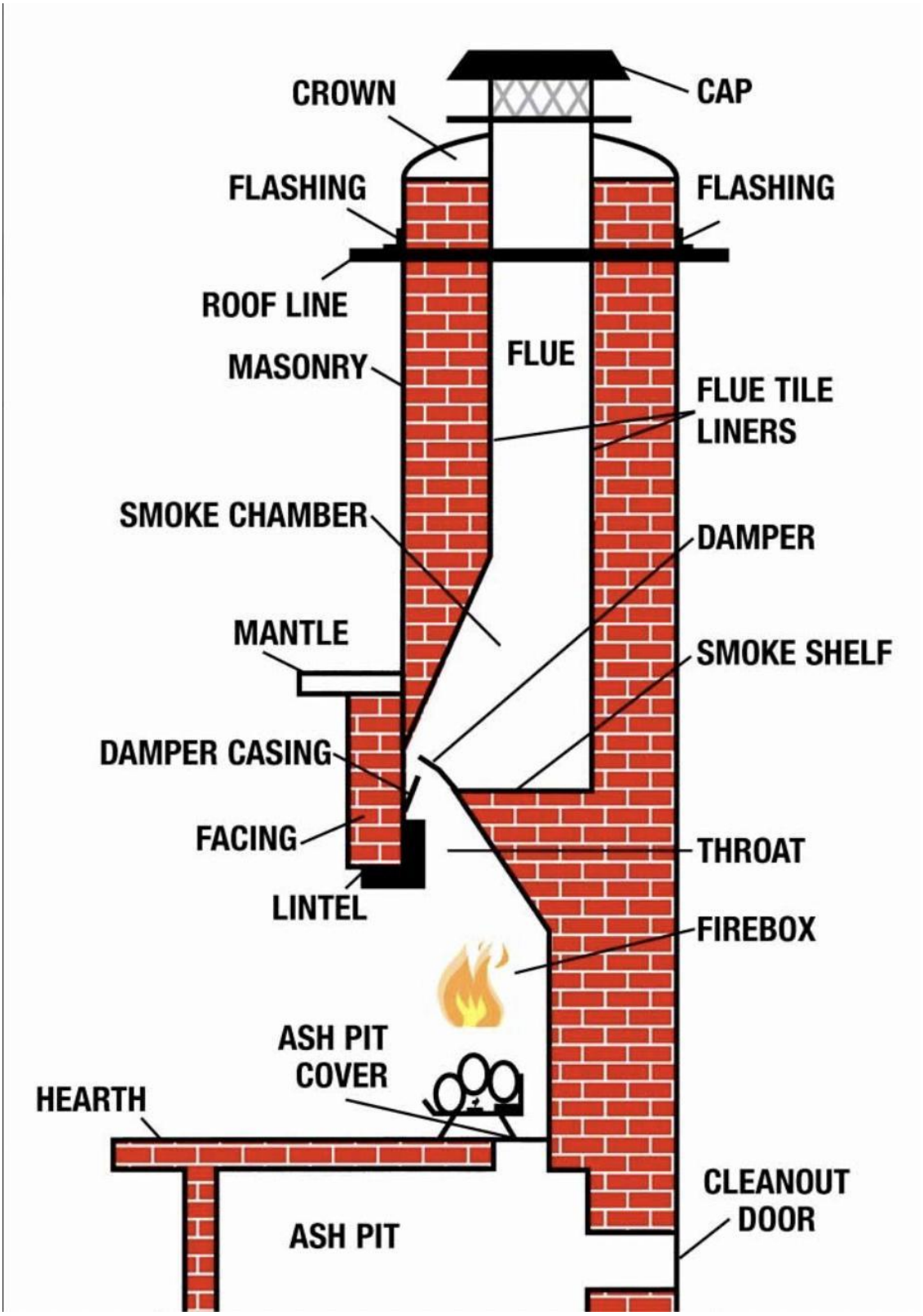




AURORA

Also, in November we had the opportunity to go to Tri-C in Parma and participate in a joint Live Fire training with Streetsboro, Kent, Brimfield, Mantua, and Twinsburg Fire Departments. This training is extremely beneficial as is allows us to train with some of our mutual aid departments but also lets us refine our skills in radio communications, command operations, hose line advancement and fire attack, Vent Enter Search or VES for quick search for possible victims that are trapped in a fire, and transitional fire attack which is a tactic of either defensive to offensive or offensive to defensive depending on how fire operations are developing. We also trained in MAYDAY scenarios and Rapid Intervention Team or RIT to rescue the downed firefighter.

Below is fire fighter Josh Sirk operating as the engineer listening and waiting to hear what hose line and what operational tactic will be used. Once the tactic is chosen, he assist's in deploying the attack line and makes the connection or "catches the hydrant" for a water supply. Members of Streetsboro are in the last picture to the right of our engine after they exit the structure with a second hose line.







December

In the month of December, we reviewed the removal of a Self-Contained Breathing Apparatus of a firefighter who has lost consciousness or has suffered a myocardial infarction. This technique will be incorporated into the January 2025 SCBA proficiency drill.

In closing we had a very successful year of training. Many new topics were covered, and we reviewed some of our timeless techniques. We as a department are looking forward to 2025 for another great year.

FIRE PREVENTION BUREAU

2024 was another busy year for the Fire Prevention Bureau, along with promoting life safety in existing buildings and new construction, the bureau concentrated heavily on building preplans. Over 90 replans were created or updated or created to make sure responding crews have crucial information of the building they are responding to readily available. During the preplan process the building is walked with a building owner/occupant to make sure all life safety systems and issues are addressed.

It is a primary goal of the bureau to partner with business owners/operators to maintain a safe workplace. New commercial construction building plans are reviewed and checked for fire apparatus access and operational placement, proper exits, fire sprinkler systems, fire alarm systems, pre-engineered hood suppression systems, and fire hydrant access and location. On-site inspections are conducted throughout the construction phase to check for code compliance and to witness completion testing of the systems.

Excellent cooperation exists between the Fire, Engineering, and Building Departments in the review, construction, monitoring, and final approval of the occupancy process. Members of the Aurora Fire Prevention Bureau reviewed plans, issued permits, conducted acceptance tests for fire sprinkler systems and fire alarms, and attended final Certificate of Occupancy inspections.

Notable commercial projects with fire protections systems completed this year included a new preschool constructed (Goddard School). A large addition to LayerZero and Advance Innovated Manufacturing along with many renovations for new and existing tenants throughout the city.





Fire Inspectors performed 287 annual fire safety inspections of commercial occupancies in the City of Aurora. One hundred thirty notices of corrective action required were issued and follow-ups were conducted to ensure compliance with the Ohio Fire Code.



The Residential Lock Box Program was instituted in conjunction with the Mayor's Office in 2017. The box contains a key to the resident's home and will allow First Responders to gain entry when a resident cannot make it to a locked door, saving valuable time and damage in an emergency. Twenty-four residents requested boxes this year, bringing the total in circulation to 193.

The Aurora Fire Department continues to provide fire extinguisher training for many area businesses. The training helped employees' knowledge of fire extinguisher use and employers with their safety program and insurance/OSHA requirements. The training system is comprised of a propane fired stainless steel fixture which simulates a fire in a wastepaper basket.



We continue our partnership with The Aurora One Fund Smoke Detector Program in which the One Fund supplies smoke detectors at no charge and the Fire Department installs them in the homes of residents who could not afford them otherwise. This program has benefited many of the residents in our community and allows them a chance to interact with our members in a non-emergency situation.

