City of Athens, Tennessee

CITY OF ATHENS
PROGRESS
ATHENS
MUNICIPAL BUILDING
SINCE 1821
TENNESSEE

Annual Budget
2017 – 2018

CITY OF ATHENS, TENNESSEE
TABLE OF CONTENTS
FISCAL YEAR 2017-2018

VISION STATEMENT 1
INTRODUCTION 2
CITY ORGANIZATION CHART 5

BUDGET SUMMARIES
- Fund Summary 6
- Revenue Summary 8
- Expenditure Summary 9
- Personnel Summary 10

FUND INFORMATION
- General Fund 12
  - Revenue Summary 14
  - Expenditure Summary 16
  - Administration 18
  - Finance 21
  - Human Resources 23
  - Purchasing/Risk Management and Emergency Services 25
  - Community Development 27
  - Police 30
  - Fire 34
  - Parks and Recreation 37
  - Public Works 41
  - Non-Departmental 50

- Debt Service Fund
  - Revenues and Expenditures 51

- Sanitation Fund
  - Revenues and Expenditures 53

- Drug Fund
  - Revenues and Expenditures 56

SCHEDULES AND SUMMARIES
- Budget Ordinance 58
- Property Tax Levy and Rate Information 65
- Fixed Asset Summary 66
- Fleet Management Summary 68
- Debt Service Schedule 69
- Schedule of Interfund Transfers 70

City of Athens, Tennessee

VISION STATEMENT

A DYNAMIC CITY THAT PROVIDES OUTSTANDING QUALITY OF LIFE FOR ITS RESIDENTS, VISITORS, BUSINESSES AND INDUSTRIES.

There are four strategies that proclaim this statement and are listed below:

1. **STRATEGY: Promote an appealing environment for existing and future business and industry.**

2. **STRATEGY: Provide a solid governmental support system that sustains and promotes planned growth and encourages highest value and best uses of development.**

3. **STRATEGY: Embrace and participate in quality educational and cultural opportunities.**

4. **STRATEGY: Promote and develop regional, natural, and cultural resources.**

INTRODUCTION

The City of Athens, Tennessee, incorporated in 1891, is located in the southeastern part of the state, midway between the metropolitan cities of Knoxville and Chattanooga. This unique location affords the citizens of the City of Athens the ability to quickly access the amenities of two metropolitan areas. In addition, its proximity to the mountains of East Tennessee, the Tennessee River, and whitewater rafting makes it attractive to a wide range of individuals. The City of Athens serves a population of 13,458 and occupies a land area of approximately 15 square miles.

The City of Athens operates under the council-manager form of government, as authorized under Chapter 455 of the Private Acts of 1953. The five council members are elected at large. All elections are non-partisan, and the terms are for four years. Elections are held every two years on the first Tuesday in November so that only two or three seats are up for election at any given time. The council members select the Mayor and Vice-Mayor every two years at the council meeting in November, following the election. Policy-making and legislative authority are vested in the council. The council is responsible, among other things, for passing ordinances, adopting the budget, appointing committees, hiring the city manager, and appointing the city attorney and city judge. The city manager is responsible for carrying out the policies and ordinances of the city council, for overseeing the City's day-to-day operations, and for appointing the heads of the various departments.

The City provides a full range of services which include police and fire protection; sanitation services; the construction and maintenance of highways, streets, and infrastructure; recreational activities and cultural events. In addition to general government activities, the governing body appoints the five-member Athens Utilities Board and approves the annual budget and debt issues for the Athens City Schools. The Utilities Board provides power, water, gas and sewer

services to residential, commercial and industrial customers located in Athens and the surrounding area. The Board of Education is responsible for elementary education (K-8th grades) within the City.

The annual budget serves as the foundation for the City of Athens' financial planning and control. The council reviews capital outlay needs each year at their annual retreat in January/February. The finance department compiles budgetary information to be distributed to the departments by February 28. Budget requests are submitted to the finance director in March, at which time the finance department compiles the data and makes revenue estimates. Budget hearings are held in April of each year with the department heads. In early May, the City Manager and/or Director of Finance make a formal balanced budget presentation to the city council.

Athens is a great place to work and has several manufacturers and employers in the area. The City has three industrial parks, two of which still have available land for new facilities. These two parks are located on Interstate 75 at exit 49 and exit 52. Larger industries and employers include: Denso Tennessee, Inc.; Johnson Controls; McMinn County Board of Education; Heil Trailer, International; Dean Foods/Mayfield Dairy Farms, Inc.; Wal-Mart; Starr Regional Medical Center; Thomas & Betts; Dynasty Spas and E&E Manufacturing. These principal employers employ approximately 5,100 employees.

There are a wide variety of recreational activities for the citizens of Athens and for local tourists. Annual special events include the Soap Box Derby, Fishing Derby, July 4 Fireworks, the area's largest Easter Egg Hunt and the nationally recognized Daddy Daughter Dance. The 165 acre Athens Regional Park anchors the park system and includes two lakes, miles of hiking/walking trails, a large playground, baseball, softball, and soccer fields along with a large lake pavilion and the Southeast Tennessee Trade and Conference Center. Many other neighborhood parks are maintained by the City including the downtown Market Park which is home to the farmers market and a summer concert series along with other special events. The USS Charles R. Ware DD-865 calls Athens its final home port and the City hosts the ship reunion every three years and maintains Veterans Park, home to the Charles R. Ware memorial, the veteran's brick walk and monuments in honor and in memory of the area veterans.

The City retired the 2004 loan in May of 2017 and is currently debt free. This budget includes a 1½% across the board salary increase for all full-time employees and paying the full cost of individual coverage for employee health insurance. The city council and city board of education have had numerous meetings concerning renovating existing facilities or constructing new school buildings. Discussions are still ongoing and no decisions have been made on which course of action to take; therefore, no funding for either of these items has been included in the current budget request.

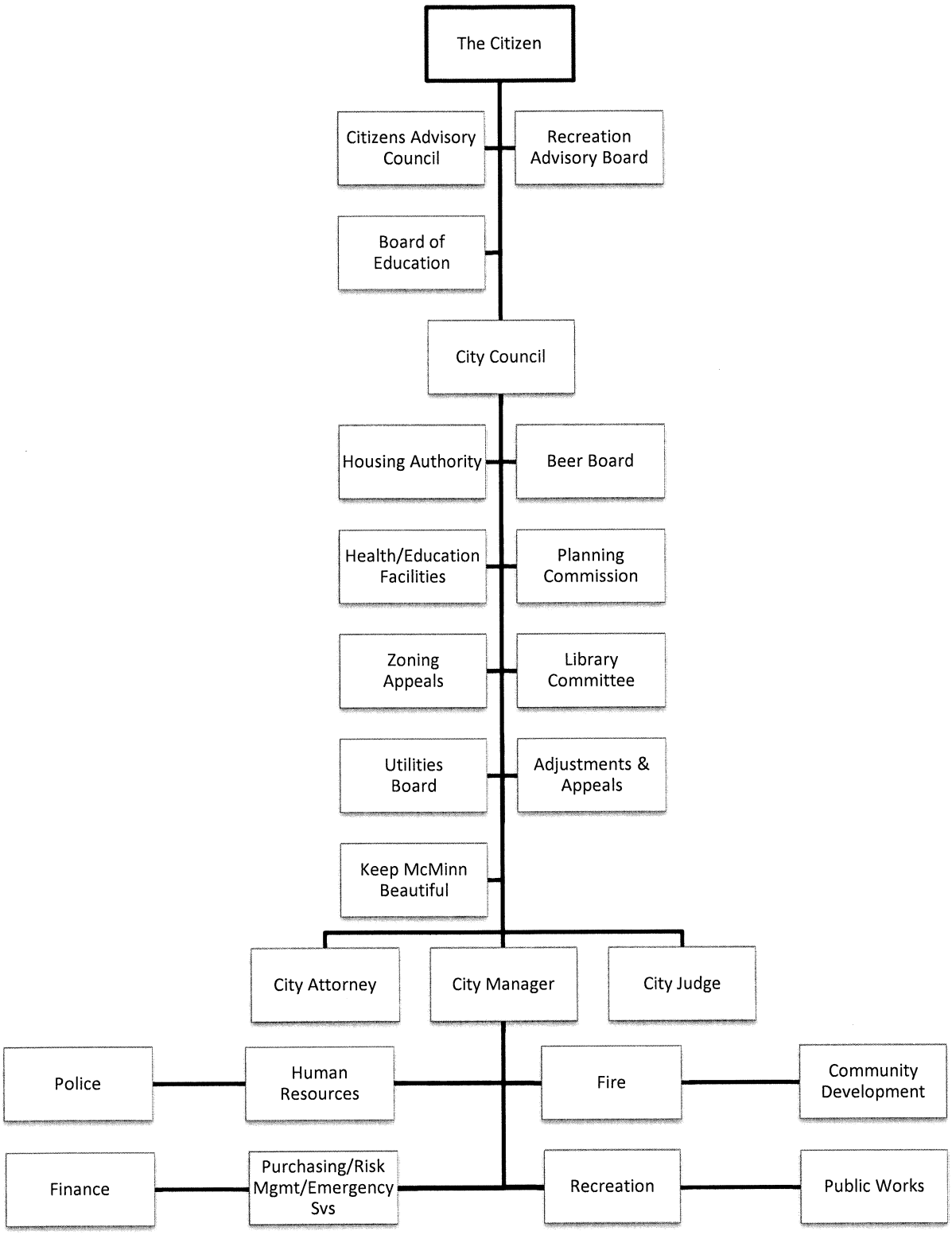
The Citizen
Citizens Advisory Council
Recreation Advisory Board
Board of Education
City Council
Housing Authority
Beer Board
Health/Education Facilities
Planning Commission
Zoning Appeals
Library Committee
Utilities Board
Adjustments & Appeals
Keep McMinn Beautiful
City Attorney
City Manager
City Judge
Police
Human Resources
Fire
Community Development
Finance
Purchasing/Risk Mgmt/Emergency Svs
Recreation
Public Works

CITY OF ATHENS, TENNESSEE
FUND SUMMARY
FISCAL YEAR 2017-2018

FUND	OPENING BALANCE 7/1/17	BUDGETED REVENUE	SUB-TOTAL	BUDGETED EXPENDITURES	ENDING BALANCE 6/30/18
GENERAL FUND	6,220,000	14,720,000	20,940,000	14,720,000	6,220,000
SANITATION FUND	1,500,000	920,000	2,420,000	920,000	1,500,000
DRUG FUND	225,000	20,000	245,000	20,000	225,000
TOTAL ALL FUNDS	7,945,000	15,660,000	23,605,000	15,660,000	7,945,000

CITY OF ATHENS, TENNESSEE
FUND SUMMARY
FISCAL YEAR 2017-2018

Budgeted Revenues

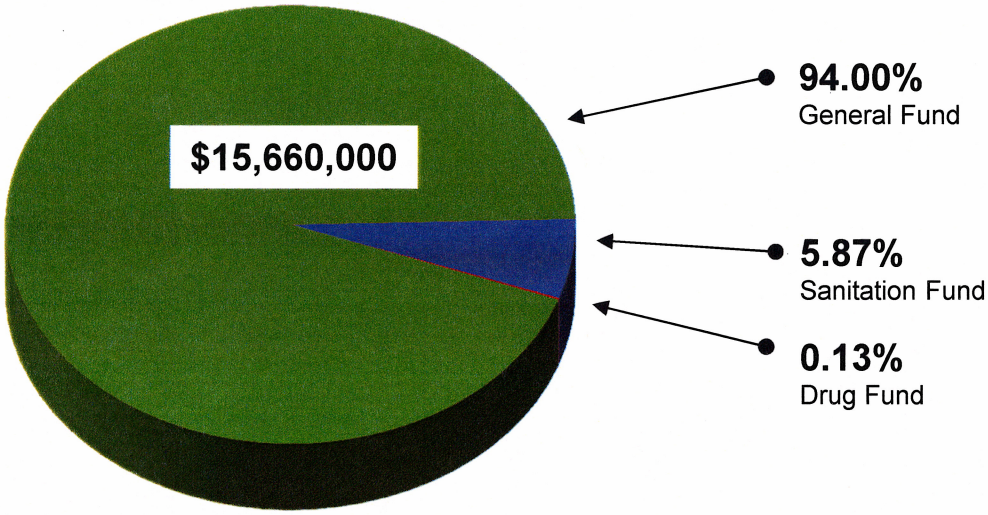

Budgeted Expenditures

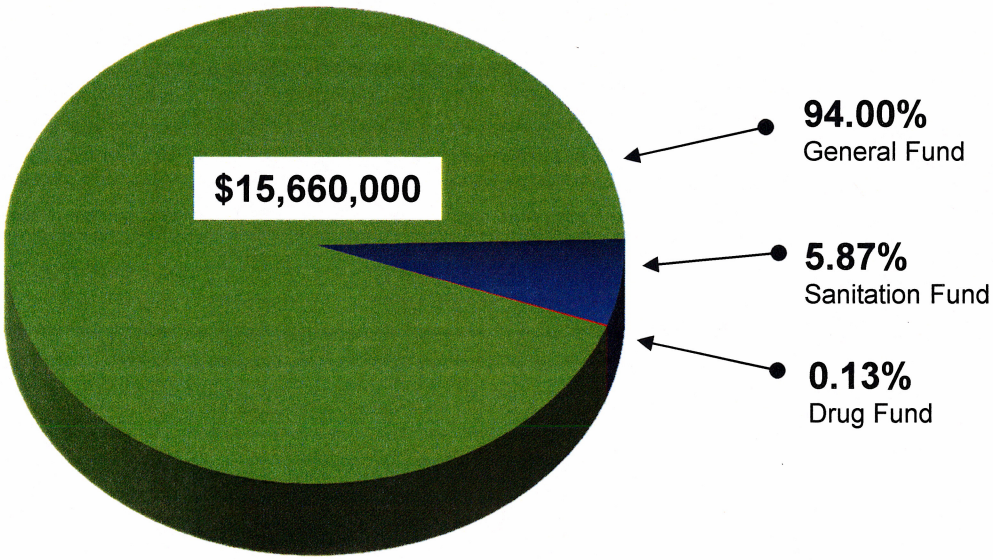

CITY OF ATHENS, TENNESSEE
REVENUE SUMMARY
FISCAL YEAR 2017-2018

REVENUES	ACTUAL 2014-2015	ACTUAL 2015-2016	ESTIMATED 2016-2017	BUDGETED 2017-2018
General Fund				
Taxes	10,694,530	12,835,624	12,319,000	12,502,000
Intergovernmental Revenues	1,886,977	1,962,408	1,786,000	1,821,000
Charges For Services	320,065	262,808	249,000	236,000
Fines and Forfeits	470,265	493,339	461,000	121,000
Interest	5,703	16,892	10,000	20,000
Miscellaneous	30,602	60,263	20,000	20,000
TOTAL GENERAL FUND	13,408,142	15,631,334	14,845,000	14,720,000
DEBT SERVICE FUND				
Interest	3,164	7,507	5,000	0
Intergovernmental Revenues	790,000	1,215,000	790,000	0
TOTAL DEBT SERVICE FUND	793,164	1,222,507	795,000	0
SANITATION FUND				
Charges For Services	903,115	941,686	904,500	918,500
Interest	295	1,156	500	1,500
TOTAL SANITATION FUND	903,410	942,842	905,000	920,000
DRUG FUND				
Fines and Forfeits	29,882	34,850	22,000	20,000
Interest	186	419	0	0
TOTAL DRUG FUND	30,068	35,269	22,000	20,000
TOTAL REVENUES	15,134,784	17,831,952	16,567,000	15,660,000

CITY OF ATHENS, TENNESSEE
EXPENDITURE SUMMARY
FISCAL YEAR 2017-2018

EXPENDITURES	ACTUAL 2014-2015	ACTUAL 2015-2016	ESTIMATED 2016-2017	BUDGETED 2017-2018
GENERAL FUND				
Administration	3,591,146	3,575,306	3,668,700	3,636,200
Finance	433,962	441,521	417,600	432,600
Human Resources	205,923	201,283	236,200	195,400
Purchasing/Risk Mgmt & Emergency Svs	457,843	446,698	501,700	522,500
Community Development	361,917	351,285	338,800	475,900
Police	2,703,436	2,533,234	2,691,700	2,584,300
Fire	1,919,974	1,845,494	1,921,700	1,925,000
Parks And Recreation	956,091	985,544	1,074,400	1,310,100
Public Works	2,356,496	2,573,520	3,104,200	3,268,000
Non-Departmental	790,000	1,715,000	890,000	370,000
TOTAL GENERAL FUND	13,776,788	14,668,885	14,845,000	14,720,000
DEBT SERVICE FUND	1,972,099	790,106	3,708,000	0
SANITATION FUND	794,728	765,330	905,000	920,000
DRUG FUND	46,930	64,244	22,000	20,000
TOTAL EXPENDITURES	16,590,545	16,288,565	19,480,000	15,660,000

CITY OF ATHENS, TENNESSEE
PERSONNEL SUMMARY
FISCAL YEAR 2017-2018

DEPARTMENT	2014-2015 BUDGET FT	PT	S	2015-2016 BUDGET FT	PT	S	2016-2017 BUDGET FT	PT	S	2017-2018 BUDGET FT	PT	S
ADMINISTRATION	2			2			2			2		
FINANCE	5			5			5			5		
HUMAN RESOURCES	2			2			2			2		
PURCHASING/RISK MGMT & EMERGENCY SVS												
Administration	1			1			1			1		
Communication	0			0			0			0		
COMMUNITY DEVELOPMENT												
Administration	2			2			2			2		
Codes Enforcement	2			2			2			3		
POLICE												
Administration	3			3			4			3		
Patrol	27			27			26			27		
Detectives	3			3			3			3		
FIRE												
Administration	1			1			1			1		
Prevention	0	(***)		0	(***)		0	(***)		0	(***)	
Suppression	21	(**)		21	(**)		21	(**)		21	(**)	
PARKS AND RECREATION												
Administration	2			2			2			2		
Maintenance	5		7	5		7	5		7	6		7
Swimming Pools	0		5	0		5	0		5	0		5
Program Planning	2		(*)	2		(*)	2		(*)	2		(*)

CITY OF ATHENS, TENNESSEE
PERSONNEL SUMMARY
FISCAL YEAR 2017-2018

DEPARTMENT	2014-2015 BUDGET FT	PT	S	2015-2016 BUDGET FT	PT	S	2016-2017 BUDGET FT	PT	S	2017-2018 BUDGET FT	PT	S
PUBLIC WORKS												
Administration	3			3			3			3		
Traffic Control	2			2			2			2		
Street Maintenance	4			5			5			5		
Street Construction	4			5			5			5		
Street Cleaning	9			9			9			9		
Fleet Maintenance	3			3			3			3		
Sanitation	5			5			5	2		5	2	
Animal Control	1	2		1	2		1	2		1	2	
TOTAL PERSONNEL	109	2	12	111	2	12	111	4	12	113	4	12

FT - Full -Time
PT - Part-Time
S - Seasonal

(*) No specified number of positions are maintained. Number of employees varies based upon programs offered.

(**) 12 volunteer firemen positions are maintained. These provide part-time assistance during periods of vacation, illness, etc. by full-time employees.

(***) This position is an authorized position that is vacant and unfunded

CITY OF ATHENS, TENNESSEE
GENERAL FUND BUDGET
FISCAL YEAR 2017-2018

The General Fund is the primary fund of the City of Athens. It is used to account or for resources traditionally associated with government which are not required legally or by sound financial management to be accounted for in another fund.

Budgeted Revenues

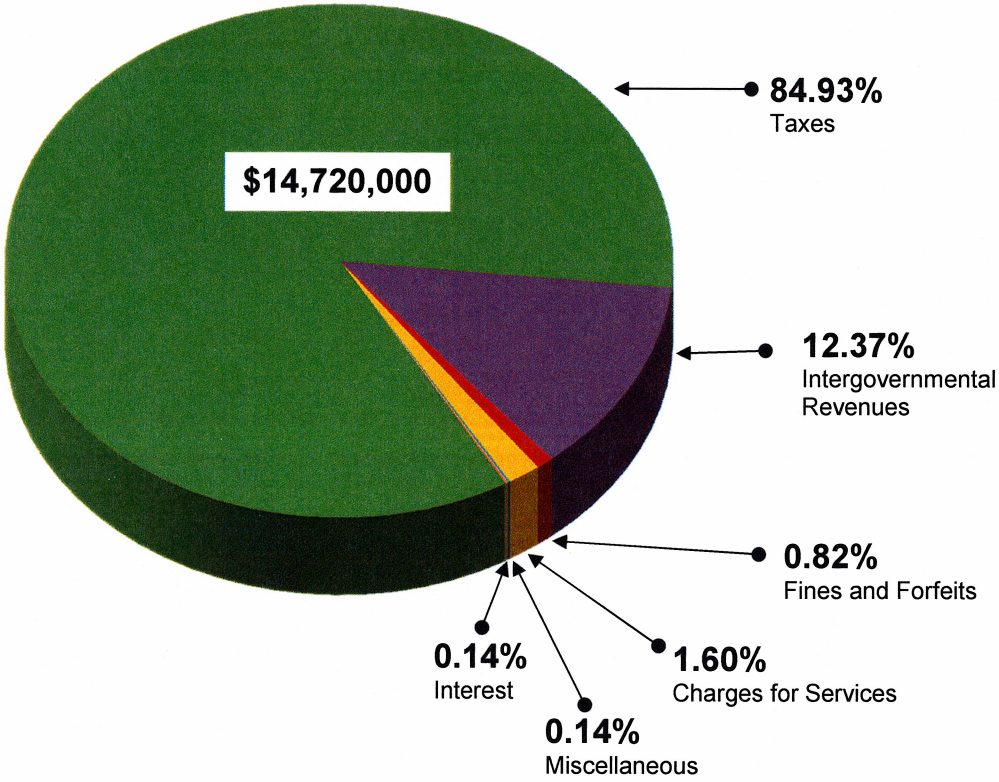

CITY OF ATHENS, TENNESSEE
GENERAL FUND BUDGET
FISCAL YEAR 2017-2018

Budgeted Expenditures

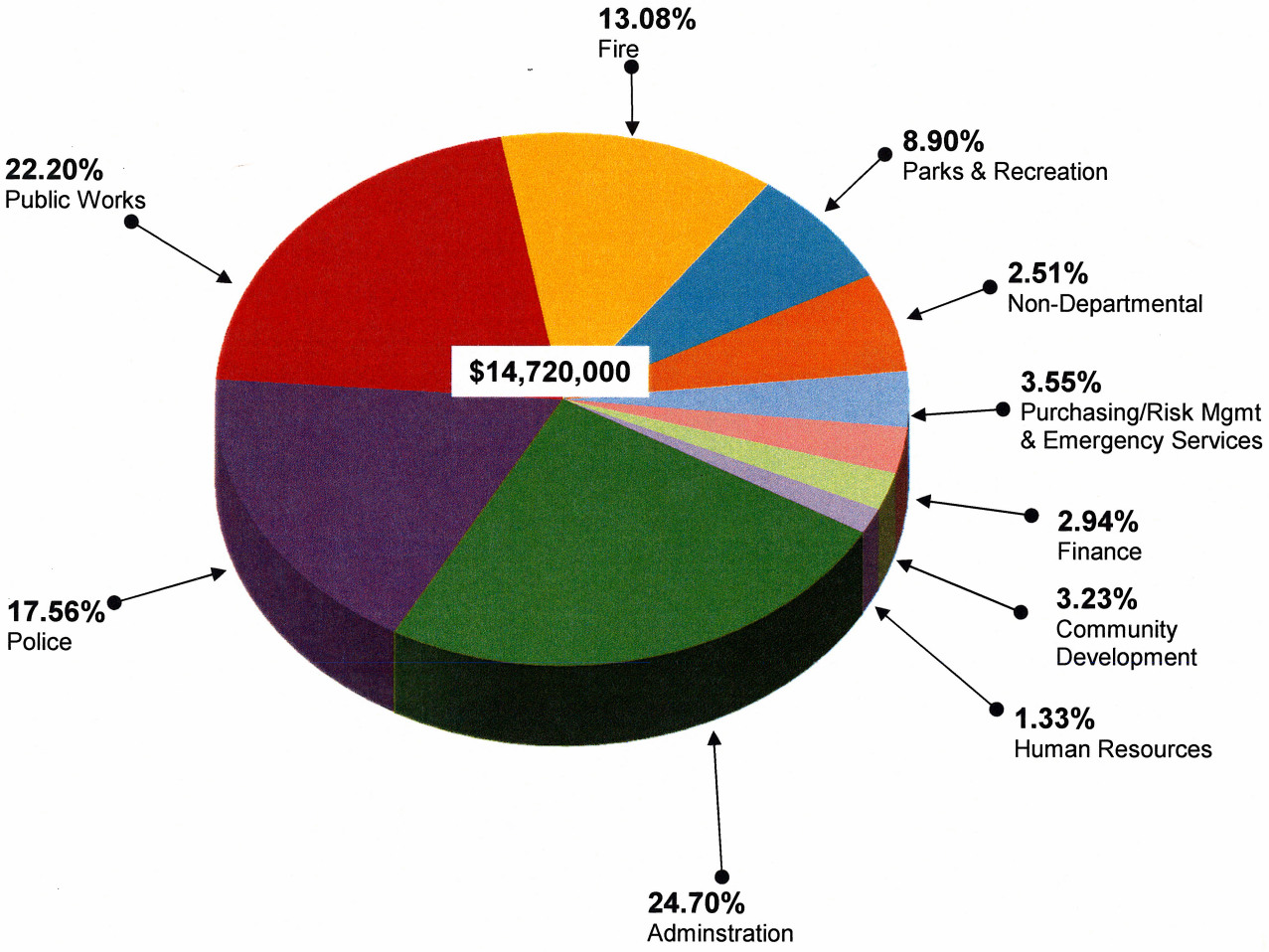

CITY OF ATHENS, TENNESSEE
GENERAL FUND REVENUE SUMMARY
FISCAL YEAR 2017-2018

REVENUES	ACTUAL 2014-2015	ACTUAL 2015-2016	ESTIMATED 2016-2017	BUDGETED 2017-2018
TAXES				
Current Property Taxes	4,104,942	5,599,695	5,175,000	5,250,000
Prior Year Property Taxes	114,590	96,626	160,000	120,000
Delinquent Taxes-Clerk & Master	44,021	93,414	70,000	70,000
Public Utilities	91,153	124,017	90,000	90,000
Penalty and Interest	34,634	65,793	35,000	40,000
AUB Electric	696,562	713,334	710,000	710,000
AUB Gas	203,741	228,673	220,000	260,000
Local 2% Sales Tax	4,121,597	4,391,883	4,400,000	4,450,000
Local Beer Tax	504,260	499,443	500,000	490,000
Wholesale Liquor Tax	0	148,667	120,000	180,000
Business Licenses	366,053	427,006	452,000	462,000
Cable TV Franchise Fees	173,483	192,185	182,000	180,000
TVA Payments in Lieu of Tax	156,125	158,074	155,000	150,000
TVA Impact Payments	40,722	41,224	0	0
Athens Housing Authority	42,647	55,590	50,000	50,000
TOTAL TAXES	10,694,530	12,835,624	12,319,000	12,502,000
INTERGOVERNMENTAL REVENUES				
State: Law/Fire Supplements	28,800	26,400	32,000	32,000
State: Sales Tax	1,031,615	1,089,938	1,100,000	1,130,000
State: Income Tax	207,910	193,500	100,000	80,000
State: Beer Tax	6,437	6,571	6,000	6,000
State: Mixed Drink Tax	46,390	49,832	40,000	45,000
State: Gasoline Inspection Tax	27,468	27,387	28,000	28,000
State: Excise Tax	57,011	91,808	40,000	40,000
State: Gas & Motor Fuel Tax	353,311	370,799	355,000	370,000
Reimb: Other Governments	79,982	67,515	70,000	70,000
Reimb: Highway Maintenance	22,428	24,945	15,000	20,000
Reimb: Other	1,667	0	0	0
Grants: Police	23,958	11,395	0	0
Grants: Other	0	2,318	0	0
TOTAL INTERGOVERNMENTAL REVENUES	1,886,977	1,962,408	1,786,000	1,821,000

CITY OF ATHENS, TENNESSEE
GENERAL FUND REVENUE SUMMARY
FISCAL YEAR 2017-2018

REVENUES	ACTUAL 2014-2015	ACTUAL 2015-2016	ESTIMATED 2016-2017	BUDGETED 2017-2018
CHARGES FOR SERVICES				
Taxi/Wrecker Permits	1,040	560	1,000	1,000
Beer Permits	16,012	12,167	12,000	10,000
Animal Control Fees	2,845	2,575	3,000	3,000
Building Permits & Fees	123,053	76,459	65,000	65,000
Accident Report Charges	666	330	1,000	1,000
Repair Damages - AUB	40,029	30,971	25,000	25,000
Sale of Cemetery Lots	10,960	9,200	7,000	7,000
Pools: Ingleside	14,221	11,145	10,000	10,000
Concessions	31,101	28,981	40,000	30,000
Adult Sports Activities	0	610	0	0
General Classes	39,928	48,220	50,000	50,000
Youth Sports Activities	33,745	36,233	30,000	30,000
Lease/Rental: Shelters/Ballfields	6,465	5,357	5,000	4,000
TOTAL CHARGES FOR SERVICES	320,065	262,808	249,000	236,000
FINES AND FORFEITS				
Court Fines - State Charges	47,540	47,644	60,000	20,000
Court Fines	387,067	403,170	400,000	100,000
Drug Fines	29,883	34,850	0	0
Beer Code Fines/Penalties	3,250	6,000	0	0
False Alarm Fees	2,525	1,675	1,000	1,000
TOTAL FINES AND FORFEITS	470,265	493,339	461,000	121,000
INTEREST	5,703	16,892	10,000	20,000
MISCELLANEOUS				
Sale of City Property	365	7,885	0	0
Insurance Recoveries	3,769	15,593	0	0
Miscellaneous	26,468	36,785	20,000	20,000
TOTAL MISCELLANEOUS	30,602	60,263	20,000	20,000
TOTAL GENERAL FUND REVENUES	13,408,142	15,631,334	14,845,000	14,720,000

CITY OF ATHENS, TENNESSEE
GENERAL FUND EXPENDITURE SUMMARY
FISCAL YEAR 2017-2018

DEPARTMENT/DIVISION	ACTUAL 2014-2015	ACTUAL 2015-2016	ESTIMATED 2016-2017	BUDGETED 2017-2018
ADMINISTRATION				
City Manager's Office	284,967	279,752	311,900	319,000
City Council	49,278	49,440	56,500	51,900
City Judge	12,918	12,918	13,000	13,000
City Attorney	21,867	26,211	20,000	30,000
Special Appropriations	310,900	301,300	321,300	321,300
Athens City Schools	2,421,000	2,437,600	2,421,000	2,421,000
Athens Utilities Board	490,216	468,085	525,000	480,000
TOTAL ADMINISTRATION	3,591,146	3,575,306	3,668,700	3,636,200
FINANCE	433,962	441,521	417,600	432,600
HUMAN RESOURCES	205,923	201,283	236,200	195,400
PURCHASING/RISK MGMT & EMERGENCY SVS				
Administration	91,341	94,217	94,700	114,100
City Hall	137,766	118,755	167,700	165,100
Communications	228,736	233,726	239,300	243,300
TOTAL PURCH/RISK MGMT & EMER SVS	457,843	446,698	501,700	522,500
COMMUNITY DEVELOPMENT				
Administration	151,883	148,326	141,300	166,300
Codes Enforcement	181,413	172,891	168,300	280,400
Cemeteries	28,621	30,068	29,200	29,200
TOTAL COMMUNITY DEVELOPMENT	361,917	351,285	338,800	475,900
POLICE				
Administration	394,252	337,362	384,700	298,000
Patrol	2,074,755	2,016,800	2,065,200	2,044,000
Detective	234,429	179,072	241,800	242,300
TOTAL POLICE	2,703,436	2,533,234	2,691,700	2,584,300

CITY OF ATHENS, TENNESSEE
GENERAL FUND EXPENDITURE SUMMARY
FISCAL YEAR 2017-2018

DEPARTMENT/DIVISION	ACTUAL 2014-2015	ACTUAL 2015-2016	ESTIMATED 2016-2017	BUDGETED 2017-2018
FIRE				
Administration	120,489	117,309	113,600	115,700
Prevention	13,573	10,380	15,700	19,100
Suppression	1,785,912	1,717,805	1,792,400	1,790,200
TOTAL FIRE	1,919,974	1,845,494	1,921,700	1,925,000
PARKS AND RECREATION				
Administration	208,620	208,653	207,400	213,800
Maintenance	455,588	497,086	572,000	795,900
Swimming Pools	36,809	29,013	37,700	36,600
Program Planning	255,074	250,792	257,300	263,800
TOTAL PARKS AND RECREATION	956,091	985,544	1,074,400	1,310,100
PUBLIC WORKS				
Administration	243,327	216,346	232,600	256,500
Traffic Control	181,215	158,427	251,000	271,800
Street Maintenance	371,812	653,057	932,300	928,000
Street Construction	344,386	424,007	506,900	561,400
Street Cleaning	810,163	737,523	792,800	826,400
Fleet Maintenance	294,979	277,662	269,400	300,700
Animal Control	110,614	106,498	119,200	123,200
TOTAL PUBLIC WORKS	2,356,496	2,573,520	3,104,200	3,268,000
NON-DEPARTMENTAL	790,000	1,715,000	890,000	370,000
TOTAL GENERAL FUND EXPENDITURES	13,776,788	14,668,885	14,845,000	14,720,000

CITY OF ATHENS, TENNESSEE
ADMINISTRATION DEPARTMENT

The City Manager Division consists of two employees. The City Manager is responsible for the day to day operations of the city and is hired by the City Council. All department heads report directly to the City Manager. This division is responsible for preparation of the agendas for the City Council meetings and coordinating activities of the council members.

The City Council Division records all of the expenditures pertaining to the council members. The five council members are elected for four year terms with elections held every two years. Two or three positions are open for election every two years. The Mayor and Vice-Mayor are selected for two year terms by the council members at the first council meeting following the election. The council maintains active participation in the Tennessee Municipal League and National League of Cities, organizations that assist cities and leaders in meeting the needs of their citizens.

The City Judge Division consists of the Judge who is hired by the City Council. The Judge maintains court for violations of city codes and ordinances. The majority of cases in municipal court are for traffic offenses.

The City Attorney Division records expenditures for the legal fees for the city. The attorney is selected by the City Council and handles most legal matters for the city.

The Special Appropriations Division consists of funding to agencies that are not under the control of the city, but provide benefits to the city. Many of these receive funding from both the City and McMinn County.

The Athens City Schools Division is the funding provided by the city for operations of the school system. Beginning in 1984, the City Council and the School Board agreed that 45% of the local option sales tax revenue would be given to the Schools for their funding from the City. However, since the 2009 – 2010 fiscal year, due to State of Tennessee Maintenance of Effort requirements, the Schools Division funding was not decreased when sales tax revenue went down. This resulted in a greater percentage than the 45% being given. Currently the schools receive approximately 55% of the total sales tax received by the City. In addition to this, the schools may request additional funding for capital needs. The City has been paying $790,000 annually into its Debt Service Fund since the inception of a school renovation project (2004) to facilitate payment on the debt through May, 2017.

The Athens Utilities Board Division is for the cost of operating street lights.

CITY OF ATHENS, TENNESSEE
GENERAL FUND EXPENDITURES
FISCAL YEAR 2017-2018

ADMINISTRATION	ACTUAL 2014-2015	ACTUAL 2015-2016	ESTIMATED 2016-2017	BUDGETED 2017-2018
CITY MANAGER'S OFFICE				
Salaries	150,804	154,852	180,000	134,000
Fica	11,053	11,356	14,600	11,500
Group Life & Health Insurance	18,410	18,494	22,000	22,000
Retirement	55,152	44,158	30,000	25,000
Workers Compensation Insurance	786	805	1,000	800
Employee Education & Training	356	266	800	1,000
Disability Insurance	568	580	700	600
Deferred Compensation	18,422	18,220	18,600	2,700
Freight & Delivery Service	0	32	100	100
Printing	605	793	800	1,000
Publicity/Subscriptions/Dues	7,197	5,688	8,300	7,700
Telephone	453	653	1,000	1,200
Travel	14,640	13,917	14,200	16,000
Office Supplies	1,033	903	1,200	1,200
Gasoline & Diesel	0	0	200	0
Contracted Services	0	0	7,000	7,000
Liability Insurance	1,732	2,112	2,400	2,200
Industrial Development	1,370	1,295	3,000	75,000
Public Relations	2,386	5,628	6,000	10,000
TOTAL CITY MANAGER'S OFFICE	284,967	279,752	311,900	319,000
CITY COUNCIL				
Salaries	15,068	15,130	16,000	16,000
Fica	1,252	1,235	1,400	1,400
Publicity/Subscriptions/Dues	12,687	14,338	15,600	13,000
Travel	13,541	12,161	15,100	15,100
Other Operating Supplies	266	542	700	700
Contracted Services	5,292	5,000	5,500	5,500
Strategic Vision Summit	162	250	200	200
Election	1,010	784	2,000	0
TOTAL CITY COUNCIL	49,278	49,440	56,500	51,900

CITY OF ATHENS, TENNESSEE
GENERAL FUND EXPENDITURES
FISCAL YEAR 2017-2018

ADMINISTRATION	ACTUAL 2014-2015	ACTUAL 2015-2016	ESTIMATED 2016-2017	BUDGETED 2017-2018
CITY JUDGE				
Salaries	12,000	12,000	12,000	12,000
Fica	918	918	1,000	1,000
TOTAL CITY JUDGE	12,918	12,918	13,000	13,000
CITY ATTORNEY				
Legal Services	21,867	26,211	20,000	30,000
TOTAL CITY ATTORNEY	21,867	26,211	20,000	30,000
SPECIAL APPROPRIATIONS				
Chamber of Commerce	4,900	0	0	0
Economic Development Authority	35,000	35,000	35,000	35,000
Juvenile Services	66,000	66,000	66,000	66,000
Tri-County Center	10,000	10,000	10,000	10,000
Senior Citizens	18,000	18,000	18,000	18,000
Rescue Squad	4,000	4,000	4,000	4,000
Athens Area Arts Council	11,000	11,000	11,000	11,000
Keep McMinn Beautiful	8,000	8,000	8,000	8,000
Living Heritage Museum	5,000	5,000	5,000	5,000
E.G. Fisher Library	144,300	144,300	144,300	144,300
E.G. Fisher Library Capital Fund	4,700	0	0	0
Mainstreet	0	0	20,000	20,000
TOTAL SPECIAL APPROPRIATIONS	310,900	301,300	321,300	321,300
ATHENS CITY SCHOOLS	2,421,000	2,437,600	2,421,000	2,421,000
ATHENS UTILITIES BOARD				
Street Lighting	490,216	468,085	525,000	480,000
TOTAL ADMINISTRATION	3,591,146	3,575,306	3,668,700	3,636,200

CITY OF ATHENS, TENNESSEE
FINANCE DEPARTMENT

The Finance Department consists of five employees, including the director. The department is responsible for collecting all revenues, including property taxes, business licenses, and commercial sanitation charges. The department is also responsible for paying all invoices, processing payroll, investing city funds, grant reimbursement requests, all financial reporting for the city and assisting the City Manager with the budget preparation.

CITY OF ATHENS, TENNESSEE
GENERAL FUND EXPENDITURES
FISCAL YEAR 2017-2018

FINANCE	ACTUAL 2014-2015	ACTUAL 2015-2016	ESTIMATED 2016-2017	BUDGETED 2017-2018
Salaries	229,945	237,232	242,000	246,000
Fica	15,964	16,645	19,000	20,000
Group Life & Health Insurance	19,379	19,504	25,000	33,000
Retirement	83,931	65,906	37,200	36,200
Workers Compensation Insurance	589	604	700	700
Employee Education & Training	360	851	900	900
Disability Insurance	875	891	900	1,000
Deferred Compensation	3,840	3,979	4,800	5,000
Freight & Delivery Service	24	22	0	0
Printing	4,259	4,205	4,800	4,800
Publicity/Subscriptions/Dues	1,890	2,345	2,700	3,300
Telephone	397	339	500	500
Audit Services	24,150	28,205	25,000	26,000
Travel	3,326	3,000	3,600	5,400
Office Supplies	1,448	1,112	4,200	4,200
Contracted Services	15,675	25,019	15,700	15,000
Liability Insurance	2,186	2,532	3,100	3,100
Bank Service Charges	1,891	2,545	2,500	2,500
Fixed Assets	23,833	26,585	25,000	25,000
TOTAL FINANCE	433,962	441,521	417,600	432,600

CITY OF ATHENS, TENNESSEE
HUMAN RESOURCES DEPARTMENT

The Human Resources Department has a staff of two full time employees – a director and an assistant. This department coordinates human resource functions for all city departments to ensure there is compliance with personnel related laws such as the American with Disabilities Act, Family Medical Leave Act, Equal Employment Opportunity laws, Fair Labor Standard Act guidelines, Patient Protection and Affordable Care Act (PPACA), and the City of Athens Personnel Rules and Regulations. This department organizes the professional development of employees through job training, performance evaluations, and goal setting. In addition, the department directs the employment hiring process through recruiting, interviewing, selecting and retention. To attract and retain professional employees, the department maintains a competitive compensation plan and administers the employee benefit program that includes health, life, and disability insurance, as well as vacation, sick and holiday leave, retirement, and wellness. The department writes and publishes the employee newsletter, maintains all personnel files, verifies time and attendance, and mediates employee issues.

CITY OF ATHENS, TENNESSEE
GENERAL FUND EXPENDITURES
FISCAL YEAR 2017-2018

HUMAN RESOURCES	ACTUAL 2014-2015	ACTUAL 2015-2016	ESTIMATED 2016-2017	BUDGETED 2017-2018
Salaries	109,474	117,568	136,600	98,000
Fica	4,207	8,323	10,400	8,500
Group Life & Health Insurance	8,165	8,669	13,000	13,000
Retirement	8,154	33,490	24,300	20,800
Workers Compensation Insurance	41,317	403	500	500
Unemployment Insurance	4,330	2,962	15,000	10,000
Employee Education & Training	342	249	1,000	3,000
Disability Insurance	414	426	500	500
Deferred Compensation	1,501	1,547	2,300	2,000
Freight & Delivery Service	0	0	100	100
Printing	303	0	300	300
Publicity/Subscriptions/Dues	1,483	1,264	2,100	2,100
Telephone	429	462	500	500
Travel	2,399	2,128	2,800	4,100
Office Supplies	737	637	1,200	2,000
Contracted Services	9,149	9,227	9,500	10,200
Liability Insurance	1,732	2,112	2,400	2,400
Activities	11,787	11,816	13,700	17,400
TOTAL HUMAN RESOURCES	205,923	201,283	236,200	195,400

CITY OF ATHENS, TENNESSEE
PURCHASING/RISK MANAGEMENT AND EMERGENCY SERVICES DEPARTMENT

The Administration Division, also known as Purchasing/Risk Management, consists of one employee and is under the direction of the City Manager. This division is responsible for issuance of purchase orders, issuing contracts, all bidding requirements and updating and maintaining the City web site. Property insurance and assistance in handling property loss claims are also the responsibility of this division.

The City Hall Division reports all expenditures for the municipal building that are not allocated to other departments or divisions.

The Communications Division is now contracted with the McMinn County E-911 Center effective January 1, 2012. This contract provides for emergency and non-emergency dispatching for the police and fire departments.

CITY OF ATHENS, TENNESSEE
GENERAL FUND EXPENDITURES
FISCAL YEAR 2017-2018

PURCHASING/RISK MGMT & EMERG SVS	ACTUAL 2014-2015	ACTUAL 2015-2016	ESTIMATED 2016-2017	BUDGETED 2017-2018
ADMINISTRATION				
Salaries	54,593	56,229	58,000	58,000
Fica	3,957	3,736	4,400	4,600
Group Life & Health Insurance	3,993	6,145	9,200	9,200
Retirement	22,429	18,925	12,300	12,100
Workers Compensation Insurance	393	403	500	500
Employee Education & Training	709	1,955	1,800	1,800
Disability Insurance	206	212	300	300
Deferred Compensation	0	0	1,100	1,100
Freight & Delivery Service	80	0	100	100
Printing	1,012	1,002	500	500
Publicity/Subscriptions/Dues	1,309	2,112	1,600	1,600
Telephone	388	378	400	400
Travel	475	842	2,000	1,600
Office Supplies	201	250	300	300
Gasoline & Diesel	15	139	100	100
Contracted Services	0	0	0	20,000
Liability Insurance	1,581	1,889	2,100	1,900
TOTAL ADMINISTRATION	91,341	94,217	94,700	114,100
CITY HALL				
Postage & Box Rent	11,736	6,689	12,000	7,000
Utilities	39,040	35,864	42,800	42,300
Telephone	14,857	15,000	15,800	15,800
Repairs & Maintenance	10,680	9,352	25,500	25,500
Copier Supplies	3,634	2,455	3,500	3,500
Other Operating Supplies	3,401	3,030	4,800	4,800
Contracted Services	48,761	41,082	57,100	61,000
Liability Insurance	5,657	5,283	6,200	5,200
TOTAL CITY HALL	137,766	118,755	167,700	165,100
COMMUNICATIONS				
Contracted Services	228,736	233,726	239,300	243,300
TOTAL COMMUNICATIONS	228,736	233,726	239,300	243,300
TOTAL PURCHASING/RISK MGMT & EMERG SVS	457,843	446,698	501,700	522,500

CITY OF ATHENS, TENNESSEE
COMMUNITY DEVELOPMENT DEPARTMENT

The Administration Division consists of two employees. The director is responsible for overseeing all functions of the department. The primary responsibilities are to create and enforce development standards and assist prospective businesses and developers. This includes maintaining Building Codes, Housing Codes, Historical District, Tax Increment Financing Applications, Subdivision Regulations, Flood Data, the Official Zoning Map and the Zoning Code. The Community Development employees provide staff support to the Athens Municipal-Regional Planning Commission, the Athens Historical Planning Commission, the City of Athens Cemetery Association, the Athens Board of Zoning Appeals and the Athens Board of Adjustments & Appeals.

The Codes Enforcement Division consisted of two employees through 2017, but added a third employee for the 2018 budget. This is for a second codes enforcement officer. The codes enforcement officers are responsible for enforcing municipal codes relating to property. This includes condemnation of substandard structures, high grass and public nuisance issues. The building inspector is responsible for the enforcement of building, electrical, plumbing and mechanical codes. This begins with the inspection of plans prior to issuing a building permit, issuing the permit, and inspections until final completion of the building.

The Cemeteries Division reports expenditures related to operating three cemeteries for which the city is responsible. This consists of selling lots and overseeing the general maintenance.

CITY OF ATHENS, TENNESSEE
GENERAL FUND EXPENDITURES
FISCAL YEAR 2017-2018

COMMUNITY DEVELOPMENT	ACTUAL 2014-2015	ACTUAL 2015-2016	ESTIMATED 2016-2017	BUDGETED 2017-2018
ADMINISTRATION				
Salaries	92,527	95,594	97,000	99,000
Fica	6,492	6,747	7,800	8,600
Group Life & Health Insurance	8,303	7,733	9,100	14,700
Retirement	33,458	27,081	14,000	14,000
Workers Compensation Insurance	589	604	700	700
Employee Education & Training	370	200	800	800
Disability Insurance	346	360	400	400
Deferred Compensation	1,514	1,559	1,900	2,000
Freight & Delivery Service	19	12	100	100
Printing	0	23	0	100
Publicity/Subscriptions/Dues	943	1,566	1,600	1,800
Telephone	386	366	400	800
Athens Historical Commission	0	0	100	15,000
Travel	4,778	3,824	4,600	4,600
Office Supplies	426	608	500	600
Liability Insurance	1,732	2,049	2,300	2,100
Fixed Assets	0	0	0	1,000
TOTAL ADMINISTRATION	151,883	148,326	141,300	166,300

CITY OF ATHENS, TENNESSEE
GENERAL FUND EXPENDITURES
FISCAL YEAR 2017-2018

COMMUNITY DEVELOPMENT	ACTUAL 2014-2015	ACTUAL 2015-2016	ESTIMATED 2016-2017	BUDGETED 2017-2018
CODES ENFORCEMENT				
Salaries	102,600	106,844	109,600	166,000
Fica	7,606	7,868	9,100	9,100
Group Life & Health Insurance	10,992	8,550	11,200	12,000
Retirement	38,323	30,718	16,000	16,000
Workers Compensation Insurance	3,928	4,529	4,900	4,900
Employee Education & Training	120	79	800	1,500
Disability Insurance	375	389	400	500
Deferred Compensation	1,460	1,494	2,100	2,100
Printing	335	168	200	300
Publicity/Subscriptions/Dues	347	553	600	1,000
Telephone	307	549	1,000	1,500
R&M Motor Vehicle & Equip	0	0	0	500
Travel	9,895	9,400	10,200	1,200
Equipment Rental	3,350	0	0	20,000
Clothing & Uniforms	0	0	0	1,200
Other Operating Supplies	174	81	200	200
Gasoline & Diesel	0	0	0	5,000
Operation of Motor Vehicles	0	0	0	500
Contracted Services	1,300	1,300	1,500	3,500
Liability Insurance	301	369	500	400
Fixed Assets	0	0	0	33,000
TOTAL CODES ENFORCEMENT	181,413	172,891	168,300	280,400
CEMETERIES				
Other Operating Supplies	570	2,219	1,800	1,800
Contracted Services	27,300	27,222	26,700	26,700
Liability Insurance	131	120	200	200
Cost of Gravesites	620	507	500	500
TOTAL CEMETERIES	28,621	30,068	29,200	29,200
TOTAL COMMUNITY DEVELOPMENT	361,917	351,285	338,800	475,900

CITY OF ATHENS, TENNESSEE
POLICE DEPARTMENT

The Administration Division is made up of three employees. The Chief of Police is responsible for planning, organizing, and directing the functional areas within the department. The secretary provides office support to departmental activities including records. The records clerk provides office support to departmental activities including maintenance of City Court records.

The Patrol Division is made up of twenty-seven full-time officers. The patrol division is responsible for patrol activities including civil/criminal complaints, criminal investigations, crash investigations, traffic enforcement and the enforcement of municipal violations as well as state criminal violations.

The Detective Division is made up of three officers. The detective division is responsible for the investigation of crimes reported by the department and the public. Investigations include personal and property crimes, drug and alcohol violations, vice and undercover violations and the prosecution of those arrested.

CITY OF ATHENS, TENNESSEE
GENERAL FUND EXPENDITURES
FISCAL YEAR 2017-2018

POLICE	ACTUAL 2014-2015	ACTUAL 2015-2016	ESTIMATED 2016-2017	BUDGETED 2017-2018
ADMINISTRATION				
Salaries	174,949	164,835	187,400	147,600
Fica	12,132	11,258	14,900	12,000
Group Life & Health Insurance	19,548	16,252	19,000	19,000
Retirement	66,273	53,137	32,000	28,000
Workers Compensation Insurance	785	805	900	900
Employee Education & Training	100	280	900	900
Disability Insurance	589	592	700	700
Deferred Compensation	1,586	1,634	3,200	2,900
Postage & Box Rent	122	100	100	100
Freight & Delivery Service	50	123	300	300
Printing	4,321	2,069	5,000	5,000
Publicity/Subscriptions/Dues	200	275	200	300
Telephone	819	822	900	900
Travel	4,962	4,754	6,700	6,700
Office Supplies	5,016	1,648	4,500	3,500
Contracted Services	48,826	22,377	38,600	38,100
Liability Insurance	5,400	5,733	6,000	5,000
Public Relations	632	3,024	3,200	5,900
State Charges - Court	47,540	47,644	60,000	20,000
Police Benefit Fund	402	0	200	200
TOTAL ADMINISTRATION	394,252	337,362	384,700	298,000

CITY OF ATHENS, TENNESSEE
GENERAL FUND EXPENDITURES
FISCAL YEAR 2017-2018

POLICE	ACTUAL 2014-2015	ACTUAL 2015-2016	ESTIMATED 2016-2017	BUDGETED 2017-2018
PATROL				
Salaries	1,061,595	1,098,453	1,162,100	1,172,100
Overtime	41,441	47,745	40,000	50,000
Fica	75,219	79,928	90,000	91,000
Group Life & Health Insurance	113,700	91,568	140,000	171,000
Retirement	396,433	335,134	205,000	199,000
Workers Compensation Insurance	34,685	39,490	42,000	42,000
Employee Education & Training	9,290	9,414	11,000	11,000
Disability Insurance	3,759	3,927	4,700	4,700
Deferred Compensation	10,021	9,400	22,000	22,000
Publicity/Subscriptions/Dues	359	312	500	400
Utilities	909	906	1,000	1,000
Telephone	6,068	6,679	6,800	8,800
Repairs & Maintenance	726	8,908	9,000	7,500
Travel	3,296	3,225	4,000	4,000
Clothing & Uniforms	5,562	10,866	7,000	7,000
Professional Supplies	13,389	15,281	15,500	14,300
Other Operating Supplies	7,406	21,209	11,100	11,100
Gasoline & Diesel	58,716	38,218	80,000	68,000
Operation of Motor Vehicles	16,415	30,562	19,500	19,600
Fleet Management	85,000	85,000	85,000	85,000
Contracted Services	7,571	9,620	9,000	7,500
Liability Insurance	38,545	38,145	40,000	38,000
DAG Expenditures	0	3,380	0	0
Fixed Assets	84,650	29,430	60,000	9,000
TOTAL PATROL	2,074,755	2,016,800	2,065,200	2,044,000

CITY OF ATHENS, TENNESSEE
GENERAL FUND EXPENDITURES
FISCAL YEAR 2017-2018

POLICE	ACTUAL 2014-2015	ACTUAL 2015-2016	ESTIMATED 2016-2017	BUDGETED 2017-2018
DETECTIVES				
Salaries	115,385	89,169	139,800	140,800
Overtime	6,937	1,364	5,500	3,000
Fica	7,645	6,441	10,800	10,900
Group Life & Health Insurance	15,885	10,889	21,000	18,000
Retirement	52,516	42,136	20,000	26,100
Workers Compensation Insurance	4,910	5,032	5,400	5,400
Employee Education & Training	1,175	1,255	2,000	2,000
Disability Insurance	430	343	600	600
Deferred Compensation	987	1,285	2,800	2,800
Publicity/Subscriptions/Dues	1,150	300	500	500
Telephone	39	644	100	1,900
Repairs and Maintenance	0	0	1,000	1,000
Travel	1,392	90	1,000	1,000
Office Supplies	271	402	0	0
Clothing & Uniforms	1,500	1,000	1,500	1,500
Professional Supplies	1,000	85	500	800
Other Operating Supplies	1,514	271	1,500	1,500
Gasoline & Diesel	5,025	2,094	7,000	4,000
Operation of Motor Vehicles	553	539	2,300	2,500
Fleet Management	12,000	12,000	12,000	12,000
Liability Insurance	4,115	3,733	6,500	4,000
Lab Fees	0	0	0	2,000
TOTAL DETECTIVES	234,429	179,072	241,800	242,300
TOTAL POLICE	2,703,436	2,533,234	2,691,700	2,584,300

CITY OF ATHENS, TENNESSEE
FIRE DEPARTMENT

The Administration Division consists of the Fire Chief, who is responsible for all operations in the Fire Department. The Chief and the Police Chief coordinate with other emergency services within the county for providing emergency management services within the city. This division also coordinates with the Local Emergency Planning Committee and the McMinn County E-911 user committee.

The Fire Prevention Division accounts for the items related to the Certified State Fire Inspectors who are full-time employees in the Suppression Division and who are responsible for all aspects of the department related to fire inspections. This consists of inspections of new and existing structures, plans review, and public relations for the department. Interaction by the entire department with local residents, especially the elementary schools, is involved with these services.

The Fire Suppression Division consists of twenty-one full-time employees. There are also approximately twelve volunteers that assist during fire calls and in providing relief staff when a fire shift is not at full staff (vacations, sick leave, etc.). There are two fire stations in the city. This division assists in fire prevention and maintaining fire hydrants. The City has an ISO rating of 2.

CITY OF ATHENS, TENNESSEE
GENERAL FUND EXPENDITURES
FISCAL YEAR 2017-2018

FIRE	ACTUAL 2014-2015	ACTUAL 2015-2016	ESTIMATED 2016-2017	BUDGETED 2017-2018
ADMINISTRATION				
Salaries	76,957	79,262	81,100	82,600
Fica	5,691	5,745	6,200	7,000
Group Life & Health Insurance	118	99	200	200
Retirement	28,083	22,433	12,000	12,000
Workers Compensation Insurance	589	604	700	700
Employee Education & Training	624	1,343	1,300	1,300
Disability Insurance	278	284	300	300
Deferred Compensation	1,414	1,414	1,600	1,600
Freight & Delivery Service	0	110	200	200
Printing	0	0	300	300
Publicity/Subscriptions/Dues	180	339	600	600
Telephone	776	767	900	900
Repairs & Maintenance	133	0	500	500
Travel	514	246	600	600
Office Supplies	1,296	1,213	1,500	1,500
Clothing & Uniforms	85	147	300	300
Professional Supplies	271	13	300	300
Gasoline & Diesel	1,616	1,340	1,800	1,800
Operation of Motor Vehicles	230	14	1,000	1,000
Liability Insurance	1,634	1,936	2,200	2,000
TOTAL ADMINISTRATION	120,489	117,309	113,600	115,700
PREVENTION				
Employee Education & Training	978	1,568	2,100	2,100
Publicity/Subscriptions/Dues	0	0	300	300
Telephone	0	0	0	1,300
Travel	1,608	930	2,900	2,900
Professional Supplies	502	523	500	500
Operation of Motor Vehicles	117	856	200	0
Fleet Management	3,000	3,000	3,000	3,000
Liability Insurance	290	307	400	400
Public Relations	3,075	3,196	6,300	6,500
Fixed Assets	4,003	0	0	2,100
TOTAL PREVENTION	13,573	10,380	15,700	19,100

CITY OF ATHENS, TENNESSEE
GENERAL FUND EXPENDITURES
FISCAL YEAR 2017-2018

FIRE	ACTUAL 2014-2015	ACTUAL 2015-2016	ESTIMATED 2016-2017	BUDGETED 2017-2018
SUPPRESSION				
Salaries	871,454	870,283	914,200	904,200
Overtime	11,049	10,703	12,000	15,000
Fica	62,999	63,954	69,000	69,000
Group Life & Health Insurance	62,091	49,322	90,000	134,000
Retirement	307,945	251,717	146,000	140,000
Workers Compensation Insurance	21,875	26,165	28,000	28,000
Employee Education & Training	8,879	15,848	14,600	16,000
Disability Insurance	2,855	2,696	3,500	3,200
Deferred Compensation	9,870	8,978	17,000	16,500
Utilities	7,905	7,897	9,100	9,200
Telephone	2,177	2,326	2,600	2,600
Repairs & Maintenance	71,523	68,464	51,400	51,400
Travel	2,440	552	1,200	1,200
Office Supplies	480	209	700	700
Clothing & Uniforms	19,486	25,383	25,500	32,000
Safety Supplies	4,447	2,870	2,000	2,000
Hazardous Materials Supplies	430	1,064	1,600	1,600
Professional Supplies	383	1,566	3,100	4,000
Other Operating Supplies	6,320	6,479	10,900	20,300
Breathing Equipment	5,768	4,776	4,000	4,000
Gasoline & Diesel	18,891	14,673	20,000	20,000
Operation of Motor Vehicles	5,407	12,185	16,500	16,500
Fleet Management	245,000	245,000	245,000	245,000
Contracted Services	4,169	3,003	5,000	15,800
Liability Insurance	13,714	21,308	15,000	22,000
Fixed Assets	18,355	384	84,500	16,000
TOTAL FIRE SUPPRESSION	1,785,912	1,717,805	1,792,400	1,790,200
TOTAL FIRE	1,919,974	1,845,494	1,921,700	1,925,000

CITY OF ATHENS, TENNESSEE
PARKS AND RECREATION DEPARTMENT

The Administration Division consists of two employees. The director oversees all operations of the department. This division is responsible for other activities such as the Education and Government Channel 95 and assisting with the City's web site. This division also works with the Athens Parks Foundation to raise private funds and with state and federal sources for obtaining grant funds.

The Maintenance Division consists of six full-time employees and numerous seasonal employees for maintaining park properties. The sixth employee was added for the 2018 budget. The employees are responsible for routine and preventative maintenance for all park buildings and grounds as well as providing support for recreation programs.

The Pool Division is responsible for the operation of the city swimming pool. Seasonal lifeguards are hired each summer for this. This division includes all utilities, chemicals and equipment to operate the pool, located near Ingleside School.

The Program Planning Division is the recreation part of the department. Two full-time employees and numerous seasonal employees are utilized to provide community education classes, sporting activities and special events.

CITY OF ATHENS, TENNESSEE
GENERAL FUND EXPENDITURES
FISCAL YEAR 2017-2018

PARKS AND RECREATION	ACTUAL 2014-2015	ACTUAL 2015-2016	ESTIMATED 2016-2017	BUDGETED 2017-2018
ADMINISTRATION				
Salaries	114,452	118,771	121,000	124,000
Overtime	962	727	1,600	1,600
Fica	7,749	7,879	9,700	10,500
Group Life & Health Insurance	14,744	15,370	19,000	19,000
Retirement	41,640	34,092	20,200	20,300
Workers Compensation Insurance	491	503	600	700
Employee Education & Training	140	3,223	1,800	1,500
Disability Insurance	328	447	500	500
Deferred Compensation	815	840	2,200	2,400
Freight & Delivery Service	55	27	300	300
Printing	1,127	671	500	500
Publicity/Subscriptions/Dues	1,713	1,199	1,400	1,500
Telephone	539	699	600	700
Repairs & Maintenance	2,213	65	1,000	1,000
Travel	7,582	9,516	10,500	10,800
Office Supplies	2,489	1,348	2,400	2,400
Other Operating Supplies	826	704	1,000	1,000
Operation of Motor Vehicles	145	504	1,500	1,500
Fleet Management	2,700	2,700	2,700	2,700
Contracted Services	5,544	6,658	4,800	5,500
Liability Insurance	2,366	2,710	2,900	2,900
Fixed Assets	0	0	1,200	2,500
TOTAL ADMINISTRATION	208,620	208,653	207,400	213,800

CITY OF ATHENS, TENNESSEE
GENERAL FUND EXPENDITURES
FISCAL YEAR 2017-2018

PARKS AND RECREATION	ACTUAL 2014-2015	ACTUAL 2015-2016	ESTIMATED 2016-2017	BUDGETED 2017-2018
MAINTENANCE				
Salaries	167,328	174,651	193,000	212,000
Overtime	7,030	6,872	8,000	11,400
Fica	11,619	12,307	15,000	19,000
Group Life & Health Insurance	19,978	21,125	27,000	37,000
Retirement	54,543	46,221	27,600	39,000
Workers Compensation Insurance	4,286	4,663	4,900	7,000
Disability Insurance	394	553	600	800
Deferred Compensation	702	1,273	2,200	0
Utilities	26,818	24,721	29,700	44,000
Telephone	754	1,165	1,400	2,800
Repairs & Maintenance	22,118	36,772	52,000	120,700
Equipment Rental	203	160	800	800
Agriculture & Horticulture Supplies	8,605	7,769	7,500	6,000
Janitorial Supplies	7,200	5,095	6,500	6,500
Clothing & Uniforms	2,724	2,521	3,500	4,000
Other Operating Supplies	7,826	7,714	14,400	19,900
Sand & Salt	0	3,787	7,000	8,700
Gasoline & Diesel	13,046	7,178	17,500	17,500
Operation of Motor Vehicles	8,915	2,302	7,500	7,500
Fleet Management	27,500	27,500	32,400	32,400
Contracted Services	40,370	44,371	62,800	65,100
Liability Insurance	9,288	9,322	10,400	8,500
Maintenance Projects	6,798	0	18,000	113,000
Downtown Beautification	6,452	6,450	9,000	9,000
Fixed Assets	1,091	42,594	13,300	3,300
TOTAL MAINTENANCE	455,588	497,086	572,000	795,900

CITY OF ATHENS, TENNESSEE
GENERAL FUND EXPENDITURES
FISCAL YEAR 2017-2018

PARKS AND RECREATION	ACTUAL 2014-2015	ACTUAL 2015-2016	ESTIMATED 2016-2017	BUDGETED 2017-2018
SWIMMING POOLS				
Salaries	14,512	10,821	17,000	17,000
Fica	1,029	905	1,300	1,300
Workers Compensation Insurance	884	906	1,000	1,000
Utilities	2,305	1,806	2,200	2,200
Telephone	237	244	300	300
Repairs & Maintenance	1,551	2,897	1,700	1,700
Chemicals	6,815	4,864	5,500	5,500
Clothing & Uniforms	784	708	1,000	1,000
Other Operating Supplies	525	229	600	600
Contracted Services	526	123	700	700
Liability Insurance	4,801	5,510	6,400	5,300
Fixed Assets	2,840	0	0	0
TOTAL SWIMMING POOLS	36,809	29,013	37,700	36,600
PROGRAM PLANNING				
Salaries	89,440	92,578	109,500	104,500
Overtime	4,468	4,982	5,800	6,200
Fica	6,595	6,473	9,200	9,000
Group Life & Health Insurance	12,235	10,595	14,500	12,000
Retirement	33,150	26,806	17,700	16,000
Workers Compensation Insurance	2,258	2,616	2,800	2,800
Disability Insurance	211	296	400	400
Deferred Compensation	0	0	1,600	1,600
Advertising	1,197	2,537	2,000	4,500
Telephone	161	198	300	1,300
Athletic Officials	9,385	7,841	12,500	12,500
Program Expenses	57,612	59,256	30,000	30,000
Concession Supplies	18,848	17,795	27,000	27,000
Recreation Supplies	5,670	8,568	10,000	10,000
Contracted Services	5,078	3,125	4,500	6,500
Liability Insurance	5,949	5,489	7,500	6,300
Athens Area Youth Council	1,437	1,137	1,500	1,500
Fourth Of July	500	500	500	5,000
Fixed Assets	880	0	0	6,700
TOTAL PROGRAM PLANNING	255,074	250,792	257,300	263,800
TOTAL PARKS AND RECREATION	956,091	985,544	1,074,400	1,310,100

CITY OF ATHENS, TENNESSEE
PUBLIC WORKS DEPARTMENT

The Administrative Division of Public Works consists of three employees; the director, secretary and GIS technician. This division manages all the functions of public works and is responsible for protecting the residents of Athens from manmade and natural environments of the City through the inspection and enforcement of ordinances, policies, issuing permits, processing reports and providing the administrative services for the other divisions of public works. Requests for services are initiated through this division and routed to the appropriate personnel. The GIS technician is responsible for maintaining all of the Geographic Information Services and assists all departments within the city.

The Traffic Control Division consists of two employees. Its primary responsibility is to promote the safety of traffic in Athens by maintaining and repairing signal lights, installing and maintaining signs, making signs and marking streets. They also assist with temporary street closures and perform various traffic studies including traffic counts, speed studies, classification studies, and turn studies.

The Street Maintenance Division consists of five employees. This division is responsible for the safety and maintenance of the roadways throughout Athens. The division maintains roads through pothole patching, repairing utility cuts, crack sealing, building driveway aprons and assessing which roads need to be resurfaced, replaced, or rejuvenated. This division also is responsible for the cleaning of our storm water system including catch basins, ditches, and culverts.

The Street Construction Division consists of five employees. Its primary purpose is to construct roads, drainage systems, and walkways. The division routinely maintains or builds drainage ditches and installs or repairs sidewalks and curbs. The employees assist other divisions on occasion with heavy equipment operators. They load mulch and help with the maintenance of storm water structures. They also conduct inspections of both existing sites and those under construction to insure that the storm water policy is being followed and that roads, drainage structures, curbs, and sidewalks are built correctly and according to city specifications.

The Street Cleaning Division consists of nine employees. The primary purpose of this division is to promote the health and sanitation of Athens by street sweeping and flushing, picking up litter and mowing. The division is also responsible for cleaning sidewalks, brush pick up, leaf pick up, and the removal of snow and ice. The division trims trees and vegetation around signs and intersections to improve safety on city streets.

The Fleet Maintenance Division is made up of three employees. The primary purpose and responsibilities of this division is to repair and maintain all city owned equipment and vehicles including city school buses and to perform preventative maintenance on all equipment. This division also builds and fabricates various metal devices for all city departments and maintains the inventory of tires, parts, and fluids for all departments. This division conducts various inspections including vehicle safety inspections, building inspections, and generator inspections and maintenance. The foreman of this division serves on the accident review committee, and assists in the replacement of equipment and vehicles purchased through the fleet management fund.

CITY OF ATHENS, TENNESSEE
PUBLIC WORKS DEPARTMENT (CONT.)

The Animal Control Division is made up of one full-time and two part-time employees. The division's primary purpose is to enforce the animal control ordinances through issuing citations, educating the public, removing unwanted or stray animals, picking up dead animals from streets, investigating animal cruelty cases, trapping nuisance animals, euthanizing animals, managing the animal control shelter, overseeing adoptions, and caring for animals brought into the animal shelter. This division also works closely with the McMinn Regional Humane Society, the Tennessee Wildlife Resource Officer, and our local veterinarians to promote the health and control the population of animals within the city.

The Sanitation Division is made up of five full-time and two part-time employees. This division's primary function is to promote the cleanliness and public health of Athens through residential and commercial garbage collection. The division manages several related services including the recycling program, pride car program and other cleanup events including picking up litter. The operations of this division are recorded in the sanitation fund.

CITY OF ATHENS, TENNESSEE
GENERAL FUND EXPENDITURES
FISCAL YEAR 2017-2018

PUBLIC WORKS	ACTUAL 2014-2015	ACTUAL 2015-2016	ESTIMATED 2016-2017	BUDGETED 2017-2018
ADMINISTRATION				
Salaries	118,295	121,762	122,000	144,000
Fica	8,067	9,861	9,500	9,800
Group Life & Health Insurance	9,826	7,795	10,000	15,000
Retirement	42,872	33,844	20,700	23,700
Workers Compensation Insurance	491	604	700	700
Employee Education & Training	1,103	1,833	1,500	2,500
Disability Insurance	532	558	200	600
Deferred Compensation	2,160	2,232	2,400	2,400
Freight & Delivery Service	149	35	0	0
Printing	0	136	400	400
Publicity/Subscriptions/Dues	2,963	3,881	2,300	2,300
Utilities	8,280	6,803	9,100	9,100
Telephone	914	1,015	900	900
Engineering & Landscaping	713	398	2,000	2,000
Repairs & Maintenance	50	150	100	1,100
Travel	1,011	1,798	2,000	2,000
Office Supplies	4,010	4,022	4,500	4,500
Other Operating Supplies	471	557	500	500
Gasoline & Diesel	1,355	799	1,500	1,500
Operation of Motor Vehicles	126	171	600	600
Fleet Management	4,000	4,000	4,000	4,000
Contracted Services	9,629	10,412	26,700	13,800
Liability Insurance	13,557	3,680	4,000	3,900
Fixed Assets	12,753	0	7,000	11,200
TOTAL ADMINISTRATION	243,327	216,346	232,600	256,500

CITY OF ATHENS, TENNESSEE
GENERAL FUND EXPENDITURES
FISCAL YEAR 2017-2018

PUBLIC WORKS	ACTUAL 2014-2015	ACTUAL 2015-2016	ESTIMATED 2016-2017	BUDGETED 2017-2018
TRAFFIC CONTROL				
Salaries	52,889	57,763	61,000	62,000
Overtime	471	255	1,000	1,000
Fica	3,827	3,817	4,700	4,800
Group Life & Health Insurance	5,194	5,796	7,800	12,000
Retirement	22,075	17,470	10,700	10,200
Workers Compensation Insurance	2,946	3,451	3,600	3,600
Employee Education & Training	305	895	500	6,000
Disability Insurance	127	199	200	300
Deferred Compensation	0	0	1,200	1,200
Telephone	24	24	200	200
Repairs & Maintenance	50	2,166	3,100	3,100
Clothing & Uniforms	817	753	700	700
Painting Supplies	104	1,094	4,000	4,000
Traffic Signs & Signal Supplies	10,097	14,118	15,000	15,000
Other Operating Supplies	101	7,812	8,300	8,200
Gasoline & Diesel	3,343	2,972	5,000	5,000
Operation of Motor Vehicles	484	1,829	2,000	2,000
Fleet Management	9,800	10,000	10,000	10,000
Contracted Services	34,956	15,819	35,000	46,000
Liability Insurance	7,198	6,654	7,000	6,500
Fixed Assets	26,407	5,540	70,000	70,000
TOTAL TRAFFIC CONTROL	181,215	158,427	251,000	271,800

CITY OF ATHENS, TENNESSEE
GENERAL FUND EXPENDITURES
FISCAL YEAR 2017-2018

PUBLIC WORKS	ACTUAL 2014-2015	ACTUAL 2015-2016	ESTIMATED 2016-2017	BUDGETED 2017-2018
STREET MAINTENANCE				
Salaries	167,796	197,851	211,600	177,000
Overtime	1,715	1,037	3,000	3,000
Fica	12,149	13,719	16,500	14,000
Group Life & Health Insurance	10,200	9,877	18,000	30,000
Retirement	61,161	58,234	35,600	33,600
Workers Compensation Insurance	6,382	10,217	10,000	11,000
Disability Insurance	527	702	700	700
Deferred Compensation	2,230	1,358	4,000	3,500
Publicity/Subscriptions/Dues	45	90	200	900
Telephone	321	427	400	600
Repairs & Maintenance	189	331	3,000	3,000
Travel	0	0	200	200
Clothing & Uniforms	852	1,316	1,500	1,500
Other Operating Supplies	295	1,536	2,600	2,600
Storm Water Supplies	3,476	3,460	20,000	20,000
Materials for Road Repairs	30,116	47,486	30,000	55,000
Gasoline & Diesel	9,979	7,450	17,000	17,000
Operation of Motor Vehicles	8,437	8,550	6,400	6,300
Fleet Management	43,000	43,000	43,000	43,000
Strip Paving	0	234,851	500,000	500,000
Contracted Services	9,819	1,766	1,600	1,100
Liability Insurance	3,123	9,799	3,000	3,000
Fixed Assets	0	0	4,000	1,000
TOTAL STREET MAINTENANCE	371,812	653,057	932,300	928,000

CITY OF ATHENS, TENNESSEE
GENERAL FUND EXPENDITURES
FISCAL YEAR 2017-2018

PUBLIC WORKS	ACTUAL 2014-2015	ACTUAL 2015-2016	ESTIMATED 2016-2017	BUDGETED 2017-2018
STREET CONSTRUCTION				
Salaries	132,700	176,605	172,000	185,000
Overtime	2,646	3,005	3,000	3,000
Fica	9,985	11,821	13,000	14,000
Group Life & Health Insurance	6,206	10,291	14,000	30,000
Retirement	57,501	53,774	32,000	31,400
Workers Compensation Insurance	5,891	9,271	9,800	9,800
Disability Insurance	426	599	700	700
Deferred Compensation	979	1,003	2,800	3,600
Publicity/Subscriptions/Dues	135	45	300	300
Telephone	24	24	100	100
Engineering & Landscaping	776	1,102	1,500	1,500
Repairs & Maintenance	518	274	7,600	7,600
Equipment Rental	1,375	4,250	3,000	3,000
Clothing & Uniforms	1,004	1,292	2,000	2,000
Other Operating Supplies	853	1,221	1,600	1,600
Materials for Road Maintenance	31,295	47,846	27,500	32,000
Gasoline & Diesel	14,099	10,448	20,000	20,000
Operation of Motor Vehicles	9,454	14,282	14,000	14,000
Fleet Management	52,000	52,000	61,000	61,000
Contracted Services	5,527	2,149	15,000	15,000
Liability Insurance	3,238	3,567	4,000	3,800
Sidewalk Projects	7,754	15,848	50,000	50,000
Fixed Assets	0	3,290	52,000	72,000
TOTAL STREET CONSTRUCTION	344,386	424,007	506,900	561,400

CITY OF ATHENS, TENNESSEE
GENERAL FUND EXPENDITURES
FISCAL YEAR 2017-2018

PUBLIC WORKS	ACTUAL 2014-2015	ACTUAL 2015-2016	ESTIMATED 2016-2017	BUDGETED 2017-2018
STREET CLEANING				
Salaries	323,285	320,167	334,000	342,000
Overtime	14,846	10,116	9,000	9,000
Fica	23,267	23,686	26,000	26,600
Group Life & Health Insurance	33,700	27,474	37,000	63,000
Retirement	118,948	95,676	54,700	53,000
Workers Compensation Insurance	8,837	9,862	10,500	11,000
Disability Insurance	1,207	1,238	1,300	1,300
Deferred Compensation	3,911	3,756	6,500	6,800
Publicity/Subscriptions/Dues	0	382	0	0
Telephone	212	166	300	300
Street Washing	1,221	1,127	1,000	1,200
Repairs & Maintenance	8,131	1,938	1,500	1,800
Agriculture & Horticulture Supplies	3,281	2,966	3,000	3,000
Clothing & Uniforms	2,733	3,344	3,200	3,200
Other Operating Supplies	2,561	2,003	3,800	3,800
Sand and Salt	4,776	9,094	7,000	7,000
Gasoline & Diesel	47,890	29,693	56,000	56,000
Operation of Motor Vehicles	32,897	32,091	34,000	34,000
Fleet Management	122,000	122,000	157,000	157,000
Contracted Services	51,786	32,493	41,000	41,000
Liability Insurance	4,674	8,251	6,000	5,400
TOTAL STREET CLEANING	810,163	737,523	792,800	826,400

CITY OF ATHENS, TENNESSEE
GENERAL FUND EXPENDITURES
FISCAL YEAR 2017-2018

PUBLIC WORKS	ACTUAL 2014-2015	ACTUAL 2015-2016	ESTIMATED 2016-2017	BUDGETED 2017-2018
FLEET MAINTENANCE				
Salaries	134,533	144,399	136,500	136,500
Fica	9,548	9,947	10,500	10,500
Group Life & Health Insurance	14,939	11,987	16,000	21,000
Retirement	49,373	39,793	22,400	23,600
Workers Compensation Insurance	4,910	5,032	5,400	5,400
Employee Education & Training	0	0	500	1,000
Disability Insurance	496	505	500	500
Deferred Compensation	2,118	434	2,600	2,600
Printing	0	0	200	200
Utilities	21,396	17,382	24,500	24,500
Telephone	16	16	100	100
Repairs & Maintenance	4,651	3,380	4,700	4,700
Travel	0	0	500	500
Janitorial Supplies	2,644	2,910	3,000	3,000
Clothing & Uniforms	896	982	1,000	1,000
Small Tools	1,465	2,523	1,800	1,800
Other Operating Supplies	4,369	7,408	6,400	5,800
Gasoline & Diesel	2,913	1,603	4,000	3,500
Fluids & Lubricants	8,681	7,797	13,000	13,000
Operation of Motor Vehicles	11,184	3,332	2,600	2,500
Fleet Management	6,500	6,500	7,000	7,000
Contracted Services	0	2,156	3,200	3,200
Liability Insurance	1,741	1,679	1,800	1,800
Fixed Assets	12,606	7,897	1,200	27,000
TOTAL FLEET MAINTENANCE	294,979	277,662	269,400	300,700

CITY OF ATHENS, TENNESSEE
GENERAL FUND EXPENDITURES
FISCAL YEAR 2017-2018

PUBLIC WORKS	ACTUAL 2014-2015	ACTUAL 2015-2016	ESTIMATED 2016-2017	BUDGETED 2017-2018
ANIMAL CONTROL				
Salaries	56,903	62,091	62,500	61,000
Overtime	2,568	1,357	4,000	4,000
Fica	4,469	4,803	5,000	5,000
Group Life & Health Insurance	47	46	100	6,000
Retirement	14,006	11,876	7,500	7,000
Workers Compensation Insurance	1,571	1,610	1,800	1,800
Employee Education & Training	10	716	800	800
Disability Insurance	131	133	200	200
Printing	0	120	200	200
Utilities	3,954	3,627	4,000	4,000
Telephone	135	126	200	200
Repairs & Maintenance	2,171	3,254	2,600	2,600
Travel	792	0	700	700
Janitorial Supplies	2,254	1,110	2,500	2,500
Clothing & Uniforms	862	767	800	800
Other Operating Supplies	3,357	2,990	7,400	7,400
Veterinary Supplies	3,593	4,085	6,000	6,000
Gasoline & Diesel	3,015	1,436	4,000	4,000
Operation of Motor Vehicles	732	110	1,000	1,000
Fleet Management	3,400	3,400	3,400	3,400
Contracted Services	5,267	1,619	1,500	1,600
Liability Insurance	815	822	1,000	1,000
Fixed Assets	562	400	2,000	2,000
TOTAL ANIMAL CONTROL	110,614	106,498	119,200	123,200
TOTAL PUBLIC WORKS	2,356,496	2,573,520	3,104,200	3,268,000

CITY OF ATHENS, TENNESSEE
GENERAL FUND EXPENDITURES
FISCAL YEAR 2017-2018

NON-DEPARTMENTAL	ACTUAL 2014-2015	ACTUAL 2015-2016	ESTIMATED 2016-2017	BUDGETED 2017-2018
Debt Service Transfer	790,000	1,215,000	790,000	0
Transfer to Capital Projects Fund	0	500,000	100,000	370,000
TOTAL NON-DEPARTMENTAL	790,000	1,715,000	890,000	370,000
TOTAL GENERAL FUND EXPENDITURES	13,776,788	14,668,885	14,845,000	14,720,000

CITY OF ATHENS, TENNESSEE
DEBT SERVICE FUND BUDGET
FISCAL YEAR 2017-2018

The Debt Service Fund is used for the accumulation of resources for, and the payment of, principal and interest on general long-term debt.

CITY OF ATHENS, TENNESSEE
DEBT SERVICE FUND
FISCAL YEAR 2017-2018

REVENUES	ACTUAL 2014-2015	ACTUAL 2015-2016	ESTIMATED 2016-2017	BUDGETED 2017-2018
Interest	3,164	7,507	5,000	0
Transfer from General Fund	790,000	1,215,000	790,000	0
TOTAL REVENUES	793,164	1,222,507	795,000	0
EXPENDITURES				
Note Principal	747,000	770,000	1,610,000	0
Note Interest	21,927	17,533	20,000	0
Bank Service Charges	3,172	2,573	3,000	0
Transfer to Capital Projects Fund	1,200,000	0	2,075,000	0
TOTAL EXPENDITURES	1,972,099	790,106	3,708,000	0

CITY OF ATHENS, TENNESSEE
SANITATION FUND BUDGET
FISCAL YEAR 2017-2018

This fund was established expressly to account for financial activities related to the management of solid waste. This includes the collection, transportation and disposal of commercial, industrial and residential refuse.

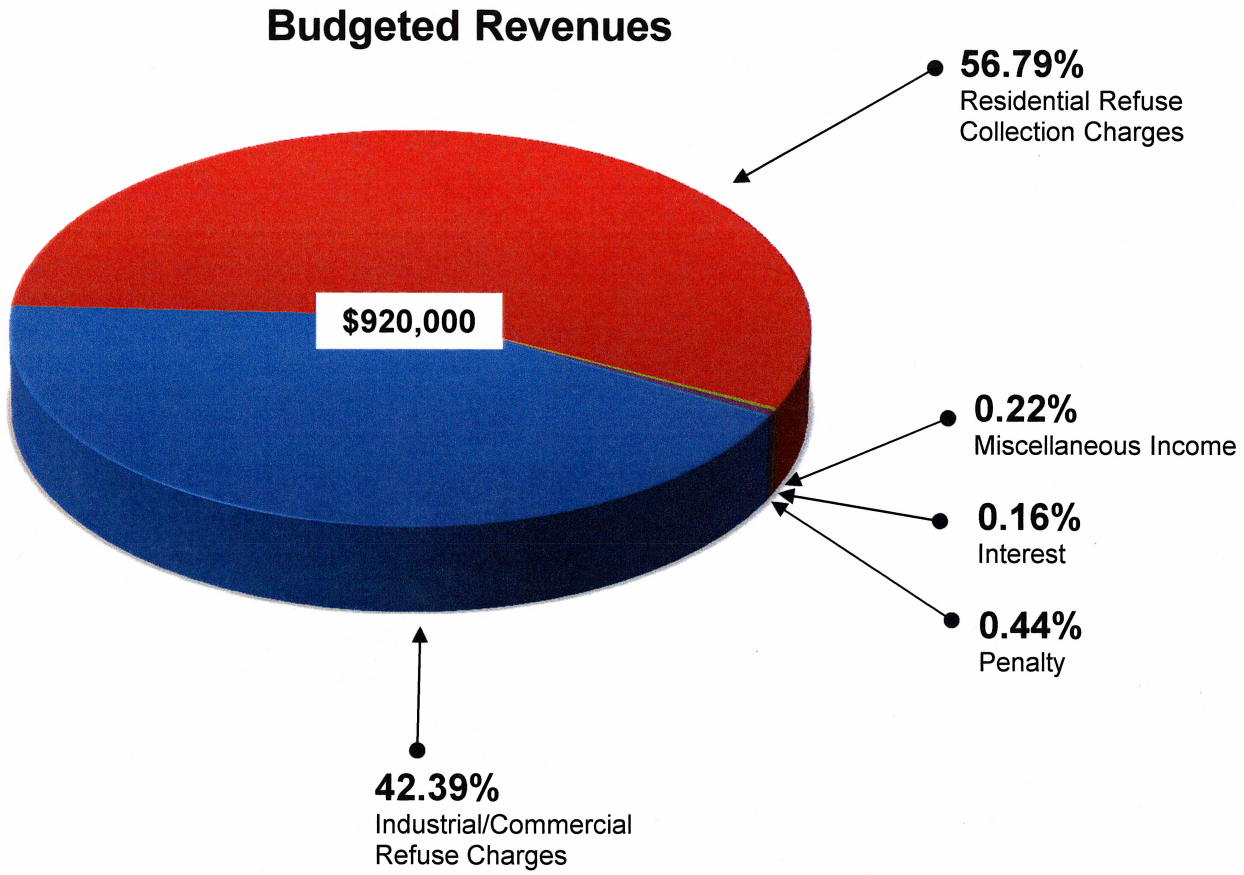

CITY OF ATHENS, TENNESSEE
SANITATION FUND BUDGET
FISCAL YEAR 2017-2018

This fund was established expressly to account for financial activities related to the management of solid waste. This includes the collection, transportation and disposal of commercial, industrial and residential refuse.

Budgeted Expenditures

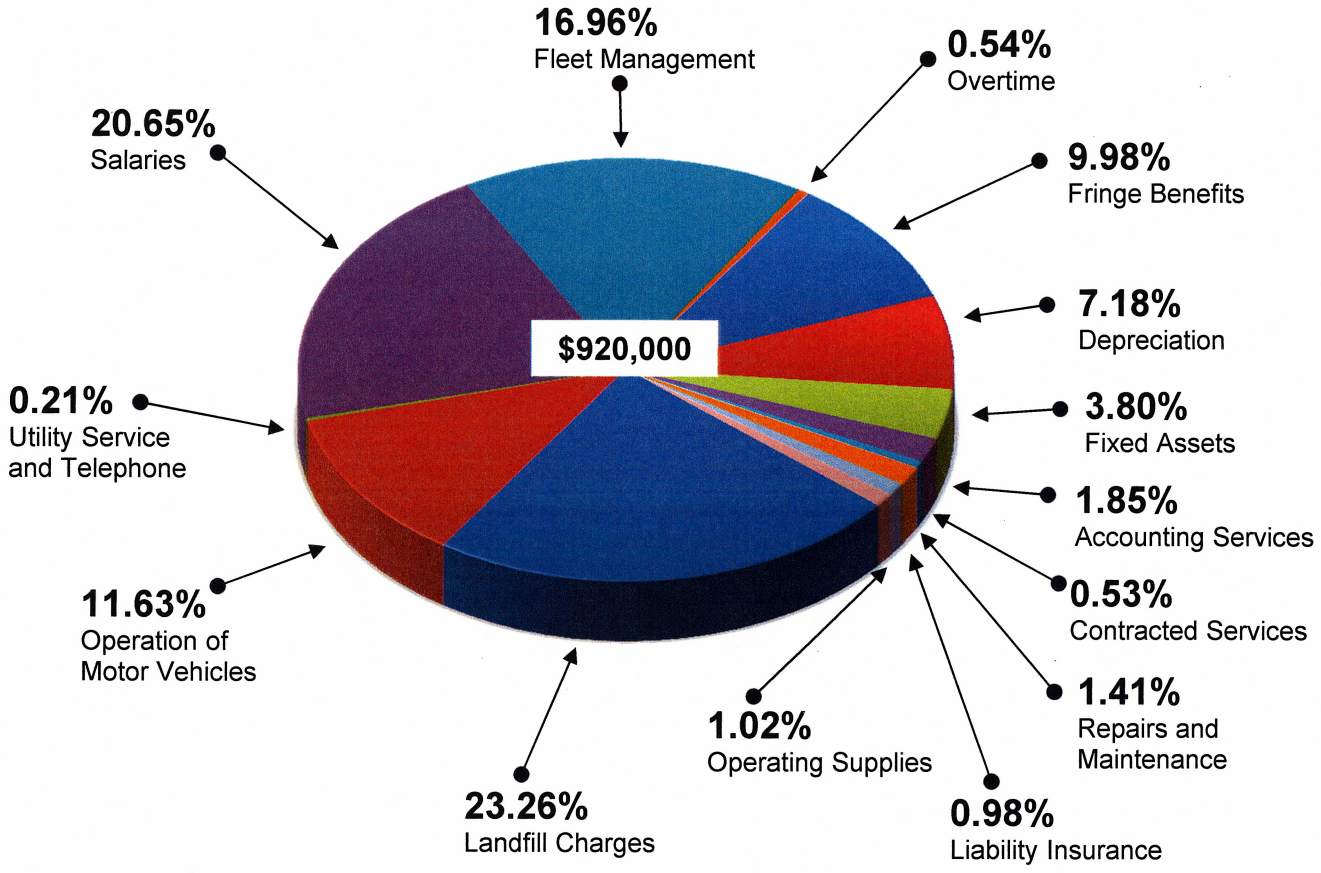

CITY OF ATHENS, TENNESSEE
SANITATION FUND
FISCAL YEAR 2017-2018

REVENUES	ACTUAL 2014-2015	ACTUAL 2015-2016	ESTIMATED 2016-2017	BUDGETED 2017-2018
CHARGES FOR SERVICES				
Industrial/Commercial Refuse Charges	405,717	410,944	400,000	390,000
Residential Refuse Collection Charges	485,737	520,514	490,000	522,500
Penalty	5,414	4,875	4,000	4,000
Miscellaneous Income	6,247	5,353	10,500	2,000
TOTAL CHARGES FOR SERVICES	903,115	941,686	904,500	918,500
INTEREST	295	1,156	500	1,500
TOTAL REVENUES	903,410	942,842	905,000	920,000
EXPENDITURES				
Salaries	161,210	172,099	191,000	190,000
Overtime	1,959	7,899	5,000	5,000
Fica	10,943	12,458	15,000	15,000
Group Life & Health Insurance	20,995	14,254	21,000	30,000
Retirement	59,670	49,416	31,700	34,000
Workers Compensation Insurance	6,023	7,747	8,100	8,800
Disability Insurance	606	576	700	700
Deferred Compensation	623	0	3,300	3,300
Printing	382	0	700	700
Utilities	664	1,079	1,600	1,600
Telephone	290	292	300	300
Accounting Services	16,508	16,606	17,000	17,000
Repairs & Maintenance	14,671	16,187	13,000	13,000
Landfill Charges	201,760	212,254	214,000	214,000
Clothing & Uniforms	1,302	1,707	2,200	2,200
Other Operating Supplies	3,322	2,929	6,500	6,500
Gasoline & Diesel	57,824	40,615	65,000	62,000
Tires & Tubes	9,708	9,868	15,000	15,000
Vehicle & Equipment Parts	29,351	24,852	30,000	30,000
Fleet Management	126,000	126,000	156,000	156,000
Contracted Services	6,844	5,747	4,900	4,900
Liability Insurance	14,295	8,598	9,000	9,000
Depreciation	24,509	0	66,000	66,000
Fixed Assets	25,269	34,147	28,000	35,000
TOTAL EXPENDITURES	794,728	765,330	905,000	920,000

CITY OF ATHENS, TENNESSEE
DRUG FUND
FISCAL YEAR 2017-2018

This fund was established expressly to account for financial activities related to drug revenues and expenditures. This includes revenues for drug fines and forfeitures and expenditures for drug enforcement, education and treatment.

Budgeted Revenues



Budgeted Expenditures

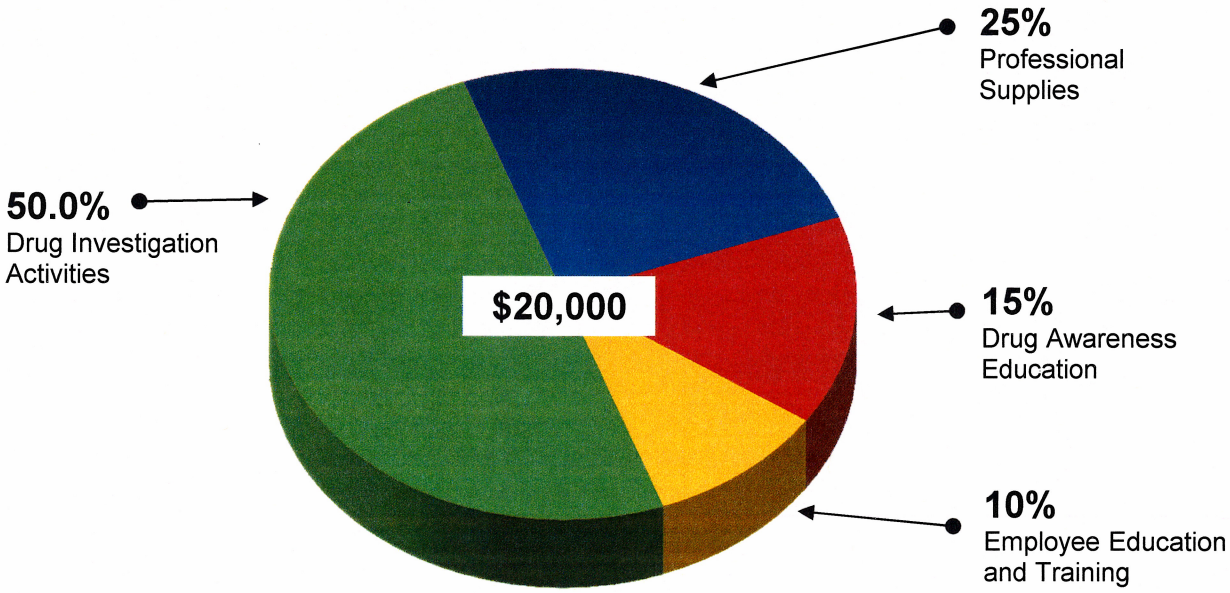

CITY OF ATHENS, TENNESSEE
DRUG FUND
FISCAL YEAR 2017-2018

REVENUES	ACTUAL 2014-2015	ACTUAL 2015-2016	ESTIMATED 2016-2017	BUDGETED 2017-2018
Fines and Forfeits	29,882	34,850	22,000	20,000
Interest	186	419	0	0
TOTAL REVENUES	30,068	35,269	22,000	20,000
EXPENDITURES				
Employee Education & Training	0	0	2,000	2,000
Professional Supplies	19,324	64,244	5,000	5,000
Drug Awareness Education	0	0	3,000	3,000
Drug Investigation Activities	0	0	12,000	10,000
Fixed Assets	27,606	0	0	0
TOTAL EXPENDITURES	46,930	64,244	22,000	20,000

ORDINANCE NO. 1063

"AN ORDINANCE TO ADOPT A BUDGET AND SET THE TAX RATE ON TAXABLE PROPERTY LOCATED WITHIN THE CORPORATE LIMITS OF THE CITY OF ATHENS, TENNESSEE, FOR THE FISCAL YEAR JULY 1, 2017 THROUGH JUNE 30, 2018."

WHEREAS, the Council for the City of Athens, Tennessee, after much consideration and study of the budget prepared and submitted by the City Manager, considers said budget to be in complete detail showing the financial condition of the City for the past fiscal year, and the proposed budget and expenditures for the various departments for the fiscal year beginning July 1, 2017 through June 30, 2018.

SECTION 1. NOW, THEREFORE, BE IT ORDAINED BY THE CITY OF ATHENS, TENNESSEE, AS FOLLOWS:

That the budget hereto attached and made a part hereof consisting of the following words and figures, be and is hereby adopted as the Budget for the City of Athens, Tennessee, for the Fiscal Year beginning July 1, 2017 and extending through June 30, 2018.

	Actual 2015-2016	Estimated 2016-2017	Proposed 2017-2018
GENERAL FUND REVENUES			
Taxes	12,835,624	12,319,000	12,502,000
Intergovernmental Revenue	1,962,408	1,786,000	1,821,000
Charges for Services	262,808	249,000	236,000
Fines and Forfeits	493,339	461,000	121,000
Interest	16,892	10,000	20,000
Miscellaneous	60,263	20,000	20,000
TOTAL GENERAL FUND REVENUES	15,631,334	14,845,000	14,720,000
GENERAL FUND OPENING BALANCE	7,827,979	6,220,000	6,220,000
TOTAL GENERAL FUND	23,459,313	21,065,000	20,940,000
DEBT SERVICE FUND REVENUES			
Transfers	1,215,000	790,000	0
Interest	7,507	5,000	0
TOTAL DEBT SERVICE FUND REVENUES	1,222,507	795,000	0
DEBT SERVICE FUND OPENING BALANCE	2,465,440	2,913,000	0
TOTAL DEBT SERVICE FUND	3,687,947	3,708,000	0
SANITATION FUND REVENUES			
Charges For Services	931,458	890,000	910,000
Interest	1,156	500	1,500
Miscellaneous	10,228	14,500	8,500
TOTAL SANITATION FUND REVENUES	942,842	905,000	920,000
SANITATION FUND OPENING BALANCE	1,968,336	1,500,000	1,500,000
TOTAL SANITATION FUND	2,911,178	2,405,000	2,420,000

DRUG FUND REVENUES			
Fines and Forfeits	34,850	22,000	20,000
Interest	419	0	0
TOTAL DRUG FUND REVENUES	35,269	22,000	20,000
DRUG FUND OPENING BALANCE	233,132	225,000	225,000
TOTAL DRUG FUND	268,401	247,000	245,000
TOTAL ALL FUNDS	30,326,839	27,425,000	23,605,000
GENERAL FUND EXPENDITURES			
ADMINISTRATION			
City Manager's Office	279,752	311,900	319,000
City Council	49,440	56,500	51,900
City Judge	12,918	13,000	13,000
City Attorney	26,211	20,000	30,000
Special Appropriations	301,300	321,300	321,300
Athens City Schools	2,437,600	2,421,000	2,421,000
Athens Utilities Board	468,085	525,000	480,000
TOTAL ADMINISTRATION	3,575,306	3,668,700	3,636,200
FINANCE	441,521	417,600	432,600
HUMAN RESOURCES	201,283	236,200	195,400
ADMINISTRATION & EMERGENCY SERVICES			
Administration	94,217	94,700	114,100
City Hall	118,755	167,700	165,100
Communications	233,726	239,300	243,300
TOTAL ADMIN. & EMERG. SERVICES	446,698	501,700	522,500
COMMUNITY DEVELOPMENT			
Administration	148,326	141,300	166,300
Codes Enforcement	172,891	168,300	280,400
Cemeteries	30,068	29,200	29,200
TOTAL COMMUNITY DEVELOPMENT	351,285	338,800	475,900
POLICE			
Administration	337,362	384,700	298,000
Patrol	2,016,800	2,065,200	2,044,000
Detective	179,072	241,800	242,300
TOTAL POLICE	2,533,234	2,691,700	2,584,300

FIRE			
Administration	117,309	113,600	115,700
Prevention	10,380	15,700	19,100
Suppression	1,717,805	1,792,400	1,790,200
TOTAL FIRE	1,845,494	1,921,700	1,925,000
PARKS & RECREATION			
Administration	208,653	207,400	213,800
Maintenance	497,086	572,000	795,900
Swimming Pools	29,013	37,700	36,600
Program Planning	250,792	257,300	263,800
TOTAL PARKS & RECREATION	985,544	1,074,400	1,310,100
PUBLIC WORKS			
Administration	216,346	232,600	256,500
Traffic Control	158,427	251,000	271,800
Street Maintenance	653,057	932,300	928,000
Street Construction	424,007	506,900	561,400
Street Cleaning	737,523	792,800	826,400
Fleet Maintenance	277,662	269,400	300,700
Animal Control	106,498	119,200	123,200
TOTAL PUBLIC WORKS	2,573,520	3,104,200	3,268,000
TRANSFERS	1,715,000	890,000	370,000
TOTAL GENERAL FUND EXPENDITURES	14,668,885	14,845,000	14,720,000
TOTAL DEBT SERVICE EXPENDITURES	790,106	3,708,000	0
TOTAL SANITATION FUND EXPENDITURES	765,330	905,000	920,000
TOTAL DRUG FUND EXPENDITURES	64,244	22,000	20,000
TOTAL ALL FUNDS	16,288,565	19,480,000	15,660,000
ENDING FUND BALANCE	14,038,274	7,945,000	7,945,000

SECTION 2. BE IT FURTHER ORDAINED that the budget hereto attached and made a part hereof consisting of the following words and figures, be and is hereby adopted as the Budget for the Athens City Schools, for the Fiscal Year beginning July 1, 2017 and extending through June 30, 2018, as approved by the Athens City Board of Education:

	General Purpose Fund	Federal Projects Fund	Food Service Fund	Education Capital Projects Fund	Total All Funds
Revenues:					
Local Taxes	5,183,400	0	0	0	5,183,400
Charges for Services	271,272	0	61,000	0	332,272
Other Local Revenues	242,500	0	91,950	0	334,450
State Education Funds	8,492,231	0	10,500	0	8,502,731
Federal Funds received through State	273,000	1,046,627	1,158,997	0	2,478,624
Other Sources	500	0	0	0	500
Total estimated revenues	14,462,903	1,046,627	1,322,447	0	16,831,977
Reserves/Fund Balances	3,483,142	0	258,448	1,024,246	4,765,836
Total available funds	17,946,045	1,046,627	1,580,895	1,024,246	21,597,813
Expenditures:					
Regular Instruction	8,078,807	381,639	0	0	8,460,446
Special Education	603,465	338,105	0	0	941,570
Student Body Education	11,500	0	0	0	11,500
Support Services:					
Attendance	35,004	0	0	0	35,004
Health Services	164,612	0	0	0	164,612
Other Student Support	434,067	55,130	0	0	489,197
Regular Instruction	979,503	186,013	0	0	1,165,516
Special Education	102,574	85,740	0	0	188,314
Education Technology	299,293	0	0	0	299,293
Board of Education	254,006	0	0	0	254,006
Office of Superintendent	242,951	0	0	0	242,951
Office of Principal	734,979	0	0	0	734,979
Fiscal Services	178,316	0	0	0	178,316
Operation of Plant	818,568	0	0	0	818,568
Maintenance of Plant	438,239	0	0	0	438,239
Transportation	405,226	0	0	0	405,226
Non-Instructional Services:					
Food Service	0	0	1,322,347	0	1,322,347
Community Services	492,726	0	0	0	492,726
Early Childhood Education	649,611	0	0	0	649,611
Regular Capital Outlay	227,192	0	0	0	227,192
Education Capital Projects	0	0	0	1,024,246	1,024,246
Other Uses (Transfers)	120,000	0	0	0	120,000
Total expenditures	15,270,639	1,046,627	1,322,347	1,024,246	18,663,859

SECTION 3. BE IT FURTHER ORDAINED that the taxes provided by Chapter 387 of the Public Acts of 1971 known as the Business Tax Act, as amended, are hereby enacted, ordained and levied on the businesses, business activities, vocations or occupations carried on in the City of Athens, Tennessee, at the rates and in the manner prescribed by said Act; also, the tax on the gross sales of beer sold within the corporate limits of the City of Athens, Tennessee, as provided by Chapter 76 of the Public Acts of Tennessee, as amended, for the fiscal year 2017-2018.

SECTION 4. BE IT FURTHER ORDAINED that the authority of municipalities to assess and collect certain privilege and license taxes is based upon the population of municipalities according to the Federal Census of 2010 on a graduated basis or any subsequent Federal Census or other census authorized by and certified to the Federal Government by the Tennessee State Planning Commission, whichever is latest. It is therefore, declared by the Council for the City of Athens that the official census for Athens, Tennessee, is 13,458. The levy and collections are only to the extent not repealed by Chapter 387 of the Public Acts of 1971.

SECTION 5. BE IT FURTHER ORDAINED that the City Manager or his Assistant shall collect a fee on all business licenses sold in accordance with applicable state law and said fee shall be turned over to the City for General Fund purposes. The Tennessee Department of Revenue will receive business tax payments under the Business Tax Act and the Director of Finance shall coordinate with the Tennessee Department of Revenue regarding the City receiving its appropriate share of business taxes collected pursuant to this ordinance.

SECTION 6. BE IT FURTHER ORDAINED that the tax rate for the year 2017-2018 be and is hereby fixed at $1.3628 on each ONE HUNDRED DOLLARS ($100.00) assessed value of taxable property located within the corporate limits of the City of Athens, Tennessee.

SECTION 7. BE IT FURTHER ORDAINED that refuse collection and disposal charges for fiscal year 2017-2018 is hereby fixed as follows: small professional, commercial or business establishments operating within the City of Athens shall pay a minimum fee of $9.50 per month; large professional, commercial or business establishments operating within the City of Athens shall pay a minimum fee of $28.50 per month; all residences within the City of Athens shall pay a minimum fee of $9.50 per month.

SECTION 8. BE IT FURTHER ORDAINED that the Mayor and City Manager, by appropriate authorization may borrow upon tax anticipation notes such sums or sum of money as may be necessary to defray current operating expenses, provided however, that such notes shall bear interest at a rate not to exceed one (1%) percent in excess of prime interest rates set by New York Banks and shall not be borrowed for a period longer than the current fiscal year and said sums shall not exceed fifty percent (50%) of the annual tax levy as set out in Section 5 of the Corporate Powers of the Charter of the City of Athens, Tennessee, said interest to be exempt from all Federal, State, and Municipal taxation.

SECTION 9. BE IT FURTHER ORDAINED that the City of Athens has no debt service requirements for the 2017-2018 fiscal year due to the retirement of the 2003 School Renovation loan in May, 2017.

SECTION 10. BE IT FURTHER ORDAINED that Capital Improvements for the 2017-2018 fiscal year are estimated to be as follows:

Project		
Equipment and property improvements	$	1,084,800
Paving	$	500,000

SECTION 11. BE IT FURTHER ORDAINED the City maintains an Internal Service Fund for its Fleet Management. It is hereby acknowledged that the Fleet Management Fund's estimated revenues and expenditures for the 2017-2018 fiscal year are as follows:

Estimated Revenues:	
Transfer from General Fund	665,500
Transfer from Sanitation Fund	156,000
Miscellaneous	40,000
Total estimated revenues	861,500
Beginning Net Assets	3,250,000
Estimated Expenditures	232,000
Ending Net Assets	3,879,500

SECTION 12. BE IT FURTHER ORDAINED that the City maintains an additional Enterprise Fund for its Conference Center. It is hereby acknowledged that the Conference Center Fund's estimated revenues and expenditures for the 2017-2018 fiscal year are as follows:

Estimated Revenues:	
Rental Income	20,000
Total estimated revenues	20,000
Beginning Net Assets	1,100,000
Estimated Expenditures	20,000
Ending Net Assets	1,100,000

SECTION 13. BE IT FURTHER ORDAINED that if for any reason a budget ordinance is not adopted prior to the beginning of the next fiscal year, the appropriations in this budget ordinance shall become the appropriations for the next fiscal year until the adoption of the new budget ordinance in accordance with Section 6-56-210, *Tennessee Code Annotated* provided sufficient revenues are being collected to support the continuing appropriations. Approval for a continuation budget will be requested from the Director of the State and Local Finance Division in the Office of the Comptroller of the Treasury if any indebtedness is outstanding.

SECTION 14. BE IT FURTHER ORDAINED that all Ordinances, and parts of Ordinances in conflict with this Ordinance shall be, and the same are, hereby repealed and superseded.

SECTION 15. BE IT FURTHER ORDAINED that if any section, paragraph, clause, or sentence of this Ordinance shall be held invalid by a Court of competent jurisdiction, such holding shall not affect the remaining sections, paragraphs, clauses, and sentences.

SECTION 16. BE IT FURTHER ORDAINED in that the fiscal year begins on July 1, 2017, and time is of the essence, therefore, this Ordinance is declared to be an emergency ordinance to take effect from and after its passage.

PASSED ON FIRST READING: May 16, 2017

PASSED ON SECOND READING: June 20, 2017

DATE OF PUBLIC HEARING: June 20, 2017

CHARLES T. BURRIS, II, Mayor

C. SETH SUMNER, City Manager

APPROVED AS TO FORM:

H. CHRIS TREW, City Attorney

CITY OF ATHENS, TENNESSEE
PROPERTY TAX LEVY AND RATE INFORMATION
FISCAL YEAR 2017-2018

TAXABLE PROPERTY	ESTIMATED ACTUAL VALUE	ASSESSMENT RATE	ASSESSED VALUE
Industrial & Commercial -Real Estate	447,961,000	40%	180,409,600
Industrial & Commercial -Personal Property	329,583,000	30%	102,380,000
Residential & Farm -Real Estate	484,800,000	25%	122,266,400
Public Utilities -Real Estate	786,700	55%	432,700
Total Assessed Value			405,488,700
Tax Rate			1.3628
Total Taxes			5,526,000
Less: Reserve for Delinquency (5.0%)			276,000
Current Budget			5,250,000

CITY OF ATHENS, TENNESSEE
FIXED ASSET SUMMARY
FISCAL YEAR 2017-2018

GENERAL FUND

FINANCE	Computer Equipment Replacements	25,000	
	TOTAL FINANCE		25,000
COMMUNITY DEVELOPMENT-ADMIN	Tablet	1,000	
COMMUNITY DEVELOPMENT-CODES	Tablets	3,000	
	3 Used Vehicles	30,000	
	TOTAL COMMUNITY DEVELOPMENT		34,000
POLICE PATROL	Equipment For New Patrol Vehicles	9,000	
	TOTAL POLICE		9,000
FIRE SUPPRESSION	SCBA Bottle Replacements	6,000	
	Commercial Washer	6,000	
	Furniture	1,000	
	3 New Radios	3,000	
FIRE PREVENTION	Tablets	2,100	
	TOTAL FIRE		18,100
PARKS AND RECREATION ADMINISTRATIVE	Software	2,500	
PARKS AND RECREATION MAINTENANCE	Camera Replacements at Regional Park	2,500	
	Weedeater/Pressure Washer	800	
PARKS AND RECREATION PROGRAMS	Pitching Machine	700	
	Little League Pitching Mounds	6,000	
	TOTAL PARKS AND RECREATION		12,500

CITY OF ATHENS, TENNESSEE
FIXED ASSET SUMMARY
FISCAL YEAR 2017-2018

PUBLIC WORKS ADMINISTRATIVE	Radios	7,700	
	Large Format Scanner	2,500	
	Miscellaneous Equipment	1,000	
PUBLIC WORKS TRAFFIC CONTROL	Traffic Signal Replacement	40,000	
	High Mast Lighting Exit 49	30,000	
PUBLIC WORKS STREET MAINTENANCE	Auxiliary Fuel Tank	1,000	
PUBLIC WORKS STREET CONSTRUCTION	Jetter Truck	53,000	
	Salt Spreader	17,000	
PUBLIC WORKS FLEET MAINTENANCE	Vehicle Lift	21,000	
	Air Compressor	3,000	
	Porta Cool Fan	3,000	
PUBLIC WORKS ANIMAL CONTROL	Various Equipment	2,000	
	TOTAL PUBLIC WORKS		181,200
	TOTAL GENERAL FUND		279,800
CAPITAL PROJECTS FUND	Software for Finance and HR	240,000	
	Heritage Park Pavilion and Bathrooms	230,000	
	Market Park Sidewalk Expansion	100,000	
	Garage Renovation	200,000	
	TOTAL CAPITAL PROJECTS FUND		770,000
SANITATION FUND	Dumpster Refurbishing and Lids	15,500	
	New Dumpsters	18,000	
	Dumpster Locks	1,500	
	TOTAL SANITATION FUND		35,000
	TOTAL ALL FUNDS		1,084,800

CITY OF ATHENS, TENNESSEE
FLEET MANAGEMENT SUMMARY
FISCAL YEAR 2017-2018

POLICE	
2 Patrol Cars	60,000
PUBLIC WORKS	
Traffic Control Van	50,000
Asphalt Sealer	45,000
Asphalt Compactor	33,000
Trailer	6,800
Dump Truck	70,000
SANITATION	
Pride Car Trailers	50,000
TOTAL FLEET PURCHASES	314,800

CITY OF ATHENS, TENNESSEE
DEBT SERVICE SCHEDULE
FISCAL YEAR 2017-2018

DEBT ISSUE 2004 LOAN

ORIGINAL AMOUNT	NAME OF ISSUE
6,300,000	Loan through TN Municipal Bond Fund, Series 2004 dated 01/23/04 Funded By The General Fund Paid in full in May 2017

PRINCIPAL (By Issue)	ACTUAL 2014-2015	ACTUAL 2015-2016	ESTIMATED 2016-2017	BUDGETED 2017-2018
2004 Loan	747,000	770,000	1,610,000	0
TOTAL PRINCIPAL	747,000	770,000	1,610,000	0

INTEREST (By Issue)	ACTUAL 2014-2015	ACTUAL 2015-2016	ESTIMATED 2016-2017	BUDGETED 2017-2018
2004 Loan	21,927	17,533	20,000	0
TOTAL INTEREST	21,927	17,533	20,000	0

CITY OF ATHENS, TENNESSEE
INTERFUND TRANSFERS
FISCAL YEAR 2017-2018

FUND	ACTUAL 2014-2015 IN	ACTUAL 2014-2015 OUT	ACTUAL 2015-2016 IN	ACTUAL 2015-2016 OUT	ESTIMATED 2016-2017 IN	ESTIMATED 2016-2017 OUT	BUDGETED 2017-2018 IN	BUDGETED 2017-2018 OUT
GENERAL FUND		790,000		1,715,000		890,000		370,000
DEBT SERVICE FUND	790,000	1,200,000	1,215,000		790,000	2,075,000		
CAPITAL IMPROVEMENT FUND	1,200,000		500,000		2,175,000		370,000	
TOTAL ALL FUNDS	1,990,000	1,990,000	1,715,000	1,715,000	2,965,000	2,965,000	370,000	370,000