




# CITY COUNCIL AGENDA PACKET

NOVEMBER 21, 2023





## CITY COUNCIL

### AGENDA

Tuesday, November 21, 2023, 6:00 P.M.

#### **CALL TO ORDER**

#### **INVOCATION. COUNCIL MEMBER WITT-MCMAHAN**

#### **PLEDGE OF ALLEGIANCE**

#### **ROLL CALL**

#### **APPROVAL OF MINUTES**

- (1-5) a.) October 17<sup>th</sup>, 2023 – City Council Regular Meeting
- (6-8) b.) November 6<sup>th</sup>, 2023 – City Council Called Meeting

#### **COMMUNICATIONS AND SPECIAL PRESENTATIONS**

- a.) Proclamation to honor Ashley Rogers
- b.) Employee of the fourth quarter

#### **REQUESTS FROM CITIZENS**

#### **CONSENT AGENDA**

- (9) a) Approve Resolution No. 2023-29 authorizing the distribution of Athens Utilities Board's gas in lieu of tax payments for fiscal year 2023/2024.
- (10-11) b) Approve Resolution No. 2023-30 authorizing the distribution of Athens Utilities Board's electric in lieu of tax payments for fiscal year 2023/2024.
- (12-14) c) Convert part-time animal shelter employee to full-time.
- (15-16) d) Approve restructure of authorized positions for police department.

### **ORDINANCES**

- (17) a) Ordinance No. 1124 – Second Reading/Public Hearing – Ordinance to amend title 8, chapter 2 of the Athens Municipal Code to limit the number of local liquor store privilege licenses to 2.

### **OLD BUSINESS**

### **NEW BUSINESS**

- (18) a.) Approve Bid for Animal Shelter Kennel.  
(19) b.) Motion concerning K-9 program and all issues associated.  
(20) c.) Motion to rescind a previous motion from the June 20<sup>th</sup>, 2023, council meeting to conduct an investigation into who leaked information from an executive session.  
d.) Approve funding in the amount of \$1000 to the VFW for maintaining the airplane and tank at the VFW post.

### **REPORTS**

- (21-30) a.) Finance Department Report. **MIKE KEITH**  
(31-41) b.) Fire Department Report. **BRANDON AINSWORTH**  
(42-49) c.) Police Department Report. **FRED SCHULTZ**

### **REPORT FROM THE CITY MANAGER**

### **ADJOURNMENT**



## CITY COUNCIL

### AGENDA

Tuesday, November 21, 2023, 6:00 P.M.

#### **CALL TO ORDER**

#### **INVOCATION. COUNCIL MEMBER WITT-MCMAHAN**

#### **PLEDGE OF ALLEGIANCE**

#### **ROLL CALL**

#### **APPROVAL OF MINUTES**

- (1-5) a.) October 17<sup>th</sup>, 2023 – City Council Regular Meeting
- (6-8) b.) November 6<sup>th</sup>, 2023 – City Council Called Meeting

#### **COMMUNICATIONS AND SPECIAL PRESENTATIONS**

- a.) Proclamation to honor Ashley Rogers
- b.) Employee of the fourth quarter

#### **REQUESTS FROM CITIZENS**

#### **CONSENT AGENDA**

- (9) a) Approve Resolution No. 2023-29 authorizing the distribution of Athens Utilities Board's gas in lieu of tax payments for fiscal year 2023/2024.
- (10-11) b) Approve Resolution No. 2023-30 authorizing the distribution of Athens Utilities Board's electric in lieu of tax payments for fiscal year 2023/2024.
- (12-14) c) Convert part-time animal shelter employee to full-time.
- (15-16) d) Approve restructure of authorized positions for police department.

### **ORDINANCES**

- (17) a) Ordinance No. 1124 – Second Reading/Public Hearing – Ordinance to amend title 8, chapter 2 of the Athens Municipal Code to limit the number of local liquor store privilege licenses to 2.

### **OLD BUSINESS**

### **NEW BUSINESS**

- (18) a.) Review Bid for Animal Shelter Kennel.  
(19) b.) Motion concerning K-9 program and all issues associated.  
(20) c.) Motion to rescind a previous motion from the June 20<sup>th</sup>, 2023, council meeting to conduct an investigation into who leaked information from an executive session.  
d.) Approve funding in the amount of \$1000 to the VFW for maintaining the airplane and tank at the new VFW post.

### **REPORTS**

- (21-30) a.) Finance Department Report. **MIKE KEITH**  
(31-41) b.) Fire Department Report. **BRANDON AINSWORTH**  
(42-49) c.) Police Department Report. **FRED SCHULTZ**

### **REPORT FROM THE CITY MANAGER**

### **ADJOURNMENT**

# ATHENS CITY COUNCIL

## MINUTES OF MEETING

October 17, 2023

The Athens City Council met in regular session on Tuesday, October 17, at 6:00 p.m. Mayor Sherlin presiding. The invocation was given by Council Member Pelley; and upon roll call, the following members were present:

Curtis, Witt-McMahan, Pelley, Eaton, Sherlin.

The following decisions were made and ordered made a part of the records of the Athens City Council.

- 1 -

### APPROVAL OF MINUTES

The minutes of the September 19<sup>th</sup>, 2023; regularly scheduled meeting was submitted and approved.

**Council Member Curtis moved; Council Member Witt-McMahan seconded.**

Roll call vote:

<b>AYES:</b>	<b>Curtis, Witt-McMahan, Pelley, Eaton, Sherlin</b>
<b>NAYS:</b>	<b>None</b>

- 2 -

### COMMUNICATIONS AND SPECIAL PRESENTATIONS

#### PRESENTATION OF HONOR- ANDREW GUFFEE

Andrew Guffee from the office of Marsha Blackburn presented a congressional award in honor of Burkett Witt.

#### PRESENTATION OF PROCLAMATION- MAYOR SHERLIN; COUNCIL MEMBER WITT-MCMAHAN

Mayor Sherlin and Council member Witt- McMahan presented a proclamation for Burkett Witt in his honor.

#### EMPLOYEE OF THE QUARTER- NINA EDMONDS

Jonathan Parrott fire department was presented with this award.

#### "GIFTS FROM GAVIN"- CHIEF FRED SCHULTZ

Donation from Weigel's presented to officer Randy Queen and his wife.

- 3 -

REQUESTS FROM CITIZENS

Approximately 3 individuals addressed the Council regarding love for others, body cameras and for helping clean infested areas.

- 4 -

CONSENT AGENDA

Mayor Sherlin advised the recording clerk to read the following items into the record:

**CONSENT AGENDA**

- a) Approve surplus items for City and school portable building at Ingleside.
- b) Approve all furniture and equipment at Ingleside, North city, and Westside schools as Surplus property.
- c) Approve Cellebrite Sale Source Renewal.
- d) Approve street lighting at exit 49, as proposed by Athens Utilities Board.
- e) Approve Athens City School Budget Amendment #1 for FY24
- f) Approve Veteran Banners at Veterans Park
- g) Appoint Lisa Blos-Johnson to Recreation Advisory Board.
- h) Approve revision to the members of the Council Advisory Committee to delete the TWU study body representative as a member of this committee.

Vice Mayor Eaton made an amendment to review Item D on consent agenda to approve street lighting at Exit 49 as proposed by Athens Utility

**Council Member Eaton amended Item D, Council Member Pelley seconded, to approve street lighting at Exit 52 as proposed by Athens Utilities Board**

Roll call vote:

**AYES: Curtis, Witt-McMahan, Pelley, Eaton, Sherlin.**

**Nays: None**

**Council Member Pelley moved, Vice Mayor Eaton seconded, that the Consent Agenda as stated above be approved.**

Roll call vote:

**AYES: Curtis, Witt-McMahan, Pelley, Eaton, Sherlin.**

**NAYS: None**

- 5 -

ORDINANCES

- 6 -

OLD BUSINESS

- 7-

NEW BUSINESS

- a) Consideration of restricting the number of package stores to only allow 2 liquor stores in Athens

**Council Member Pelley moved, Vice Mayor Eaton seconded, to only allow 2 liquor stores in Athens**

Roll call vote:

**AYES: Witt-McMahan, Pelley, Eaton, Sherlin.**

**NAYS: Curtis**

- b.) Appoint Skylar Dean (Council Member Curtis) to Council Advisory Committee

Council Member Witt-McMahan made a disclosure there may be a conflict of interest due to her and Skylar Dean professional relationship at Casa.

**Council Member Curtis moved, Council Member Witt-McMahan seconded, to appoint Skylar Dean to Council Advisory Committee**

Roll call vote:

**AYES: Curtis, Witt-McMahan**

**NAYS: Pelley, Eaton, Sherlin**

**The Motion Failed**

- c.) Review of Vehicle Bids

**Council Member Pelley moved Vice Mayor Eaton seconded, to approve review of Vehicle Bids**

Roll call vote:



**AYES: Curtis, Witt-McMahan, Pelley Eaton, Sherlin.**  
**NAYS: None**

- 8 -  
REPORTS

COMMUNITY DEVELOPMENT REPORT

Anthony Casteel presented the building report for the third quarter of 2023. The report was accepted as presented.

FINANCE DEPARTMENT REPORT

Finance director Mike Keith presented the Finance Dep Report for September 2023. The report was accepted as presented.

- 9 -

FIRE DEPARTMENT REPORT

Fire Chief Brandon Ainsworth presented the Fire Department Report for September 2023. The report was accepted as presented.

- 10 -

POLICE DEPARTMENT REPORT

Police Chief Fred Schultz presented the Police Department Report for September 2023. The report was accepted as presented.

- 11 -

REPORT FROM THE CITY MANAGER

City Manager Deb Wallace presented an update on various projects and programs taking place. The report was accepted as presented.

- 12 -  
ADJOURNMENT

There being no further business to come before the meeting, the meeting was adjourned at 7:30 p.m.

**Council Member Witt-McMahan moved, Vice Mayor Eaton seconded, for the meeting to be adjourned.**

**AYES:**       Curtis, Witt-McMahan, Pelley, Eaton, Sherlin.  
**NAYS:**       None

---

STEVEN S. SHERLIN, Mayor

---

DEB WALLACE, City Manager

# ATHENS CITY COUNCIL

## MINUTES OF CALLED MEETING

November 6<sup>th</sup>, 2023

The Athens City Council met in called session on November 6, 2023, at 5:00 p.m. with Mayor Sherlin presiding. The invocation was given by Mayor Sherlin and upon roll call the following members were present:

Curtis, Witt-McMahan, Pelley, Eaton, Sherlin

The following decision was made and ordered made a part of the records of the Athens City Council.

The purpose of the meeting, as issued in the "Notice of Called Meeting" dated November 6, 2023, was read and made a part of these minutes:

### **NOTICE OF SPECIAL CALLED MEETING**

NOTICE IS HEREBY GIVEN to all residents of Athens, Tennessee, and to all persons interested, that a called meeting of the Athens City Council will be held at the Athens Municipal Building Burkett Witt Council Chambers located at 815 North Jackson Street, Athens, Tennessee, commencing at 5:00 p.m. on Monday, November 6, 2023.

The purpose of this meeting is to:

1. Review the City Charter and discuss possible changes/updates to be made.
2. Vote on any charter changes the City Council deems necessary.

Any interested citizen is invited to be present.

/s/ \_\_\_\_\_  
Steven S. Sherlin, Mayor

- 1 -

### **REQUEST FROM CITIZENS**

5 individuals addressed the Council in support of some Charter changes. 1 individual spoke requesting that no actions be taken on the Charter and asked Councilman Pelley to resign or be removed from council.

- 2 -

#### NEW BUSINESS

##### ARTICLE IV SECTION 4 or 5 REGARDING TERM LIMITS FOR COUNCIL MEMBERS

Mayor Sherlin presented this item to the council and asked for comments from each council member regarding their position on term limits. After further comments it was recommended that this item be moved to the November 13<sup>th</sup> study session for additional discussion.

- 3 -

##### ARTICLE V SECTION 4 REGARDING COUNCIL PAY

Mayor Sherlin presented this item to the council and asked for comments from each council member regarding their decision on pay updates. After further comments the mayor recommends further discussion from MTAS, and this item be moved to the November 13<sup>th</sup> study session.

- 4 -

##### ARTICLE VIII SECTION 2 AMEND THE LAST SENTENCE REGARDING EMPLOYEE TERMINATION

Mayor Sherlin presented this item to the council and asked for comments from each council member regarding their decision to amend the last sentence to include the wording “removal by the Mayor or the City Manager at any time with the exception of any appeal for the removal to the council”. **Council Member Pelley moved, Council Member Eaton seconded, for this item be moved to the November 13<sup>th</sup> study session.**

Roll call vote:

AYES: Pelley, Eaton, Sherlin

NAYS: Curtis, Witt-McMahan

- 5 -

##### ARTICLE IX SECTION 2 REGARDING AMENDMENT AND REMOVAL OF OFFICERS AND EMPLOYEES

Mayor Sherlin presented this item to the council and asked for comments from each council member regarding their decision to allow the City Manager to hire or fire employees. After further comments the mayor recommended further discussion and this item be moved to the November 13<sup>th</sup> study session.

- 6 -

ARTICLE XIX SECTION 2 REGARDING STRIKE WORDING FROM CHARTER TO FOLLOW TCA PER MTAS ADVICE

Mayor Sherlin presented this item to the council and asked for comments from each council member regarding their decision to strike wording in the current charter and follow the 58-8-104 per MTAS. After further comments the mayor recommended further discussion and this item be moved to the November 13<sup>th</sup> study session.

- 7 -

ARTICLE V SECTION 1,2,3,10,12 REGARDING THE DECISION TO REPLACE COUNCILMAN WITH COUNCILPERSON

Mayor Sherlin presented this item to the council and asked for comments from each council member regarding their decision to change the wording from Councilman to Councilperson. After further comments the mayor recommended further discussion and this item be moved to the November 13<sup>th</sup> study session.

- 8 -

ADJOURNMENT

There being no further business to come before the meeting and upon motion made and seconded, the meeting adjourned at 6:57 p.m.

---

STEVEN S. SHERLIN, Mayor

---

DEB WALLACE, City Manager

**RESOLUTION NO. 2023-29**

**A RESOLUTION AUTHORIZING THE DISTRIBUTION OF THE  
ATHENS UTILITIES BOARD'S NATURAL GAS IN LIEU OF TAX PAYMENTS  
FOR FISCAL YEAR 2023/2024.**

**WHEREAS**, the Legislature for the State of Tennessee enacted Public Chapter No. 39 during its 1987 session, which Act provided for a uniform formula to pay tax equivalents on gas systems to the respective cities and counties served by the Athens Utilities Board in accordance with the respective property tax rates set by said governing bodies; and

**WHEREAS**, in TCA 7-39 et seq. provides that the legislative body of the municipality will pass a resolution outlining the amount to be paid to each respective jurisdiction served by the utilities, using the current tax rate by the respective governing body.

**NOW, THEREFORE, BE IT RESOLVED** by the Council of the City of Athens, Tennessee, as follows:

That the recitals above are true and accurate and form a part of this Resolution; and

That meeting in regular session this 21st day of November, 2023, that the Athens Utilities Board is hereby authorized, directed and empowered to distribute its gas in lieu of tax payments (tax equivalent) to the City of Athens, Tennessee, for the City of Athens, the sum of \$235,349.38.

**BE IT FURTHER RESOLVED** that the Athens Utilities Board will distribute to the following municipalities, which it serves and owns property, in accordance with the following schedules:

Niota	-	\$617.54
Calhoun	-	\$198.50

**BE IT FURTHER RESOLVED** that the Athens Utilities Board will pay the sum to the City of Athens in monthly installments beginning the 20th day of July 2023, and the same day of each month thereafter for this fiscal year.

**BE IT FURTHER RESOLVED** by the Athens City Council that this resolution shall take effect immediately from and after its passage, the public welfare requiring it.

**ON MOTION BY** \_\_\_\_\_, **SECONDED BY** \_\_\_\_\_,  
said Resolution was approved by roll call vote.

/s/ \_\_\_\_\_  
STEVEN S. SHERLIN, Mayor

/s/ \_\_\_\_\_  
DEB WALLACE, City Manager

APPROVED AS TO FORM:

/s/ \_\_\_\_\_  
CHRIS CALDWELL, City Attorney

**RESOLUTION NO. 2023-30**

**A RESOLUTION AUTHORIZING THE DISTRIBUTION OF THE  
ATHENS UTILITIES BOARD'S ELECTRICAL IN LIEU OF TAX PAYMENTS  
FOR FISCAL YEAR 2023/2024.**

**WHEREAS**, the Legislature for the State of Tennessee enacted Public Chapter No. 84 during its 1987 session, which Act provided for a uniform formula to pay tax equivalents on electrical systems to the respective cities and counties served by the Athens Utilities Board in accordance with the respective property tax rates set by said governing bodies; and

**WHEREAS**, in Section 5(d) of said Act, the legislative body of the municipality and/or governing agency agrees that the electric system subject to said Act, is to pass a Resolution outlining the amount to be paid to each respective jurisdiction served by the utilities, using the current tax rate by the respective governing body.

**NOW, THEREFORE, BE IT RESOLVED** by the Council of the City of Athens, Tennessee, as follows:

That the recitals above are true and accurate and form a part of this Resolution; and

That meeting in regular session this 21st day of November, 2023, that the Athens Utilities Board is hereby authorized, directed and empowered to distribute its electrical in lieu of tax payments (tax equivalent) to the City of Athens, Tennessee, for the City of Athens and McMinn County, the sum of \$908,535.28 in accordance with the following schedule for the fiscal year 23/24 as follows:

McMinn	-	\$204,420.44
Athens	-	\$704,114.84

or a total amount of \$908,535.28.

The City of Athens will make distributions to McMinn County as required by law.

**BE IT FURTHER RESOLVED** that the Athens Utilities Board will distribute to the following municipalities and Monroe County, which it serves and owns property, in accordance with the following schedules:

Englewood	-	\$ 6,545.61
Niota	-	\$10,125.47
Monroe	-	\$ 1,265.28

or a total amount of \$17,936.36.

**BE IT FURTHER RESOLVED** that the Athens Utilities Board will pay the sum to the City of Athens in monthly installments beginning the 20<sup>th</sup> day of July 2023, and the same day of each month thereafter for this fiscal year.

**BE IT FURTHER RESOLVED** by the Athens City Council that this resolution shall take effect immediately from and after its passage, the public welfare requiring it.

**ON MOTION BY** \_\_\_\_\_, **SECONDED BY** \_\_\_\_\_, said Resolution was approved by roll call vote.

/s/  
STEVEN S. SHERLIN, Mayor

/s/  
DEB WALLACE, City Manager

APPROVED AS TO FORM:

/s/  
CHRIS CALDWELL, City Attorney





## PUBLIC WORKS

### MEMORANDUM

TO: Deb Wallace, City Manager  
Mike Keith, Finance Director

FROM: Ben Burchfield, Public Works Director

DATE: November 8, 2023

SUBJECT: Converting Part-time Animal Shelter Position to Full-time

Construction on the new animal shelter is progressing, and we are on track to meet the original construction contract timeline of 365 days. Based on tentative estimates from Wilson Construction, they expect substantial completion by EOY. We expect between 30-60 days to complete punch-list items which puts us on track for a January-March shelter move-in. In an effort to prepare ahead of adjusting operations when that occurs, I am providing this memo to request Council approval to restructure shelter staff starting in December.

To preface, there have been numerous discussions between myself and the City Manager, interim City Manager, and previous and current Council about operational needs of the shelter as it has consistently been a fluid situation it seems we have to reassess year-to-year. Changes from initially scaling up personnel to provide better animal control response and shelter management, then reallocating a position to the police department who took animal control into its operations in 2021, and then adjusting one of the two remaining part-time positions to full-time to improve consistency of at the shelter.

The shelter is currently operating with one full-time shelter manager, a full-time animal shelter technician, and one part-time position. This is a better staffing situation than has been the case historically, but I am requesting conversion of the remaining part-time position to full-time that will better equip us for current and future operational needs. This request stems from both challenges still being experienced, and operational changes we anticipate:

1. The turnover of part-time positions at the shelter is well established. While the gross costs of part-time positions are lower than full-time at a surface level, the hidden costs of overtime to provide coverage and time and money spent on the training and hiring process steadily chip away at this balance. Because animal welfare is a 24/7/365

operation, staff must rotate weekends to provide essential care during holidays and weekends. When we have vacancies, this results in increased overtime costs and burnout. It has historically been a vicious cycle. Since my tenure started at the City in Oct 2018, we've had 10 employees cycle through part-time employment, two which were repeat employees, for a total of 12 vacancies. This position, simply put, is the single highest turnover position at Public Works, because it is one of the few part-time positions we have.

2. To that end, employee burnout and compassion fatigue in shelter operations is real. Lack of sufficient and qualified staff is a primary contributor to this. I can speak about this on a personal level, as I have directly contributed to shelter operations more than any previous director. It is a physically and emotionally demanding division. Stray or surrendered animals and the people bringing them can be volatile. When full-time staff use sick or vacation time on a day the part-time position is not scheduled, we are short-handed. One person cannot reasonably complete all the required cleaning, administrative duties, and animal intake to the level needed, and we have often leaned on MRHS for help. They do so when they can, but their own operational coverage is a challenge in and of itself. Additionally, unscheduled coverage of *one* weekday by the part-time position puts them over our 29-hour threshold, and while this can (and has) been done out of necessity on limited occasions, it becomes an issue if it becomes routine. That is increasingly becoming the case as I have pushed employees to take their accrued vacation time and balance out their hours by taking a 3-day weekend during pay periods where they work the previous or following weekend in an effort to provide work-life balance and reduce overtime. Work-life balance is essential for every employee, and the shelter has *always* struggled with this due to running on a very lean budget all while being the most prone division to huge swings in workload. The shelter can go from half-full to over-capacity in one hoarding case or a huge influx in strays in a week, resulting in both us and MRHS pivoting to damage control mode to rehome what we can and euthanize what we can't. It is a taxing and exhausting essential service we provide to City and County residents.
3. Animal care is a niche field. We are fortunate that the shelter manager and two technicians that we have now are experienced and proficient. Hiring an individual off the street that is able to be a "turnkey" hire is extremely unrealistic. Additionally, because euthanasia is a necessity, staff must be licensed and knowledgeable of regulatory requirements. Continually sending staff for licensure is expensive, and requiring part-time staff to do so is not appropriate. The requirements and implications of licensure, based on my own experience, push it beyond a reasonable job duty requirement for a part-time position. Also, because certification can take upwards of a year, licensure cannot even be obtained by new full-time staff in an expeditious manner. Adequate depth of licensed staff has been such an issue that both myself and the sanitation coordinator, who are both licensed, have either performed or assisted in almost all shelter euthanasia since September 2021. Again, this is another hidden cost because it pulls us away from our regular duties. Dangerous or sick animals must be euthanized, sometimes with no ability to schedule or plan ahead. Euthanasia, despite the negative connotation, prevents suffering and protects shelter staff, volunteers, and the public. We need flexibility to better distribute this burden by licensing *all* shelter staff.

4. Once operations migrate to the new shelter, we plan to formally take over all cat quarantine care duties. The new shelter will expand capacity of all animals, and the quarantine room in the new building will be larger and located in closer proximity to us to better streamline intake and care. These duties are currently handled by MRHS, and as aforementioned, they are already struggling to provide adequate coverage while doing outreach. We often assist. It is our intent to take over this component of operations, which will allow them to better direct efforts into adoption and transport of animals.

From a financial standpoint, the shelter currently has \$12,000 allocated to the part-time position line item. Taking this to a full-time position for the pay period beginning December 3<sup>rd</sup>, will result in an increase of \$20,000 for salaries and benefits for the remainder of this fiscal year.

Our current part-time employee, Shelby Maynor, has expressed significant interest in the position if it were to be converted to full-time. She joined us in July of 2022 as a temp, was formally made a part-time employee in December 2022, and has been an exemplary addition to our team while balancing college and work. It is my hope that this change can be approved, and we can seamlessly transition her into the position and maintain operational continuity as we prepare to transition operations to the new facility.



## **Athens Police Department**

### **Memorandum**

To: City Manager Deb Wallace

From: Chief Fred K. Schultz

Date: 16 November 2023

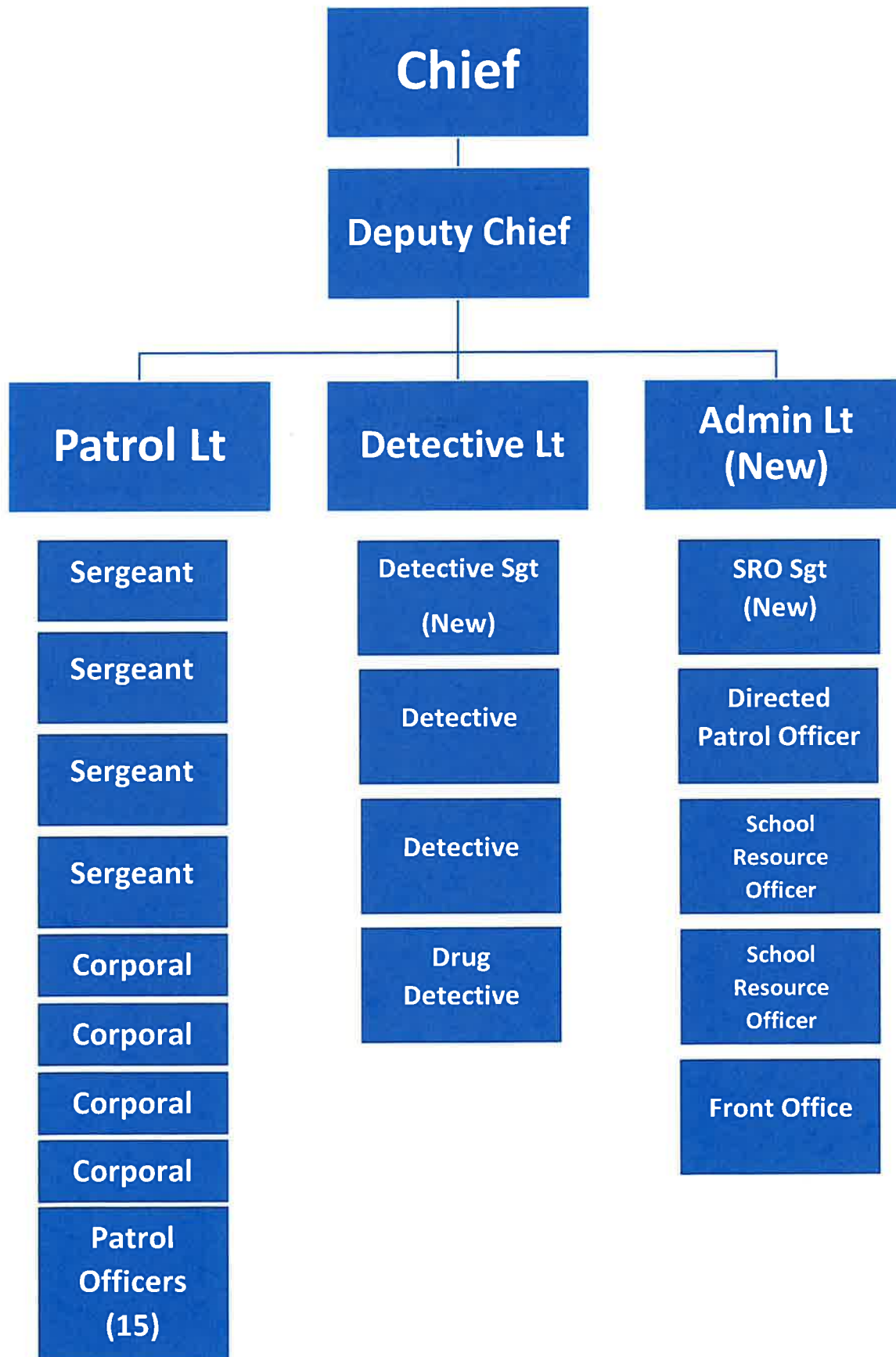
Ref: Departmental Restructure

Implementation of our restructure plan will require the following additions and funding:

- Add and fund the position of Administrative Lieutenant
- Fund the position of Detective Sergeant
- Fund two new Patrol Sergeant positions
- Rename the Administrative Sergeant to be SRO Sergeant

With these additions we will have twenty four on the street patrol positions split between two squads. It will help us to focus on our needs of leadership, advancement, and our future.

**ATHENS POLICE DEPARTMENT ORGANIZATIONAL STRUCTURE (PROPOSED)**



**ORDINANCE NO. 1124**

**AN ORDINANCE TO AMEND TITLE 8, CHAPTER 2 OF THE ATHENS MUNICIPAL CODE  
TO LIMIT THE NUMBER OF LOCAL LIQUOR STORE PRIVILEGE LICENSES TO 2**

**WHEREAS**, the City Council has determined that the Municipal Code of the City of Athens should be revised to place a limit on the number of local liquor store privilege licenses in the City.

**NOW, THEREFORE, BE IT ORDAINED BY THE CITY OF ATHENS, TENNESSEE, AS FOLLOWS:**

**SECTION 1.** Title 8, Chapter 2, is amended by replacing the current language of Section 218 (a) titled **“Number of Licenses”**:

“There shall be no limit on the number of local liquor store privilege licenses issued within the City of Athens, Tennessee.”

With:

“The number of local liquor store privilege licenses issued within the City of Athens, Tennessee shall be limited to 2.”

**SECTION 2.** Any Ordinance, Resolution, Motion or parts thereof in conflict herewith are hereby repealed and superseded. If any sentence, clause, phrase, or paragraph of this Ordinance is declared to be unconstitutional by any Court of competent jurisdiction, such holding will not affect any other portion of this Ordinance.

**SECTION 3. BE IT FURTHER ORDAINED** that this Ordinance shall take effect from and after its passage, the public welfare requiring it.

**PASSED ON FIRST READING:**

**PASSED ON SECOND READING:**

**DATE OF PUBLIC HEARING:**

---

STEVEN S. SHERLIN, Mayor

---

Deb Wallace, City Manager

APPROVED AS TO FORM:

---

Chris Caldwell, City Attorney

## MEMORANDUM

TO: Deb Wallace, City Manager and Mike Keith, Finance Director  
FROM: Matthew Marshall, Purchasing Assistant  
DATE: November 8, 2023  
RE: RFP-23-08 Animal Shelter Kennel

Attached is the bid tabulation for the Request for Bid 23-08. We had one proposal for the kennels and the installation of the kennels. We are recommending the council approve Midmark's proposal, in the amount of \$291,009.50. Public Works and I have met with the vendor to make sure this is the best solution for the City of Athens, TN. They have agreed to hold the pricing until December 29, 2023, and installation will begin between February and March. Over the phone, the vendor stated there would be a further discount, and they will send that in writing.

Thank You,  
Matthew Marshall



## MEMORANDUM

To: The Athens City Council

From: Chief Fred K. Schultz

Date: 7 Nover 2023

Ref: K9 Program

When I was appointed the interim Chief of Police, I began a review of our K9 program. At issue was its effectiveness, costs, and the future of the program. After much deliberation I decided to reinvest in the program. This reinvestment included a training regiment with a professional trainer recommended by another department. A routine training program was developed, and the dogs and their handlers seemed to flourish. During this time, it was discovered that there were discrepancies in the way the handlers were paid versus policy. I addressed this issue with supervisors to ensure that the policy would be followed from that point on by all parties involved. It was also addressed by Finance, Human Resources, and the City Manager's Office. This matter has been resolved.

Moving forward, it is time to reassess the program. Our dogs are beginning to enter their retirement window. We will have them assessed by our trainer to ensure they are in good physical working condition. Should a dog "washout", it will be retired. Once a dog is retired we will begin to look at the feasibility of replacing the dog. This program is completely covered by the department's drug fund except for the handlers' pay and benefits. This is a large investment and prices are close to double that of what was initially invested.

The K9 program is a great public relations and recruitment tool. I am approached often by officers asking if I plan on adding dogs, but that interest is limited to younger officers or those with previous experience.

I look forward to discussing this with you at our study session.



June 20, 2023

Page 5 of 7

**AYES:** Curtis, Pelley, Witt-McMahan, Eaton, Sherlin  
**NAYS:** None

- 11 -

MOTION CONCERNING BIDS FOR PICKLEBALL COURTS AT INGLESIDE

**Vice Mayor Eaton moved, Council Member Curtis seconded, to move discussions regarding pickleball courts at Ingleside to the July Study Session. Roll call vote:**

**AYES:** Curtis, Pelley, Witt-McMahan, Eaton, Sherlin  
**NAYS:** None

- 12 -

MOTION TO APPROVE WILLAM A. BUCKLEY, JR AS INTERIM CITY ATTORNEY

**Council Member Curtis moved, Vice Mayor Eaton seconded, to appoint William A. Buckley, Jr. as interim City Attorney. Roll call vote:**

**AYES:** Curtis, Pelley, Witt-McMahan, Eaton, Sherlin  
**NAYS:** None

- 13 -

MOTION TO ACCEPT RESIGNATION OF CITY ATTORNEY STEPHEN HATCHETT

**Council Member Pelley moved, Vice Mayor Eaton seconded, to accept the resignation of City Attorney Stephen Hatchett effective June 30. Roll call vote:**

**AYES:** Curtis, Pelley, Witt-McMahan, Eaton, Sherlin  
**NAYS:** None

- 14 -

MOTION CONCERNING LEAKED INFORMATION FROM AN EXECUTIVE SESSION FOR THE PROPOSED LAWSUIT SETTLEMENT ITEM ON THE MAY 16 COUNCIL MEETING

**Council Member Pelley moved, Vice Mayor Eaton seconded, that the City Council, along with the City Attorney, conduct an investigation into who leaked information from an Executive Session of the Council to Chris Trew regarding the proposed lawsuit settlement on the May 16 Council agenda. Roll call vote:**

**AYES:** Curtis, Pelley, Witt-McMahan, Eaton, Sherlin  
**NAYS:** None

**CITY OF ATHENS, TENNESSEE**  
**Narrative on Financial Analysis**  
**October, 2023**

This narrative will discuss various aspects of the financial data presented to the city council for the above-referenced month. July, and 2 or 3 subsequent months will be above the normal percentages, primarily on the expenditure side because of several factors, as discussed below.

General Fund

Overall, we collected about \$506,000 more in October this year, primarily because we received \$225,000 for the SRO grant, \$24,000 for FEMA grant, \$203,000 more in interest revenue and \$106,000 more in property tax. As a percentage we collected 1.03% more than the budgeted revenues for last year.

PLEASE NOTE: On the financial spreadsheet that accompanies this report, at the top you will see General Fund revenues. I have only broken out major sources of revenue such as property taxes and sales taxes. The "total revenues" amount includes smaller items that I did not show in detail. A complete listing of all revenue accounts can be found on your computer-generated report titled "Statement of Actual and Estimated Revenues".

Expenditures are always going to show high in the early budget months, primarily due to the retirement contribution being paid in July and the fleet management transfer.

Another factor that makes the percentage spent look high is the fact that we set up annual purchase orders for known or recurring monthly expenses. For example, in the City Council division we pay for the monthly taping of council meetings. To avoid having to prepare a purchase order every month, we prepare one for the entire year and pay off of it monthly. This total PO is included in the "expended & encumbered" percentage.

Expenditures and encumbrances for this year are \$257,000 more than this time last year, showing 52.28% this year. The variance is due to the fund balance transfer to the capital projects fund not being made yet in the current year and the paving in the current year.

Sanitation

Revenues and expenditures are comparable to the prior year.

Please let me know if I can provide additional information.

**CITY OF ATHENS, TENNESSEE**  
**Financial Analysis for October, 2023**  
(Unaudited)

				Increase (Decrease) From		Variance from Current Yr. to Prior Yr.	12-Month Variance (4/12=33.33%)
	Prior Year 10/31/2022	% Collected	Current Year 10/31/2023	Prior Year	% Collected		
<b>GENERAL FUND</b>							
Property Taxes	610,215	9.39%	644,650	34,435	9.88%	0.49%	-23.45%
AUB In-Lieu of Taxes	360,561	40.97%	248,690	(111,871)	28.42%	-12.55%	-4.91%
Local Sales Taxes	2,815,683	36.10%	2,922,628	106,945	34.79%	-1.31%	1.46%
Wholesale Beer Taxes	188,304	35.53%	188,296	(8)	35.53%	0.00%	2.20%
Wholesale Liquor Taxes	66,648	23.80%	70,676	4,028	25.24%	1.44%	-8.09%
Gross Receipt Taxes	55,535	12.59%	46,798	(8,737)	8.65%	-3.94%	-24.68%
State Sales Taxes	551,646	35.59%	562,073	10,427	35.13%	-0.46%	1.80%
Gas and Motor Fuel Taxes	168,524	35.11%	171,525	3,001	35.73%	0.62%	2.40%
Court Fines/Costs	37,041	24.69%	23,305	(13,736)	21.19%	-3.50%	-12.14%
Interest Income	63,242	210.81%	266,376	203,134	88.79%	-122.02%	55.46%
Total Revenues/% of Budget	5,196,856	26.52%	5,703,017	506,161	27.55%	1.03%	-5.78%
<b>Sales Tax</b>							
	<b>2022</b>	<b>2023</b>	<b>Difference</b>				
September	2,149,982	2,229,799	79,817				
October	2,815,683	2,922,628	106,945				
<b>SANITATION</b>							
<b>Revenues:</b>							
Industrial/Commercial	156,316	37.22%	154,821	(1,495)	36.86%	-0.36%	3.53%
Residential	185,488	34.35%	190,026	4,538	35.19%	0.84%	1.86%
Total Revenues/% of Budget	353,457	36.44%	372,810	19,353	36.91%	0.47%	3.58%
<b>GENERAL FUND</b>							
	<b>Prior Year 10/31/2022</b>		<b>Current Year 10/31/2023</b>			<b>Variance from Current Yr. to Prior Yr.</b>	<b>12-Month Variance (4/12=33.33%)</b>
	<b>Actual</b>	<b>% Expended &amp; Encumbered</b>	<b>Actual</b>	<b>Outstanding PO's</b>	<b>% Expended &amp; Encumbered</b>		
<b>GENERAL FUND</b>							
City Manager's Office	155,461	43.62%	129,606	9,550	44.04%	0.42%	10.71%
City Council	33,563	55.29%	26,700	3,650	47.87%	-7.42%	14.54%
City Judge	4,306	33.12%	4,306		33.12%	0.00%	-0.21%
City Attorney	22,885	57.21%	11,780		29.45%	-27.76%	-3.88%
Special Appropriations	116,400	31.32%	126,450		32.51%	1.19%	-0.82%
Athens City Schools	935,174	38.63%	972,731		40.18%	1.55%	6.85%
Athens Utilities Board	196,064	40.85%	178,098		33.60%	-7.25%	0.27%
<b>Total Administration</b>	<b>1,463,853</b>	<b>39.11%</b>	<b>1,449,671</b>	<b>13,200</b>	<b>38.78%</b>	<b>-0.33%</b>	<b>5.45%</b>
Finance	179,205	35.89%	184,085	3,987	35.93%	0.04%	2.60%
Personnel	77,054	33.31%	76,849	4,275	31.18%	-2.13%	-2.15%
Administration (Purchasing)	44,678	24.14%	45,466	842	35.19%	11.05%	1.86%
City Hall	110,281	58.72%	101,197	45,572	75.46%	16.74%	42.13%
Information Technology	146,403	45.62%	129,642	5,229	30.46%	-15.16%	-2.87%
<b>Total Admin &amp; Emer. Svcs.</b>	<b>301,362</b>	<b>43.44%</b>	<b>276,305</b>	<b>51,643</b>	<b>42.65%</b>	<b>-0.79%</b>	<b>9.32%</b>
Administration	70,313	37.64%	70,990	82	36.73%	-0.91%	3.40%
Codes Enforcement	138,502	44.78%	130,737	4,871	41.13%	-3.65%	7.80%
Cemeteries	36,531	109.37%	9,027	27,500	84.55%	-24.82%	51.22%
<b>Total Community Development</b>	<b>245,346</b>	<b>46.34%</b>	<b>210,754</b>	<b>32,453</b>	<b>42.94%</b>	<b>-3.40%</b>	<b>9.61%</b>

**CITY OF ATHENS, TENNESSEE**  
**Financial Analysis for October, 2023**  
**(Unaudited)**

(Unaudited)							
	Prior Year 10/31/2022		Current Year 10/31/2023			Variance from	12-Month Variance
	Actual	% Expended & Encumbered	Actual	Outstanding PO's	% Expended & Encumbered	Current Yr. to Prior Yr.	(4/12=33.33%)
Administration (Police)	102,254	31.38%	213,016	3,089	67.60%	36.22%	34.27%
Patrol	959,110	39.20%	995,271	38,169	39.88%	0.68%	6.55%
Detectives	183,663	31.72%	253,395	75,140	53.89%	22.17%	20.56%
<b>Total Police</b>	<b>1,245,027</b>	<b>37.14%</b>	<b>1,461,682</b>	<b>116,398</b>	<b>44.82%</b>	<b>7.68%</b>	<b>11.49%</b>
Administration (Fire)	75,321	38.57%	48,846	4,300	25.84%	-12.73%	-7.49%
Prevention	42,002	36.18%	46,474	300	39.74%	3.56%	6.41%
Suppression	1,086,728	46.57%	1,155,409	44,866	48.88%	2.31%	15.55%
<b>Total Fire</b>	<b>1,204,051</b>	<b>45.52%</b>	<b>1,250,729</b>	<b>49,466</b>	<b>46.78%</b>	<b>1.26%</b>	<b>13.45%</b>
Administration (Parks & Rec)	86,293	33.51%	98,333	600	41.33%	7.82%	8.00%
Maintenance	359,840	48.06%	287,730	63,226	43.54%	-4.52%	10.21%
Swimming Pools	26,981	58.40%	27,416	2,902	59.92%	1.52%	26.59%
Program Planning	133,490	42.10%	124,986	21,718	45.08%	2.98%	11.75%
<b>Total Parks &amp; Recreation</b>	<b>606,604</b>	<b>44.29%</b>	<b>538,465</b>	<b>88,446</b>	<b>44.11%</b>	<b>-0.18%</b>	<b>10.78%</b>
Administration (Public Works)	146,504	39.66%	138,061	21,756	37.69%	-1.97%	4.36%
Traffic Control	69,865	29.86%	62,296	108,355	56.75%	26.89%	23.42%
Street Maintenance	260,420	25.94%	710,079	1,604,274	223.37%	197.43%	190.04%
Street Construction	257,666	43.23%	251,580	51,753	48.78%	5.55%	15.45%
Street Cleaning	492,242	50.64%	452,987	33,065	46.65%	-3.99%	13.32%
Fleet Maintenance	116,014	35.17%	124,463	9,477	38.03%	2.86%	4.70%
Animal Control	70,718	37.01%	74,019	3,346	36.12%	-0.89%	2.79%
<b>Total Public Works</b>	<b>1,413,429</b>	<b>38.24%</b>	<b>1,813,485</b>	<b>1,832,026</b>	<b>92.06%</b>	<b>53.82%</b>	<b>58.73%</b>
Communications	156,230	49.87%	163,594		49.98%	0.11%	16.65%
Non-Departmental	3,673,045	67.71%	1,196,844	8,159	43.04%	-24.67%	9.71%
<b>Total General Fund</b>	<b>10,565,206</b>	<b>46.96%</b>	<b>8,622,463</b>	<b>2,200,053</b>	<b>52.28%</b>	<b>5.32%</b>	<b>18.95%</b>
				<b>10,822,516</b>			
Increase (Decrease)		257,310					
<b>Sanitation:</b>							
<b>Expenditures:</b>	426,178	44.86%	415,065	12,084	42.29%	-2.57%	8.96%

CITY OF ATHENS  
 FINANCIAL REPORT  
 CASH BALANCES AND INVESTMENT SHEET  
 2023-2024

	JUL	AUGUST	SEPT	OCT
GENERAL	16,149,000	15,794,000	15,502,000	15,184,000
EMP MED BENEFIT	394,000	398,000	400,000	401,000
SCHOOL DEBT SER	3,476,000	1,236,000	1,432,000	1,627,000
CITY DEBT SER	45,000	45,000	45,000	447,000
CAP IMP	11,872,000	12,057,000	11,897,000	12,105,000
FLEET	8,283,000	8,428,000	8,487,000	8,278,000
SAN	1,481,000	1,359,000	1,375,000	1,512,000
DRUG	159,000	131,000	139,000	143,000
CONFERENCE	77,000	51,000	53,000	55,000
SCHOOL CONST	3,058,000	3,689,000	3,384,000	3,385,000
2021 GO BOND	4,779,000	4,254,000	4,170,000	3,553,000
HOTEL/MOTEL TAX	496,000	464,000	496,000	509,000
TOTAL CASH & INV	50,269,000	47,906,000	47,380,000	47,199,000



City of Athens, Tennessee

# Monthly Rev and Exp Reports for Council

## Account Summary

For Fiscal: 2023-2024 Period Ending: 10/31/2023

		Original Total Budget	Current Total Budget	Period Activity	Fiscal Activity	Variance Favorable (Unfavorable)	Percent Used
<b>Fund: 01 - GENERAL FUND</b>							
<b>Revenue</b>							
<a href="#">01-0000-4110</a>	CURRENT PROPERTY TAXES	6,300,000.00	6,300,000.00	452,143.00	547,365.00	-5,752,635.00	8.69 %
<a href="#">01-0000-4115</a>	PRIOR YEAR PROPERTY TAXES	100,000.00	100,000.00	31,452.00	48,565.00	-51,435.00	48.57 %
<a href="#">01-0000-4120</a>	DELINQUENT PROPERTY TAXES C&	80,000.00	80,000.00	4,832.00	32,321.00	-47,679.00	40.40 %
<a href="#">01-0000-4125</a>	PUBLIC UTILITIES	80,000.00	80,000.00	0.00	90.00	-79,910.00	0.11 %
<a href="#">01-0000-4130</a>	INTEREST & PENALTY PY	20,000.00	20,000.00	4,214.08	5,783.15	-14,216.85	28.92 %
<a href="#">01-0000-4135</a>	INTEREST & PENALTY C&M	25,000.00	25,000.00	1,672.51	10,615.59	-14,384.41	42.46 %
<a href="#">01-0000-4145</a>	AUB ELECTRIC	650,000.00	650,000.00	45,821.55	183,286.20	-466,713.80	28.20 %
<a href="#">01-0000-4150</a>	AUB GAS	225,000.00	225,000.00	16,351.07	65,404.28	-159,595.72	29.07 %
<a href="#">01-0000-4165</a>	LOCAL SALES TAX	8,400,000.00	8,400,000.00	692,828.87	2,922,627.73	-5,477,372.27	34.79 %
<a href="#">01-0000-4170</a>	WHOLESALE BEER TAX	530,000.00	530,000.00	45,758.44	188,296.25	-341,703.75	35.53 %
<a href="#">01-0000-4171</a>	WHOLESALE LIQUOR TAX	280,000.00	280,000.00	21,311.01	70,675.96	-209,324.04	25.24 %
<a href="#">01-0000-4176</a>	BUSINESS LICENSE APPLICATION FE	1,000.00	1,000.00	75.00	435.00	-565.00	43.50 %
<a href="#">01-0000-4177</a>	BUSINESS TAX-ST CLERK FEE	40,000.00	40,000.00	892.80	4,792.09	-35,207.91	11.98 %
<a href="#">01-0000-4178</a>	BUSINESS TAX-ST COLLECTED	500,000.00	500,000.00	7,386.49	41,570.02	-458,429.98	8.31 %
<a href="#">01-0000-4205</a>	CABLE TV FRANCHISE TAX-COMCAS	160,000.00	160,000.00	0.00	0.00	-160,000.00	0.00 %
<a href="#">01-0000-4210</a>	CABLE TV FRANCHISE TAX-AT&T	8,000.00	8,000.00	0.00	0.00	-8,000.00	0.00 %
<a href="#">01-0000-4310</a>	TAXI/WRECKER/SOLICITORS	1,000.00	1,000.00	0.00	40.00	-960.00	4.00 %
<a href="#">01-0000-4315</a>	BEER PERMITS	12,000.00	12,000.00	0.00	2,393.00	-9,607.00	19.94 %
<a href="#">01-0000-4320</a>	ANIMAL CONTROL	1,000.00	1,000.00	80.00	372.00	-628.00	37.20 %
<a href="#">01-0000-4325</a>	BUILDING LICENSES & PERMITS	50,000.00	50,000.00	29,957.00	76,927.00	26,927.00	153.85 %
<a href="#">01-0000-4410</a>	TVA PAYMENTS IN LIEU OF TAX	150,000.00	150,000.00	0.00	0.00	-150,000.00	0.00 %
<a href="#">01-0000-4412</a>	TVA IMPACT PYMTS	45,000.00	45,000.00	0.00	0.00	-45,000.00	0.00 %
<a href="#">01-0000-4415</a>	HOUSING AUTHORITY IN LIEU OF T	60,000.00	60,000.00	0.00	0.00	-60,000.00	0.00 %
<a href="#">01-0000-4420</a>	STATE LAW/FIRE GRANTS	43,000.00	43,000.00	0.00	0.00	-43,000.00	0.00 %
<a href="#">01-0000-4425</a>	STATE SALES TAX	1,600,000.00	1,600,000.00	141,133.57	562,073.10	-1,037,926.90	35.13 %
<a href="#">01-0000-4430</a>	STATE INCOME TAX	0.00	0.00	0.00	623.21	623.21	0.00 %
<a href="#">01-0000-4435</a>	STATE BEER TAX	6,000.00	6,000.00	3,392.67	3,392.67	-2,607.33	56.54 %
<a href="#">01-0000-4440</a>	STATE MIXED DRINK TAX	80,000.00	80,000.00	8,185.83	32,468.65	-47,531.35	40.59 %
<a href="#">01-0000-4445</a>	STATE GAS INSPECTION TAX	26,000.00	26,000.00	2,150.13	8,600.62	-17,399.38	33.08 %
<a href="#">01-0000-4450</a>	STATE EXCISE TAX	40,000.00	40,000.00	0.00	0.00	-40,000.00	0.00 %
<a href="#">01-0000-4455</a>	STATE SPORTSBETTING TAX	15,000.00	15,000.00	0.00	5,596.14	-9,403.86	37.31 %
<a href="#">01-0000-4460</a>	REIMB OTHER GOVERNMENTS	80,000.00	80,000.00	0.00	29,949.47	-50,050.53	37.44 %
<a href="#">01-0000-4465</a>	STATE GAS & MOTOR FUEL TAX	480,000.00	480,000.00	44,979.00	171,525.00	-308,475.00	35.73 %
<a href="#">01-0000-4475</a>	REIMB:HIGHWAY MAINTENANCE	20,000.00	20,000.00	0.00	3,833.10	-16,166.90	19.17 %
<a href="#">01-0000-4520</a>	GRANT FUNDS	0.00	0.00	0.00	24,009.55	24,009.55	0.00 %
<a href="#">01-0000-4530</a>	GRANTS - POLICE DEPT.	0.00	0.00	0.00	225,000.00	225,000.00	0.00 %
<a href="#">01-0000-4620</a>	ACCIDENT REPORT CHARGES	0.00	0.00	47.50	208.50	208.50	0.00 %
<a href="#">01-0000-4625</a>	REPAIR DAMAGES AUB	25,000.00	25,000.00	2,470.50	4,809.70	-20,190.30	19.24 %
<a href="#">01-0000-4630</a>	CEMETERY LOTS	1,000.00	1,000.00	480.00	2,250.00	1,250.00	225.00 %
<a href="#">01-0000-4635</a>	CEDAR GROVE EXPANSION	5,000.00	5,000.00	840.00	2,980.00	-2,020.00	59.60 %
<a href="#">01-0000-4665</a>	POOLS INGLESIDE	10,000.00	10,000.00	0.00	5,109.75	-4,890.25	51.10 %
<a href="#">01-0000-4675</a>	RECREATION CONCESSIONS	30,000.00	30,000.00	2,421.30	13,365.30	-16,634.70	44.55 %
<a href="#">01-0000-4685</a>	ADULT SPORTS ACTIVITIES	0.00	0.00	-29.00	4,403.00	4,403.00	0.00 %
<a href="#">01-0000-4690</a>	GENERAL CLASSES	40,000.00	40,000.00	5,334.00	9,507.49	-30,492.51	23.77 %
<a href="#">01-0000-4695</a>	SPECIAL TICKET SALES	30,000.00	30,000.00	0.00	0.00	-30,000.00	0.00 %
<a href="#">01-0000-4700</a>	YOUTH SPORTS ACTIVITIES	15,000.00	15,000.00	0.00	180.00	-14,820.00	1.20 %
<a href="#">01-0000-4705</a>	LEASE/RENTAL BALLFIELDS	3,000.00	3,000.00	-360.00	1,751.24	-1,248.76	58.37 %
<a href="#">01-0000-4710</a>	LEASE/RENTAL PICNIC SHEL	3,000.00	3,000.00	410.00	3,527.50	527.50	117.58 %
<a href="#">01-0000-4740</a>	FOUNDATION REVENUE	0.00	0.00	661.00	2,418.76	2,418.76	0.00 %
<a href="#">01-0000-4810</a>	CITY COURT FINES & COSTS	110,000.00	110,000.00	8,735.40	23,304.75	-86,695.25	21.19 %

		Original	Current	Period	Fiscal	Variance	Percent
		Total Budget	Total Budget	Activity	Activity	Favorable (Unfavorable)	Used
<u>01-0000-4910</u>	INTEREST INCOME	300,000.00	300,000.00	113,308.10	266,376.15	-33,623.85	88.79 %
<u>01-0000-4925</u>	INSURANCE RECOVERIES	0.00	0.00	0.00	70,000.00	70,000.00	0.00 %
<u>01-0000-4930</u>	DISCOUNTS EARNED	0.00	0.00	31.76	302.82	302.82	0.00 %
<u>01-0000-4935</u>	THIRD PARTY CONTRIBUTIONS	0.00	0.00	300.00	9,646.00	9,646.00	0.00 %
<u>01-0000-4940</u>	THIRD PARTY CONTRIBUTIONS-ANI	0.00	0.00	0.00	15.00	15.00	0.00 %
<u>01-0000-4999</u>	MISCELLANEOUS INCOME	20,000.00	20,000.00	2,979.43	14,230.10	-5,769.90	71.15 %
	Revenue Total:	20,700,000.00	20,700,000.00	1,692,247.01	5,703,016.84	-14,996,983.16	27.55%
	Fund: 01 - GENERAL FUND Total:	20,700,000.00	20,700,000.00	1,692,247.01	5,703,016.84	-14,996,983.16	27.55%
	Report Total:	20,700,000.00	20,700,000.00	1,692,247.01	5,703,016.84	-14,996,983.16	27.55%



City of Athens, Tennessee

# Monthly Rev and Exp Reports for Council

## Group Summary

For Fiscal: 2023-2024 Period Ending: 10/31/2023

Division	Original Total Budget	Current Total Budget	Period Activity	Fiscal Activity	Encumbrances	Variance		Percent Used
						Favorable	(Unfavorable)	
<b>Fund: 01 - GENERAL FUND</b>								
<b>Department: 01 - Administration</b>								
0101 - City Manager's Office	316,000.00	316,000.00	34,346.82	129,605.67	9,549.84	176,844.49		44.04%
0102 - City Council	63,400.00	63,400.00	5,125.25	26,699.99	3,650.00	33,050.01		47.87%
0103 - City Judge	13,000.00	13,000.00	1,076.50	4,306.00	0.00	8,694.00		33.12%
0104 - City Attorney	40,000.00	40,000.00	500.00	11,780.00	0.00	28,220.00		29.45%
0105 - Special Appropriations	389,000.00	389,000.00	41,725.00	126,450.00	0.00	262,550.00		32.51%
0106 - Athens City Schools	2,421,000.00	2,421,000.00	230,836.91	972,730.68	0.00	1,448,269.32		40.18%
0107 - Athens Utilities Board	530,000.00	530,000.00	42,581.89	178,098.50	0.00	351,901.50		33.60%
<b>Department: 01 - Administration Total:</b>	<b>3,772,400.00</b>	<b>3,772,400.00</b>	<b>356,192.37</b>	<b>1,449,670.84</b>	<b>13,199.84</b>	<b>2,309,529.32</b>		<b>38.78%</b>
<b>Department: 02 - Finance</b>								
0201 - Finance	523,500.00	523,500.00	35,725.50	184,084.64	3,986.88	335,428.48		35.93%
<b>Department: 02 - Finance Total:</b>	<b>523,500.00</b>	<b>523,500.00</b>	<b>35,725.50</b>	<b>184,084.64</b>	<b>3,986.88</b>	<b>335,428.48</b>		<b>35.93%</b>
<b>Department: 03 - Human Resources</b>								
0301 - Human Resources	260,200.00	260,200.00	14,930.75	76,849.30	4,274.76	179,075.94		31.18%
<b>Department: 03 - Human Resources Total:</b>	<b>260,200.00</b>	<b>260,200.00</b>	<b>14,930.75</b>	<b>76,849.30</b>	<b>4,274.76</b>	<b>179,075.94</b>		<b>31.18%</b>
<b>Department: 04 - Administrative Services</b>								
0401 - Administration	131,600.00	131,600.00	-7,062.83	45,466.13	841.58	85,292.29		35.19%
0402 - City Hall	194,500.00	194,500.00	19,761.33	101,197.01	45,572.34	47,730.65		75.46%
0403 - Information Technology	442,800.00	442,800.00	9,874.69	129,641.49	5,229.20	307,929.31		30.46%
<b>Department: 04 - Administrative Services Total:</b>	<b>768,900.00</b>	<b>768,900.00</b>	<b>22,573.19</b>	<b>276,304.63</b>	<b>51,643.12</b>	<b>440,952.25</b>		<b>42.65%</b>
<b>Department: 05 - Community Development</b>								
0501 - Administration	193,500.00	193,500.00	13,579.03	70,990.14	82.57	122,427.29		36.73%
0502 - Codes Enforcement	329,700.00	329,700.00	20,712.62	130,736.89	4,870.60	194,092.51		41.13%
0503 - Cemeteries	43,200.00	43,200.00	3,000.00	9,026.56	27,500.00	6,673.44		84.55%
<b>Department: 05 - Community Development Total:</b>	<b>566,400.00</b>	<b>566,400.00</b>	<b>37,291.65</b>	<b>210,753.59</b>	<b>32,453.17</b>	<b>323,193.24</b>		<b>42.94%</b>
<b>Department: 06 - Police</b>								
0601 - Administration	319,700.00	319,700.00	47,148.90	213,016.02	3,088.86	103,595.12		67.60%
0602 - Patrol	2,591,500.00	2,591,500.00	155,700.38	995,271.64	38,169.38	1,558,058.98		39.88%
0603 - Special Services	609,600.00	609,600.00	48,950.68	253,394.66	75,139.89	281,065.45		53.89%
<b>Department: 06 - Police Total:</b>	<b>3,520,800.00</b>	<b>3,520,800.00</b>	<b>251,799.96</b>	<b>1,461,682.32</b>	<b>116,398.13</b>	<b>1,942,719.55</b>		<b>44.82%</b>
<b>Department: 07 - Fire</b>								
0701 - Administration	205,700.00	205,700.00	-17,211.84	48,845.65	4,300.00	152,554.35		25.84%
0702 - Prevention	117,700.00	117,700.00	12,032.13	46,474.41	300.00	70,925.59		39.74%



Monthly Rev and Exp Reports for Council

For Fiscal: 2023-2024 Period Ending: 10/31/2023

Division	Original Total Budget	Current Total Budget	Period Activity	Fiscal Activity	Encumbrances	Variance Favorable (Unfavorable)	Percent Used
0703 - Suppression	2,455,700.00	2,455,700.00	200,356.05	1,155,409.44	44,865.66	1,255,424.90	48.88%
Department: 07 - Fire Total:	2,779,100.00	2,779,100.00	195,176.34	1,250,729.50	49,465.66	1,478,904.84	46.78%
Department: 08 - Parks and Recreation							
0801 - Administration	239,400.00	239,400.00	17,346.38	98,333.15	600.00	140,466.85	41.33%
0802 - Maintenance	806,000.00	806,000.00	89,387.97	287,729.81	63,225.97	455,044.22	43.54%
0803 - Swimming Pools	50,600.00	50,600.00	209.57	27,416.08	2,902.12	20,281.80	59.92%
0804 - Program Planning	325,400.00	325,400.00	25,395.32	124,985.62	21,718.29	178,696.09	45.08%
Department: 08 - Parks and Recreation Total:	1,421,400.00	1,421,400.00	132,339.24	538,464.66	88,446.38	794,488.96	44.11%
Department: 09 - Public Works							
0901 - Administration	424,000.00	424,000.00	27,254.10	138,061.25	21,755.56	264,183.19	37.69%
0902 - Traffic Control	300,700.00	300,700.00	9,514.16	62,295.55	108,354.88	130,049.57	56.75%
0903 - Street Maintenance	1,026,900.00	1,026,900.00	31,286.33	710,078.80	1,604,274.46	-1,287,453.26	225.37%
0904 - Street Construction	621,900.00	621,900.00	35,707.17	251,580.22	51,753.04	318,566.74	48.78%
0905 - Street Cleaning	1,020,100.00	1,020,100.00	81,765.86	452,987.38	33,065.44	534,047.18	47.65%
0906 - Fleet Maintenance	352,200.00	352,200.00	23,294.50	124,462.65	9,476.71	218,260.64	38.03%
0908 - Animal Control	214,200.00	214,200.00	16,859.24	74,018.78	3,346.00	136,835.22	36.12%
Department: 09 - Public Works Total:	3,960,000.00	3,960,000.00	225,681.36	1,813,484.63	1,832,026.09	314,489.28	92.06%
Department: 10 - Communications/Dispatch							
1004 - Communications/Dispatch	327,300.00	327,300.00	81,517.08	163,594.16	0.00	163,705.84	49.98%
Department: 10 - Communications/Dispatch Total:	327,300.00	327,300.00	81,517.08	163,594.16	0.00	163,705.84	49.98%
Department: 11 - Transfers							
1101 - Non-Departmental	2,800,000.00	2,800,000.00	588,217.89	1,196,844.30	8,159.13	1,594,996.57	43.04%
Department: 11 - Transfers Total:	2,800,000.00	2,800,000.00	588,217.89	1,196,844.30	8,159.13	1,594,996.57	43.04%
Fund: 01 - GENERAL FUND Total:	20,700,000.00	20,700,000.00	1,941,445.33	8,622,462.57	2,200,053.16	9,877,484.27	52.28%
Report Total:	20,700,000.00	20,700,000.00	1,941,445.33	8,622,462.57	2,200,053.16	9,877,484.27	52.28%



City of Athens, Tennessee

# Monthly Rev and Exp Reports for Council

## Account Summary

For Fiscal: 2023-2024 Period Ending: 10/31/2023

		Original Total Budget	Current Total Budget	Period Activity	Fiscal Activity	Variance Favorable (Unfavorable)	Percent Used
Fund: 12 - SANITATION							
Revenue							
<u>12-0000-4648</u>	REFUSE PENALTY	4,000.00	4,000.00	484.40	1,811.67	-2,188.33	45.29 %
<u>12-0000-4650</u>	IND/COMMERCIAL REFUSE CHARG	420,000.00	420,000.00	48,511.80	154,820.80	-265,179.20	36.86 %
<u>12-0000-4658</u>	REFUSE COLLECTION CHARGES	540,000.00	540,000.00	44,406.90	190,026.26	-349,973.74	35.19 %
<u>12-0000-4750</u>	RECYCLING CENTER	3,000.00	3,000.00	832.63	2,692.60	-307.40	89.75 %
<u>12-0000-4910</u>	INTEREST INCOME	40,000.00	40,000.00	6,175.65	23,369.69	-16,630.31	58.42 %
<u>12-0000-4930</u>	DISCOUNTS EARNED	0.00	0.00	2.47	25.29	25.29	0.00 %
<u>12-0000-4999</u>	MISCELLANEOUS INCOME	3,000.00	3,000.00	27.92	63.22	-2,936.78	2.11 %
Revenue Total:		1,010,000.00	1,010,000.00	100,441.77	372,809.53	-637,190.47	36.91%
Fund: 12 - SANITATION Total:		1,010,000.00	1,010,000.00	100,441.77	372,809.53	-637,190.47	36.91%
Report Total:		1,010,000.00	1,010,000.00	100,441.77	372,809.53	-637,190.47	36.91%



City of Athens, Tennessee

# Monthly Rev and Exp Reports for Council

## Group Summary

For Fiscal: 2023-2024 Period Ending: 10/31/2023

### Division

Fund: 12 - SANITATION  
Department: 09 - Public Works  
0907 - Sanitation

	Original Total Budget	Current Total Budget	Period Activity	Fiscal Activity	Encumbrances	Variance Favorable (Unfavorable)	Percent Used
	1,010,000.00	1,010,000.00	58,391.48	415,065.48	12,084.28	582,850.24	42.29%
Department: 09 - Public Works Total:	1,010,000.00	1,010,000.00	58,391.48	415,065.48	12,084.28	582,850.24	42.29%
Fund: 12 - SANITATION Total:	1,010,000.00	1,010,000.00	58,391.48	415,065.48	12,084.28	582,850.24	42.29%
Report Total:	1,010,000.00	1,010,000.00	58,391.48	415,065.48	12,084.28	582,850.24	42.29%

# City of Athens Fire Dept

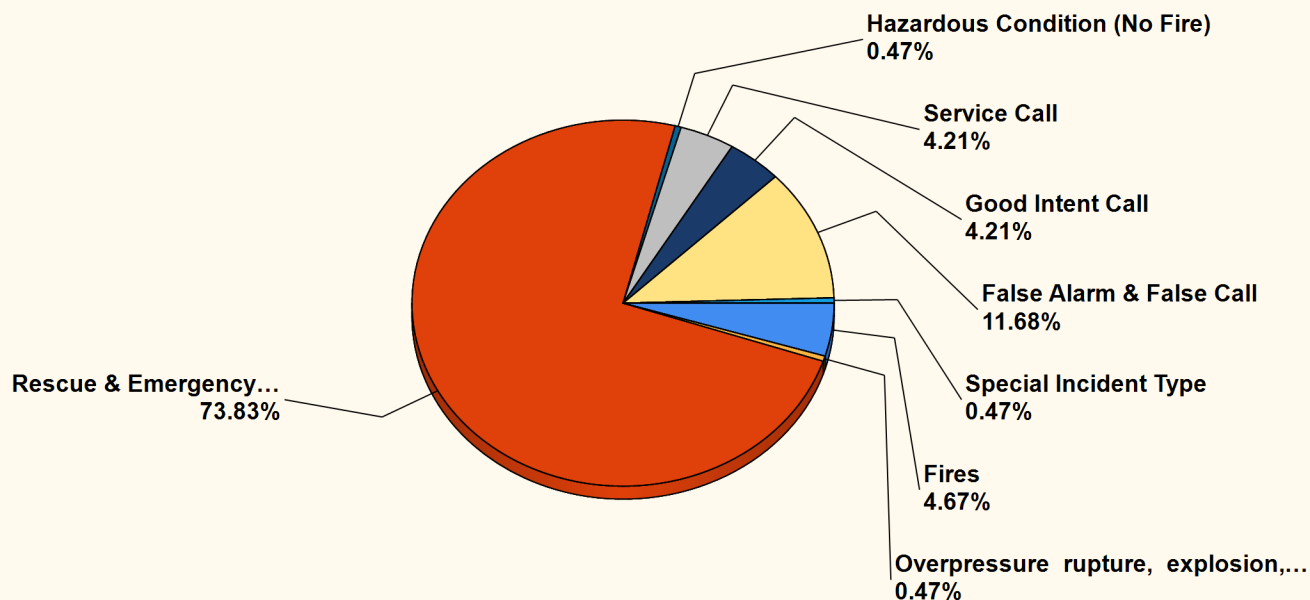
Athens, TN

This report was generated on 11/7/2023 2:29:22 PM



## Breakdown by Major Incident Types for Date Range

Zone(s): All Zones | Start Date: 10/01/2023 | End Date: 10/31/2023



MAJOR INCIDENT TYPE	# INCIDENTS	% of TOTAL
Fires	10	4.67%
Overpressure rupture, explosion, overheating - no fire	1	0.47%
Rescue & Emergency Medical Service	158	73.83%
Hazardous Condition (No Fire)	1	0.47%
Service Call	9	4.21%
Good Intent Call	9	4.21%
False Alarm & False Call	25	11.68%
Special Incident Type	1	0.47%
<b>TOTAL</b>	<b>214</b>	<b>100%</b>

1339 hours of employee training  
1 CPR class  
1 Car seat installation  
2023 TN Pipeline Safety Program  
Fire Prevention - ACPS 1168 kids  
Fire Prevention with local preschools and churches - 150 kids  
Fall Festival First Baptist Church  
Provided Fire Extinguisher training to Heil Trailer x 2  
Pumpkin Town  
Escorted Moon Pies and military vehicles to ACPS  
Picnic - Heil Trailer

9 employees attended TARS Grain Bin Class  
Fall Festival First Baptist Church  
Downtown Halloween at Market Park  
Meadow Branch Pipeline Safety Meeting

Only REVIEWED and/or LOCKED IMPORTED incidents are included. Summary results for a major incident type are not displayed if the count is zero.



emergencyreporting.com  
Doc Id: 553  
Page # 1 of 2

### Detailed Breakdown by Incident Type

INCIDENT TYPE	# INCIDENTS	% of TOTAL
111 - Building fire	3	1.4%
130 - Mobile property (vehicle) fire, other	1	0.47%
131 - Passenger vehicle fire	2	0.93%
132 - Road freight or transport vehicle fire	1	0.47%
140 - Natural vegetation fire, other	1	0.47%
151 - Outside rubbish, trash or waste fire	1	0.47%
154 - Dumpster or other outside trash receptacle fire	1	0.47%
251 - Excessive heat, scorch burns with no ignition	1	0.47%
311 - Medical assist, assist EMS crew	129	60.28%
322 - Motor vehicle accident with injuries	22	10.28%
324 - Motor vehicle accident with no injuries.	5	2.34%
356 - High-angle rescue	1	0.47%
357 - Extrication of victim(s) from machinery	1	0.47%
412 - Gas leak (natural gas or LPG)	1	0.47%
551 - Assist police or other governmental agency	3	1.4%
552 - Police matter	1	0.47%
553 - Public service	1	0.47%
561 - Unauthorized burning	4	1.87%
600 - Good intent call, other	2	0.93%
611 - Dispatched & cancelled en route	4	1.87%
622 - No incident found on arrival at dispatch address	2	0.93%
651 - Smoke scare, odor of smoke	1	0.47%
744 - Detector activation, no fire - unintentional	24	11.22%
745 - Alarm system activation, no fire - unintentional	1	0.47%
911 - Citizen complaint	1	0.47%
<b>TOTAL INCIDENTS:</b>	<b>214</b>	<b>100%</b>

Only REVIEWED and/or LOCKED IMPORTED incidents are included. Summary results for a major incident type are not displayed if the count is zero.



# City of Athens Fire Dept

Athens, TN

This report was generated on 11/7/2023 2:53:24 PM



## Property Values versus Loss and Save per Incident for Date Range

Start Date: 10/01/2023 | End Date: 10/31/2023

INCIDENT #	PRE-INCIDENT VALUE	LOSSES	SAVED
2023-1784	\$500.00	\$500.00	\$0.00
2023-1818	\$33,100.00	\$300.00	\$32,800.00
2023-1929	\$90,000.00	\$6,000.00	\$84,000.00
<b>Totals:</b>	<b>\$123,600.00</b>	<b>\$6,800.00</b>	<b>\$116,800.00</b>

Both the PRE-INCIDENT VALUE and LOSSES columns are the summation of the respective Property and Contents fields as recorded on the Basic Info 5 screen of an incident. Only REVIEWED incidents included. EMS incidents excluded.



emergencyreporting.com

Doc Id: 968

Page # 1 of 1

# City of Athens Fire Dept

Athens, TN

This report was generated on 11/7/2023 2:54:19 PM



## Losses for Date Range

Start Date: 10/01/2023 | End Date: 10/31/2023

TOTAL INCIDENTS	TOTAL PROPERTY LOSS	TOTAL CONTENT LOSS	TOTAL LOSSES	AVERAGE LOSS
3	\$6,800.00	\$0.00	\$6,800.00	\$2,266.00

INCIDENT NUMBER	DATE	Incident Type	PROPERTY LOSS	CONTENT LOSS	TOTAL	% of Total
2023-1784	10/10/2023	154 - Dumpster or other outside trash receptacle fire	\$500.00	\$0.00	\$500.00	7.35%
2023-1818	10/14/2023	111 - Building fire	\$300.00	\$0.00	\$300.00	4.41%
2023-1929	10/31/2023	130 - Mobile property (vehicle) fire, other	\$6,000.00	\$0.00	\$6,000.00	88.24%

Only REVIEWED incidents included



emergencyreporting.com

Doc Id: 265

Page # 1 of 1

# City of Athens Fire Dept

Athens, TN


This report was generated on 11/7/2023 2:55:08 PM



## Count of Violations per Occupancy Type for Inspection Date Range

Inspection Observations: FAIL | Start Date: 10/01/2023 | End Date: 10/31/2023

No Data Available



OCCUPANCY TYPE	# VIOLATIONS
Total of Violations:	

Total number of violations for LOCKED inspections that took place for the DATE RANGE provided for each Occupancy Type.



# City of Athens Fire Dept

Athens, TN

This report was generated on 11/7/2023 2:55:48 PM



Completed Inspections per Inspection Type for Date Range  
Occupancy Status: All | Start Date: 10/01/2023 | End Date: 10/31/2023

ID	OCCUPANCY	ADDRESS	DATE	INSPECTOR	RESULT	NOTES
Inspection Type: Alarm System Test						
66	Athens City Middle School	200 Keith LN Athens, TN 37303	10/05/2023	Parrott, Jonathan E	Passed	Good Job!
Total # Inspections for Alarm System Test:						1
Inspection Type: Annual						
	Evolve	744 Tell ST Athens, TN 37303 Suite 100	10/10/2023	Martin, Dustin R	Passed	
Total # Inspections for Annual:						1
TOTAL # INSPECTIONS: 2						

Includes LOCKED inspections for both archived and unarchived occupancy records.



# City of Athens Fire Dept

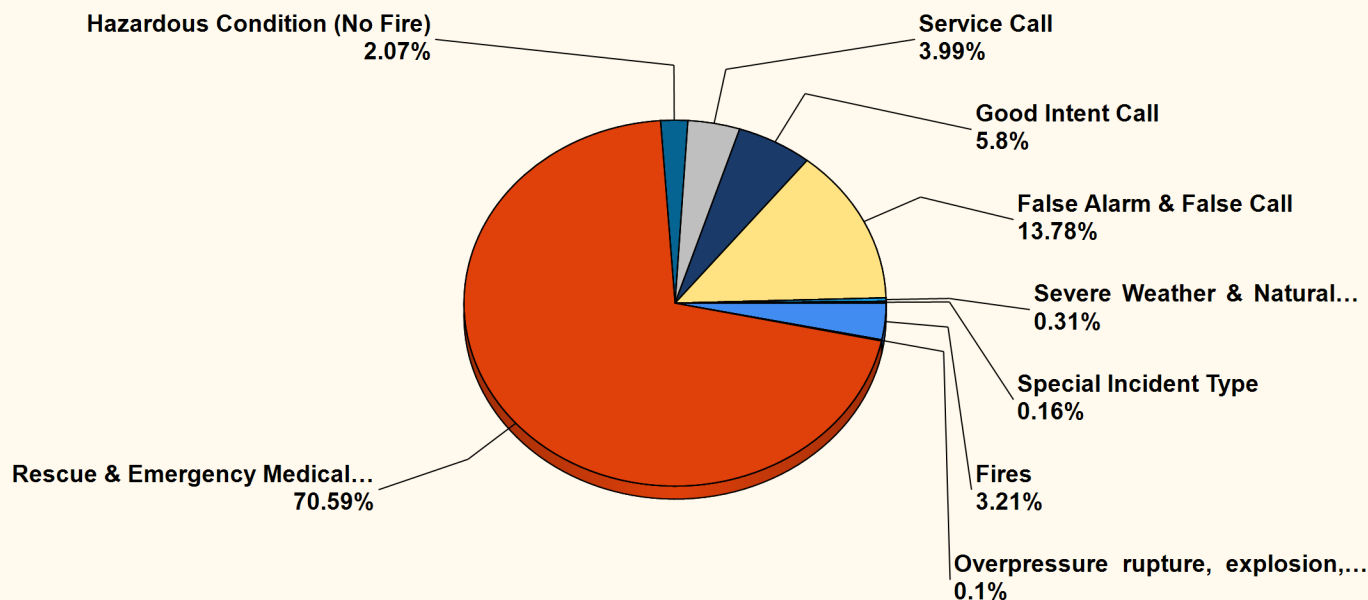
Athens, TN

This report was generated on 11/7/2023 2:56:35 PM



## Breakdown by Major Incident Types for Date Range

Zone(s): All Zones | Start Date: 01/01/2023 | End Date: 10/31/2023



MAJOR INCIDENT TYPE	# INCIDENTS	% of TOTAL
Fires	62	3.21%
Overpressure rupture, explosion, overheating - no fire	2	0.1%
Rescue & Emergency Medical Service	1363	70.59%
Hazardous Condition (No Fire)	40	2.07%
Service Call	77	3.99%
Good Intent Call	112	5.8%
False Alarm & False Call	266	13.78%
Severe Weather & Natural Disaster	6	0.31%
Special Incident Type	3	0.16%
<b>TOTAL</b>	<b>1931</b>	<b>100%</b>

Only REVIEWED and/or LOCKED IMPORTED incidents are included. Summary results for a major incident type are not displayed if the count is zero.



emergencyreporting.com  
Doc Id: 553  
Page # 1 of 3

### Detailed Breakdown by Incident Type

INCIDENT TYPE	# INCIDENTS	% of TOTAL
100 - Fire, other	1	0.05%
111 - Building fire	19	0.98%
112 - Fires in structure other than in a building	1	0.05%
113 - Cooking fire, confined to container	5	0.26%
130 - Mobile property (vehicle) fire, other	1	0.05%
131 - Passenger vehicle fire	13	0.67%
132 - Road freight or transport vehicle fire	3	0.16%
138 - Off-road vehicle or heavy equipment fire	1	0.05%
140 - Natural vegetation fire, other	3	0.16%
141 - Forest, woods or wildland fire	1	0.05%
142 - Brush or brush-and-grass mixture fire	1	0.05%
143 - Grass fire	2	0.1%
150 - Outside rubbish fire, other	5	0.26%
151 - Outside rubbish, trash or waste fire	3	0.16%
154 - Dumpster or other outside trash receptacle fire	1	0.05%
160 - Special outside fire, other	1	0.05%
162 - Outside equipment fire	1	0.05%
251 - Excessive heat, scorch burns with no ignition	2	0.1%
311 - Medical assist, assist EMS crew	1178	61%
320 - Emergency medical service, other	4	0.21%
321 - EMS call, excluding vehicle accident with injury	4	0.21%
322 - Motor vehicle accident with injuries	144	7.46%
323 - Motor vehicle/pedestrian accident (MV Ped)	1	0.05%
324 - Motor vehicle accident with no injuries.	26	1.35%
341 - Search for person on land	1	0.05%
350 - Extrication, rescue, other	1	0.05%
352 - Extrication of victim(s) from vehicle	1	0.05%
354 - Trench/below-grade rescue	1	0.05%
356 - High-angle rescue	1	0.05%
357 - Extrication of victim(s) from machinery	1	0.05%
400 - Hazardous condition, other	1	0.05%
410 - Combustible/flammable gas/liquid condition, other	1	0.05%
411 - Gasoline or other flammable liquid spill	1	0.05%
412 - Gas leak (natural gas or LPG)	9	0.47%
424 - Carbon monoxide incident	1	0.05%
440 - Electrical wiring/equipment problem, other	8	0.41%
442 - Overheated motor	1	0.05%
444 - Power line down	5	0.26%
445 - Arcing, shorted electrical equipment	6	0.31%
451 - Biological hazard, confirmed or suspected	1	0.05%
462 - Aircraft standby	6	0.31%
500 - Service Call, other	3	0.16%
510 - Person in distress, other	2	0.1%
511 - Lock-out	1	0.05%
522 - Water or steam leak	1	0.05%
531 - Smoke or odor removal	2	0.1%
550 - Public service assistance, other	3	0.16%
551 - Assist police or other governmental agency	26	1.35%
552 - Police matter	2	0.1%
553 - Public service	7	0.36%
561 - Unauthorized burning	29	1.5%
571 - Cover assignment, standby, moveup	1	0.05%
600 - Good intent call, other	4	0.21%
611 - Dispatched & cancelled en route	65	3.37%
622 - No incident found on arrival at dispatch address	13	0.67%

Only REVIEWED and/or LOCKED IMPORTED incidents are included. Summary results for a major incident type are not displayed if the count is zero.



### Detailed Breakdown by Incident Type

INCIDENT TYPE	# INCIDENTS	% of TOTAL
631 - Authorized controlled burning	1	0.05%
651 - Smoke scare, odor of smoke	21	1.09%
652 - Steam, vapor, fog or dust thought to be smoke	2	0.1%
653 - Smoke from barbecue, tar kettle	1	0.05%
671 - HazMat release investigation w/no HazMat	5	0.26%
700 - False alarm or false call, other	9	0.47%
713 - Telephone, malicious false alarm	1	0.05%
731 - Sprinkler activation due to malfunction	1	0.05%
736 - CO detector activation due to malfunction	5	0.26%
740 - Unintentional transmission of alarm, other	1	0.05%
741 - Sprinkler activation, no fire - unintentional	2	0.1%
743 - Smoke detector activation, no fire - unintentional	1	0.05%
744 - Detector activation, no fire - unintentional	243	12.58%
745 - Alarm system activation, no fire - unintentional	2	0.1%
746 - Carbon monoxide detector activation, no CO	1	0.05%
800 - Severe weather or natural disaster, other	3	0.16%
813 - Wind storm, tornado/hurricane assessment	3	0.16%
900 - Special type of incident, other	1	0.05%
911 - Citizen complaint	2	0.1%
<b>TOTAL INCIDENTS:</b>	<b>1931</b>	<b>100%</b>

Only REVIEWED and/or LOCKED IMPORTED incidents are included. Summary results for a major incident type are not displayed if the count is zero.



# City of Athens Fire Dept

Athens, TN

This report was generated on 11/7/2023 2:57:23 PM



## Property Values versus Loss and Save per Incident for Date Range

Start Date: 01/01/2023 | End Date: 10/31/2023

INCIDENT #	PRE-INCIDENT VALUE	LOSSES	SAVED
2023-40	\$510,000.00	\$5,000.00	\$505,000.00
2023-113	\$1,224,400.00	\$10,000.00	\$1,214,400.00
2023-199	\$5,275,200.00	\$2,500.00	\$5,272,700.00
2023-304	\$509,800.00	\$200.00	\$509,600.00
2023-330	\$3,000.00	\$3,000.00	\$0.00
2023-452	\$228,000.00	\$60,000.00	\$168,000.00
2023-468	\$1,500.00	\$1,500.00	\$0.00
2023-518	\$74,700.00	\$10,200.00	\$64,500.00
2023-526	\$138,500.00	\$1,500.00	\$137,000.00
2023-526	\$225,000.00	\$105,000.00	\$120,000.00
2023-591	\$310,000.00	\$0.00	\$310,000.00
2023-618	\$6,025,000.00	\$30,000.00	\$5,995,000.00
2023-851	\$55,700.00	\$4,000.00	\$51,700.00
2023-853	\$134,200.00	\$500.00	\$133,700.00
2023-875	\$22,000.00	\$10,000.00	\$12,000.00
2023-891	\$148,500.00	\$3,000.00	\$145,500.00
2023-899	\$166,200.00	\$31,000.00	\$135,200.00
2023-1133	\$19,067,500.00	\$930,000.00	\$18,137,500.00
2023-1203	\$19,067,500.00	\$3,200,000.00	\$15,867,500.00
2023-1256	\$12,000.00	\$1,000.00	\$11,000.00
2023-1360	\$95,000.00	\$15,000.00	\$80,000.00
2023-1458	\$362,000.00	\$4,500.00	\$357,500.00
2023-1492	\$280,600.00	\$6,000.00	\$274,600.00
2023-1513	\$6,000.00	\$6,000.00	\$0.00
2023-1606	\$2,500.00	\$800.00	\$1,700.00
2023-1616	\$500.00	\$500.00	\$0.00
2023-1784	\$500.00	\$500.00	\$0.00
2023-1818	\$33,100.00	\$300.00	\$32,800.00
2023-1929	\$90,000.00	\$6,000.00	\$84,000.00
<b>Totals:</b>	<b>\$54,068,900.00</b>	<b>\$4,448,000.00</b>	<b>\$49,620,900.00</b>

Both the PRE-INCIDENT VALUE and LOSSES columns are the summation of the respective Property and Contents fields as recorded on the Basic Info 5 screen of an incident. Only REVIEWED incidents included. EMS incidents excluded.

# City of Athens Fire Dept

Athens, TN

This report was generated on 11/7/2023 2:58:10 PM



## Incident Detail for Aid Given and Received for Incident Type Range for Date Range

Incident Type Range: 100 - 911 | StartDate: 10/01/2023 | EndDate: 10/31/2023

INCIDENT DATE	INCIDENT #	ADDRESS	INCIDENT TYPE	SHIFT
AID TYPE: Mutual aid given				
10/06/2023	2023-1752	181 COUNTY RD 322	111 - Building fire	ST2 - Athens Fire Station 2
10/07/2023	2023-1760	150 COUNTY RD 119	132 - Road freight or transport vehicle fire	ST2 - Athens Fire Station 2
10/11/2023	2023-1790	19877 N Nopone Valley RD	551 - Assist police or other governmental agency	ST2 - Athens Fire Station 2
10/14/2023	2023-1816	Gee Creek RD	356 - High-angle rescue	ST2 - Athens Fire Station 2
10/18/2023	2023-1841	1171 HIGHWAY 11	131 - Passenger vehicle fire	ST2 - Athens Fire Station 2

Percentage of Total Incidents:

2.34%

Displays all incidents with aid given or received, and excludes incidents with neither. Percentages calculated from total number of incidents for parameters provided. Only REVIEWED incidents included.



emergencyreporting.com  
Doc Id: 952  
Page # 1 of 1



## Police Department Report to City Manager

October ▼	2023 ▼
-----------	--------

	This Month	This Year	Last Year to Date
<b>Homicide</b>	0	0	0
<b>Sex Offense</b>	0	11	14
<b>Robbery</b>	1	1	8
<b>Assault</b>	23	168	279
<b>Burglary</b>	4	62	132
<b>Theft</b>	42	415	534
<b>MV Theft</b>	8	59	81

<b>Moving Violations</b>	247	1360	1871
<b>Citations</b>	125	522	924
<b>Warnings</b>	122	830	942
<b>Drugs</b>	33	345	331
<b>Arrests</b>	126	1318	1339
<b>Total Calls for Service</b>	1767	15111	15410



## Police Department Report to City Manager

October



2023



**This Month**

**This Year**

**Last Year to Date**

<b>Vehicle Accidents</b>	58	479	480
<b>Pedestrian</b>	0	2	2
<b>Private Property</b>	21	223	338
<b>Total</b>	79	702	819
<b>Injuries</b>	12	119	111
<b>Fatalities</b>	0	0	1

<b>Authorized Sworn Positions</b>	36
<b>Current Sworn Positions Filled</b>	31
<b>Police Department Vacancies</b>	5

Prepared:

Jason B. Garren

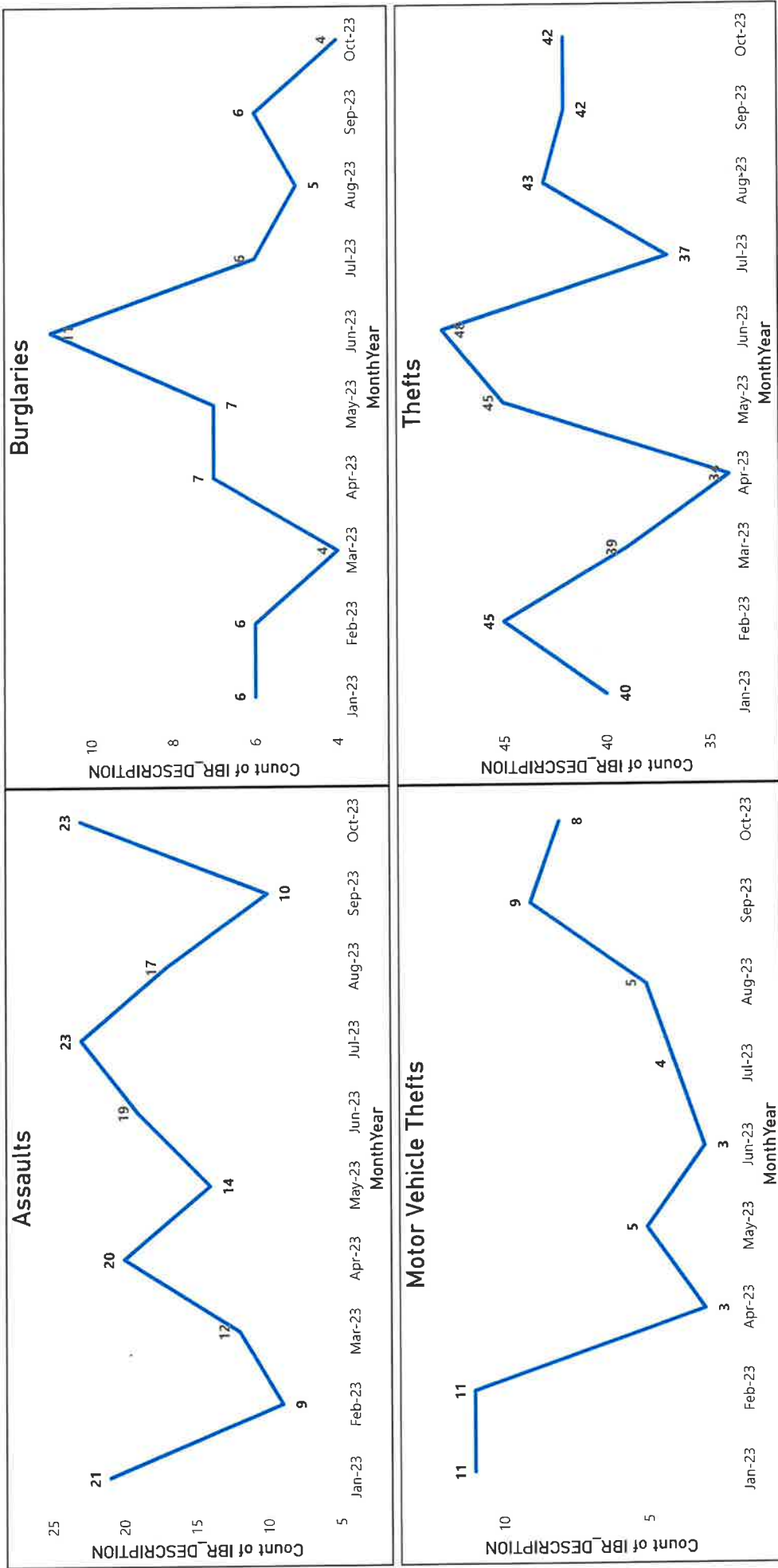
Deputy Chief

Submitted:

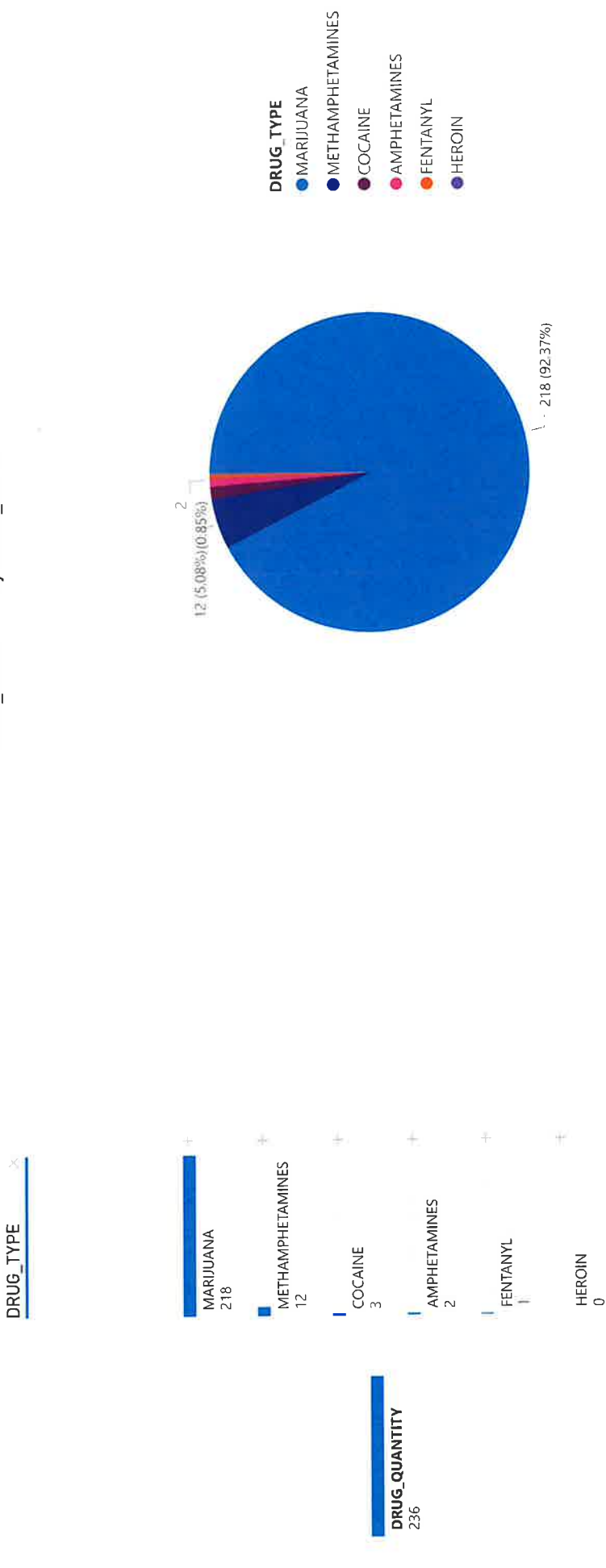
Fred K. Schultz

Chief of Police





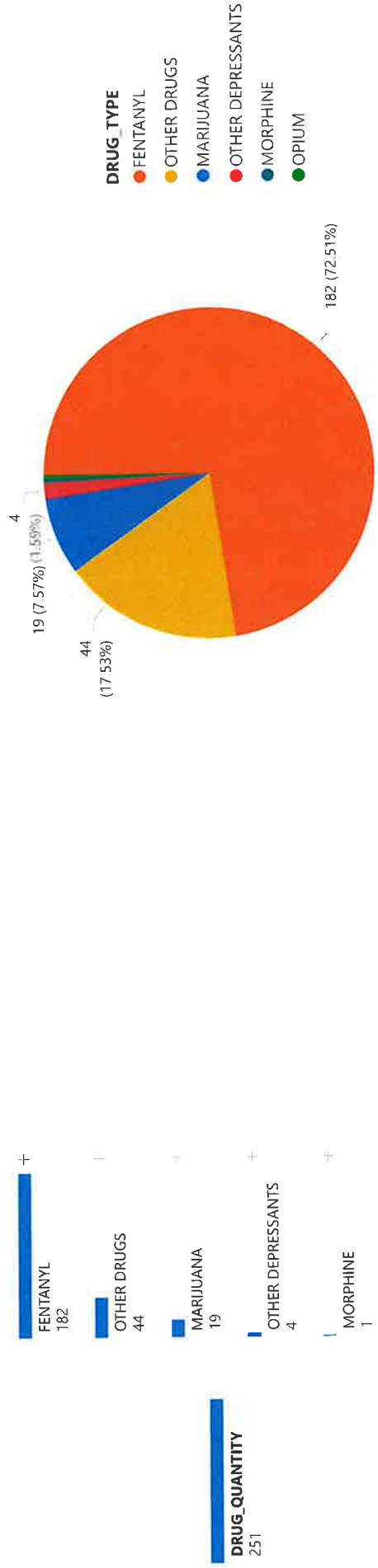
DRUG\_QUANTITY by DRUG\_TYPE





DRUG\_QUANTITY by DRUG\_TYPE

DRUG\_TYPE



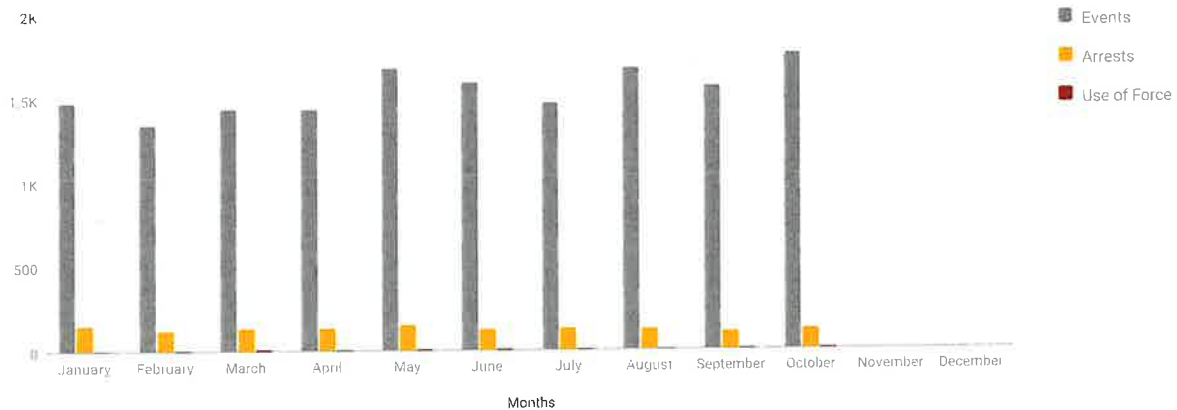


## Athens Police Department

### USE OF FORCE VS. EVENT COMPARISON (RESULT FOR YEAR 2023)

#### USE OF FORCE VS. EVENT COMPARISON SUMMARY BY MONTH

Event vs. Arrests vs. Use of Force Comparison



#### 2023 Events vs. Use Of Force

Total Events:  
Use of Force Incidents:

15513  
49

0.32%

#### 2023 Arrests vs. Use Of Force

Total Arrests:  
Use of Force Incidents:

1345  
49

3.64%

MONTHS	TOTAL EVENTS	USE OF FORCE	%
January	1486	3	0.20%
February	1351	4	0.30%
March	1447	9	0.62%
April	1443	4	0.28%
May	1685	6	0.36%
June	1600	6	0.38%
July	1477	4	0.27%
August	1683	2	0.12%
September	1574	5	0.32%
October	1767	6	0.34%
November	0	0	0.00%
December	0	0	0.00%

MONTHS	TOTAL ARRESTS	USE OF FORCE	%
January	156	3	1.92%
February	126	4	3.17%
March	139	9	6.47%
April	140	4	2.86%
May	157	6	3.82%
June	129	6	4.65%
July	133	4	3.01%
August	128	2	1.56%
September	111	5	4.50%
October	126	6	4.76%
November	0	0	0.00%
December	0	0	0.00%

# **Monthly Overtime Report for Patrol Division October 2023**

## **Late Shift: 42.50 hours**

(reports, late arrests, late calls, early shift calls, raids, assignments)

## **Manpower: 36.50 hours**

(fill in for sick leave, vacations, training)

## **Court: 7.50 hours**

General Sessions: 7.00

City: 00.00

Criminal: 00.00

Civil: 00.00

Juvenile: 00.50

Grand Jury: 00.00

## **Training: 109.00 hours**

## **Special Assignments: 124.75 hours**

Meeting: 18.50

THSO: 37.00

K9 Maintenance: 27.25

Pumpkintown: 32.00

Drug Take Back: 4.00

Halloween: 6.00

**Total hours for the month: 320.25 hours**

**Total expenditure for patrol overtime for the month: \$6,613.10**

**Total budgeted for patrol overtime for the month: \$6,250.00**

## Athens Municipal Court

**DISPOSITION COUNT**

10/01/2023 to 10/31/2023

Disp. Code Id   Disp. Code Name

(9)	Dismissed	<u>14</u>
(11)	Dismissed upon payment of cost w/time to pay	<u>4</u>
(19)	Paid in Full	<u>52</u>
(21)	Plea Guilty/ as charged	<u>11</u>
(25)	Plea Not Guilty, set for trail	<u>2</u>

Total Dispositions: 83