



## CITY COUNCIL

### AGENDA

Tuesday, March 15, 2022, 6:00 P.M.

**I. CALL TO ORDER**

**II. INVOCATION. COUNCIL MEMBER CURTIS**

**III. PLEDGE OF ALLEGIANCE**

**IV. ROLL CALL**

**V. APPROVAL OF MINUTES**

- (1-6) a.) February 15, 2022 – Regular Meeting

**VI. COMMUNICATIONS AND SPECIAL PRESENTATIONS**

- (7) a.) North City School Update. **ANGEL HARDAWAY**  
(8) b.) Presentation of Proclamation – CASA Corridor Day  
c.) Employee of the Quarter  
d.) Presentation of International City/County Management Association (ICMA) Service Award to Kevin Helms for 25 years of service  
(9) e.) Miscellaneous Correspondence

**VII. CONSENT AGENDA**

- (10-11) a.) Approve Resolution No. 2022-07 to increase the award for Surface Transportation Block Grant (STBG) Paving to Rogers Group, Inc. **MIKE KEITH**  
(12-14) b.) Approve purchase of a replacement street sweeper and declare existing vehicle (Asset No. 4313) as surplus, to be sold on GovDeals after receipt of sweeper. **BEN BURCHFIELD**  
(15-16) c.) Approve purchase of a replacement tractor and mowing unit and declare existing equipment (Asset Nos. 4124 and 4128) as surplus, to be sold on GovDeals after receipt of equipment. **BEN BURCHFIELD**  
(17-18) d.) Approve recommendation to award bid for Mowing & Maintenance of Athens parks properties to Huggins Lawn Care. **JAMES GALLUP**  
(19) e.) Approve request to enter negotiations with Stantec for Architectural and Engineering (A & E) Services for the Public Safety Training Facility. **KEVIN HELMS**  
(20) f.) Approve request to enter negotiations with Gresham Smith for STBG engineering services. **KEVIN HELMS**  
(21) g.) Approve Resolution No. 2022-08 designating Fair Housing Month in the City of Athens. **ANTHONY CASTEEL**

- (22) h.) Approve Resolution No. 2022-09 authorizing submission of grant application through the Governor's Highway Safety Program. **FRED SCHULTZ**
- (23-24) i.) Approve auditors for City of Athens, Athens Utilities Board, City School System for Fiscal Years 2022 and 2023. **MIKE KEITH**

**VIII. ORDINANCES**

- a.) None

**IX. OLD BUSINESS**

- (25-27) a.) Approve proposal by Hacker Sign for the design and construction of City Wayfinding Signs. **KEVIN HELMS**

**X. NEW BUSINESS**

- a.) None

**XI. REPORTS**

- (28-37) a.) Finance Department Report. **MIKE KEITH**
- (38-49) b.) Fire Department Report. **BRANDON AINSWORTH**
- (50-53) c.) Police Department Report. **FRED SCHULTZ**

**XII. REQUESTS FROM CITIZENS**

**XIII. REPORT FROM THE CITY MANAGER**

**XIV. ADJOURNMENT**

# ATHENS CITY COUNCIL MINUTES OF MEETING

February 15, 2022

The Athens City Council met in regular session on Tuesday, February 15, 2022, at 6:00 p.m. with Mayor Perkinson presiding. The invocation was given by Mayor Perkinson; and upon roll call, the following members were present:

Curtis, Pelley, Witt-McMahan, Lockmiller, Perkinson

The following decisions were made and ordered made a part of the records of the Athens City Council.

- 1 -

## APPROVAL OF MINUTES

The Minutes of the November 24, 2021 called meeting and the January 18, 2022 regularly scheduled meeting were submitted and approved by unanimous consent.

Council Member Pelley raised a Point of Personal Privilege. He stated that at the February 7, 2022 City Council Study Session he raised his voice and some members of the Council felt he was attacking them. He apologized for raising his voice but said it was raised in frustration for not being able to get his items on the agenda.

- 2 -

## COMMUNICATIONS AND SPECIAL PRESENTATIONS

### WESTSIDE SCHOOL UPDATE

Tracy Lee, Principal at Westside School, provided an update on the school's projects and events including a Sock Hop, raising funds for the Isaiah 117 House by the Kiwanis Kids, Math Night at Westside on February 17, 2022 in conjunction with Tennessee Wesleyan University, and Literacy Night on March 3, 2022. Ms. Lee encouraged the Council to come to Math and Literacy Nights.

- 3 -

### MISCELLANEOUS CORRESPONDENCE

None

- 4 -

## CONSENT AGENDA

Mayor Perkinson advised that the following items were discussed during the recent study session and are presented as part of the Consent Agenda. The recording clerk read the following items into the record:

- a.) Reappoint Tyler Forrest, Jo Lundy, Jay Hacker, Charles Senn, Alex Mora, Shanda Wade, Skylar Dean, Whitney Coe, and William Wilson to the Council Advisory Committee, terms expire March 21, 2025.
- b.) Appoint Elaine Newman to the Council Advisory Committee (Perkinson), term expires March 21, 2025.

- c.) Appoint Council Member Pelley to serve as Council representative on the McMinn Senior Citizens Board of Directors.
- d.) Approve purchase of Training Tower for the Athens Fire Training Facility from Fire Facilities, Inc. & Tactical Training Systems (using a cooperative purchasing agreement).
- e.) Approve recommendation to declare a 2018 Ford Taurus (Asset # 4418) surplus and sold on GovDeals.

Mayor Perkinson asked for a motion. **Council Member Curtis moved, Vice Mayor Lockmiller seconded, that the Consent Agenda as stated above be approved.** Roll call vote:

**AYES:** Curtis, Pelley, Witt-McMahan, Lockmiller, Perkinson  
**NAYS:** None

- 5 -  
ORDINANCES

ORDINANCE TO REZONE PARCEL LOCATED ON WEST MADISON AVENUE – ANDREAS D. MONTGOMERY ON BEHALF OF JOHNATHON AND ELIZA MIRABILE

ORDINANCE NO. 1108 – SECOND READING/PUBLIC HEARING

AN ORDINANCE TO AMEND 'THE ZONING ORDINANCE OF THE CITY OF ATHENS, TENNESSEE,' SO AS TO AMEND THE OFFICIAL ZONING MAP TO REZONE THE PROPERTY LOCATED ON WEST MADISON AVENUE FROM R-3 (HIGH DENSITY RESIDENTIAL) TO I-1 (LIGHT INDUSTRIAL DISTRICT) SAID AREA BEING LOCATED WITHIN THE CORPORATE LIMITS OF ATHENS, TENNESSEE.

The caption of the above-described Ordinance was read by the recording clerk. Mayor Perkinson opened the public hearing. There being no one present wishing to discuss the Ordinance, Public Hearing was closed. Mayor Perkinson asked for a motion. **Council Member Curtis moved, Vice Mayor Lockmiller seconded, to approve Ordinance No. 1108 on Second and Final Reading.** Roll call vote:

**AYES:** Curtis, Pelley, Witt-McMahan, Lockmiller, Perkinson  
**NAYS:** None

- 6 -  
OLD BUSINESS

MCMINN REGIONAL HUMANE SOCIETY (MRHS) MOU AMENDMENT

Mayor Perkinson asked for a motion. **Vice Mayor Lockmiller moved, Council Member Pelley seconded, to approve the amendment to the McMinn Regional Humane Society (MRHS) Memorandum of Understanding (MOU).** Roll call vote:

**AYES:** Curtis, Pelley, Witt-McMahan, Lockmiller, Perkinson  
**NAYS:** None

Council Member Witt-McMahan was not feeling well and left the meeting at 6:13 p.m.

- 7 -  
NEW BUSINESS

ACCEPTANCE OF COMPREHENSIVE FINANCIAL AUDIT (City/AUB/ACS)

The Comprehensive Annual Financial Report for the year ended June 30, 2021 was presented. Mayor Perkinson asked for a motion. **Council Member Curtis moved, seconded by Vice Mayor Lockmiller, to accept the Comprehensive Annual Financial Report for the year ended June 30, 2021 as presented.** Roll call vote:

**AYES:** Curtis, Pelley, Lockmiller, Perkinson  
**NAYS:** None  
**ABSENT:** Witt-McMahan

- 8 -

ALLOCATING AMERICAN RESCUE PLAN ACT (ARPA) FUNDS FOR THE CITY

Mayor Perkinson referred Council to Finance Director Mike Keith's memorandum of January 31, 2022 recommending the allocation of American Rescue Plan Act (ARPA) funds for four (4) projects: Animal Shelter Building - \$600,000; Public Works Building - \$2,500,000; Fire Training Tower - \$600,000; and City Hall Renovations - \$1,000,000 and asked for a motion. **Vice Mayor Lockmiller moved, Council Member Curtis seconded, to approve the allocation of ARPA funds as recommended.** The motion was approved by the following roll call vote:

**AYES:** Curtis, Pelley, Lockmiller, Perkinson  
**NAYS:** None  
**ABSENT:** Witt-McMahan

- 9 -

PURCHASE OF RIGHT-OF-WAY FOR REDFERN DRIVE PROPERTY

RESOLUTION NO. 2022-04

A RESOLUTION TO NEGOTIATE AND PURCHASE A PORTION OF PROPERTY FOR RIGHT-OF-WAY CONNECTION TO REDFERN DRIVE.

The caption of Resolution No. 2022-04 was read by the recording clerk. **Vice Mayor Lockmiller moved, Council Member Curtis seconded, to approve Resolution No. 2022-04.** The motion was approved by the following roll call vote:

**AYES:** Curtis, Pelley, Lockmiller, Perkinson  
**NAYS:** None  
**ABSENT:** Witt-McMahan

- 10 -

SALE OF TWO (2) ACRES OF REDFERN DRIVE PROPERTY TO AUB

RESOLUTION NO. 2022-05

A RESOLUTION AUTHORIZING THE SALE OF CITY-OWNED LAND LOCATED AT 2115 REDFERN DRIVE.

The caption of Resolution No. 2022-05 was read by the recording clerk. **Vice Mayor Lockmiller moved, Council Member Curtis seconded, to approve Resolution No. 2022-05.** The motion was approved by the following roll call vote:

|                |                                      |
|----------------|--------------------------------------|
| <b>AYES:</b>   | <b>Curtis, Lockmiller, Perkinson</b> |
| <b>NAYS:</b>   | <b>Pelley</b>                        |
| <b>ABSENT:</b> | <b>Witt-McMahan</b>                  |

- 11 -

RESOLUTION IN SUPPORT OF RESTORING REVENUE SHARING RELATIONSHIP AND TO RETURN LOCAL SHARE OF SINGLE ARTICLE CAP TO LOCAL GOVERNMENTS

RESOLUTION NO. 2022-06

A RESOLUTION TO SUPPORT RESTORING THE HISTORIC REVENUE SHARING RELATIONSHIP BETWEEN THE STATE OF TENNESSEE AND ITS LOCAL GOVERNMENTS AND TO RETURN THE LOCAL SHARE OF THE SINGLE ARTICLE CAP TO LOCAL GOVERNMENTS.

The caption of Resolution No. 2022-06 was read by the recording clerk. **Council Member Curtis moved, Vice Mayor Lockmiller seconded, to approve Resolution No. 2022-06.** The motion was approved by the following roll call vote:

|                |  |
|----------------|--|
| <b>AYES:</b>   | <b>Curtis, Pelley, Lockmiller, Perkinson</b> |
| <b>NAYS:</b>   | <b>None</b>                                  |
| <b>ABSENT:</b> | <b>Witt-McMahan</b>                          |

Council Member Pelley raised a Point of Order and moved to suspend the rules. Mayor Perkinson asked Council Member Pelley to state the purpose for suspending the rules. Council Member Pelley stated he was not required to state his purpose. Mayor Perkinson stated that according to Robert's Rules of Order the motion was not well taken. Council Member Pelley moved to challenge the ruling by the chair, seconded by Vice Mayor Lockmiller. The motion failed by the following roll call vote:

|                |                           |
|----------------|---------------------------|
| <b>AYES:</b>   | <b>Pelley, Lockmiller</b> |
| <b>NAYS:</b>   | <b>Curtis, Perkinson</b>  |
| <b>ABSENT:</b> | <b>Witt-McMahan</b>       |

- 12 -  
REPORTS

COMMUNITY DEVELOPMENT QUARTERLY/ANNUAL REPORTS

Mr. Anthony Casteel, Community Development Director, presented the Building Permit Quarterly/Annual Report for the City of Athens. The report was accepted as presented.

- 13 -

FINANCE DEPARTMENT REPORT

Mr. Mike Keith, Finance Director, presented the Finance Department Report for the month of January 2022. The report was accepted as presented.

- 14 -

FIRE DEPARTMENT REPORT

Fire Chief Brandon Ainsworth presented the Fire Department Report for the month of January 2022. The report was accepted as presented.

- 15 -

POLICE DEPARTMENT REPORT

Deputy Chief Jason Garren presented the Police Department Report for the month of January 2022. The report was accepted as presented.

- 16 -  
REQUESTS FROM CITIZENS

Dan Anderson, 2307 County Road 700, Riceville, asked for City Manager Sumner to apologize publicly to him and Council Member Pelley and state the accusations regarding the woman left in the hotel were untrue. Mr. Anderson acknowledged receipt of a letter of apology by mail. Glenn Whiting, 237 County Road 655, Athens, asked to be put on the next Study Session agenda to set up a set of rules for citizens and the City Council to follow when they are speaking at a Council meeting. Cynthia McCowan, 617 Walnut Boulevard, Athens, stated the Bicentennial is coming up in March and Free Hill is not part of the celebration as far as she is aware. The Free Hill community has 120 years of history and should be included. Ms. McCowan asked for feedback when an individual makes a request. She had made a request about cleaning up the slave cemetery at Prof Powers Park and was told it would be put on the agenda, but she never heard anything more about her request. She had also requested having teen activities during the summer. It could be an everyday program for approximately two months to engage the teens. She had talked to Austin Fesmire, but the item has not been placed on the agenda. The teens do not get engaged when programs are not held every day because the parents cannot get them to those types of programs. It needs to be a program where the parents can drop the teens off in the morning and pick them up in the evening, not just a babysitting program but one that provides valuable programming. Ms. McCowan also felt there needed to be a well-defined process for citizen input. In her opinion, if she asks for an item to be placed on the Study Session agenda, then she should be allowed to participate in the discussion at that meeting as she may have more information than the Council on the topic and could provide

clarification if needed. She understood that if everyone in the audience were allowed to speak it could take all night but felt the individual making the request should be allowed to participate in the discussion. She also felt the Study Session agenda should be posted so the public can know what is going to be discussed. There should be a process for a citizen to engage with the Council if they have any questions or comments on a specific item.

- 17 -

REPORT FROM THE CITY MANAGER

City Manager Sumner reviewed the monthly report including the various Parks and Recreation and Public Works projects and activities going on throughout the city.

- 18 -

ADJOURNMENT

There being no further business to come before the meeting and upon motion duly made and seconded, the meeting adjourned at 7:15 p.m.

---

WILLIAM BO PERKINSON, Mayor

---

C. SETH SUMNER, City Manager

**From:** [Angel Hardaway](#)  
**To:** [Leslie McKee](#)  
**Subject:** Notes for Council  
**Date:** Wednesday, March 9, 2022 11:38:16 AM

---

\*\*\* EXTERNAL \*\*\*

Hello Leslie, I hope you're well! I'm scheduled to be out of town next week, so I may not be at next week's meeting. I don't have much of an update; just the following:

Things continue to go well at North City! Officer Hensley continues to be a wonderful asset to our system.

We had our talent show on February 25 and it was a big hit! Thank you to the City of Athens for allowing us to utilize the stage, pipe and drape and stage skirt. The use of these materials helped make our show a HUGE hit! Students got to perform on stage and the pipe and drape created a "backstage area". The kids who participated and all who attended had a phenomenal time! Thank you, again!

Finally, it is so exciting to drive by Keith Lane and see all the progress that continues to be made with the new school! Thank you for all you do and your continued support of Athens City Schools!

*Angel Hardaway, Ed.S*

Principal, North City School

1601 Palos St.

Athens, TN 37303

Phone: 423.745.4210 | Fax: 423.745.9306 | Email: [ahardaway@athensk8.net](mailto:ahardaway@athensk8.net)

**"Every child deserves a champion- an adult who will never give up on them, who understands the power of connection, and insists that they become the best they can possibly be."**

~Rita Pierson





# PROCLAMATION

**WHEREAS**, the National Court Appointed Special Advocates (CASA) for Children promotes court-appointed volunteer advocacy for children and youth who have experienced abuse or neglect so that they are given the opportunity to thrive in a safe and loving home; and

**WHEREAS**, the National CASA for Children supports a network of 950 state and local CASA/GAL organizations and programs operating in 49 states, with over 93,000 dedicated volunteers serving 242,236 children annually; and

**WHEREAS**, the local CASA Corridor of East Tennessee program was started after a meeting between Frances Witt-McMahan and a local attorney regarding concerns that children brought before the courts of Meigs County were falling through the cracks; and

**WHEREAS**, CASA Corridor was incorporated on March 31, 2007, employs five (5) staff, a bookkeeper, and three (3) AmeriCorps VISTA members, joined in membership with the National CASA on June 23, 2007, and moved an office to Athens, Tennessee in September 2008; and

**WHEREAS**, CASA Corridor's ongoing mission is to recruit, train, and activate citizen volunteers to 'speak out' for the best interest of children who are before the Juvenile Courts of McMinn, Meigs, and Rhea Counties; and

**WHEREAS**, CASA Corridor's volunteers continue to work unceasingly to preserve the rights for all abused/neglected children to live in a safe and stable home, and

**WHEREAS**, since 2009, CASA Corridor has served 1,284 children with 203 Advocates.

**NOW, THEREFORE, I, WILLIAM BO PERKINSON**, Mayor of the City of Athens, Tennessee, do hereby proclaim March 31, 2022, as **"CASA CORRIDOR DAY"**, and encourage all citizens of Athens to join in celebrating the accomplishments of CASA Corridor of East Tennessee.

ADOPTED: March 15, 2022

---

MAYOR



## McMinn County FCE

McMinn County Family and Community Education (FCE) Clubs make a difference in their community by upholding the following goals:

- To learn through shared experience,
- To improve home and community life,
- To strengthen adult education, and
- To promote projects that enhance family and community life.

To learn more, visit the McMinn County FCE Website:

423-745-2852

<https://utextension.tennessee.edu/mcminn/Pages/default.aspx>

UNIVERSITY of TENNESSEE UT

INSTITUTE of AGRICULTURE  
Programs in agriculture and natural resources, 2110 East Development, Family and Consumer Sciences, and related institutions  
University of Tennessee and U.S. Department of Agriculture and county government is cooperating  
UT Extension provides equal opportunities in programs and employment

Sandra Hill  
Dale Eaves  
Jennifer Bateman  
Glenn L. Newman  
Darlene Tolison  
Carol Jones  
Nancy Hicks  
Carol Thomas  
Jen Hurrell  
Ann Dill

Thank you for all you do  
for our Community!

— Heart + Home FCE Club —

**RESOLUTION NO. 2022-07**

**A RESOLUTION RECOMMENDING INCREASING THE AWARD FOR  
PIN 123661.00 LOCAL PAVING PROJECT CONTRACT TO ROGERS GROUP, INC.**

**WHEREAS**, the City solicited invitations to bid on PIN 123661.00 Paving of Various Streets in Athens, a local paving project funded through STBG (Surface Transportation Block Grant) funds on August 12, 2021 in accordance with TDOT requirements; and,

**WHEREAS**, the City previously approved Resolution 2021-34 to award Rogers Group, Inc. a contract in the amount of \$1,066,988.50 to perform paving for this project; and,

**WHEREAS**, in order to complete all paving required for this project the contract needs to be increased to \$1,097,731.16, an increase of \$30,742.66; and,

**WHEREAS**, Mattern & Craig, serving as the City's engineering consultant, agrees with the revised contract amount.

**NOW, THEREFORE, BE IT RESOLVED** by the Council of the City of Athens, Tennessee, as follows:

That the recitals above are true and accurate and form a part of this Resolution; and

That meeting in regular session this 15th day of March, 2022, the Mayor and City Manager are authorized to execute a contract and any required documents in regard to increasing this contract amount.

**ON MOTION BY** \_\_\_\_\_, **SECONDED BY** \_\_\_\_\_, said Resolution was approved by roll call vote.

\_\_\_\_\_  
WILLIAM BO PERKINSON, Mayor

\_\_\_\_\_  
C. SETH SUMNER, City Manager

APPROVED AS TO FORM:

\_\_\_\_\_  
H. CHRIS TREW, City Attorney



## FINANCE DEPARTMENT

### MEMORANDUM

TO: C. Seth Sumner, City Manager  
FROM: Mike Keith, Finance Director  
DATE: February 24, 2022  
SUBJECT: Increase Rogers Group Contract for STBG Paving

In September, Council approved the bid in the amount of \$1,066,988.50 for Rogers Group for the STBG paving project. The final cost ended up being \$1,097,731.16 and these costs have been verified by Mattern & Craig, our engineering consultants. I am requesting that the contract amount be increased by \$30,742.66 to allow for final payment to be made to Rogers Group.

I have provided a resolution to Leslie to allow for this change. Please let me know if you have any questions regarding this.



## OFFICE OF THE PUBLIC WORKS DIRECTOR

TO: C. Seth Sumner, City Manager  
Mike Keith, Finance Director

FROM: Ben Burchfield, Public Works Director

DATE: February 28, 2022

SUBJECT: Purchase of Replacement & Surplus of Asset #4313 Tymco Street Sweeper

The Public Works Department is requesting Council approval for purchase of a replacement street sweeper for the Street Cleaning Department. The sweeper is currently on a 5-year useful-life cycle. Asset #4313, a Tymco sweeper, was purchased in February 2016 for \$196,669.00. Staff continued to use the vehicle beyond the anticipated end-of-useful-life as it has continued to perform acceptably, and staff is comfortable with operation of the vehicle.

The Department recommends replacement via purchase of a demo Schwarze A7 Tornado sweeper for \$239,284.00. This price includes delivery of the equipment to the Public Works facility. This vehicle is being purchased through TN Statewide Contract (SWC) 225 from CMI Equipment Sales, Inc. in Goodlettsville, TN. The unit being purchase is a demo with approximately 3,000 road miles and has been used exclusively by agencies to demo the sweeper platform. Purchase of this demo unit in lieu of a new unit means immediate inclusion to the fleet in addition to a cost savings of approximately \$40,000 vs a new unit. The unit will have a full manufacturer's warranty after purchase, the same as if it was new.

After receipt of the sweeper, inspection, and addition to the City's insurance coverage, asset #4313 is to be listed as surplus and sold on GovDeals.



**CMI Equipment Sales, Inc.**

**P.O. Box 1528**

**Goodlettsville, TN 37070**

**www.cmiequip.com 615-227-7800**

## QUOTE - DO NOT PAY

Quote: 01-3397

Date: 2/15/2022

PO:

CustId: C/ ATHENS

Cust Email: publicworks@cityofathensstn.com

Phone: (423) 744-2777

Salesperson: BarryM

User: AlexA

Bill To:

City of Athens  
815 N. Jackson Street  
Athens, TN 37303

Ship To:

City of Athens

SWC 225

Unit subject to prior sale

| Item                         | Type | Description   | Qty    | Tax | Price        | Discount | Net Price           |
|------------------------------|------|---|--------|-----|--------------|----------|---------------------|
| Demo A7 Tornado              | QU   | Schwarze Demo A7 Tornado  | 1.0000 |     | \$239,284.00 |          |                     |
|                              |      | SC - Street Sweeper   |        |     |              |          |                     |
|                              |      | Blower: Closed face turbine 10 curved blades, 32.75" dia. by 5" wide          |        |     |              |          |                     |
|                              |      | Blower: 500 Brinell hardness abrasin resistant steel                          |        |     |              |          |                     |
|                              |      | Cab Lighting: Cab Barlight w/ Guard LED 16"                                   |        |     |              |          |                     |
|                              |      | Chassis: FL M2 33K, 184" 200HP DS 2500  |        |     |              |          |                     |
|                              |      | Dust Control: 25' long fire hydrant fill hose                                 |        |     |              |          |                     |
|                              |      | Dust Control: 600 Gallon Water Tank   |        |     |              |          |                     |
|                              |      | Dust Control: Front Spray Bar   |        |     |              |          |                     |
|                              |      | Dust Separator: Centrifugal dust separator, 29000 cu in. with 1680 sq in door |        |     |              |          |                     |
|                              |      | Engine: 134HP John Deere 4045 Tier 4 Engine                                   |        |     |              |          |                     |
|                              |      | Gutter Brooms: GEO Dual Gutter Brooms w/ Power Tilt                           |        |     |              |          |                     |
|                              |      | Hopper: Hand Hose, 8" Power Boom (Remote Engine Throttle Included)            |        |     |              |          |                     |
|                              |      | Hopper: High Strength Stainless Steel ~LIFETIME WARRANTY~                     |        |     |              |          |                     |
|                              |      | Hopper: Rear door hydraulically opened, closed and locked                     |        |     |              |          |                     |
|                              |      | Hopper: Dual 20"x32" watertight inspection doors, 1 left, 1 right             |        |     |              |          |                     |
|                              |      | Hopper: Shroud enclosing the auxiliary engine                                 |        |     |              |          |                     |
|                              |      | Hopper: Hopper Sound Suppression  |        |     |              |          |                     |
|                              |      | Hopper: Hopper Dump Assist Shaker   |        |     |              |          |                     |
|                              |      | Hopper: 7 CuYd Usable Capacity  |        |     |              |          |                     |
|                              |      | Hopper: Twin Dumping Cylinders, 51 degrees                                    |        |     |              |          |                     |
|                              |      | Hydraulic System: 25 gallon vented hydraulic reservoir, w/ shut-off valves    |        |     |              |          |                     |
|                              |      | Hydraulic System: 12-volt DC hydraulic backup system                          |        |     |              |          |                     |
|                              |      | Misc: Single Camera System  |        |     |              |          |                     |
|                              |      | Pickup Head: 90" x 36" Sweeping Head w/ Rubber Blast Orifice                  |        |     |              |          |                     |
|                              |      | Pickup Head: 3/8" thick, 14" dia Pressure hose, 14" Suction Hose              |        |     |              |          |                     |
|                              |      | Pickup Head: Sweeps-in-Reverse  |        |     |              |          |                     |
|                              |      | Rear Lighting: Rear Barlight w/ Guard LED                                     |        |     |              |          |                     |
|                              |      | Safety Equipment: Two body props to lock hopper in raised position            |        |     |              |          |                     |
|                              |      | Safety Equipment: Slow moving vehicle emblem, backup alarm                    |        |     |              |          |                     |
|                              |      | Safety Equipment: 5-lb fire extinguisher, and a warning triangle kit          |        |     |              |          |                     |
|                              |      | Warranty: Sweeper Warranty 12 Months or 1200 Hours                            |        |     |              |          |                     |
|                              |      | Warranty: 2 year warranty on Aux Engine                                       |        |     |              |          |                     |
| <b>Total Demo A7 Tornado</b> |      |   |        |     |              |          | <b>\$239,284.00</b> |
| <b>Total:</b>                |      |   |        |     |              |          | <b>\$239,284.00</b> |



**CMI Equipment Sales, Inc.**

**P.O. Box 1528**

**Goodlettsville, TN 37070**

**www.cmiequip.com 615-227-7800**

## QUOTE - DO NOT PAY

Quote: 01-3397

Date: 2/15/2022

PO:

CustId: C/ ATHENS

Cust Email: publicworks@cityofathensn.com

Phone: (423) 744-2777

Salesperson: BarryM

User: AlexA

Bill To:

City of Athens  
815 N. Jackson Street  
Athens, TN 37303

Ship To:

City of Athens

Totals

**Sub Total: \$239,284.00**

**Total Tax: \$0.00**

**Invoice Total: \$239,284.00**



## OFFICE OF THE PUBLIC WORKS DIRECTOR

TO: C. Seth Sumner, City Manager  
Mike Keith, Finance Director

FROM: Ben Burchfield, Public Works Director

DATE: February 28, 2022

SUBJECT: Purchase of Replacement & Surplus of Asset #4124 John Deere Tractor &  
#4128 Alamo Mower

The Public Works Department is requesting Council approval for purchase of a replacement tractor and mowing unit for the Street Cleaning Department. The tractor is currently on a 10-year useful-life cycle. Asset #4124, a John Deere Tractor, was purchased in August 2013 for \$45,286.46. Asset #4128, the Alamo flail mower, was purchased in July 2013 for \$44,200, the combined unit totaling \$89,486.46. The unit has seen extensive use, and the mower unit is beginning to exhibit significant wear and needs repairs.

Due to significant increase in costs and build/upfitting delays across heavy equipment industries, the Department is looking to move quickly on purchase of the replacement unit as the equipment platform is currently in stock and ready for immediate upfitting and integration in the fleet in preparation for warm weather.

The Department recommends replacement via purchase of a John Deere 6105E 4WD tractor equipped with an Alamo 22' Machete grinding unit for \$136,995.00. This price includes delivery of the equipment to the Public Works facility. This vehicle is being purchased through Sourcwell co-operative purchasing contract #052417-AGI from CMI Equipment Sales, Inc. in Goodlettsville, TN. After receipt of the equipment, inspection, and addition to the City's insurance coverage, assets #4124 & #4128 are to be listed as surplus and sold on GovDeals.



**CMI Equipment Sales, Inc.**

**P.O. Box 1528**

**Goodlettsville, TN 37070**

**www.cmiequip.com 615-227-7800**

## QUOTE - DO NOT PAY

Quote: 01-3403

Date: 2/15/2022

PO:

CustId: C/ ATHENS

Cust Email: publicworks@cityofathensstn.com

Phone: (423) 744-2777

Salesperson: BarryM

User: AlexA

Bill To:

City of Athens  
815 N. Jackson Street  
Athens, TN 37303

Ship To:

City of Athens

Sourcewell Contract # 052417-AGI

Mower arm and Tractor currently in stock

60-90 Days required to order flail head and swap it with Rotary head currently on mower

| Item                     | Type | Description                                    | Qty    | Tax | Price        | Discount | Net Price                  |
|--------------------------|------|--|--------|-----|--------------|----------|----------------------------|
| 22' Machete              | QU   | <b>Alamo 22' Machete</b>                       | 1.0000 |     | \$136,995.00 |          |                            |
|                          |      | ALM - Boom Mower                               |        |     |              |          |                            |
|                          |      | : Joystick Controls                            |        |     |              |          |                            |
|                          |      | : Flail-Axe Brush Cutter, Swivel               |        |     |              |          |                            |
|                          |      | : Lexan Glass on Right Side                    |        |     |              |          |                            |
|                          |      | : Front mounted, self-contained hydraulic tank |        |     |              |          |                            |
|                          |      | : John Deere 6105E 4WD                         |        |     |              |          |                            |
|                          |      | : Cab Tractor w/ Heat & A/C                    |        |     |              |          |                            |
|                          |      | : Piston Pump                                  |        |     |              |          |                            |
|                          |      | : Tires: Front 13.6" x 24" Rear: 18.4" x 34"   |        |     |              |          |                            |
|                          |      | : 105 HP, 12/12 Power Reverser Transmission    |        |     |              |          |                            |
| <b>Total 22' Machete</b> |      |  |        |     |              |          | <b>\$136,995.00</b>        |
|                          |      |  |        |     |              |          | <b>Total: \$136,995.00</b> |

|        |  |  |  |  |                       |                     |
|--------|--|--|--|--|-----------------------|---------------------|
| Totals |  |  |  |  | <b>Sub Total:</b>     | <b>\$136,995.00</b> |
|        |  |  |  |  | <b>Total Tax:</b>     | <b>\$0.00</b>       |
|        |  |  |  |  | <b>Invoice Total:</b> | <b>\$136,995.00</b> |



## ADMINISTRATIVE SERVICES

### MEMORANDUM

TO: C. Seth Sumner, City Manager  
FROM: James A. Gallup, Assistant to the City Manager  
DATE: March 02, 2022  
RE: Recommendation for Award for RFB#1723

1. The City of Athens recently held a formal solicitation for sealed bids for **RFB #1723 – Mowing & Maintenance for Athens Park Properties**. Three vendors submitted for this contract and were asked to submit a unit price per cut on 27 identified areas and the summation of their base bids are recorded on the attached bid tabulation.
2. Unfortunately, the low bidder did not include in their submittal a signed Terms & Conditions form that is required to be submitted with their bid for consideration. In accordance with bid rules, this constitutes an incomplete bid submittal and is thereby disqualified from award.
3. Therefore, the Purchasing Division recommends awarding this contract to the next lowest bidder, **Huggins Lawn Care**, for the pricing schedule submitted with their bid. Huggins Lawn Care is the current provider for mowing & maintenance whose contract expires this month. They have a proven record of responsiveness and responsibility to our requirements.
4. I would be happy to discuss this memorandum at your convenience.



|                        |   |                       |                            |
|------------------------|---|-----------------------|----------------------------|
| REQUESTING DEPARTMENT: | PARKS & RECREATION                              | DATE BIDS ADVERTISED: | Tuesday, February 15, 2022 |
| BID NUMBER:            | 1723  | DATE BIDS RECEIVED:   | Tuesday, March 1, 2022     |
| PROJECT NAME:          | MOWING & MAINTENANCE FOR ATHENS PARK PROPERTIES |                       |                            |

[illegible]

815 N. JACKSON STREET ATHENS, TN 37303 • (423) 462-1036 • [PURCHASING@ATHENSTN.GOV](mailto:PURCHASING@ATHENSTN.GOV)



## PUBLIC WORKS

**TO:** C. Seth Sumner, City Manager

**FROM:** Kevin L. Helms, Project Manager

**Cc:** Ben Burchfield, Public Works Director  
Brandon Ainsworth, Fire Chief

**DATE:** March 2, 2022

**SUBJECT:** A & E Services for the Fire Training Facility

### Scope

At the present time, this project is anticipated to involve the installation of a modular manufactured Fire Tower, a driver training course, and a building to house a reserve fire engine and a training classroom. A & E services will be needed to help layout the site with special attention to be given to water runoff from the site, particularly the large concrete pad to be constructed as the driver training course. An analysis of the existing building will be needed to be sure it is structurally sound to convert it over to the proposed use. Because of this change in use, several upgrades will be needed to meet building codes. The services should also cover designing, bidding, and construction inspection for the installation of the tower, construction of the concrete pad, and work on the existing building. Other items may be needed, but at this time the list comprises the bulk of the work anticipated.

### Process

Ben Burchfield, Chief Ainsworth, and I have discussed options for obtaining A & E Services. Based upon these discussions and given the expertise they have in house designing fire facilities, we are recommending we negotiate an agreement with Stantec to provide these services. Stantec is already working for the city on the traffic improvements to accommodate the new school and for the downtown area. We do not feel this additional project will overload their schedule and cause progress on any of these projects to slow. They have been extremely responsive to date on the two projects they are handling, and other than the lead contact different personnel with a different set of expertise will handle this project.

### Action Item

We are asking for permission to enter negotiations with Stantec so that we may bring an agreement for services to the City Council next month for approval.

If any additional information is needed, do not hesitate to contact me.



## PUBLIC WORKS

**TO:** C. Seth Sumner, City Manager  
**FROM:** Kevin L. Helms, Project Manager  
**Cc:** Ben Burchfield, Public Works Director  
**DATE:** March 2, 2022  
**SUBJECT:** **STBG** Engineering Services

### **Scope**

This project involves various streets throughout the city which are in most need of paving. The project consists of milling, re-paving, and addressing drainage issues which are impacted by the existing pavement or changes to the pavement grades. The project could also involve addressing some ADA compliance issues, but those items may also be addressed with city forces and not funded by this project. The decision regarding ADA compliance issues will be worked out as we design the project and get feedback from TDOT as to how they will require us to address ADA issues. We have already obtained our Notice to Proceed with the NEPA process so as soon as a firm is approved, we will be able to begin work on this project.

### **Process**

We have utilized the required TDOT Local Programs selection process for obtaining engineering services. Five firms originally submitted for the project and three firms were chosen to advance to Phase II of the evaluation process. A committee comprised of myself, Ben Burchfield, April Johnston, Mike Keith, and Anthony Casteel evaluated the firms during both Phase I and Phase II of the evaluation process. The finalists in order of highest to lowest ranking were Gresham Smith, Mattern & Craig, and Cannon & Cannon.

### **Action Item**

We are asking for permission to enter negotiations with Gresham Smith to bring an agreement for services to the City Council next month for approval. In the event these negotiations prove unsuccessful, we would attempt to negotiate an agreement with Mattern & Craig. In the unlikely event an agreement cannot be reached with either of the first two firms, then we would attempt to negotiate an agreement with Cannon & Cannon. This approach complies with the TDOT selection guidelines.

If any additional information is needed, do not hesitate to contact me.

**RESOLUTION NO. 2022-08**

**A RESOLUTION DESIGNATING  
FAIR HOUSING MONTH IN THE CITY OF ATHENS.**

**WHEREAS**, the strength of our nation, and all of its cities and states, flows from the promise of individual equality and freedom of choice; and

**WHEREAS**, the 54th anniversary of the enactment of Title VIII of the Civil Rights Act of 1968, the Federal Fair Housing Law, during the month of April, is an occasion for Americans -- individual and collectively -- to rededicate themselves to the principal of freedom of choice and to participate in efforts to eliminate vestiges of housing discrimination wherever they exist. This law guarantees for each citizen that critical, personal element of freedom of choice and the selection of the home; and

**WHEREAS**, the City of Athens passed Ordinance No. 577 on June 5, 1979, adopting the Fair Housing Law into its Municipal Code; and

**WHEREAS**, the City of Athens fully endorses the concept behind the Fair Housing Law and pledges to enforce the provisions of its Municipal Code dealing with the implementation of fair housing laws.

**NOW, THEREFORE, BE IT RESOLVED** by the Council of the City of Athens, Tennessee, as follows:

That the recitals above are true and accurate and form a part of this Resolution; and

That meeting in regular session duly assembled this 15th day of March 2022, that the month of April be designated **FAIR HOUSING MONTH** and that the citizens of this community are hereby encouraged to obey and support fair housing laws.

**ON MOTION BY** \_\_\_\_\_, **SECONDED BY** \_\_\_\_\_, said Resolution was approved by roll call vote.

\_\_\_\_\_  
WILLIAM BO PERKINSON, Mayor

\_\_\_\_\_  
C. SETH SUMNER, City Manager

APPROVED AS TO FORM:

\_\_\_\_\_  
H. CHRIS TREW, City Attorney

**RESOLUTION NO. 2022-09**

**A RESOLUTION AUTHORIZING THE SUBMISSION  
OF GRANT APPLICATION THROUGH  
THE GOVERNOR'S HIGHWAY SAFETY PROGRAM**

**WHEREAS**, the Tennessee Department of Transportation has announced the availability of funding through the Governor's Highway Safety Program for the grant period of October 1, 2022 to September 30, 2023; and,

**WHEREAS**, this program funds a wide variety of activities from increasing personnel and equipment resources for law enforcement to developing and supporting programs to enhance highway safety within the State of Tennessee; and,

**WHEREAS**, under this program, the City of Athens is eligible to apply for grant funds not to exceed \$50,000 to pay for overtime, supplies, training, and the equipment necessary to deal with the City's DUI and impaired driving, distracted driving, speeding, and occupant protection programs; and

**WHEREAS**, this grant requires no matching funds by the local jurisdiction.

**NOW, THEREFORE, BE IT RESOLVED** by the Council of the City of Athens, Tennessee, as follows:

That the recitals above are true and accurate and form a part of this Resolution; and

That meeting in regular session this 15th day of March, 2022, that the Mayor and City Manager are hereby authorized, empowered, and directed to submit a grant application through the Governor's Highway Safety Program as provided herein.

**BE IT FURTHER RESOLVED** that upon award of a grant, the Mayor and City Manager are hereby authorized to enter into an agreement and execute documents for the acceptance of the grant on behalf of the City of Athens.

**BE IT FURTHER RESOLVED** by the Athens City Council that this resolution shall take effect immediately from and after its passage, the welfare of the Municipality requiring it.

**ON MOTION BY** \_\_\_\_\_, **SECONDED BY**  
\_\_\_\_\_, said Resolution was approved by roll call vote.

\_\_\_\_\_  
WILLIAM BO PERKINSON, Mayor

\_\_\_\_\_  
C. SETH SUMNER, City Manager

APPROVED AS TO FORM:

\_\_\_\_\_  
H. CHRIS TREW, City Attorney

February 22, 2022

NEAL, SCOUTEN & McCONNELL, P.C.  
Certified Public Accountants

Mr. Mike Keith  
City of Athens  
P.O. Box 849  
815 N. Jackson Street  
Athens, TN 37371-0849

Dear Mike:

Based on our conversations, I am writing to request a renewal of our audit contract. You requested that we propose an extension/renewal of our contract for an additional two years. In conjunction with this, all other terms of our previous proposal would be in effect for the June 30, 2022 audit and any subsequent years audit. We would propose the following fees for the financial statement audits:

|                           | 2- Year Engagement |           |
|---------------------------|--------------------|-----------|
|                           | 2022               | 2023      |
| City of Athens            | \$ 22,710          | \$ 23,610 |
| Athens Utility Board      | 26,975             | 28,050    |
| Athens Board of Education | 15,000             | 15,600    |

Our 2022 fee quote reflects no increase from the 2021 and 2020 audit fees.

In addition, if the entity requires a single audit (based on annual grant expenditures) there would be an additional cost to the entity that requires the single audit of an amount not to exceed \$4,000. Our fees contemplate that we would continue to receive assistance in the preparation of requested schedules and clerical assistance.

We will attempt to minimize special bills. In this regard, the fee quote above includes normal time necessary to read your MD&A, after the organization drafts it, and data collection form assistance. This is included in the fee quoted for 2022-2023. Of course, any requests outside of this would still require special billing such as, implementation of new accounting standards, calculation of auto lease inclusions, and specific requested assistance, etc. We are available for questions and resolution of items throughout the year and you will not be charged for this assistance unless research is required or substantial time is incurred. If it becomes apparent that additional more specific in-depth assistance is needed or matters representing a separate engagement are involved, we will notify you as to the work necessary and the applicable charges unless such additional work is specifically requested by you.

Mr. Mike Keith  
City of Athens  
February 22, 2022  
Page 2

After your acceptance of our proposal, we will execute the required state contracts on the state system. If I can furnish any additional information with respect to our firm or this proposal letter, please do not hesitate to call me.

Very truly yours,

**NEAL, SCOUTEN & McCONNELL, P.C.**

A handwritten signature in cursive script, appearing to read "Scott Scouten".

Scott B. Scouten

SBS/acw



## PUBLIC WORKS

**TO:** C. Seth Sumner, City Manager  
**FROM:** Kevin Helms, Project Manager  
**Cc:** Ben Burchfield, Public Works Director  
**DATE:** March 10, 2022  
**SUBJECT:** Wayfinding Signs

As you are aware, Hacker Sign was the only company to submit a valid proposal in response to our recent Request For Proposals regarding wayfinding signage. On March 9<sup>th</sup> I was contacted by a representative from Hacker Sign who indicated they were working on pricing for the City's updated design but were having issues with the project. The problem revolves around the typical timeframe between when the City requests items to be submitted for the City Council agenda and when the matter is voted upon by City Council. A project such as this would historically be quoted with a price guarantee of at least 30 days. In today's environment manufacturers are not willing to guarantee prices for more than five to ten days. Hacker Sign was inquiring as to the shortest timeframe the City could accept between pricing and consideration for approval. Their three suppliers were all limiting the pricing to five days. Mr. Hacker indicated he thought he could get a short extension, but it probably would be only a few extra days.

Earlier today I spoke with Mr. Hacker and he stated he could supply us pricing later today which would be valid until the City Council meeting next week. To my surprise he also had one supplier who had the material in stock and was willing to hold it for him if we could work within this timeframe. In this environment, I expected the supply time to be at least eight weeks.

Delaying consideration of this matter until next month wouldn't resolve the issue at hand, because we still would not be able to obtain pricing which would be valid for more than five days. Delaying the decision also risks a significant price increase based upon the dramatic rise in fuel prices over have risen the past week. We would also risk losing access to the materials in stock, potentially creating a lengthy delay for the project.

While I realize this is an inconvenience to the elected officials and city staff, the only other alternative at this time would seem to be to wait and approve the project with a not to exceed budget amount, which may or may not be enough to allow us to move forward once the pricing is updated. Otherwise, we would likely have to delay the project for the foreseeable future until the current volatility and supply chain issues are resolved.

If you need any additional information, do not hesitate to contact me.



**P.O. Box 301 - Athens, TN 37371**  
**423-745-7959 jhsigns@gmail.com**

## Proposal/Estimate

| Date      | Estimate # |
|-----------|------------|
| 3/11/2022 | 1-780      |

|  |
|--|
| <b>Name / Address</b>  |
| City Of Athens<br>815 North Jackson Street<br>Athens, TN 37371 |

| Description   | Qty | Cost                    | Total      |
|---|-----|-------------------------|------------|
| <p>Second Proposal to design and manufacture a total of (12) new Wayfinding Single Sided Signs having copy on each sign as per the your bid request #1720</p> <p>The Following Proposal is for Wayfinding Sign Systems as stated for:</p> <p>3 Each - Wayfinding System at 48" x 72" with Single Pole Base<br/>           9 Each - Wayfinding System at 72" x 96" with Double Pole Base</p> <p>Materials required for 12 Wayfinding Sign Systems plus an additional (4) Poles with all attachments for Historic District signage as requested</p> <p>25 Each - Post Round Alum Fluted 3" OD<br/>           14' (168")/.125/Black (No Holes)</p> <p>25 Each - Post Base Round/3" OD/#SB-33/Bolt Together/(Black)(PU) (F)</p> <p>25 Each - Post Top Finial 3" OD Round/FIN-B3 Ball/Slipover/(Black)(PU)(F)</p> <p>3 Each - Contour or Logo Sign/23.51-24.00/Hip/.125AL Single Faced (C) (48"w x 72"t)<br/>           Router Cut/Logo/Multi-Color/Precision MFG/Custom Sign</p> <p>9 Each - Variable Inrement Panel Guide Sign (3930/.125)Single faced (C) (72"t x 96"w)<br/>           Router Cut/Logo/Multi-Color/Precision MFG Custom Sign</p> <p>Sheeting Used on Signage to be High Intensity Prismatic 3M<br/>           Copy to include WAYFINDING Instructions as per The City of Athens request</p> | 1   | 31,604.99               | 31,604.99T |
| <p>Authorized Signature</p> <p>The above prices, specifications, and conditions are satisfactory and are hereby accepted.</p>   |     | <b>Subtotal</b>         |            |
| <p>ART POLICY: 1 Production proof for each sign will be available upon request at no charge. Any change requiring new proofs will be subject to a \$25 proof fee. Production time does not begin until all proofs are approved. You have 90 days from the time proofs are sent to approve the proof for production. After 90 days you will be charged the hourly graphic design time fee of \$75 for proofs sent. Canceled orders with proofs are subject to hourly graphic design time art charges.</p>  |     | <b>Sales Tax (0.0%)</b> |            |
|   |     | <b>Total</b>            |            |



**P.O. Box 301 - Athens, TN 37371**  
**423-745-7959 jhsigns@gmail.com**

## Proposal/Estimate

| Date      | Estimate # |
|-----------|------------|
| 3/11/2022 | 1-780      |

|  |
|--|
| <b>Name / Address</b>  |
| City Of Athens<br>815 North Jackson Street<br>Athens, TN 37371 |

| Description  | Qty | Cost                                  | Total |
|--|-----|---------------------------------------|-------|
| <p>Brackets to be used for Signage:</p> <p>52 - Sign Panel Brackets/SPR3/Round/3" OD/Black, (Box/50)(S25/P0)(C)</p> <p>7 - Round Post to Traffic Sign UBolt Clamp 3" OD Slotted (Pair/2)(Black)</p> <p>Set up Charges for Repeat Designs on CNC Router / 192.01-224.00 SqFt</p> <p>Visual Pantone Color Match for Digital Per Color (PMS) Using Color Matching Library</p> <p>Skid Charges for items 157" x 168" Long (13'-14' Posts)</p> <p>*Special Instruction - Estimate/Proposal does not include installation.</p> <p>Items will be received within (30 days) after receipt of order; pending artwork approval and Current Raw Material Availability</p> <p>QUOTE IS ONLY VALID 15 DAYS FROM DATE LISTED</p> |     |                                       | 0.00  |
| <p>Authorized Signature</p> <p>The above prices, specifications, and conditions are satisfactory and are hereby accepted.</p>  |     | <p><b>Subtotal</b> \$31,604.99</p>    |       |
| <p>ART POLICY: 1 Production proof for each sign will be available upon request at no charge. Any change requiring new proofs will be subject to a \$25 proof fee. Production time does not begin until all proofs are approved. You have 90 days from the time proofs are sent to approve the proof for production. After 90 days you will be charged the hourly graphic design time fee of \$75 for proofs sent. Canceled orders with proofs are subject to hourly graphic design time art charges.</p>   |     | <p><b>Sales Tax (0.0%)</b> \$0.00</p> |       |
|  |     | <p><b>Total</b> \$31,604.99</p>       |       |

**CITY OF ATHENS, TENNESSEE**  
**Narrative on Financial Analysis**  
**February, 2022**

This narrative will discuss various aspects of the financial data presented to the city council for the above-referenced month. July, and 2 or 3 subsequent months will be above the normal percentages, primarily on the expenditure side because of several factors, as discussed below.

General Fund

Overall, we collected about \$315,000 more through February this year, primarily because we received \$625,000 more in sales tax, \$150,000 more in state sales tax, \$160,000 less from the direct appropriation grant from the State, \$208,000 less in CARES Act funding, \$55,000 more in property taxes, \$73,000 less interest and \$71,000 less in gross receipts tax. The increase in local and state sales taxes continues to exceed our projections for the budget year. As a percentage we collected 5.58% less than the budgeted revenues for last year.

PLEASE NOTE: On the financial spreadsheet that accompanies this report, at the top you will see General Fund revenues. I have only broken out major sources of revenue such as property taxes and sales taxes. The "total revenues" amount includes smaller items that I did not show in detail. A complete listing of all revenue accounts can be found on your computer-generated report titled "Statement of Actual and Estimated Revenues".

Expenditures are always going to show high in the early budget months, primarily due to the retirement contribution being paid in July and the fleet management transfer. The \$2,500,000 transfer of the excess fund balance to capital makes up 12% of the total budget.

Another factor that makes the percentage spent look high is the fact that we set up annual purchase orders for known or recurring monthly expenses. For example, in the City Council division we pay for the monthly taping of council meetings. To avoid having to prepare a purchase order every month, we prepare one for the entire year and pay off of it monthly. This total PO is included in the "expended & encumbered" percentage.

Expenditures and encumbrances for this year are \$3,080,000 more than this time last year, showing 69.29% this year. The variance is due to the \$2,500,000 fund balance transfer and the transfer to the Debt Service Fund.

Sanitation

Revenues and expenditures are comparable to the prior year.

Please let me know if I can provide additional information.

**CITY OF ATHENS, TENNESSEE**  
**Financial Analysis for February, 2022**  
**(Unaudited)**

|                                      | <b>Prior Year</b> |                                    | <b>Current Year</b> | <b>Increase (Decrease)</b> |                                    | <b>Variance from</b>            | <b>12-Month</b>               |
|--------------------------------------|-------------------|------------------------------------|---------------------|----------------------------|------------------------------------|---------------------------------|-------------------------------|
|                                      | <b>2/28/2021</b>  | <b>% Received</b>                  | <b>2/28/2022</b>    | <b>From Prior Year</b>     | <b>% Collected</b>                 | <b>Current Yr. to Prior Yr.</b> | <b>Variance (8/12=66.67%)</b> |
| <b>GENERAL FUND</b>                  |                   |                                    |                     |                            |                                    |                                 |                               |
| Property Taxes                       | 5,814,619         | 95.17%                             | 5,869,278           | 54,659                     | 86.00%                             | -9.17%                          | 19.33%                        |
| AUB In-Lieu of Taxes                 | 662,159           | 69.70%                             | 637,289             | (24,870)                   | 68.80%                             | -0.90%                          | 2.13%                         |
| Local Sales Taxes                    | 4,526,097         | 74.20%                             | 5,150,886           | 624,789                    | 72.55%                             | -1.65%                          | 5.88%                         |
| Wholesale Beer Taxes                 | 363,857           | 77.42%                             | 356,937             | (6,920)                    | 71.39%                             | -6.03%                          | 4.72%                         |
| Wholesale Liquor Taxes               | 179,895           | 89.95%                             | 162,565             | (17,330)                   | 65.03%                             | -24.92%                         | -1.64%                        |
| Gross Receipt Taxes                  | 189,905           | 43.06%                             | 118,712             | (71,193)                   | 26.92%                             | -16.14%                         | -39.75%                       |
| State Sales Taxes                    | 914,315           | 83.12%                             | 1,064,652           | 150,337                    | 85.17%                             | 2.05%                           | 18.50%                        |
| Gas and Motor Fuel Taxes             | 323,085           | 68.74%                             | 341,886             | 18,801                     | 75.97%                             | 7.23%                           | 9.30%                         |
| Court Fines/Costs                    | 69,897            | 58.25%                             | 130,532             | 60,635                     | 130.53%                            | 72.28%                          | 63.86%                        |
| Interest Income                      | 79,669            | 79.67%                             | 7,064               | (72,605)                   | 23.55%                             | -56.12%                         | -43.12%                       |
| Total Revenues/% of Budget           | 14,496,800        | 83.53%                             | 14,811,315          | 314,515                    | 77.95%                             | -5.58%                          | 11.28%                        |
| <b>Sales Tax</b>                     |                   |                                    |                     |                            |                                    |                                 |                               |
|                                      | <b>2021</b>       | <b>2022</b>                        | <b>Difference</b>   |                            |                                    |                                 |                               |
| January                              | 3,794,693         | 4,427,858                          | 633,165             |                            |                                    |                                 |                               |
| February                             | 4,526,097         | 5,150,886                          | 624,789             |                            |                                    |                                 |                               |
| <b>SANITATION</b>                    |                   |                                    |                     |                            |                                    |                                 |                               |
| <b>Revenues:</b>                     |                   |                                    |                     |                            |                                    |                                 |                               |
| Industrial/Commercial                | 311,164           | 84.10%                             | 292,360             | (18,804)                   | 74.96%                             | -9.14%                          | 8.29%                         |
| Residential                          | 370,007           | 69.81%                             | 367,839             | (2,168)                    | 68.12%                             | -1.69%                          | 1.45%                         |
| Total Revenues                       | 689,409           |                                    | 703,063             | 13,654                     |                                    |                                 |                               |
| Percent of total budget              |                   | 74.94%                             |                     |                            | 74.71%                             | -0.23%                          | 8.04%                         |
| <b>GENERAL FUND</b>                  |                   |                                    |                     |                            |                                    |                                 |                               |
|                                      | <b>Prior Year</b> |                                    | <b>Current Year</b> |                            |                                    | <b>Variance from</b>            | <b>12-Month</b>               |
|                                      | <b>2/28/2021</b>  |                                    | <b>2/28/2022</b>    |                            |                                    | <b>Current Yr. to Prior Yr.</b> | <b>Variance (8/12=66.67%)</b> |
|                                      | <b>Actual</b>     | <b>% Expended &amp; Encumbered</b> | <b>Actual</b>       | <b>Outstanding PO's</b>    | <b>% Expended &amp; Encumbered</b> |                                 |                               |
| <b>GENERAL FUND</b>                  |                   |                                    |                     |                            |                                    |                                 |                               |
| City Manager's Office                | 206,265           | 60.67%                             | 226,020             | 1,527                      | 65.59%                             | 4.92%                           | -1.08%                        |
| City Council                         | 26,940            | 48.54%                             | 27,850              | 1,350                      | 54.58%                             | 6.04%                           | -12.09%                       |
| City Judge                           | 8,612             | 66.25%                             | 8,612               |                            | 66.25%                             | 0.00%                           | -0.42%                        |
| City Attorney                        | 18,416            | 46.04%                             | 10,265              |                            | 25.66%                             | -20.38%                         | -41.01%                       |
| Special Appropriations               | 192,225           | 52.68%                             | 201,440             |                            | 53.42%                             | 0.74%                           | -13.25%                       |
| Athens City Schools                  | 1,611,087         | 66.55%                             | 1,709,884           |                            | 70.63%                             | 4.08%                           | 3.96%                         |
| Athens Utilities Board               | 310,081           | 64.60%                             | 341,113             | 5,737                      | 72.26%                             | 7.66%                           | 5.59%                         |
| <b>Total Administration</b>          | <b>2,373,626</b>  | <b>63.90%</b>                      | <b>2,525,184</b>    | <b>8,614</b>               | <b>67.90%</b>                      | <b>4.00%</b>                    | <b>1.23%</b>                  |
| Finance                              | 334,393           | <b>72.35%</b>                      | 338,732             | 6,060                      | <b>71.76%</b>                      | -0.59%                          | 5.09%                         |
| Personnel                            | 141,903           | <b>63.61%</b>                      | 134,026             | 7,920                      | <b>61.74%</b>                      | -1.87%                          | -4.93%                        |
| Administration (Purchasing)          | 72,803            | 66.06%                             | 82,750              | 257                        | 57.68%                             | -8.38%                          | -8.99%                        |
| City Hall                            | 153,075           | 95.67%                             | 94,591              | 27,303                     | 65.75%                             | -29.92%                         | -0.92%                        |
| IT                                   | 247,416           | 72.81%                             | 166,496             | 4,500                      | 47.67%                             | -25.14%                         | -19.00%                       |
| <b>Total Admin &amp; Emer. Svcs.</b> | <b>473,294</b>    | <b>77.59%</b>                      | <b>343,837</b>      | <b>32,060</b>              | <b>54.64%</b>                      | <b>-22.95%</b>                  | <b>-12.03%</b>                |
| Administration                       | 115,866           | 66.90%                             | 115,830             | 300                        | 61.25%                             | -5.65%                          | -5.42%                        |
| Codes Enforcement                    | 192,833           | 74.00%                             | 195,156             | 9,060                      | 69.20%                             | -4.80%                          | 2.53%                         |
| Cemeteries                           | 39,382            | 120.80%                            | 17,569              | 13,000                     | 89.38%                             | -31.42%                         | 22.71%                        |
| <b>Total Community Development</b>   | <b>348,081</b>    | <b>74.63%</b>                      | <b>328,555</b>      | <b>22,360</b>              | <b>67.63%</b>                      | <b>-7.00%</b>                   | <b>0.96%</b>                  |

**CITY OF ATHENS, TENNESSEE**  
**Financial Analysis for February, 2022**  
**(Unaudited)**

|                                     | Prior Year<br>2/28/2021 |                            | Current Year<br>2/28/2022 |                     |                            | Variance<br>from            | 12-Month<br>Variance |
|-------------------------------------|-------------------------|----------------------------|---------------------------|---------------------|----------------------------|-----------------------------|----------------------|
|                                     | Actual                  | % Expended<br>& Encumbered | Actual                    | Outstanding<br>PO's | % Expended<br>& Encumbered | Current Yr.<br>to Prior Yr. | (8/12=66.67%)        |
| Administration (Police)             | 231,123                 | 69.01%                     | 165,392                   | 2,716               | 47.68%                     | -21.33%                     | -18.99%              |
| Patrol                              | 1,696,459               | 70.00%                     | 1,594,897                 | 22,403              | 69.32%                     | -0.68%                      | 2.65%                |
| Detectives                          | 309,678                 | 55.72%                     | 357,573                   | 873                 | 64.72%                     | 9.00%                       | -1.95%               |
| <b>Total Police</b>                 | <b>2,237,260</b>        | <b>67.51%</b>              | <b>2,117,862</b>          | <b>25,992</b>       | <b>66.18%</b>              | <b>-1.33%</b>               | <b>-0.49%</b>        |
| Administration (Fire)               | 85,165                  | 68.46%                     | 123,920                   | 973                 | 70.40%                     | 1.94%                       | 3.73%                |
| Prevention                          | 63,629                  | 75.48%                     | 71,489                    | 69                  | 73.47%                     | -2.01%                      | 6.80%                |
| Suppression                         | 1,530,424               | 71.21%                     | 1,657,650                 | 30,965              | 75.54%                     | 4.33%                       | 8.87%                |
| <b>Total Fire</b>                   | <b>1,679,218</b>        | <b>71.21%</b>              | <b>1,853,059</b>          | <b>32,007</b>       | <b>75.09%</b>              | <b>3.88%</b>                | <b>8.42%</b>         |
| Administration (Parks & Rec)        | 211,936                 | 89.73%                     | 161,454                   | 10,815              | 69.89%                     | -19.84%                     | 3.22%                |
| Maintenance                         | 523,151                 | 79.24%                     | 471,145                   | 55,392              | 71.75%                     | -7.49%                      | 5.08%                |
| Swimming Pools                      | 31,934                  | 73.24%                     | 31,816                    | 1,702               | 76.88%                     | 3.64%                       | 10.21%               |
| Program Planning                    | 179,607                 | 62.52%                     | 191,637                   | 41,609              | 75.51%                     | 12.99%                      | 8.84%                |
| <b>Total Parks &amp; Recreation</b> | <b>946,628</b>          | <b>77.13%</b>              | <b>856,052</b>            | <b>109,518</b>      | <b>72.45%</b>              | <b>-4.68%</b>               | <b>5.78%</b>         |
| Administration (Public Works)       | 215,573                 | 78.16%                     | 209,818                   | 3,738               | 64.58%                     | -13.58%                     | -2.09%               |
| Traffic Control                     | 221,793                 | 99.50%                     | 107,498                   | 21,043              | 43.40%                     | -56.10%                     | -23.27%              |
| Street Maintenance                  | 373,372                 | 41.81%                     | 288,635                   | 59,154              | 34.97%                     | -6.84%                      | -31.70%              |
| Street Construction                 | 375,778                 | 71.73%                     | 301,563                   | 48,997              | 50.58%                     | -21.15%                     | -16.09%              |
| Street Cleaning                     | 672,890                 | 76.93%                     | 646,929                   | 36,957              | 72.58%                     | -4.35%                      | 5.91%                |
| Fleet Maintenance                   | 206,714                 | 65.92%                     | 190,759                   | 3,722               | 60.25%                     | -5.67%                      | -6.42%               |
| Animal Control                      | 89,579                  | 65.67%                     | 99,121                    | 2,845               | 62.52%                     | -3.15%                      | -4.15%               |
| <b>Total Public Works</b>           | <b>2,155,699</b>        | <b>66.53%</b>              | <b>1,844,323</b>          | <b>176,456</b>      | <b>55.69%</b>              | <b>-10.84%</b>              | <b>-10.98%</b>       |
| Communications                      | 131,176                 | 50.45%                     | 223,236                   |                     | 73.85%                     | 23.40%                      | 7.18%                |
| Non-Departmental                    | 996,366                 | 67.32%                     | 3,905,475                 | 6,448               | 80.82%                     | 13.50%                      | 14.15%               |
| <b>Total General Fund</b>           | <b>11,817,644</b>       | <b>68.09%</b>              | <b>14,470,341</b>         | <b>427,435</b>      | <b>69.29%</b>              | <b>1.20%</b>                | <b>2.62%</b>         |
| Increase (Decrease)                 |                         | 3,080,132                  |                           |                     |                            |                             |                      |
| <b>Sanitation:</b>                  |                         |                            |                           |                     |                            |                             |                      |
| <b>Expenditures:</b>                | 615,652                 | 66.92%                     | 618,351                   | 6,543               | 66.41%                     | -0.51%                      | -0.26%               |
|                                     |                         |                            |                           |                     |                            |                             |                      |
|                                     |                         |                            |                           |                     |                            |                             |                      |
|                                     |                         |                            |                           |                     |                            |                             |                      |

CITY OF ATHENS  
FINANCIAL REPORT  
CASH BALANCES AND INVESTMENT SHEET  
2021-2022

|                  | JUL        | AUG        | SEPT       | OCT        | NOV        | DEC        | JAN        | FEB        |
|------------------|------------|------------|------------|------------|------------|------------|------------|------------|
| GENERAL          | 14,863,000 | 12,214,000 | 12,245,000 | 12,078,000 | 12,425,000 | 13,615,000 | 13,569,000 | 16,818,000 |
| EMP MED BENEFIT  | 379,000    | 379,000    | 379,000    | 379,000    | 379,000    | 379,000    | 379,000    | 379,000    |
| SCHOOL DEBT SER  | 2,178,000  | 2,349,000  | 2,524,000  | 2,686,000  | 2,855,000  | 2,952,000  | 2,953,000  | 2,953,000  |
| CAP IMP          | 6,450,000  | 8,146,000  | 8,073,000  | 8,001,000  | 10,029,000 | 9,284,000  | 9,096,000  | 8,801,000  |
| FLEET            | 6,280,000  | 6,269,000  | 5,785,000  | 5,791,000  | 5,793,000  | 5,820,000  | 6,022,000  | 6,107,000  |
| SAN              | 1,241,000  | 1,263,000  | 1,293,000  | 1,313,000  | 1,364,000  | 1,371,000  | 1,415,000  | 1,443,000  |
| DRUG             | 92,000     | 95,000     | 98,000     | 98,000     | 102,000    | 102,000    | 104,000    | 108,000    |
| CONFERENCE       | 47,000     | 48,000     | 49,000     | 51,000     | 53,000     | 57,000     | 60,000     | 62,000     |
| SCHOOL CONST     | 841,000    | 856,000    | 1,100,000  | 1,117,000  | 1,170,000  | 1,230,000  | 1,291,000  | 1,371,000  |
| 2021 GO BOND     |            |            |            | 7,513,000  | 7,513,000  | 7,514,000  | 7,514,000  | 7,514,000  |
| TOTAL CASH & INV | 32,371,000 | 31,619,000 | 31,546,000 | 39,027,000 | 41,683,000 | 42,324,000 | 42,403,000 | 45,556,000 |



City of Athens, Tennessee

# Monthly Rev and Exp Reports for Council

## Account Summary

For Fiscal: 2021-2022 Period Ending: 02/28/2022

### Fund: 01 - GENERAL FUND

#### Revenue

|                              |                                 | Original<br>Total Budget | Current<br>Total Budget | Period<br>Activity | Fiscal<br>Activity | Variance<br>Favorable<br>(Unfavorable) | Percent<br>Used |
|------------------------------|---------------------------------|--------------------------|-------------------------|--------------------|--------------------|--|-----------------|
| <a href="#">01-0000-4110</a> | CURRENT PROPERTY TAXES          | 6,550,000.00             | 6,550,000.00            | 3,132,661.00       | 5,700,196.00       | -849,804.00                            | 87.03 %         |
| <a href="#">01-0000-4115</a> | PRIOR YEAR PROPERTY TAXES       | 150,000.00               | 150,000.00              | 19,212.00          | 101,304.00         | -48,696.00                             | 67.54 %         |
| <a href="#">01-0000-4120</a> | DELINQUENT PROPERTY TAXES C&    | 80,000.00                | 80,000.00               | 4,035.00           | 38,334.00          | -41,666.00                             | 47.92 %         |
| <a href="#">01-0000-4125</a> | PUBLIC UTILITIES                | 85,000.00                | 85,000.00               | 37,440.00          | 43,450.00          | -41,550.00                             | 51.12 %         |
| <a href="#">01-0000-4130</a> | INTEREST & PENALTY PY           | 20,000.00                | 20,000.00               | 3,450.30           | 13,206.72          | -6,793.28                              | 66.03 %         |
| <a href="#">01-0000-4135</a> | INTEREST & PENALTY C&M          | 25,000.00                | 25,000.00               | 2,939.17           | 16,236.88          | -8,763.12                              | 64.95 %         |
| <a href="#">01-0000-4145</a> | AUB ELECTRIC                    | 720,000.00               | 720,000.00              | 67,814.78          | 472,658.24         | -247,341.76                            | 65.65 %         |
| <a href="#">01-0000-4150</a> | AUB GAS                         | 220,000.00               | 220,000.00              | 22,325.49          | 164,630.32         | -55,369.68                             | 74.83 %         |
| <a href="#">01-0000-4165</a> | LOCAL SALES TAX                 | 7,100,000.00             | 7,100,000.00            | 723,028.16         | 5,150,885.54       | -1,949,114.46                          | 72.55 %         |
| <a href="#">01-0000-4170</a> | WHOLESALE BEER TAX              | 500,000.00               | 500,000.00              | 33,389.94          | 356,937.27         | -143,062.73                            | 71.39 %         |
| <a href="#">01-0000-4171</a> | WHOLESALE LIQUOR TAX            | 250,000.00               | 250,000.00              | 17,784.13          | 162,564.63         | -87,435.37                             | 65.03 %         |
| <a href="#">01-0000-4176</a> | BUSINESS LICENSE APPLICATION FE | 1,000.00                 | 1,000.00                | 60.00              | 600.00             | -400.00                                | 60.00 %         |
| <a href="#">01-0000-4177</a> | BUSINESS TAX-ST CLERK FEE       | 40,000.00                | 40,000.00               | 2,710.44           | 11,675.72          | -28,324.28                             | 29.19 %         |
| <a href="#">01-0000-4178</a> | BUSINESS TAX-ST COLLECTED       | 400,000.00               | 400,000.00              | 24,676.29          | 106,436.09         | -293,563.91                            | 26.61 %         |
| <a href="#">01-0000-4184</a> | FLEA MARKET FEES                | 0.00                     | 0.00                    | 0.00               | 28.00              | 28.00                                  | 0.00 %          |
| <a href="#">01-0000-4185</a> | HOTEL/MOTEL TAX                 | 0.00                     | 0.00                    | 16,829.70          | 115,308.18         | 115,308.18                             | 0.00 %          |
| <a href="#">01-0000-4205</a> | CABLE TV FRANCHISE TAX-COMCAS   | 160,000.00               | 160,000.00              | 40,161.28          | 80,647.32          | -79,352.68                             | 50.40 %         |
| <a href="#">01-0000-4210</a> | CABLE TV FRANCHISE TAX-AT&T     | 10,000.00                | 10,000.00               | 2,478.05           | 5,035.86           | -4,964.14                              | 50.36 %         |
| <a href="#">01-0000-4310</a> | TAXI/WRECKER/SOLICITORS         | 1,000.00                 | 1,000.00                | 0.00               | 140.00             | -860.00                                | 14.00 %         |
| <a href="#">01-0000-4315</a> | BEER PERMITS                    | 12,000.00                | 12,000.00               | 900.00             | 12,826.66          | 826.66                                 | 106.89 %        |
| <a href="#">01-0000-4320</a> | ANIMAL CONTROL                  | 1,000.00                 | 1,000.00                | 145.00             | 1,035.00           | 35.00                                  | 103.50 %        |
| <a href="#">01-0000-4325</a> | BUILDING LICENSES & PERMITS     | 50,000.00                | 50,000.00               | 3,867.00           | 59,284.25          | 9,284.25                               | 118.57 %        |
| <a href="#">01-0000-4410</a> | TVA PAYMENTS IN LIEU OF TAX     | 150,000.00               | 150,000.00              | 0.00               | 73,187.30          | -76,812.70                             | 48.79 %         |
| <a href="#">01-0000-4415</a> | HOUSING AUTHORITY IN LIEU OF T  | 60,000.00                | 60,000.00               | 65,557.18          | 65,557.18          | 5,557.18                               | 109.26 %        |
| <a href="#">01-0000-4420</a> | STATE LAW/FIRE GRANTS           | 43,000.00                | 43,000.00               | 0.00               | 0.00               | -43,000.00                             | 0.00 %          |
| <a href="#">01-0000-4425</a> | STATE SALES TAX                 | 1,250,000.00             | 1,250,000.00            | 156,620.62         | 1,064,652.25       | -185,347.75                            | 85.17 %         |
| <a href="#">01-0000-4430</a> | STATE INCOME TAX                | 0.00                     | 0.00                    | 0.00               | 31,236.07          | 31,236.07                              | 0.00 %          |
| <a href="#">01-0000-4435</a> | STATE BEER TAX                  | 6,000.00                 | 6,000.00                | 0.00               | 3,417.49           | -2,582.51                              | 56.96 %         |
| <a href="#">01-0000-4440</a> | STATE MIXED DRINK TAX           | 50,000.00                | 50,000.00               | 6,214.00           | 48,279.82          | -1,720.18                              | 96.56 %         |
| <a href="#">01-0000-4445</a> | STATE GAS INSPECTION TAX        | 28,000.00                | 28,000.00               | 2,151.62           | 17,437.68          | -10,562.32                             | 62.28 %         |
| <a href="#">01-0000-4450</a> | STATE EXCISE TAX                | 40,000.00                | 40,000.00               | 0.00               | 0.00               | -40,000.00                             | 0.00 %          |
| <a href="#">01-0000-4455</a> | STATE SPORTSBETTING TAX         | 8,000.00                 | 8,000.00                | 3,871.59           | 9,151.90           | 1,151.90                               | 114.40 %        |
| <a href="#">01-0000-4460</a> | REIMB OTHER GOVERNMENTS         | 80,000.00                | 80,000.00               | 40,000.00          | 79,212.67          | -787.33                                | 99.02 %         |
| <a href="#">01-0000-4465</a> | STATE GAS & MOTOR FUEL TAX      | 450,000.00               | 450,000.00              | 41,738.50          | 341,885.85         | -108,114.15                            | 75.97 %         |
| <a href="#">01-0000-4475</a> | REIMB:HIGHWAY MAINTENANCE       | 20,000.00                | 20,000.00               | -2,747.39          | 9,974.58           | -10,025.42                             | 49.87 %         |
| <a href="#">01-0000-4520</a> | GRANT FUNDS                     | 169,000.00               | 169,000.00              | 0.00               | 168,390.00         | -610.00                                | 99.64 %         |
| <a href="#">01-0000-4530</a> | GRANTS - POLICE DEPT.           | 0.00                     | 0.00                    | 0.00               | 24,114.89          | 24,114.89                              | 0.00 %          |
| <a href="#">01-0000-4620</a> | ACCIDENT REPORT CHARGES         | 0.00                     | 0.00                    | 59.75              | 1,070.82           | 1,070.82                               | 0.00 %          |
| <a href="#">01-0000-4625</a> | REPAIR DAMAGES AUB              | 25,000.00                | 25,000.00               | 4,342.04           | 17,826.90          | -7,173.10                              | 71.31 %         |
| <a href="#">01-0000-4630</a> | CEMETERY LOTS                   | 1,000.00                 | 1,000.00                | 1,130.00           | 5,940.00           | 4,940.00                               | 594.00 %        |
| <a href="#">01-0000-4635</a> | CEDAR GROVE EXPANSION           | 5,000.00                 | 5,000.00                | -360.00            | 14,860.00          | 9,860.00                               | 297.20 %        |
| <a href="#">01-0000-4665</a> | POOLS INGLESIDE                 | 10,000.00                | 10,000.00               | 80.00              | 5,561.25           | -4,438.75                              | 55.61 %         |
| <a href="#">01-0000-4675</a> | RECREATION CONCESSIONS          | 30,000.00                | 30,000.00               | 668.50             | 16,739.58          | -13,260.42                             | 55.80 %         |
| <a href="#">01-0000-4690</a> | GENERAL CLASSES                 | 30,000.00                | 30,000.00               | -73.84             | 10,280.60          | -19,719.40                             | 34.27 %         |
| <a href="#">01-0000-4700</a> | YOUTH SPORTS ACTIVITIES         | 15,000.00                | 15,000.00               | 408.00             | 11,455.00          | -3,545.00                              | 76.37 %         |
| <a href="#">01-0000-4705</a> | LEASE/RENTAL BALLFIELDS         | 3,000.00                 | 3,000.00                | 437.50             | 3,805.00           | 805.00                                 | 126.83 %        |
| <a href="#">01-0000-4710</a> | LEASE/RENTAL PICNIC SHEL        | 3,000.00                 | 3,000.00                | 100.00             | 3,762.50           | 762.50                                 | 125.42 %        |
| <a href="#">01-0000-4740</a> | FOUNDATION REVENUE              | 0.00                     | 0.00                    | 53.00              | 2,418.00           | 2,418.00                               | 0.00 %          |
| <a href="#">01-0000-4810</a> | CITY COURT FINES & COSTS        | 100,000.00               | 100,000.00              | 12,435.20          | 130,531.88         | 30,531.88                              | 130.53 %        |
| <a href="#">01-0000-4835</a> | FALSE ALARM FEES                | 1,000.00                 | 1,000.00                | 0.00               | 1,100.00           | 100.00                                 | 110.00 %        |

Monthly Rev and Exp Reports for Council

For Fiscal: 2021-2022 Period Ending: 02/28/2022

|                              |                                       | Original<br>Total Budget | Current<br>Total Budget | Period<br>Activity  | Fiscal<br>Activity   | Variance<br>Favorable<br>(Unfavorable) | Percent<br>Used |
|------------------------------|---------------------------------------|--------------------------|-------------------------|---------------------|----------------------|--|-----------------|
| <a href="#">01-0000-4910</a> | INTEREST INCOME                       | 30,000.00                | 30,000.00               | 1,186.94            | 7,064.13             | -22,935.87                             | 23.55 %         |
| <a href="#">01-0000-4920</a> | SALE OF CITY PROPERTY                 | 0.00                     | 0.00                    | 0.00                | 3,750.08             | 3,750.08                               | 0.00 %          |
| <a href="#">01-0000-4925</a> | INSURANCE RECOVERIES                  | 0.00                     | 0.00                    | 0.00                | 375.00               | 375.00                                 | 0.00 %          |
| <a href="#">01-0000-4930</a> | DISCOUNTS EARNED                      | 0.00                     | 0.00                    | 21.84               | 665.68               | 665.68                                 | 0.00 %          |
| <a href="#">01-0000-4935</a> | THIRD PARTY CONTRIBUTIONS             | 0.00                     | 0.00                    | 0.00                | 4,100.00             | 4,100.00                               | 0.00 %          |
| <a href="#">01-0000-4999</a> | MISCELLANEOUS INCOME                  | 20,000.00                | 20,000.00               | 781.21              | 20,090.49            | 90.49                                  | 100.45 %        |
|                              | <b>Revenue Total:</b>                 | <b>19,002,000.00</b>     | <b>19,002,000.00</b>    | <b>4,490,583.99</b> | <b>14,811,315.27</b> | <b>-4,190,684.73</b>                   | <b>77.95 %</b>  |
|                              | <b>Fund: 01 - GENERAL FUND Total:</b> | <b>19,002,000.00</b>     | <b>19,002,000.00</b>    | <b>4,490,583.99</b> | <b>14,811,315.27</b> | <b>-4,190,684.73</b>                   | <b>77.95 %</b>  |
|                              | <b>Report Total:</b>                  | <b>19,002,000.00</b>     | <b>19,002,000.00</b>    | <b>4,490,583.99</b> | <b>14,811,315.27</b> | <b>-4,190,684.73</b>                   | <b>77.95 %</b>  |



City of Athens, Tennessee

# Monthly Rev and Exp Reports for Council

## Group Summary

For Fiscal: 2021-2022 Period Ending: 02/28/2022

| Division   | Original<br>Total Budget | Current<br>Total Budget | Period<br>Activity | Fiscal<br>Activity  | Encumbrances     | Variance<br>Favorable<br>(Unfavorable) | Percent<br>Used |
|--|--------------------------|-------------------------|--------------------|---------------------|------------------|--|-----------------|
| <b>Fund: 01 - GENERAL FUND</b>                         |                          |                         |                    |                     |                  |  |                 |
| <b>Department: 01 - Administration</b>                 |                          |                         |                    |                     |                  |  |                 |
| 0101 - City Manager's Office                           | 346,900.00               | 346,900.00              | 21,806.83          | 226,020.02          | 1,526.90         | 119,353.08                             | 65.59 %         |
| 0102 - City Council                                    | 53,500.00                | 53,500.00               | 4,240.01           | 27,849.88           | 1,350.00         | 24,300.12                              | 54.58 %         |
| 0103 - City Judge                                      | 13,000.00                | 13,000.00               | 1,076.50           | 8,612.00            | 0.00             | 4,388.00                               | 66.25 %         |
| 0104 - City Attorney                                   | 40,000.00                | 40,000.00               | 300.00             | 10,265.00           | 0.00             | 29,735.00                              | 25.66 %         |
| 0105 - Special Appropriations                          | 377,100.00               | 377,100.00              | 2,500.00           | 201,440.00          | 0.00             | 175,660.00                             | 53.42 %         |
| 0106 - Athens City Schools                             | 2,421,000.00             | 2,421,000.00            | 239,734.40         | 1,709,884.27        | 0.00             | 711,115.73                             | 70.63 %         |
| 0107 - Athens Utilities Board                          | 480,000.00               | 480,000.00              | 41,812.34          | 341,113.26          | 5,736.70         | 133,150.04                             | 72.26 %         |
| <b>Department: 01 - Administration Total:</b>          | <b>3,731,500.00</b>      | <b>3,731,500.00</b>     | <b>311,470.08</b>  | <b>2,525,184.43</b> | <b>8,613.60</b>  | <b>1,197,701.97</b>                    | <b>67.90 %</b>  |
| <b>Department: 02 - Finance</b>                        |                          |                         |                    |                     |                  |  |                 |
| 0201 - Finance   | 480,500.00               | 480,500.00              | 32,871.13          | 338,731.67          | 6,060.03         | 135,708.30                             | 71.76 %         |
| <b>Department: 02 - Finance Total:</b>                 | <b>480,500.00</b>        | <b>480,500.00</b>       | <b>32,871.13</b>   | <b>338,731.67</b>   | <b>6,060.03</b>  | <b>135,708.30</b>                      | <b>71.76 %</b>  |
| <b>Department: 03 - Human Resources</b>                |                          |                         |                    |                     |                  |  |                 |
| 0301 - Human Resources                                 | 229,900.00               | 229,900.00              | 16,606.72          | 134,025.84          | 7,920.17         | 87,953.99                              | 61.74 %         |
| <b>Department: 03 - Human Resources Total:</b>         | <b>229,900.00</b>        | <b>229,900.00</b>       | <b>16,606.72</b>   | <b>134,025.84</b>   | <b>7,920.17</b>  | <b>87,953.99</b>                       | <b>61.74 %</b>  |
| <b>Department: 04 - Administrative Services</b>        |                          |                         |                    |                     |                  |  |                 |
| 0401 - Administration                                  | 143,900.00               | 143,900.00              | 10,698.00          | 82,749.87           | 257.35           | 60,892.78                              | 57.68 %         |
| 0402 - City Hall                                       | 185,400.00               | 185,400.00              | 14,363.46          | 94,591.30           | 27,302.41        | 63,506.29                              | 65.75 %         |
| 0403 - Information Technology                          | 358,700.00               | 358,700.00              | 12,291.32          | 166,495.66          | 4,500.00         | 187,704.34                             | 47.67 %         |
| <b>Department: 04 - Administrative Services Total:</b> | <b>688,000.00</b>        | <b>688,000.00</b>       | <b>37,352.78</b>   | <b>343,836.83</b>   | <b>32,059.76</b> | <b>312,103.41</b>                      | <b>54.64 %</b>  |
| <b>Department: 05 - Community Development</b>          |                          |                         |                    |                     |                  |  |                 |
| 0501 - Administration                                  | 189,600.00               | 189,600.00              | 15,451.76          | 115,830.16          | 300.00           | 73,469.84                              | 61.25 %         |
| 0502 - Codes Enforcement                               | 295,100.00               | 295,100.00              | 20,500.36          | 195,155.89          | 9,060.00         | 90,884.11                              | 69.20 %         |
| 0503 - Cemeteries                                      | 34,200.00                | 34,200.00               | 2,500.00           | 17,568.75           | 13,000.00        | 3,631.25                               | 89.38 %         |
| <b>Department: 05 - Community Development Total:</b>   | <b>518,900.00</b>        | <b>518,900.00</b>       | <b>38,452.12</b>   | <b>328,554.80</b>   | <b>22,360.00</b> | <b>167,985.20</b>                      | <b>67.63 %</b>  |
| <b>Department: 06 - Police</b>                         |                          |                         |                    |                     |                  |  |                 |
| 0601 - Administration                                  | 352,600.00               | 352,600.00              | 17,016.15          | 165,391.98          | 2,715.95         | 184,492.07                             | 47.68 %         |
| 0602 - Patrol  | 2,333,000.00             | 2,333,000.00            | 196,048.11         | 1,594,896.67        | 22,402.87        | 715,700.46                             | 69.32 %         |
| 0603 - Special Services                                | 553,800.00               | 553,800.00              | 45,933.24          | 357,573.00          | 872.84           | 195,354.16                             | 64.72 %         |
| <b>Department: 06 - Police Total:</b>                  | <b>3,239,400.00</b>      | <b>3,239,400.00</b>     | <b>258,997.50</b>  | <b>2,117,861.65</b> | <b>25,991.66</b> | <b>1,095,546.69</b>                    | <b>66.18 %</b>  |
| <b>Department: 07 - Fire</b>                           |                          |                         |                    |                     |                  |  |                 |
| 0701 - Administration                                  | 177,400.00               | 177,400.00              | 30,380.27          | 123,919.83          | 973.04           | 52,507.13                              | 70.40 %         |
| 0702 - Prevention                                      | 97,400.00                | 97,400.00               | 6,995.57           | 71,489.06           | 68.95            | 25,841.99                              | 73.47 %         |

Monthly Rev and Exp Reports for Council

For Fiscal: 2021-2022 Period Ending: 02/28/2022

| Division  | Original<br>Total Budget | Current<br>Total Budget | Period<br>Activity | Fiscal<br>Activity | Encumbrances | Variance<br>Favorable<br>(Unfavorable) | Percent<br>Used |
|---|--------------------------|-------------------------|--------------------|--------------------|--------------|--|-----------------|
| 0703 - Suppression                              | 2,235,500.00             | 2,235,500.00            | 171,096.55         | 1,657,650.64       | 30,964.66    | 546,884.70                             | 75.54 %         |
| Department: 07 - Fire Total:                    | 2,510,300.00             | 2,510,300.00            | 208,472.39         | 1,853,059.53       | 32,006.65    | 625,233.82                             | 75.09 %         |
| Department: 08 - Parks and Recreation           |                          |                         |                    |                    |              |  |                 |
| 0801 - Administration                           | 246,500.00               | 246,500.00              | 18,885.99          | 161,453.62         | 10,815.18    | 74,231.20                              | 69.89 %         |
| 0802 - Maintenance                              | 733,800.00               | 733,800.00              | 42,058.77          | 471,144.92         | 55,391.94    | 207,263.14                             | 71.75 %         |
| 0803 - Swimming Pools                           | 43,600.00                | 43,600.00               | 5,766.91           | 31,816.27          | 1,701.94     | 10,081.79                              | 76.88 %         |
| 0804 - Program Planning                         | 308,900.00               | 308,900.00              | 7,046.21           | 191,637.28         | 41,609.19    | 75,653.53                              | 75.51 %         |
| Department: 08 - Parks and Recreation Total:    | 1,332,800.00             | 1,332,800.00            | 73,757.88          | 856,052.09         | 109,518.25   | 367,229.66                             | 72.45 %         |
| Department: 09 - Public Works                   |                          |                         |                    |                    |              |  |                 |
| 0901 - Administration                           | 330,700.00               | 330,700.00              | 29,245.58          | 209,818.43         | 3,738.44     | 117,143.13                             | 64.58 %         |
| 0902 - Traffic Control                          | 296,200.00               | 296,200.00              | 13,780.00          | 107,498.11         | 21,042.69    | 167,659.20                             | 43.40 %         |
| 0903 - Street Maintenance                       | 994,600.00               | 994,600.00              | 31,547.88          | 288,634.43         | 59,154.31    | 646,811.26                             | 34.97 %         |
| 0904 - Street Construction                      | 578,700.00               | 578,700.00              | 27,837.08          | 301,563.39         | 48,997.16    | 228,139.45                             | 60.58 %         |
| 0905 - Street Cleaning                          | 942,300.00               | 942,300.00              | 62,765.16          | 646,928.71         | 36,956.63    | 258,414.66                             | 72.58 %         |
| 0906 - Fleet Maintenance                        | 322,800.00               | 322,800.00              | 28,326.90          | 190,759.16         | 3,772.24     | 128,318.60                             | 60.25 %         |
| 0908 - Animal Control                           | 163,100.00               | 163,100.00              | 11,808.63          | 99,121.03          | 2,845.23     | 61,133.74                              | 62.52 %         |
| Department: 09 - Public Works Total:            | 3,628,400.00             | 3,628,400.00            | 205,311.23         | 1,844,323.26       | 176,456.70   | 1,607,620.04                           | 55.69 %         |
| Department: 10 - Communications/Dispatch        |                          |                         |                    |                    |              |  |                 |
| 1004 - Communications/Dispatch                  | 302,300.00               | 302,300.00              | 0.00               | 223,235.70         | 0.00         | 79,064.30                              | 73.85 %         |
| Department: 10 - Communications/Dispatch Total: | 302,300.00               | 302,300.00              | 0.00               | 223,235.70         | 0.00         | 79,064.30                              | 73.85 %         |
| Department: 11 - Transfers                      |                          |                         |                    |                    |              |  |                 |
| 1101 - Non-Departmental                         | 2,340,000.00             | 4,840,000.00            | 197,674.54         | 3,905,475.07       | 6,448.26     | 928,076.67                             | 80.82 %         |
| Department: 11 - Transfers Total:               | 2,340,000.00             | 4,840,000.00            | 197,674.54         | 3,905,475.07       | 6,448.26     | 928,076.67                             | 80.82 %         |
| Fund: 01 - GENERAL FUND Total:                  | 19,002,000.00            | 21,502,000.00           | 1,380,966.37       | 14,470,340.87      | 427,435.08   | 6,604,224.05                           | 69.29 %         |
| Report Total:                                   | 19,002,000.00            | 21,502,000.00           | 1,380,966.37       | 14,470,340.87      | 427,435.08   | 6,604,224.05                           | 69.29 %         |



City of Athens, Tennessee

# Monthly Rev and Exp Reports for Council

## Account Summary

For Fiscal: 2021-2022 Period Ending: 02/28/2022

|                              |                                     | Original<br>Total Budget | Current<br>Total Budget | Period<br>Activity | Fiscal<br>Activity | Variance<br>Favorable<br>(Unfavorable) | Percent<br>Used |
|------------------------------|-------------------------------------|--------------------------|-------------------------|--------------------|--------------------|--|-----------------|
| <b>Fund: 12 - SANITATION</b> |                                     |                          |                         |                    |                    |  |                 |
| <b>Revenue</b>               |                                     |                          |                         |                    |                    |  |                 |
| <u>12-0000-4648</u>          | REFUSE PENALTY                      | 4,000.00                 | 4,000.00                | 263.46             | 1,836.48           | -2,163.52                              | 45.91 %         |
| <u>12-0000-4650</u>          | IND/COMMERCIAL REFUSE CHARG         | 390,000.00               | 390,000.00              | 29,334.00          | 292,359.72         | -97,640.28                             | 74.96 %         |
| <u>12-0000-4658</u>          | REFUSE COLLECTION CHARGES           | 540,000.00               | 540,000.00              | 46,691.20          | 367,838.71         | -172,161.29                            | 68.12 %         |
| <u>12-0000-4750</u>          | RECYCLING CENTER                    | 2,000.00                 | 2,000.00                | 382.80             | 3,252.41           | 1,252.41                               | 162.62 %        |
| <u>12-0000-4910</u>          | INTEREST INCOME                     | 2,000.00                 | 2,000.00                | 67.34              | 252.18             | -1,747.82                              | 12.61 %         |
| <u>12-0000-4920</u>          | SALE OF CITY PROPERTY               | 0.00                     | 0.00                    | 0.00               | 31,500.00          | 31,500.00                              | 0.00 %          |
| <u>12-0000-4930</u>          | DISCOUNTS EARNED                    | 0.00                     | 0.00                    | 5.11               | 43.96              | 43.96                                  | 0.00 %          |
| <u>12-0000-4999</u>          | MISCELLANEOUS INCOME                | 3,000.00                 | 3,000.00                | 0.00               | 5,979.38           | 2,979.38                               | 199.31 %        |
|                              | <b>Revenue Total:</b>               | <b>941,000.00</b>        | <b>941,000.00</b>       | <b>76,743.91</b>   | <b>703,062.84</b>  | <b>-237,937.16</b>                     | <b>74.71 %</b>  |
|                              | <b>Fund: 12 - SANITATION Total:</b> | <b>941,000.00</b>        | <b>941,000.00</b>       | <b>76,743.91</b>   | <b>703,062.84</b>  | <b>-237,937.16</b>                     | <b>74.71 %</b>  |
|                              | <b>Report Total:</b>                | <b>941,000.00</b>        | <b>941,000.00</b>       | <b>76,743.91</b>   | <b>703,062.84</b>  | <b>-237,937.16</b>                     | <b>74.71 %</b>  |



City of Athens, Tennessee

# Monthly Rev and Exp Reports for Council

## Group Summary

For Fiscal: 2021-2022 Period Ending: 02/28/2022

### Division

Fund: 12 - SANITATION

Department: 09 - Public Works

0907 - Sanitation

|                                      | Original<br>Total Budget | Current<br>Total Budget | Period<br>Activity | Fiscal<br>Activity | Encumbrances | Variance<br>Favorable<br>(Unfavorable) | Percent<br>Used |
|--------------------------------------|--------------------------|-------------------------|--------------------|--------------------|--------------|--|-----------------|
|                                      | 941,000.00               | 941,000.00              | 66,199.05          | 618,350.54         | 6,543.40     | 316,106.06                             | 66.41 %         |
| Department: 09 - Public Works Total: | 941,000.00               | 941,000.00              | 66,199.05          | 618,350.54         | 6,543.40     | 316,106.06                             | 66.41 %         |
| Fund: 12 - SANITATION Total:         | 941,000.00               | 941,000.00              | 66,199.05          | 618,350.54         | 6,543.40     | 316,106.06                             | 66.41 %         |
| Report Total:                        | 941,000.00               | 941,000.00              | 66,199.05          | 618,350.54         | 6,543.40     | 316,106.06                             | 66.41 %         |

# City of Athens Fire Dept

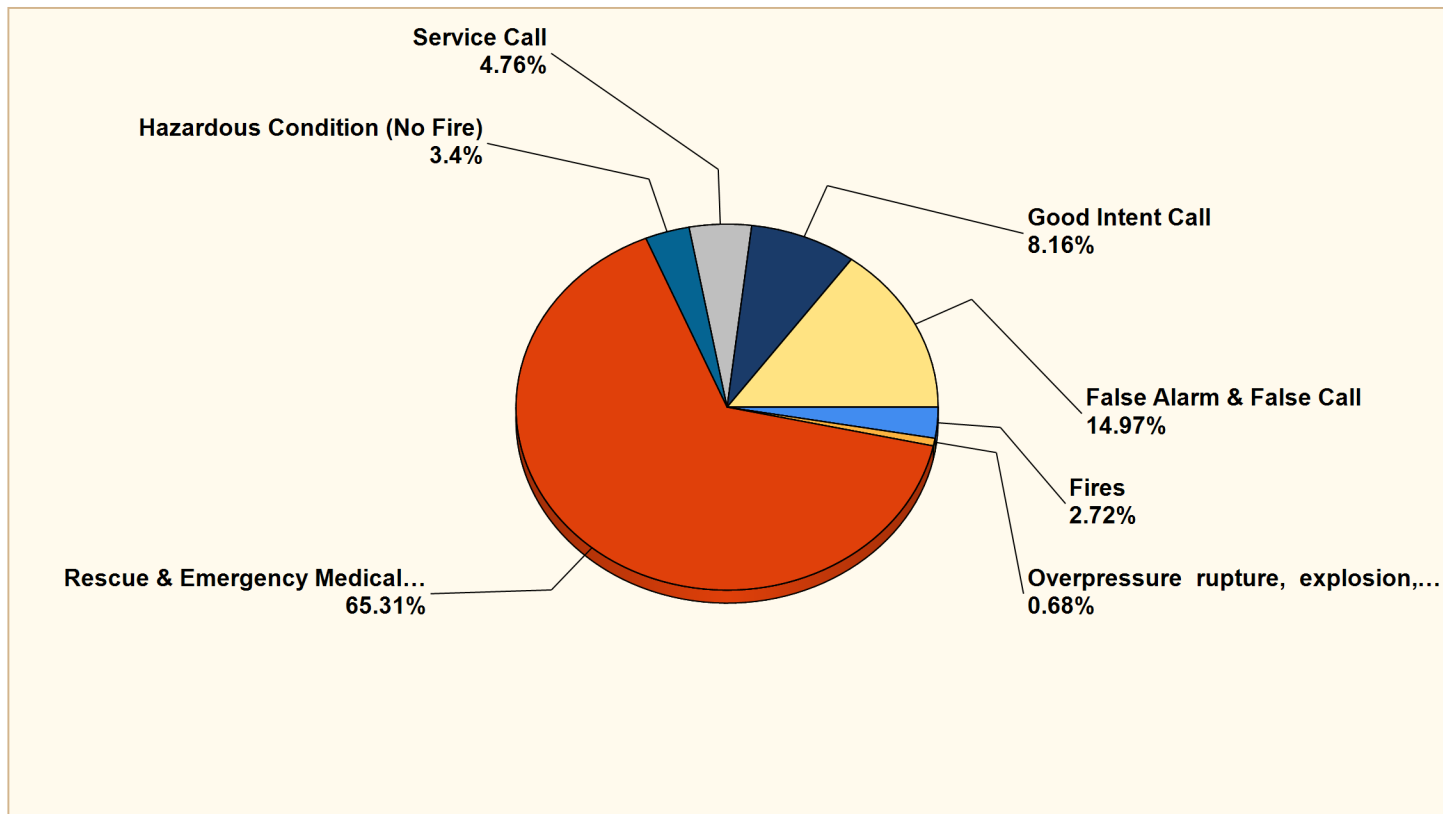
Athens, TN

This report was generated on 3/7/2022 11:40:58 AM



## Breakdown by Major Incident Types for Date Range

Zone(s): All Zones | Start Date: 02/01/2022 | End Date: 02/28/2022



| MAJOR INCIDENT TYPE                                    | # INCIDENTS | % of TOTAL  |
|--|-------------|-------------|
| Fires  | 4           | 2.72%       |
| Overpressure rupture, explosion, overheating - no fire | 1           | 0.68%       |
| Rescue & Emergency Medical Service                     | 96          | 65.31%      |
| Hazardous Condition (No Fire)                          | 5           | 3.4%        |
| Service Call   | 7           | 4.76%       |
| Good Intent Call                                       | 12          | 8.16%       |
| False Alarm & False Call                               | 22          | 14.97%      |
| <b>TOTAL</b>   | <b>147</b>  | <b>100%</b> |

Put two new engines in service!!!  
 1065 hours of training  
 6 State Inspections  
 Pierce Leader Training - all 3 shifts  
 HASS Alert Training  
 EMS & EMT Refresher Course  
 Job Shadowing  
 Terrorism Liaison Officer Class  
 Taught Fire Safety class to McMinn Senior Citizens Center  
 Taught 16 Hour Introduction to Fire and Emergency Services class  
 Tri-State Meeting  
 Ate lunch with the students at West Side School  
 911 Board Meeting

Only REVIEWED and/or LOCKED IMPORTED incidents are included. Summary results for a major incident type are not displayed if the count is zero.



emergencyreporting.com  
 Doc Id: 553  
 Page # 1 of 2

### Detailed Breakdown by Incident Type

| INCIDENT TYPE  | # INCIDENTS | % of TOTAL  |
|--|-------------|-------------|
| 111 - Building fire                                      | 1           | 0.68%       |
| 118 - Trash or rubbish fire, contained                   | 1           | 0.68%       |
| 131 - Passenger vehicle fire                             | 1           | 0.68%       |
| 142 - Brush or brush-and-grass mixture fire              | 1           | 0.68%       |
| 251 - Excessive heat, scorch burns with no ignition      | 1           | 0.68%       |
| 311 - Medical assist, assist EMS crew                    | 91          | 61.9%       |
| 322 - Motor vehicle accident with injuries               | 4           | 2.72%       |
| 352 - Extrication of victim(s) from vehicle              | 1           | 0.68%       |
| 412 - Gas leak (natural gas or LPG)                      | 1           | 0.68%       |
| 424 - Carbon monoxide incident                           | 1           | 0.68%       |
| 440 - Electrical wiring/equipment problem, other         | 1           | 0.68%       |
| 462 - Aircraft standby                                   | 1           | 0.68%       |
| 480 - Attempted burning, illegal action, other           | 1           | 0.68%       |
| 550 - Public service assistance, other                   | 1           | 0.68%       |
| 551 - Assist police or other governmental agency         | 3           | 2.04%       |
| 561 - Unauthorized burning                               | 3           | 2.04%       |
| 611 - Dispatched & cancelled en route                    | 7           | 4.76%       |
| 622 - No incident found on arrival at dispatch address   | 4           | 2.72%       |
| 671 - HazMat release investigation w/no HazMat           | 1           | 0.68%       |
| 743 - Smoke detector activation, no fire - unintentional | 1           | 0.68%       |
| 744 - Detector activation, no fire - unintentional       | 21          | 14.29%      |
| <b>TOTAL INCIDENTS:</b>                                  | <b>147</b>  | <b>100%</b> |

Only REVIEWED and/or LOCKED IMPORTED incidents are included. Summary results for a major incident type are not displayed if the count is zero.

# City of Athens Fire Dept

Athens, TN

This report was generated on 3/1/2022 2:33:27 PM



## Property Values versus Loss and Save per Incident for Date Range

Start Date: 02/01/2022 | End Date: 02/28/2022

| INCIDENT #     | PRE-INCIDENT VALUE | LOSSES          | SAVED              |
|----------------|--------------------|-----------------|--------------------|
| 2022-213       | \$10,200.00        | \$200.00        | \$10,000.00        |
| 2022-271       | \$500.00           | \$500.00        | \$0.00             |
| <b>Totals:</b> | <b>\$10,700.00</b> | <b>\$700.00</b> | <b>\$10,000.00</b> |

Both the PRE-INCIDENT VALUE and LOSSES columns are the summation of the respective Property and Contents fields as recorded on the Basic Info 5 screen of an incident. Only REVIEWED incidents included. EMS incidents excluded.



emergencyreporting.com  
Doc Id: 968  
Page # 1 of 1

# City of Athens Fire Dept

Athens, TN

This report was generated on 3/1/2022 2:34:06 PM



## Losses for Date Range

Start Date: 02/01/2022 | End Date: 02/28/2022

| TOTAL INCIDENTS | TOTAL PROPERTY LOSS | TOTAL CONTENT LOSS | TOTAL LOSSES | AVERAGE LOSS |
|-----------------|---------------------|--------------------|--------------|--------------|
| 2               | \$500.00            | \$200.00           | \$700.00     | \$350.00     |

| INCIDENT NUMBER | DATE       | Incident Type                          | PROPERTY LOSS | CONTENT LOSS | TOTAL    | % of Total |
|-----------------|------------|--|---------------|--------------|----------|------------|
| 2022-213        | 02/02/2022 | 131 - Passenger vehicle fire           | \$0.00        | \$200.00     | \$200.00 | 28.57%     |
| 2022-271        | 02/12/2022 | 118 - Trash or rubbish fire, contained | \$500.00      | \$0.00       | \$500.00 | 71.43%     |

Only REVIEWED incidents included



emergencyreporting.com

Doc Id: 265

Page # 1 of 1

# City of Athens Fire Dept

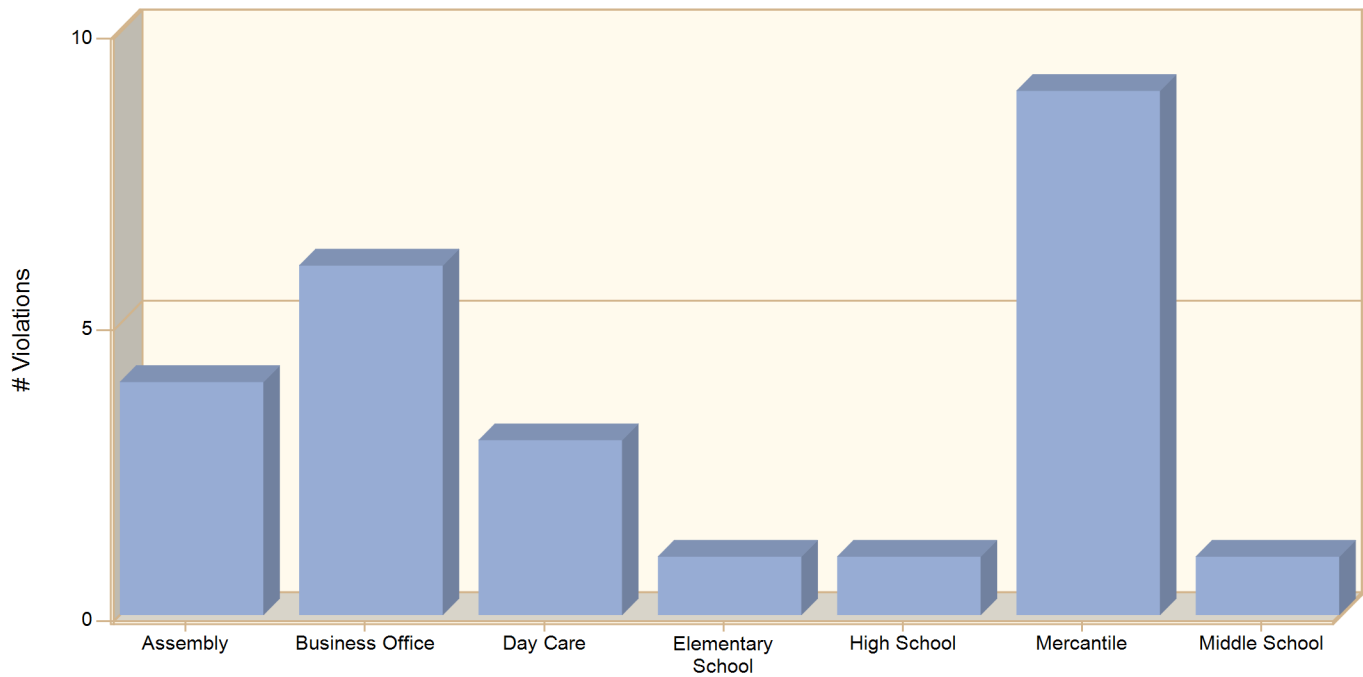
Athens, TN

This report was generated on 3/1/2022 2:35:01 PM



## Count of Violations per Occupancy Type for Inspection Date Range

Inspection Observations: FAIL | Start Date: 02/01/2022 | End Date: 02/28/2022



| OCCUPANCY TYPE       | # VIOLATIONS |
|----------------------|--------------|
| Assembly             | 4            |
| Business Office      | 6            |
| Day Care             | 3            |
| Elementary School    | 1            |
| High School          | 1            |
| Mercantile           | 9            |
| Middle School        | 1            |
| Total of Violations: | 25           |

Total number of violations for LOCKED inspections that took place for the DATE RANGE provided for each Occupancy Type.



emergencyreporting.com

Doc Id: 886

Page # 1 of 1

# City of Athens Fire Dept

Athens, TN

This report was generated on 3/1/2022 2:36:05 PM



## Completed Inspections per Inspection Type for Date Range

Occupancy Status: All | Start Date: 02/01/2022 | End Date: 02/28/2022

| ID  | OCCUPANCY                             | ADDRESS                                 | DATE       | INSPECTOR       | RESULT               | NOTES |
|---|---------------------------------------|---|------------|-----------------|----------------------|-------|
| <b>Inspection Type: Alarm System Test</b> |                                       |   |            |                 |                      |       |
| 890                                       | Tri County Center                     | 3030 Lee HWY<br>Athens, TN 37303        | 02/25/2022 | Smith, Austin A | Passed with Comments |       |
| 596                                       | McMinn County Alternative School      | 1775 Overland DR<br>Athens, TN 37303    | 02/25/2022 | Smith, Austin A | Passed               |       |
| 602                                       | McMinn County Career Technical School | 2103 S Congress PKY<br>Athens, TN 37303 | 02/25/2022 | Smith, Austin A | Passed with Comments |       |
| 638                                       | North City School                     | 1601 Palos ST<br>Athens, TN 37303       | 02/28/2022 | Smith, Austin A | Passed               |       |
| 465                                       | Ingleside Elementary School           | 200 Guille ST<br>Athens, TN 37303       | 02/28/2022 | Smith, Austin A | Passed               |       |
| 243                                       | City Park School                      | 203 Keith LN<br>Athens, TN 37303        | 02/28/2022 | Smith, Austin A | Passed               |       |
| 973                                       | Westside School                       | 700 Westside AVE<br>Athens, TN 37303    | 02/28/2022 | Smith, Austin A | Passed               |       |

Total # Inspections for Alarm System Test 7

## Inspection Type: Annual

|      |                            |                                     |            |             |                      |  |
|------|----------------------------|-------------------------------------|------------|-------------|----------------------|--|
|      | EABC Kids                  | 301 Central AVE<br>Athens, TN 37303 | 02/16/2022 | Eaton, Mike | Passed with Comments |  |
| 326  | East Athens Baptist Church | 301 Central AVE<br>Athens, TN 37303 | 02/16/2022 | Eaton, Mike | Passed with Comments |  |
| 1049 | Love Without Walls         | 111 Park ST<br>Athens, TN 37303     | 02/16/2022 | Eaton, Mike | Passed               |  |

Includes LOCKED inspections for both archived and unarchived occupancy records.



emergencyreporting.com

Doc Id: 1026

Page # 1 of 2

| ID                      | OCCUPANCY                 | ADDRESS                                 | DATE       | INSPECTOR                       | RESULT                          | NOTES |
|-------------------------|---------------------------|---|------------|---------------------------------|---------------------------------|-------|
| Inspection Type: Annual |                           |   |            |                                 |                                 |       |
| 881                     | Toomey & Baggett Eye Care | 406 W Madison AVE<br>Athens, TN 37303   | 02/22/2022 | Martin, Dustin R                | Passed with Comments            |       |
| 29                      | Amedisys Homecare         | 614 N Congress PKY<br>Athens, TN 37303  | 02/23/2022 | Fling, Jason R                  | Passed with Minor<br>Violations |       |
| 959                     | Wal-Mart Super Center     | 1815 Decatur PIKE<br>Athens, TN 37303   | 02/23/2022 | Fling, Jason R                  | Violation Notice Issued         |       |
| 958                     | Wal-Mart Vision Center    | 1815 Decatur PIKE<br>Athens, TN 37303   | 02/23/2022 | Hicks, Taylor C                 | Passed                          |       |
| 379                     | Fort Sill National Bank   | 1815 Decatur PIKE<br>Athens, TN 37303   | 02/23/2022 | Hicks, Taylor C                 | Passed                          |       |
| 284                     | DA-VI Nails               | 1815 Decatur PIKE<br>Athens, TN 37303   | 02/23/2022 | Hicks, Taylor C                 | Passed with Comments            |       |
| 814                     | Subway                    | 1815 Decatur PIKE<br>Athens, TN 37303   | 02/23/2022 | Hicks, Taylor C                 | Passed with Comments            |       |
| 776                     | Smart Style               | 1815 Decatur PIKE<br>Athens, TN 37303   | 02/23/2022 | Hicks, Taylor C                 | Passed with Comments            |       |
| 66                      | Athens City Middle School | 200 Keith LN<br>Athens, TN 37303        | 02/25/2022 | Martin, Dustin R                | Passed with Comments            |       |
| 380                     | Christ's Legacy Academy   | 625 Matlock AVE<br>Athens, TN 37303     | 02/25/2022 | Martin, Dustin R                | Passed                          |       |
| 607                     | McMinn County High School | 2215 S Congress PKY<br>Athens, TN 37303 | 02/25/2022 | Martin, Dustin R                | Passed                          |       |
|                         |                           |   |            | Total # Inspections for Annual: |                                 | 14    |

**TOTAL # INSPECTIONS: 21**

Includes LOCKED inspections for both archived and unarchived occupancy records.



# City of Athens Fire Dept

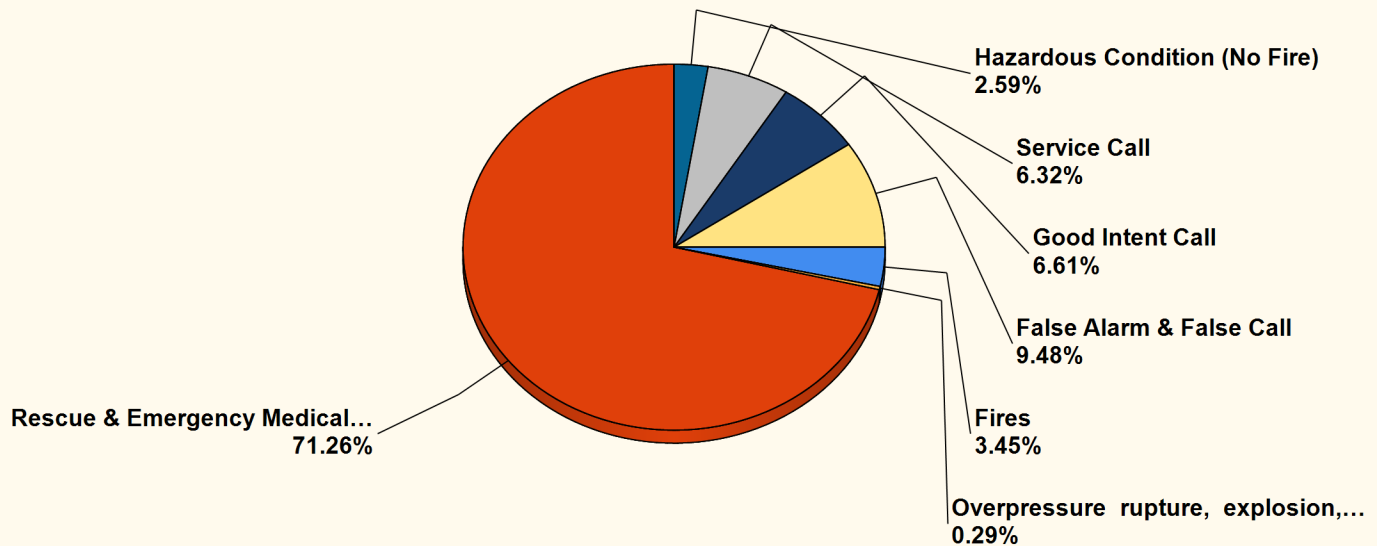
Athens, TN

This report was generated on 3/1/2022 2:37:02 PM



## Breakdown by Major Incident Types for Date Range

Zone(s): All Zones | Start Date: 01/01/2022 | End Date: 02/28/2022



| MAJOR INCIDENT TYPE                                    | # INCIDENTS | % of TOTAL  |
|--|-------------|-------------|
| Fires  | 12          | 3.45%       |
| Overpressure rupture, explosion, overheating - no fire | 1           | 0.29%       |
| Rescue & Emergency Medical Service                     | 248         | 71.26%      |
| Hazardous Condition (No Fire)                          | 9           | 2.59%       |
| Service Call   | 22          | 6.32%       |
| Good Intent Call                                       | 23          | 6.61%       |
| False Alarm & False Call                               | 33          | 9.48%       |
| <b>TOTAL</b>   | <b>348</b>  | <b>100%</b> |

Only REVIEWED and/or LOCKED IMPORTED incidents are included. Summary results for a major incident type are not displayed if the count is zero.

### Detailed Breakdown by Incident Type

| INCIDENT TYPE  | # INCIDENTS | % of TOTAL  |
|--|-------------|-------------|
| 111 - Building fire                                      | 2           | 0.57%       |
| 113 - Cooking fire, confined to container                | 1           | 0.29%       |
| 118 - Trash or rubbish fire, contained                   | 1           | 0.29%       |
| 122 - Fire in motor home, camper, recreational vehicle   | 1           | 0.29%       |
| 131 - Passenger vehicle fire                             | 2           | 0.57%       |
| 140 - Natural vegetation fire, other                     | 1           | 0.29%       |
| 141 - Forest, woods or wildland fire                     | 1           | 0.29%       |
| 142 - Brush or brush-and-grass mixture fire              | 2           | 0.57%       |
| 160 - Special outside fire, other                        | 1           | 0.29%       |
| 251 - Excessive heat, scorch burns with no ignition      | 1           | 0.29%       |
| 311 - Medical assist, assist EMS crew                    | 230         | 66.09%      |
| 322 - Motor vehicle accident with injuries               | 15          | 4.31%       |
| 324 - Motor vehicle accident with no injuries.           | 1           | 0.29%       |
| 351 - Extrication of victim(s) from building/structure   | 1           | 0.29%       |
| 352 - Extrication of victim(s) from vehicle              | 1           | 0.29%       |
| 412 - Gas leak (natural gas or LPG)                      | 2           | 0.57%       |
| 424 - Carbon monoxide incident                           | 3           | 0.86%       |
| 440 - Electrical wiring/equipment problem, other         | 1           | 0.29%       |
| 462 - Aircraft standby                                   | 2           | 0.57%       |
| 480 - Attempted burning, illegal action, other           | 1           | 0.29%       |
| 500 - Service Call, other                                | 1           | 0.29%       |
| 520 - Water problem, other                               | 1           | 0.29%       |
| 522 - Water or steam leak                                | 1           | 0.29%       |
| 550 - Public service assistance, other                   | 1           | 0.29%       |
| 551 - Assist police or other governmental agency         | 10          | 2.87%       |
| 561 - Unauthorized burning                               | 8           | 2.3%        |
| 600 - Good intent call, other                            | 2           | 0.57%       |
| 611 - Dispatched & cancelled en route                    | 14          | 4.02%       |
| 622 - No incident found on arrival at dispatch address   | 4           | 1.15%       |
| 631 - Authorized controlled burning                      | 1           | 0.29%       |
| 651 - Smoke scare, odor of smoke                         | 1           | 0.29%       |
| 671 - HazMat release investigation w/no HazMat           | 1           | 0.29%       |
| 736 - CO detector activation due to malfunction          | 1           | 0.29%       |
| 743 - Smoke detector activation, no fire - unintentional | 1           | 0.29%       |
| 744 - Detector activation, no fire - unintentional       | 31          | 8.91%       |
| <b>TOTAL INCIDENTS:</b>                                  | <b>348</b>  | <b>100%</b> |

Only REVIEWED and/or LOCKED IMPORTED incidents are included. Summary results for a major incident type are not displayed if the count is zero.



emergencyreporting.com  
Doc Id: 553  
Page # 2 of 2

# City of Athens Fire Dept

Athens, TN

This report was generated on 3/1/2022 2:38:06 PM



## Property Values versus Loss and Save per Incident for Date Range

Start Date: 01/01/2022 | End Date: 02/28/2022

| INCIDENT #     | PRE-INCIDENT VALUE    | LOSSES              | SAVED                 |
|----------------|-----------------------|---------------------|-----------------------|
| 2022-96        | \$16,000.00           | \$16,000.00         | \$0.00                |
| 2022-163       | \$10,000.00           | \$2,000.00          | \$8,000.00            |
| 2022-164       | \$500.00              | \$500.00            | \$0.00                |
| 2022-172       | \$650,000.00          | \$500.00            | \$649,500.00          |
| 2022-202       | \$950,000.00          | \$125,000.00        | \$825,000.00          |
| 2022-213       | \$10,200.00           | \$200.00            | \$10,000.00           |
| 2022-271       | \$500.00              | \$500.00            | \$0.00                |
| <b>Totals:</b> | <b>\$1,637,200.00</b> | <b>\$144,700.00</b> | <b>\$1,492,500.00</b> |

Both the PRE-INCIDENT VALUE and LOSSES columns are the summation of the respective Property and Contents fields as recorded on the Basic Info 5 screen of an incident. Only REVIEWED incidents included. EMS incidents excluded.

# City of Athens Fire Dept

Athens, TN

This report was generated on 3/1/2022 2:39:39 PM



## Incident Detail for Aid Given and Received for Incident Type Range for Date Range

Incident Type Range: 100 - 911 | StartDate: 02/01/2022 | EndDate: 02/28/2022

| INCIDENT DATE                    | INCIDENT # | ADDRESS    | INCIDENT TYPE                              | SHIFT                       |
|----------------------------------|------------|------------|--|-----------------------------|
| AID TYPE: Automatic aid received |            |            |  |                             |
| 02/24/2022                       | 2022-335   | Highway 39 | 322 - Motor vehicle accident with injuries | ST2 - Athens Fire Station 2 |

Percentage of Total Incidents: 0.68%

|                            |          |                   |   |                             |
|----------------------------|----------|-------------------|---|-----------------------------|
| AID TYPE: Mutual aid given |          |                   |   |                             |
| 02/09/2022                 | 2022-257 | 453 COUNTY RD 442 | 142 - Brush or brush-and-grass mixture fire | ST1 - Athens Fire Station 1 |

Percentage of Total Incidents: 0.68%

Displays all incidents with aid given or received, and excludes incidents with neither. Percentages calculated from total number of incidents for parameters provided. Only REVIEWED incidents included.



emergencyreporting.com  
Doc Id: 952  
Page # 1 of 1



## FIRE DEPARTMENT

### EMS RESPONSE REPORT

February 2021

| <u>Date</u> | <u>CAD #</u> | <u>EMS Response Location</u> |
|-------------|--------------|------------------------------|
| 02/04/2022  | 2022-228     | Etowah                       |
| 02/05/2022  | 2022-232     | Etowah                       |
| 02/07/2022  | 2022-246     | Etowah                       |
| 02/16/2022  | 2022-294     | Etowah                       |
| 02/17/2022  | 2022-304     | Etowah                       |
| 02/22/2022  | 2022-324     | Riceville                    |
| 02/24/2022  | 2022-335     | Etowah                       |

City of Athens Fire Department responded to 91 Medical Calls. EMS responded from outside the City of Athens 7 times

**Police Department Report to City Manager**  
**Offense Statistics**

**Classification of Offenses****Offenses Reported**

| <b>Part I - Crimes Against Persons</b>  | <b>This Month</b> | <b>This Year</b> | <b>Last Year to Date</b> |
|---|-------------------|------------------|--------------------------|
| 1. Homicide                             | 0                 | 0                | 0                        |
| 2. Sex Offense                          | 2                 | 2                | 4                        |
| 3. Robbery                              | 0                 | 0                | 0                        |
| 4. Assault                              | 26                | 46               | 22                       |
| <b>Part II - Crime Against Property</b> |                   |                  |                          |
| 5. Burglary                             | 5                 | 13               | 18                       |
| 6. Theft                                | 53                | 90               | 111                      |
| 7. Motor Vehicle Theft                  | 9                 | 19               | 20                       |
|   |                   |                  |                          |
| Moving Violations                       | 148               | 266              | 545                      |
| Citations                               | 60                | 122              | N/A                      |
| Warnings                                | 88                | 144              | N/A                      |
| Drugs                                   | 26                | 44               | 75                       |
| Arrests                                 | 78                | 165              | 192                      |
| Total calls for service                 | 1,359             | 2,639            | 3,425                    |

**Traffic Accident Statistics****Accidents****Injuries**

|             | <b>This Month</b> | <b>This Year</b> | <b>Last Year to Date</b> |  | <b>This Month</b> | <b>This Year</b> | <b>Last Year to Date</b> |  |
|-------------|-------------------|------------------|--------------------------|--|-------------------|------------------|--------------------------|--|
| Vehicle     | 73                | 148              | 84                       |  | 4                 | 12               | 29                       |  |
| Pedestrian  | 0                 | 0                | 0                        |  | 0                 | 0                | 0                        |  |
| Total       | 73                | 148              | 84                       |  | 4                 | 12               | 29                       |  |
| Priv. Prop. | 32                | 65               | 31                       |  | 0                 | 0                | 1                        |  |

**Fatality**

|                   |   |
|-------------------|---|
| <b>This Month</b> | 0 |
| <b>This Year</b>  | 0 |
| <b>Last Year</b>  | 0 |

**Employment**

|                                       |    |
|---------------------------------------|----|
| <b>Authorized Sworn Positions</b>     | 34 |
| <b>Current Sworn Positions Filled</b> | 26 |
| <b>Police Dept. Vacancies</b>         | 8  |

Prepared:  
 Jason B. Garren  
 Deputy Chief

Submitted:  
 Fred K. Schultz  
 Interim Chief of Police

**\*\* Private Property accidents/injuries are included in above totals.**

## **Monthly Overtime Report for Patrol Division February 2022**

### **Late Shift: 87.75 hours**

(reports, late arrests, late calls, early shift calls, raids, assignments)

### **Manpower: 32.50 hours**

(fill in for sick leave, vacations, training)

### **Court: 25.00 hours**

General Sessions: 3.00

City: 4.75

Criminal: 00.00

Civil: 00.00

Juvenile: 00.00

Grand Jury: 17.25

### **Training: 76.50 hours**

### **Special Assignments: 15.00 hours**

Meeting: 10.00

THSO: 5.00

**Total hours for the month: 236.75 hours**

**Total expenditure for patrol overtime for the month: \$6,613.10**

**Total budgeted for patrol overtime for the month: \$5,000.00**

Athens Municipal Court

**DISPOSITION COUNT**

02/01/2022 to 02/28/2022

Disp. Code Id   Disp. Code Name

|      |  |           |
|------|--|-----------|
| (9)  | Dismissed                                    | <u>10</u> |
| (10) | Dismissed after Drv Safety Course            | <u>8</u>  |
| (11) | Dismissed upon payment of cost w/time to pay | <u>9</u>  |
| (4)  | Guilty - Trial by Judge                      | <u>2</u>  |
| (19) | Paid in Full                                 | <u>93</u> |
| (21) | Plea Guilty/ as charged                      | <u>14</u> |
| (25) | Plea Not Guilty, set for trail               | <u>4</u>  |

Total Dispositions: 140

**Athens Police Department**

**Amber Harrell**

**False Alarm Sheet**  
**February 2022**

**There were 32 alarms this month.**

**32 were not charged. This leaves only 0 chargeable.**

**This month 32**

**Last year this month 34**

**MONEY COLLECTED FOR FINANCE ON WARRANTS**

**This month \$00.00**