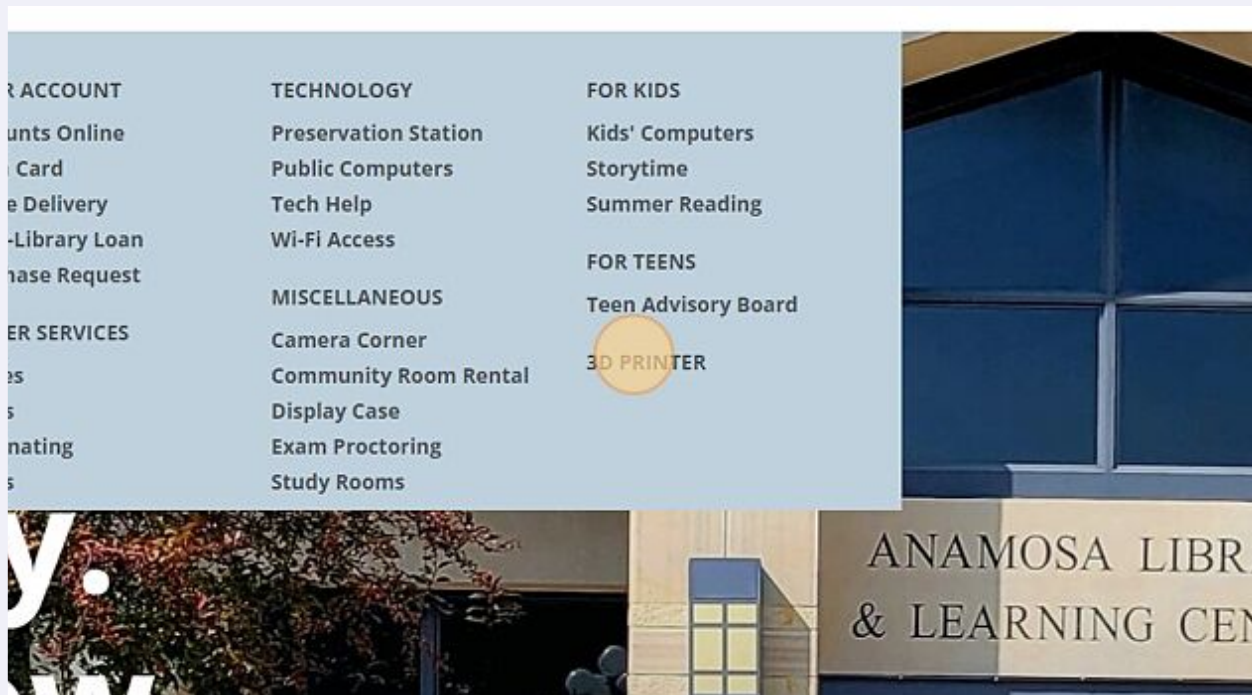


How to Submit a 3D Printing Request at Anamosa Library

1 Navigate to www.anamosalibrary.org

2 Click "3D PRINTER"



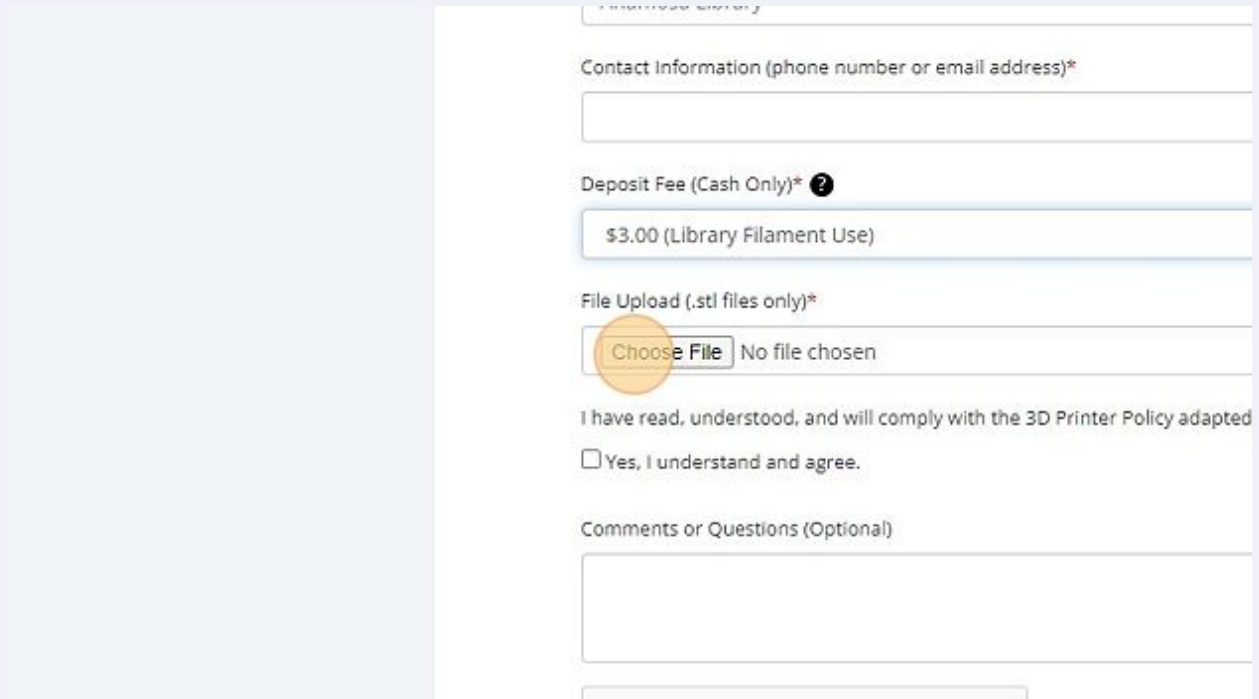
3 Fill out your full name and contact information.

The screenshot shows a web form titled "3D Printer Submission Request". The form includes several input fields: a "Date Field" with a placeholder "mm/dd/yyyy", a "Full Name*" field with a cursor and a blue highlight, a "Contact Information (phone number or email address)*" field, a "Deposit Fee (Cash Only)*" field with a question mark icon and the value "\$3.00 (Library Filament Use)", and a "File Upload (.stl files only)*" field. A blue vertical bar is visible on the left side of the form.

4 Choose your deposit fee.

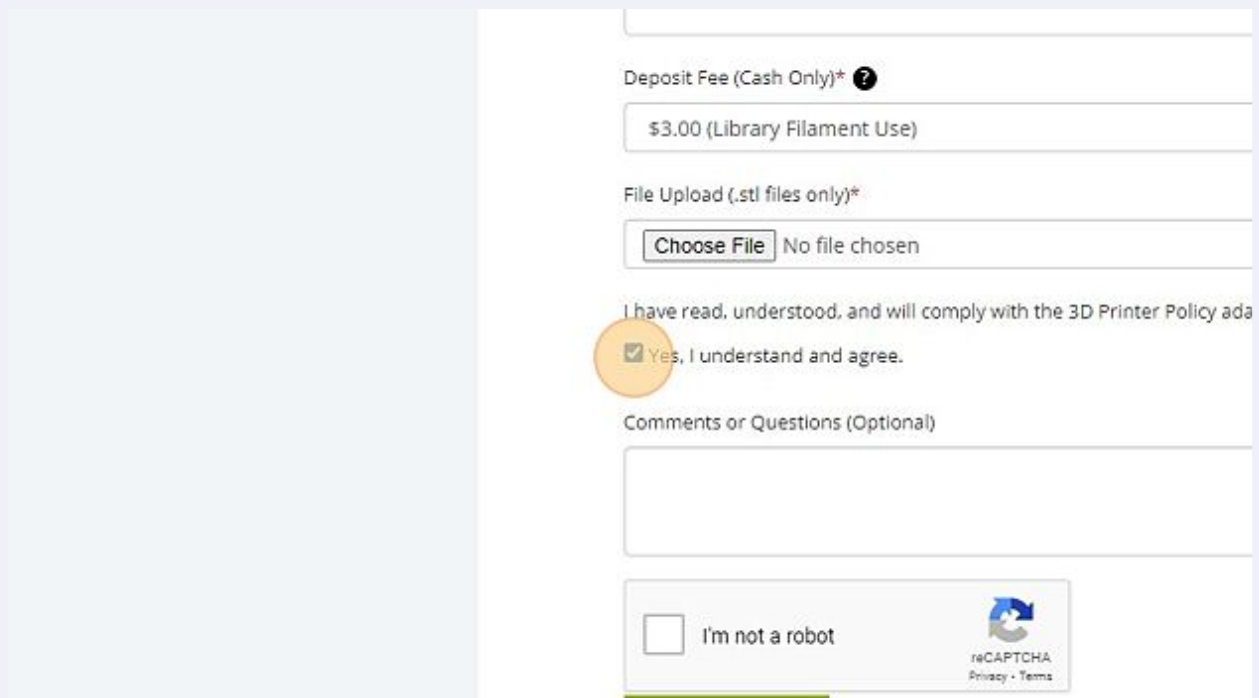
The screenshot shows a form with a dropdown menu highlighted in blue. The dropdown menu is open, showing a list of options. A blue highlight is visible on the selected option. A blue "SHARE" button is located in the top right corner of the form. Below the form, there is a line of text: "oted by the Anamosa Library and Learning Center. *".

5 Click the "File Upload field.



A screenshot of a web form. The form contains several fields: a text input field at the top, a field for "Contact Information (phone number or email address)*", a dropdown menu for "Deposit Fee (Cash Only)*" showing "\$3.00 (Library Filament Use)", a "File Upload (.stl files only)*" section with a "Choose File" button and "No file chosen" text, a checkbox for "I have read, understood, and will comply with the 3D Printer Policy adapted" with the option "Yes, I understand and agree.", and a "Comments or Questions (Optional)" text area. The "Choose File" button is highlighted with a yellow circle.

6 Click the "Yes, I understand and agree." field.



A screenshot of the same web form as above. In this view, the "Yes, I understand and agree." checkbox is checked and highlighted with a yellow circle. Below the checkbox is a "Comments or Questions (Optional)" text area. At the bottom of the form, there is a reCAPTCHA section with an "I'm not a robot" checkbox and the reCAPTCHA logo and text.

7



Make sure you're not a robot and then click Submit!



I have read, understood, and will comply with the 3D Printer Policy adapted

Yes, I understand and agree.

Comments or Questions (Optional)

 I'm not a robot 
reCAPTCHA
Privacy • Terms

More information may be found in 3D Printer Policy [here](#).