

MONDAY

— NOVEMBER 26, 2018 —

\*\*\*\*\*

REGULAR SESSION – 6:00 P.M.  
OF THE ANAMOSA CITY COUNCIL  
CITY HALL COUNCIL CHAMBERS  
AGENDA

PUBLIC NOTICE IS HEREBY GIVEN THAT THE CITY COUNCIL OF THE CITY OF ANAMOSA IOWA, WILL MEET AT THE CITY HALL COUNCIL CHAMBERS, ANAMOSA, IOWA, REGULAR SESSION AT 6:00 P.M. ON MONDAY THE 26<sup>TH</sup> DAY *OF* NOVEMBER, 2018 TO CONSIDER THE MATTERS ENUMERATED IN THE AGENDA BELOW:

- 1.0) ROLL CALL
- 2.0) PLEDGE OF ALLEGIANCE
- 3.0) MOTION TO APPROVE THE MINUTES FROM THE FOLLOWING MEETINGS:
  - 3.1) November 13, 2018 – Regular Council Meeting
- 4.0) PUBLIC HEARINGS:
  - 4.1) PUBLIC HEARING ON PROPOSED DESIGNATION OF THE 2018 ANAMOSA HOUSING URBAN RENEWAL AREA AND ON AN URBAN RENEWAL PLAN AND PROJECT.
    - A.) MAYOR OPENS PUBLIC HEARING.
    - B.) PROCEEDINGS
    - C.) MOTION TO CLOSE THE PUBLIC HEARING.
- 5.0) PRESENTATION(S): NONE
- 6.0) PROCLAMATIONS:
  - 6.1) HOME RULE PROCLAMATION

*COUNCIL ACTION ITEMS*

- 7.0) COMMUNITY BETTERMENT:
  - 7.1) DISCUSSION AND POSSIBLE ACTION ON SECOND READING OF ORDINANCE AMENDING CHAPTER 74 OF THE CITY CODE TO CHANGE THE DEFINITION OF A PERMITTED VEHICLE AND PRESCRIBE NEW REGULATIONS FO REGISTRATION. ROLL VOTE. POSSIBLE WAIVER OF 3<sup>RD</sup> READING. ROLL VOTE.
  - 7.2) DISCUSSION AND POSSIBLE ACTION ON RESOLUTION TO DECLARE NECESSITY AND ESTABLISH AN URBAN RENEWAL AREA, PURSUANT TO SECTION 403.4 OF THE CODE OF IOWA AND APPROVE URBAN RENEWAL PLAN AND PROJECT FOR THE 2018 ANAMOSA HOUSING URBAN RENEWAL AREA. ROLL VOTE.

- 7.3) DISCUSSION AND POSSIBLE ACTION ON **RESOLUTION** SETTING DATE OF MEETING AT WHICH IT IS PROPOSED TO APPROVE A DEVELOPMENT AGREEMENT WITH EAGLE VIEW LAND DEVELOPMENT, INC., INCLUDING ANNUAL APPROPRIATION TAX INCREMENT PAYMENTS. **ROLL VOTE.**
- 7.4) DISCUSSION AND POSSIBLE ACTION ON **RESOLUTION** APPROVING THE PRELIMINARY PLAT OF MEADOW RIDGE NINTH AND TENTH ADDITIONS TO ANAMOSA, IOWA. **ROLL VOTE.**
- 7.5) DISCUSSION AND POSSIBLE ACTION ON **RESOLUTION** APPROVING THE PRELIMINARY PLAT OF COUNTRY CLUB ESTATES SECOND ADDITION TO ANAMOSA, IOWA. **ROLL VOTE.**
- 7.6) DISCUSSION AND POSSIBLE ACTION ON **RESOLUTION** SETTING DATE FOR PUBLIC HEARING AMENDING CHAPTER 165.23 OF THE CITY CODE TO AMEND THE REGULATIONS REGARDING DRIVEWAYS AND OFF STREET PARKING. **ROLL VOTE.**
- 7.7) DISCUSSION AND POSSIBLE ACTION ON RE-SETTING THE REGULAR DECEMBER 10, 2018 COUNCIL MEETING TO DECEMBER 17, 2018 AND CANCELING THE REGULAR DECEMBER 24, 2018 COUNCIL MEETING DUE TO THE HOLIDAY.

8.0) **PUBLIC SAFETY:**

- 8.1) MOTION TO APPROVE THE RENEWAL OF BEER AND LIQUOR LICENSES:  
A) RENEWAL OF CLASS C LIQUOR LICENSE, WITH OUTDOOR SERVICE AND SUNDAY SALES PRIVILEGES – TYLER & DOWNING'S EATERY.

9.0) **PUBLIC WORKS:** NONE

10.0) **FINANCE:**

- 10.1) DISCUSSION AND POSSIBLE ACTION APPROVING ANNUAL FINANCIAL REPORT FOR FISCAL YEAR ENDING JUNE 30, 2018.
- 10.2) DISCUSSION AND POSSIBLE ACTION APPROVING ANNUAL URBAN RENEWAL REPORT FOR FISCAL YEAR ENDING JUNE 30, 2018.
- 10.3) DISCUSSION AND POSSIBLE ACTION APPROVING CHANGE ORDER NO. 7 FOR THE 2017 STP STREET PROJECT IN THE AMOUNT OF \$449.00 FOR HORSFIELD CONSTRUCTION.
- 10.4) DISCUSSION AND POSSIBLE ACTION ON **RESOLUTION** APPROVING AND ACCEPTING THE WORK DONE BY HORSFIELD CONSTRUCTION ON THE 2017 STP STREET PROJECT. **ROLL VOTE.**
- 10.5) DISCUSSION AND POSSIBLE ACTION APPROVING THE FINAL PAY REQUEST TO HORSFIELD CONSTRUCTION IN THE AMOUNT OF \$14,429.25 FOR THE 2017 STP STREET PROJECT.
- 10.6) DISCUSSION AND POSSIBLE ACTION ON **RESOLUTION** AUTHORIZING ECONOMIC DEVELOPMENT FORGIVABLE LOAN AGREEMENT WITH CHARLOTTE SCHECKEL. **ROLL VOTE.**

11.0) **CITY ADMINISTRATORS REPORT:**


12.0) **MAYOR AND COUNCIL REPORTS:**

12.1) COUNCIL REPORTS ON BOARDS AND COMMISSIONS.

13.0) PUBLIC WITH BUSINESS WITH THE COUNCIL ON ITEMS NOT ON THE AGENDA.

14.0) ADJOURNMENT.

THIS NOTICE IS HEREBY GIVEN AT LEAST 24 HOURS PRIOR TO THE COMMENCEMENT OF THE MEETING SPECIFIED ABOVE. THIS WAS DONE BY ADVISING THE NEWS MEDIA WHO HAVE FILED A REQUEST FOR NOTICE AND BY POSTING THE NOTICE ON THE FRONT DOOR IN THE LOBBY AREA IN CITY HALL THAT IS ACCESSIBLE TO THE PUBLIC. THIS WAS ALL PURSUANT TO CHAPTER 21 OF THE CODE OF IOWA.

  
Jacob Sheridan, City Administrator

11/13/18 Regular Council Meeting

The City Council of the City of Anamosa met in Regular Session this November 13, 2018 in the Council Chambers at City Hall at 6:00 p.m. with Rich Crump, Kay Smith, John Machart, Rod Smith, Cody Shaffer and Betty Weimer present. Absent: None. Mayor Dale Barnes presided. Also present were Jacob Sheridan, City Administrator; Tammy Coons, City Clerk; Travis McNally, Sergeant; and Dan Smith, Wastewater Superintendent. Guests Present Addressing the Council: Nicole Clausen; Bill Sperfslage, Warden Anamosa State Penitentiary; and Mike Dearborn, 405 N. Division St. Mayor Dale Barnes called the meeting to order at 6:00 p.m. Roll call was taken with a quorum present.

**Council Minutes**

Motion by Weimer, second by Crump to approve the minutes of the October 22, 2018 Regular Council meeting. All Ayes. Motion Carried.

**PUBLIC HEARINGS: NONE**

**COMMUNITY BETTERMENT:**

**Request to Raise Funds to Build a Pavilion in the Riverside Cemetery and Approve Proposed Building Plans**

Jacob Sheridan, City Administrator stated that he had discussed the proposed project with the Department Heads and found no reason that this would not be acceptable. Nicole Clausen addressed the Council stated that she would like to have local contractors complete the work as was previously discussed and presented. Crump stated that he had spoken to Kevin Smith, Goettsch Funeral Homes and Kevin had explained that they use this pad of concrete for funerals setting up their funeral tents, which includes the use of sides as the weather requires. Kevin had explained that this requires poles or rods to attach the sides. Discussion followed. Nicole stated that she would be glad to look into adding these poles or rods to the structure, if the Council was in favor of that. More discussion followed. Jacob stated that he will speak to the local veterans group about the current condition of the cement pad, along with Gregg Carpenter to determine if work needed to be done on the pad prior to any structure being added. Nicole stated she will speak with Kevin at Goettsch's to determine how the poles can be incorporated.

**Ordinance Amending Chapter 74 of the City Code (Golf Carts and UTVs) to Prescribe Minimum Weight Rather than Maximum Weight Limitation and to Require Annual Registration**

Jacob explained that this ordinance was slightly modified as recommended by the Police Chief to add a specific location on the vehicle for the placement of the registration decal, therefore this action is for the first reading of the amended ordinance.

Motion by Crump, second by Shaffer to approve the **First Reading of Ordinance** Amending Chapter 74 of the City Code (Golf Carts and UTVs) to Prescribe Minimum Weight Rather than Maximum Weight Limitation and to Require Annual Registration. Roll Vote. All Ayes. Motion Carried.

**Ordinance Amending Chapter 92 and Chapter 99 of the City Code of Ordinances Establishing New Water and Wastewater Utility Rates**

(Note this Ordinance combines agenda items 7.3 and 7.4 into one action)

Jacob gave a power point presentation to the Council illustrating the following items for both the water and wastewater: 1) Plant operations, 2) Usage History and Revenues, 3) Projected Needs, 4) User Types – Current and Proposed, 5) Current Fee Structures, 6) Current and Projected Revenues under Each Fee Structure. He explained the reasoning in adding a new use type – Industrial. (Currently the only Industrial User is the Anamosa State Penitentiary) He illustrated the ratio of the ASP usage of the total usage as compared to the ratio of ASP payments to the total payments. Discussion followed on the proposed Industrial base rate and increases and Commercial user base rates and volumetric rates.

Bill Sperfslage, Warden – Anamosa State Penitentiary addressed the Council stating that he feels it about much more than the rates for the ASP, it is about being a part of the community and providing

11/13/18 Regular Council Meeting

jobs. He stated that they are willing to pay for their fair share of the sewer usage. Bill also explained how the proposed wastewater increase would affect the number of personnel they could maintain. He stated that conservation is important to them and he requested time for review and allowing him to provide input on this proposal. Discussion followed. Jacob stated he will re-work the proposed base rates and volumetric rates for commercial users and also meet with Bill Sperflage to review the proposed industrial rates.

**Re-setting the Regular Council Meeting Date on December 24, 2018 Due to the Holiday**

Motion by Shaffer, second by Crump to re-set the regular December 24, 2018 Council meeting to December 17, 2018. Discussion followed. Shaffer with his first motion and Crump withdrew his second. This item will be tabled until the next regular Council meeting.

**PUBLIC SAFETY:**

**Beer and Liquor Licenses:** None

**Request to Hold Annual Parade of Lights November 23<sup>rd</sup> and "Reindeer Run" on November 24<sup>th</sup>**

Motion by Crump, second by Shaffer to approve the street closure request to hold the annual Parade of Lights on Main Street on November 23, 2018 from 5:30 p.m. to 6:30 p.m. and the "Reindeer Run" event to follow on Saturday November 24, 2018. All Ayes. Motion Carried.

**PUBLIC WORKS: NONE**

**FINANCE:**

**Resolution Adjusting and Setting the Salary for the Part Time Building Grounds/Maintenance Employee for Fiscal Year Ending June 30, 2019**

Motion by Shaffer, second by Machart to approve Resolution 2018-43 Adjusting and Setting the Salary for the Part Time Building Grounds/Maintenance Employee for Fiscal Year Ending June 30, 2019. Discussion followed. Roll Vote. All Ayes. Motion Carried.

**CITY ADMINISTRATOR'S REPORT:**

Jacob reported the following:

- Progress continues on the Water Treatment Plant Expansion Project. All six filters are running and now the three original filters will be rehabbed. When this is complete the project should be "substantially" completed. The project will hopefully be complete by year end.
- The Trail Project is going well. The water main abandonment on Shaw Road is complete.
- The engineering phase on the Phosphorus Removal is moving along. Construction will hopefully begin this winter.
- Work with Jones County Economic Development and Hometown Pride is continuing on a CDBG grant application. In conjunction with that they are looking at possible building codes.

Weimer requested LMI information and guidelines from Jacob. Jacob suggested setting up specific requirements for future use of LMI funds. Rod Smith suggested looking at the more than just the downtown area for that.

**MAYOR AND COUNCIL:**

Machart, Jones County Landfill – Reported that the back-up end loader is in need of repair which could cost approximately \$40,000 and they are comparing that to the cost of purchasing a new or used end loader.

11/13/18 Regular Council Meeting

Rod Smith, P & R – Reported that they are sponsoring the Jim McDonough concert which is Saturday December 1<sup>st</sup> and that tickets are still available.

**Public with Business with the Council on Items not on the Agenda**

Mike Dearborn, 405 N. Division Street addressed the Council stating that there should have been a public hearing notice posted for the public regarding proposed water and sewer rate changes. He also stated that he knows that at least two companies had made inquiries to Jacob regarding the availability of LMI funds. He stated that he does not feel that it is right to put limitations on future LMI requests when one was already granted without those set up. He also stated that the setback requirements in the older sections of town need to be adjusted due to the smaller lots. Mike stated meeting those current setbacks make it almost impossible to rebuild on those smaller lots.

**Adjournment**

Motion by Crump, second by Rod Smith to adjourn at 8:22 p.m. All Ayes. Motion Carried.

\_\_\_\_\_  
Dale Barnes, Mayor

ATTEST:

\_\_\_\_\_  
Tammy Coons, City Clerk



# reclamation from the City of ANAMOSA from the Office of the Mayor

## "50<sup>th</sup> Anniversary of Municipal Home Rule"

Whereas, Home Rule is essential to effective and responsive municipal governance in Iowa and provides flexibility to make decisions at the local level, where decisions are made closest to the people they impact and can be tailored to fit local conditions, needs and concerns in order to better serve taxpayers;

Whereas, the City of Anamosa supports Home Rule and the powers it provides to make local decisions that best reflect the residents of our community;

Whereas, the citizens of Iowa approved the adoption of Home Rule in the Constitution of Iowa on November 5, 1968;

Whereas, this is the 50<sup>th</sup> year of municipal Home Rule in Iowa;

Whereas, Home Rule continues to be vital to the health and prosperity of all cities in Iowa;

Now, therefore, I, Dale Barnes, Mayor of Anamosa, IA do hereby recognize the 50<sup>th</sup> Anniversary of Municipal Home Rule in Iowa and proudly support its continued authority.

IN WITNESS WHEREOF, I have hereunto set my hand  
and caused to be affixed the Great Seal of the City of Anamosa in  
the State of Iowa on this 26<sup>th</sup> day of November in the year  
of our Lord two thousand eighteen.

Dale Barnes Mayor of the City of Anamosa

ORDINANCE NO. \_\_\_\_\_

**ORDINANCE AMENDING CHAPTER 74 OF THE CITY CODE (GOLF CARTS AND UTVs) TO PRESCRIBE MINIMUM WEIGHT RATHER THAN MAXIMUM WEIGHT LIMITATION AND TO REQUIRE ANNUAL REGISTRATION**

WHEREAS Chapter 74 of the City Code regulates the operation of golf carts and UTVs within the City limits of the City of Anamosa; and,

WHEREAS Chapter 74 currently prescribes a maximum weight for UTVs that can be operated within the City; and,

WHEREAS this Council believes a minimum weight rather than a maximum weight should be prescribed; and,

WHEREAS this Council believes a minimum weight of 900 pounds should be required for permitted UTVs as defined by Chapter 74 of the City Code; and,

WHEREAS Chapter 74 does not require the registration of golf carts and UTVs operated within the City; and,

WHEREAS this Council believes golf carts and UTVs operating within the City should be annually registered with the City;

**BE IT ORDAINED, THEREFORE**, that Chapter 74 of the City Code be amended as follows:

1. By changing the definition of permitted vehicle in Section 74.01 to read as follows:

74.01 **DEFINITION.** "Permitted vehicle" means a motorized vehicle with not less than four and no more than eight low pressure tires limited in engine displacement to less than 2500 cubic centimeters but having a minimum 200 cubic centimeters and in total dry weight no less than 900 pounds with seats of either a bucket or bench design not intended to be straddled by the operator and a steering wheel for control.

2. By adding to Chapter 74 the following new provision:

74.13 **REGISTRATION REQUIREMENTS.** Golf carts and UTVs permitted to operate upon the streets of this City under the terms of this Chapter must be registered with the City annually and pay an annual registration fee of \$20.00 per machine. The operator of the golf cart or UTV must either have in their possession a receipt issued by City Hall for the required registration fee or display prominently upon the machine, in the top left section of either the tailgate or the



rear surface of the machine, a decal issued by the City evidencing payment of the annual registration fee.

ENACTED THIS \_\_\_\_\_ day of \_\_\_\_\_, 2018.

\_\_\_\_\_  
Dale Barnes, Mayor

ATTEST: \_\_\_\_\_  
Tammy Coons, City Clerk

RESOLUTION NO. 2018-\_\_

**A Resolution to Declare Necessity and Establish an Urban Renewal Area,  
Pursuant to Section 403.4 of the Code of Iowa and Approve Urban Renewal  
Plan and Project for the 2018 Anamosa Housing Urban Renewal Area**

WHEREAS, as a preliminary step to exercising the authority conferred upon Iowa cities by Chapter 403 of the Code of Iowa, the "Urban Renewal Law," a municipality must adopt a resolution finding that one or more slums, blighted or economic development areas exist in the municipality and that the development of such area or areas is necessary in the interest of the public health, safety or welfare of the residents of the municipality; and

WHEREAS, it has been proposed by the City Council of the City of Anamosa, Iowa, (the "City") that the 2018 Anamosa Housing Urban Renewal Area (the "Urban Renewal Area") be established on the property (the "Property") described in Exhibit A to this Resolution; and

WHEREAS, the proposal demonstrates that sufficient need exists to warrant finding the Urban Renewal Area to be an economic development area; and

WHEREAS, a proposed urban renewal plan (the "Plan") has been prepared for the governance of projects and initiatives to be undertaken in the Urban Renewal Area and which authorizes an initial urban renewal project to be undertaken therein consisting of providing tax increment financing support to Eagle View Land Development, Inc. in connection with the construction of public infrastructure necessary for the development of a residential subdivision; and

WHEREAS, notice of a public hearing by the City Council on the question of establishing the Property as an urban renewal area and on the Plan and projects for the Urban Renewal Area was heretofore given in strict compliance with the provisions of Chapter 403 of the Code of Iowa, and the City Council has conducted said hearing on November 26, 2018; and

WHEREAS, the Plan was submitted to and commented on by the Planning and Zoning Commission of the City; and

WHEREAS, copies of the Plan, notice of public hearing and notice of a consultation meeting with respect to the urban renewal plan were mailed to Jones County and the Anamosa Community School District; the consultation meeting was held on the 5<sup>th</sup> day of November, 2018; and responses to any comments or recommendations received following the consultation meeting were made as required by law;

NOW, THEREFORE, It Is Resolved by the City Council of the City of Anamosa, Iowa, as follows:

Section 1. An economic development area as defined in Chapter 403 of the Code of Iowa is found to exist on the Property.

Section 2. The Property is hereby declared to be an urban renewal area, in conformance with the requirements of Chapter 403 of the Code of Iowa, and is hereby designated the 2018 Anamosa Housing Urban Renewal Area.

Section 3. The development of the Property is necessary in the interest of the public health, safety or welfare of the residents of the City.

Section 4. It is hereby determined by this City Council as follows:

- A. The Plan conforms to the general plan of the municipality as a whole;
- B. Proposed development in the Urban Renewal Area is necessary and appropriate to facilitate the proper growth and development of the City in accordance with sound planning standards and local community objectives;
- C. It is not anticipated that families will be displaced as a result of the City's undertakings under the Plan. Should such issues arise with future projects, then the City will ensure that a feasible method exists to carry out any relocations without undue hardship to the displaced and into safe, decent, affordable and sanitary housing.

Section 5. The Plan for the Urban Renewal Area is made a part hereof and is hereby in all respects approved in the form presented to this City Council, and the proposed projects described in the Plan are hereby in all respects approved.

Section 6. All resolutions or parts thereof in conflict herewith are hereby repealed, to the extent of such conflict.

Passed and approved November 26, 2018.

---

Dale Barnes, Mayor

Attest:

---

Tammy Coons, City Clerk

EXHIBIT A  
LEGAL DESCRIPTION  
2018 ANAMOSA HOUSING URBAN RENEWAL AREA

Certain real property situated in the City of Anamosa, Jones County, State of Iowa, more particularly described as follows:

Outlot "B" of Meadow Ridge Eighth Addition to Anamosa, Iowa, in accordance with the Plat thereof Recorded in Plat Book R at Page 13 of the Records of the Jones County Recorder's Office. Said tract contains 10.58 Acres, and is subject to easements and restrictions of record; and

Parcel 98 -94 in Anamosa, Iowa, in accordance with the Plat thereof Recorded in Plat Book N at Page 17 of the Records of the Jones County Recorder's Office. Excepting therefrom:

County Club Estates Addition to Anamosa, Iowa, in accordance with the Plat thereof Recorded in Plat Book Q at Page 69 of the Records of the Jones County Recorder's Office.

Said resultant tract contains 4.18 Acres more or less, and is subject to easements and restrictions of record.

**RESOLUTION NO. 2018-\_\_**

**Resolution Setting a Date of Meeting at Which it is Proposed to Approve a Development Agreement with Eagle View Land Development, Inc., Including Annual Appropriation Tax Increment Payments**

WHEREAS, the City of Anamosa, Iowa (the "City"), pursuant to and in strict compliance with all laws applicable to the City, and in particular the provisions of Chapter 403 of the Code of Iowa, has adopted an Urban Renewal Plan for the 2018 Anamosa Housing Urban Renewal Area (the "Urban Renewal Area"); and

WHEREAS, this City Council has adopted an ordinance providing for the division of taxes levied on taxable property in the Urban Renewal Area pursuant to Section 403.19 of the Code of Iowa and establishing the fund referred to in Subsection 2 of Section 403.19 of the Code of Iowa, which fund and the portion of taxes referred to in that subsection may be irrevocably pledged by the City for the payment of the principal and interest on indebtedness incurred under the authority of Section 403.9 of the Code of Iowa to finance or refinance in whole or in part projects in the Urban Renewal Area; and

WHEREAS, the City proposes to enter into an agreement (the "Development Agreement") with Eagle View Land Development, Inc. (the "Developer") in connection with the construction of public infrastructure necessary for the development of a residential subdivision; and

WHEREAS, the Development Agreement would provide financial incentives to the Developer in the form of annual appropriation incremental property tax payments in an amount not to exceed \$1,200,000 under the authority of Section 403.9(1) of the Code of Iowa; and

WHEREAS, it is necessary to set a date for a public hearing on the Development Agreement, pursuant to Section 403.9 of the Code of Iowa;

NOW THEREFORE, IT IS RESOLVED by the City Council of the City of Anamosa, Iowa, as follows:

Section 1. This Council shall meet on the December 17, 2018, at 6 o'clock p.m., at the Anamosa City Hall Council Chambers, in the City, at which time and place proceedings will be instituted and action taken to approve the Development Agreement and to authorize the annual appropriation incremental property tax payments.

Section 2. The City Clerk is hereby directed to give notice of the proposed action, the time when and place where said meeting will be held, by publication at least once not less than four (4) days and not more than twenty (20) days before the date of said meeting in a legal newspaper of general circulation in the City. Said notice shall be in substantially the following form:

**NOTICE OF MEETING FOR APPROVAL OF DEVELOPMENT  
AGREEMENT WITH EAGLE VIEW LAND DEVELOPMENT, INC. AND  
AUTHORIZATION OF ANNUAL APPROPRIATION TAX INCREMENT  
PAYMENTS**

The City Council of the City of Anamosa, Iowa, will meet at the Anamosa City Hall Council Chambers, on December 17, 2018, at 6 o'clock p.m., at which time and place proceedings will be instituted and action taken to approve a Development Agreement between the City and Eagle View Land Development, Inc. (the "Developer") in connection with the construction of public Housing infrastructure necessary for the development of a residential subdivision in the 2018 Anamosa Urban Renewal Area, which Agreement provides for certain financial incentives in the form of annual appropriation incremental property tax payments to the Developer in a total amount not exceeding \$1,200,000, as authorized by Section 403.9 of the Code of Iowa.

The Agreement to make annual appropriation incremental property tax payments to the Developer will not be a general obligation of the City, but will be payable solely and only from incremental property tax revenues generated within the 2018 Anamosa Housing Urban Renewal Area. Some or all of the payments under the Development Agreement may be subject to annual appropriation by the City Council.

At the meeting, the City Council will receive oral or written objections from any resident or property owner of the City. Thereafter, the City Council may, at the meeting or at an adjournment thereof, take additional action to approve the Development Agreement or may abandon the proposal.

This notice is given by order of the City Council of Anamosa, Iowa, in accordance with Section 403.9 of the Code of Iowa.

Tammy Coons  
City Clerk

Section 3. All resolutions or parts of resolutions in conflict herewith are hereby repealed.

Passed and approved November 26, 2018.

\_\_\_\_\_  
Dale Barnes, Mayor

Attest:

\_\_\_\_\_  
Tammy Coons, City Clerk

**MEETING MINUTES**  
**PLANNING & ZONING COMMISSION**

Wednesday, November 14, 2018 – 6:00 p.m. – City Hall Council Chambers

PRESENT MEMBERS: Kari Dearborn, Joyce Duncan, Tim Hollett,  
Dave Phelps, Mike Shaffer, Jeff Stout

ABSENT MEMBERS: Doug Edel

STAFF: Jacob Sheridan, City Administrator  
Penny K. Lode, Deputy City Clerk

GUESTS PRESENT: Dick Dearborn, Bryce Ricklefs, Randy Williams –  
MMS, Mike Dearborn, Doug Ricklefs

The meeting was called to order by Vice-Chairperson Hollett in the Council Chambers at the Anamosa City hall at 6:00.m. Roll Call was taken with a quorum present.

Motion by Phelps to approve the minutes of 06/06/18, second by Stout. All ayes. Motion carried.

**Annual Election of Officers**

Motion by Phelps to elect Edel as Chairperson, second by Duncan. All ayes. Motion carried.

Motion by Duncan to elect Hollett as Vice-Chairperson, second by Phelps. All ayes. Motion carried.

**2018 Anamosa Housing Urban Renewal Area**

Sheridan addressed the Commission stating he found no inconsistency with the Comprehensive Plan. The Commission discussed the purpose of the plan and the LMI process.

Motion by Stout to recommend the City Council approve the 2018 Anamosa Housing Urban Renewal Area Plan, second by Shaffer. All ayes. Motion carried.

**Meadow Ridge Ninth & Tenth Additions**

Sheridan addressed the Commission stating all platting requirements have been met. He referred the Commission to the comments from Lindsay Beaman, Snyder & Associates, to request from the developer an updated drainage study that conforms to SUDAS. Bryce Ricklefs and Randy Williams addressed the Commission stating they will submit an updated study. Kari Dearborn asked if this development will cause any more issues with the property owners on Chamber Drive. Bryce Ricklefs explained that everything will drain into the detention basin. He went on to explain that they put in a storm sewer easement along the back of the properties on Kaitlynn to put intakes in to catch the water. Sheridan asked if the water main on the south of the development on Council Street and Breca Ridge will be connected and tied into this development. Bryce Ricklefs stated it will be tied in and loop around.

Motion by Dearborn to recommend the City Council approve the Preliminary Plat of Meadow Ridge Ninth and Tenth Additions, second by Stout. All ayes. Motion carried.

**Country Club Estates Second Addition**

Randy Williams took questions from the Commission. Williams stated this development will also drain into the same detention basin.

Motion by Shaffer to recommend the City Council approve the Preliminary Plat of Country Club Estates Second Addition, second by Dearborn. All ayes. Motion carried.



**Driveways & Off-Street Parking Areas**

Sheridan addressed the Commission stating the issue of gravel driveways was brought up at a Council meeting and the Council has asked the Commission to review the current ordinance and make a recommendation to Council. Discussion followed.

Motion by Dearborn to amend the ordinance as follows: existing gravel driveways to be grandfathered in and allowed to be maintained but not expanded; all gravel driveways must install a hard surface approach up to the property line; remove the wording "and shall be so graded and drained to dispose of all surface water accumulation within the area"; all new driveways must be hard surface, second by Shaffer. All ayes. Motion carried.

The Commission discussed gravel off-street parking areas. Motion by Dearborn to impose same regulations as driveways mentioned above, second by Phelps. All ayes. Motion carried.

**Fence Requirements Commercial Districts**

Lode addressed the Commission stating the issue of fence requirements in the Commercial Districts was raised by the Zoning Board of Adjustment and they referred the matter to the Commission to discuss amending the current regulations. Discussion followed. The Commission directed Sheridan to draft an amended ordinance for further review.

**International Building Codes**

Sheridan addressed the Commission with information from ECICOG who will perform inspections should the City choose to adopt building codes. Discussion followed. The Commission directed Sheridan to obtain more specific information from ECICOG regarding their service and the inspection process.

**Other Items of Discussion**

The Commission discussed ground mount solar panels and did not feel a need at this time to write a specific ordinance, rather consider them an accessory structure and not allow in front yards.

The Commission discussed metal stand alone carports. The Commission did not feel they should be prohibited.

The Commission discussed accessory buildings and maximum square footage of and quantity allowed in a rear yard. The Commission did not feel any additional regulation was needed.

The Commission discussed the permitted use of storage yards in the C-2 Zoning District. They tabled this item for further discussion.

Motion by Duncan to adjourn, second by Shaffer. All ayes. Motion carried. Meeting adjourned at 8:20 p.m.

\_\_\_\_\_  
Tim Hollett, Vice-Chairperson

\_\_\_\_\_  
Penny K. Lode, Zoning Secretary

RESOLUTION NO. 2018-\_\_

RESOLUTION APPROVING THE PRELIMINARY PLAT OF MEADOW RIDGE  
NINTH & TENTH ADDITIONS TO ANAMOSA, IOWA

*WHEREAS*, Eagleview Land Development, Inc. has submitted a preliminary plat for land they own in Anamosa, Iowa, which is entitled Meadow Ridge Ninth and Tenth Additions to Anamosa, Iowa; and,

*WHEREAS*, this preliminary plat has been considered by the Anamosa Planning and Zoning Commission at their November 14, 2018 meeting and they have forwarded a favorable review.

*BE IT RESOLVED, THEREFORE*, that the preliminary plat for Meadow Ridge Ninth and Tenth Additions to Anamosa, Iowa is hereby approved.

PASSED, ADOPTED AND APPROVED THIS 26<sup>th</sup> day of November 2018

*APPROVAL BY MAYOR*

I hereby approve the foregoing Resolution No. 2018-\_\_ by affixing below my official signature as Mayor of the City of Anamosa, Iowa, on this 26<sup>th</sup> day of November, 2018.

\_\_\_\_\_  
Dale Barnes, Mayor

ATTEST:

\_\_\_\_\_  
Tammy Coons, City Clerk



RESOLUTION NO. 2018-\_\_

RESOLUTION APPROVING THE PRELIMINARY PLAT OF COUNTRY CLUB  
ESTATES SECOND ADDITION TO ANAMOSA, IOWA

**WHEREAS**, Stone City Estates, LTD. has submitted a preliminary plat for land they own in Anamosa, Iowa, which is entitled Country Club Estates Second Addition to Anamosa, Iowa; and,

**WHEREAS**, this preliminary plat has been considered by the Anamosa Planning and Zoning Commission at their November 14, 2018 meeting and they have forwarded a favorable review.

**BE IT RESOLVED, THEREFORE**, that the preliminary plat for Country Club Estates Second Addition to Anamosa, Iowa is hereby approved.

PASSED, ADOPTED AND APPROVED THIS 26<sup>th</sup> day of November 2018

**APPROVAL BY MAYOR**

I hereby approve the foregoing Resolution No. 2018-\_\_ by affixing below my official signature as Mayor of the City of Anamosa, Iowa, on this 26<sup>th</sup> day of November, 2018.

\_\_\_\_\_  
Dale Barnes, Mayor

ATTEST:

\_\_\_\_\_  
Tammy Coons, City Clerk

<u>PLAT PREPARED BY:</u>	<u>OWNER/APPLICANT:</u>
MMS CONSULTANTS INC.	STONE CITY ESTATES, LTD
1917 S. GILBERT STREET	P.O. BOX 56
IOWA CITY, IA 52240	ANAMOSA, IA 52205

<u>PLAT PREPARED BY:</u>	<u>OWNER/APPLICANT:</u>
MMS CONSULTANTS INC.	STONE CITY ESTATES, LTD
1917 S. GILBERT STREET	P.O. BOX 56
IOWA CITY, IA 52240	ANAMOSA, IA 52205

OWNER/APPLICANT:  
STONE CITY ESTATES, LTD  
P.O. BOX 56  
ANAMOSA, IA 52205



1.00 AC



CIVIL ENGINEERS  
LAND PLANNERS  
LAND SURVEYORS  
LANDSCAPE ARCHITECTS  
ENVIRONMENTAL SPECIALISTS

1817 S. GILBERT ST.  
IDAHO CITY, IDAHO 83403  
(208) 353-4382  
[www.mirreco.com/ida.html](http://www.mirreco.com/ida.html)

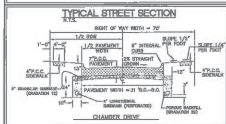
PRELIMINARY PLAT

COUNTRY CLUB  
ESTATES SECOND  
ADDITION  
ANAMOSA  
JONES COUNTY  
IOWA

MMS CONSULTANTS, INC.	
USA	
10-29-18	
Designed by	Field Book No.
Drawn by	Scale
Checked by	Sheet No.
Project No.	1
IOWA CITY	
7171-034	



**LOCATION MAP**  
NOT TO SCALE



### TYPICAL STREET SECTION

[illegible]

1. EXISTING ZONING IS R-R-2

2. SETBACKS ARE AS FOLLOWS:

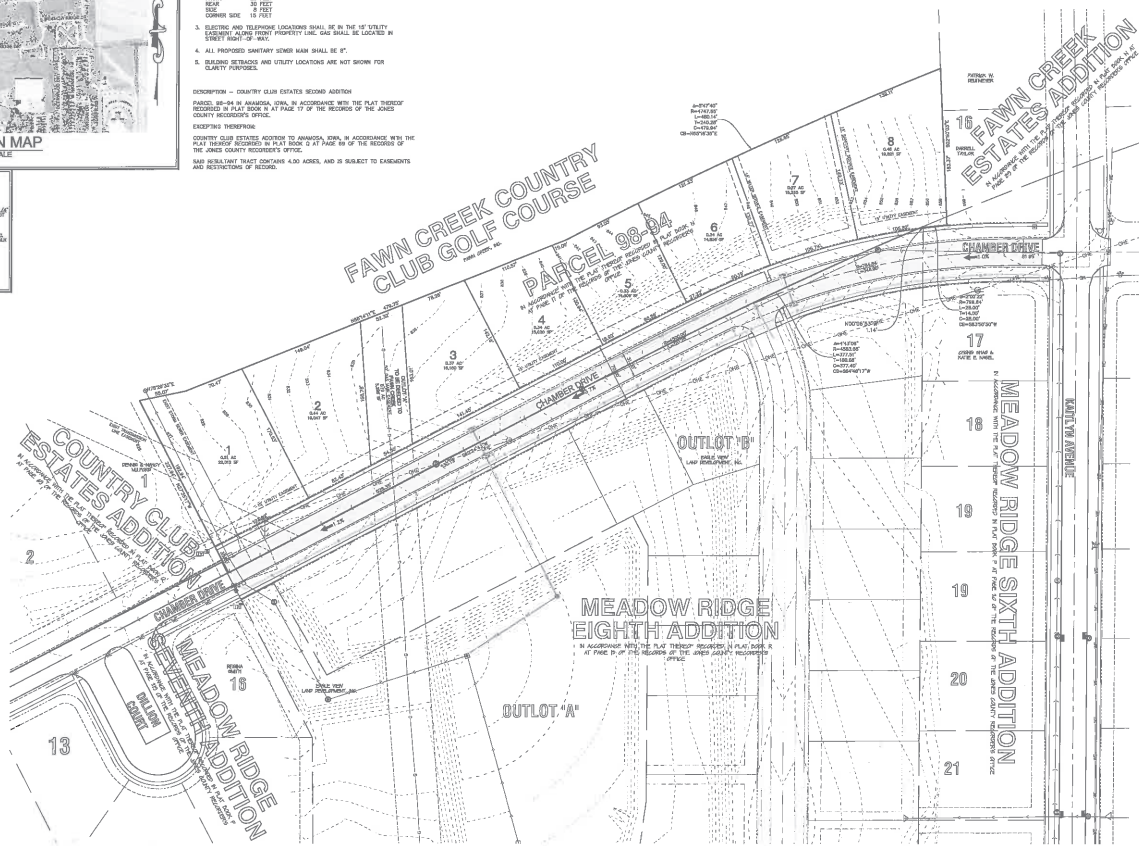
FRONT	25 FEET
REAR	30 FEET
SIDE	8 FEET
CORNER SIDE	10 FEET

3. ELECTRIC AND TELEPHONE LOCATIONS SHALL BE IN THE 15' UTILITY EASEMENT ALONG FRONT PROPERTY LINE. GAS SHALL BE LOCATED STREET RIGHT-OF-WAY.

4. ALL PROPOSED SANITARY SEWER MAIN SHALL BE 8".

5. BUILDING SETBACKS AND UTILITY LOCATIONS ARE NOT SHOWN FOR CLARITY PURPOSES.

DESCRIPTION -- COUNTRY CLUB ESTATES SECOND ADDITION  
 PARCELS 88-94 IN ANAMOSA, IOWA, IN ACCORDANCE WITH THE PLAT THEREOF  
 RECORDED IN PLAT BOOK R AT PAGE 17 OF THE RECORDS OF THE JONES  
 COUNTY RECORDER'S OFFICE.  
 EXCEPTING THEREFROM:  
 COUNTRY CLUB ESTATES ADDITION TO ANAMOSA, IOWA, IN ACCORDANCE WITH THE  
 PLAT THEREOF RECORDED IN PLAT BOOK Q AT PAGE 89 OF THE RECORDS OF  
 THE JONES COUNTY RECORDER'S OFFICE.  
 SAID INSTANT TRACT CONTAINS 4.00 ACRES, AND IS SUBJECT TO EASEMENTS  
 AND RESTRICTIONS OF RECORD.



IS SUBJECT TO ENDSMENTS

**FAWN CREEK COUNTRY CLUB GOLF COURSE**

FAWN CREEK, MD.

PARCE

# MEADOW RIDGE EIGHTH ADDITION

[illegible]

# MEADOW RIDGE SIXTH ADDITION

OUTLOT, 41A

02/11/2017-08:17:37-08:17:37, 10/02/2017 10:42:55 AM

RESOLUTION NO. 2018-\_\_

**RESOLUTION SETTING DATE FOR PUBLIC HEARING AMENDING CHAPTER  
165.23 OF THE CITY CODE TO AMEND THE REGULATIONS REGARDING  
DRIVEWAYS AND OFF STREET PARKING**

**WHEREAS**, there has been discussion on the current regulations of driveways and off-street parking in the City of Anamosa; and,

**WHEREAS**, the Planning and Zoning Commission met on November 14, 2018 to review and discuss these regulations; and

**WHEREAS**, after their review, the Planning and Zoning Commission has made a recommendation that the regulations regarding driveways and off-street parking be amended.

**NOW, THEREFORE, BE IT RESOLVED**, that the City Council of Anamosa, Iowa does hereby set January 14, 2019 at 6:00 p.m. as the date and time for the public hearing to be held in the City Council Chambers at the Anamosa City Hall, 107 S. Ford Street, Anamosa, Iowa.

**PASSED AND APPROVED** this 26<sup>th</sup> day of November, 2018.

**APPROVAL BY MAYOR**

I hereby approve the foregoing **Resolution No. 2018-\_\_** by affixing below my official signature as Mayor of the City of Anamosa, Iowa, this 26<sup>th</sup> day of November, 2018.

\_\_\_\_\_  
Dale Barnes, Mayor

ATTEST:

\_\_\_\_\_  
Tammy Coons, City Clerk

Applicant License Application ( LC0033554 )

Name of Applicant: Tyler & Downing, Inc.		
Name of Business (DBA): Tyler & Downing's Eatery		
Address of Premises: 122 E. Main		
City Anamosa	County: Jones	Zip: 52205
Business (319) 462-5533		
Mailing 122 E. Main		
City Anamosa	State IA	Zip: 52205

Contact Person

Name Dirk Downing		
Phone: (319) 462-5533	Email	tylerdowning@tyleranddowningseatery.com

Classification Class C Liquor License (LC) (Commercial)

Term: 12 months

Effective Date: 12/11/2018

Expiration Date: 12/10/2019

Privileges:

Class C Liquor License (LC) (Commercial)

Outdoor Service

Sunday Sales

Status of Business

BusinessType:	Privately Held Corporation
Corporate ID Number:	XXXXXXXXXX
Federal Employer ID	XXXXXXXXXX

Ownership

Dirk Downing

First Name:	Dirk	Last Name:	Downing
City:	Anamosa	State:	Iowa
		Zip:	52205
Position:	Owner		
% of Ownership:	50.00%	U.S. Citizen:	Yes

Brenda Downing

First Name:	Brenda	Last Name:	Downing
City:	Anamosa	State:	Iowa
		Zip:	52205
Position:	Owner		
% of Ownership:	50.00%	U.S. Citizen:	Yes

Insurance Company Information

Insurance Company: MetLife Mutual Insurance Co.
---

insurance company: <u>PERUOTWASH MUTUAL INSURANCE CO.</u>	
Policy Effective Date: <u>12/11/2018</u>	Policy Expiration <u>12/11/2019</u>
Bond Effective	Dram Cancel Date:
Outdoor Service Effective	Outdoor Service Expiration
Temp Transfer Effective	Temp Transfer Expiration Date:



Form F-48 (6-2) (7-16-04)		STATE OF IOWA  2018 FINANCIAL REPORT FISCAL YEAR ENDED JUNE 30, 2018 ANAMOSA CITY OF ANAMOSA, IOWA DUE: December 1, 2018		16205300100000 City of Anamosa 107 S. Ford Street Anamosa, Iowa 52205  (Please correct any error in name, address, and ZIP Code)	
WHEN COMPLETED, PLEASE RETURN TO Mary Mosliman, CPA Office of Auditor of State Lucas State Office Building 321 E. 12th Street, 2nd Floor Des Moines, IA 50319		NOTE: The information supplied in this report will be shared by the Iowa State Auditor's Office, the U.S. Census Bureau, various public interest groups, and State and federal agencies.			
ALL FUNDS					
Item description	Governmental (a)	Proprietary (b)	Total actual (c)	Budget (d)	
Revenues and Other Financing Sources					
Taxes levied on property	1,664,635		1,664,635	1,927,421	
Less: Uncollected property taxes-levy year	0		0	0	
Net current property taxes	1,664,635		1,664,635	1,927,421	
Delinquent property taxes	0		0	0	
TIF revenues	189,723		189,723	189,902	
Other city taxes	908,878	0	908,878	596,647	
Licenses and permits	44,733	0	44,733	8,350	
Use of money and property	43,621	25,921	69,542	87,050	
Intergovernmental	1,599,767	0	1,599,767	2,312,899	
Charges for fees and service	238,674	2,482,716	2,721,390	2,763,550	
Special assessments	0	0	0	0	
Miscellaneous	109,141	105,850	214,991	291,596	
Other financing sources, including transfers in	2,140,809	0	2,140,809	6,465,296	
Total revenues and other sources	6,939,681	2,614,486	9,554,167	14,642,681	
Expenditures and Other Financing Uses					
Public safety	1,278,647	0	1,278,647	1,323,786	
Public works	985,929	0	985,929	1,041,957	
Health and social services	0	0	0	0	
Culture and recreation	761,352	0	761,352	841,119	
Community and economic development	73,864	0	73,864	73,865	
General government	377,105	0	377,105	628,190	
Debt service	288,427	0	288,427	288,427	
Capital projects	4,164,953	0	4,164,953	6,412,965	
Total governmental activities expenditures	7,929,697	0	7,929,697	10,610,109	
Business-type activities	0	2,188,914	2,188,914	2,271,515	
Total ALL expenditures	7,929,697	2,188,914	10,118,611	12,881,624	
Other financing uses, including transfers out	1,010,821	0	1,010,821	4,163,898	
Total ALL expenditures/And other financing uses	8,940,518	2,188,914	11,129,432	17,035,520	
Excess revenues and other sources over (Under) Expenditures/And other financing uses	-2,000,737	425,572	-1,575,165	-2,392,629	
Beginning fund balance July 1, 2017	8,037,522	3,913,195	11,950,687	8,749,192	
Ending fund balance June 30, 2018	6,036,785	4,338,737	10,375,522	6,356,363	
Note - These balances do not include \$ 0 held in non-budgeted internal service funds; \$ 0 held in Pension Trust Funds; \$ 0 held in Private Purpose Trust funds and \$ 0 held in agency funds which were not budgeted and are not available for city operations.					
Indebtedness at June 30, 2018					
General obligation debt	\$ 1,417,800	Other long-term debt	\$ 0		
Revenue debt	\$ 3,592,579	Short-term debt	\$ 0		
TIF Revenue debt	\$ 0				
		General obligation debt limit	\$ 11,166,146		
CERTIFICATION THE FOREGOING REPORT IS CORRECT TO THE BEST OF MY KNOWLEDGE AND BELIEF					
Signature of city clerk		Date Published/Posted		Mark (s) one <input type="checkbox"/> Date Published <input type="checkbox"/> Date Posted	
Printed name of city clerk		Area Code		Number	
Telephone		Extension		Date signed	
Signature of Mayor or other City official (Name and Title)					
PLEASE PUBLISH THIS PAGE ONLY					



STATE OF IOWA 2018 FINANCIAL REPORT FISCAL YEAR ENDED JUNE 30, 2018 CITY OF _____, IOWA		16295300100000 City of Anamosa 167 S. Ford Street Anamosa, Iowa 52205		
ALL FUNDS				
Item description	Governmental (a)	Proprietary (b)	Total actual (c)	Budget (d)
Revenues and Other Financing Sources				
Taxes levied on property	1,664,535		1,664,535	1,927,421
Less: Uncollected property taxes-levy year	0		0	0
Net current property taxes	1,664,535		1,664,535	1,927,421
Delinquent property taxes			0	0
TIF revenues	189,723		189,723	189,500
Other city taxes	908,878	0	908,878	996,647
Licenses and permits	44,733	0	44,733	8,325
Use of money and property	43,921	25,921	69,842	47,000
Intragovernmental	1,599,787	0	1,599,787	2,312,899
Charges for fees and service	238,574	2,482,715	2,721,289	2,763,655
Special assessments			0	0
Miscellaneous	109,141	105,850	214,991	291,596
Other financing sources, including transfers in	2,140,909	0	2,140,909	6,485,296
Total revenues and other financing sources	6,939,881	2,614,486	9,554,367	14,642,691
Expenditures and Other Financing Uses				
Public safety	1,278,647	0	1,278,647	1,323,769
Public works	985,529	0	985,529	1,041,857
Health and social services	0	0	0	0
Culture and recreation	761,352	0	761,352	841,116
Community and economic development	73,684	0	73,684	73,685
General government	377,105	0	377,105	638,120
Debt service	288,427	0	288,427	288,427
Capital projects	4,164,953	0	4,164,953	6,412,955
Total governmental activities expenditures	7,929,697	0	7,929,697	10,610,109
Business type activities	0	2,188,914	2,188,914	2,271,515
Total ALL expenditures	7,929,697	2,188,914	10,118,611	12,881,624
Other financing uses, including transfers out	1,010,921	0	1,010,921	4,153,898
Total ALL expenditures/and other financing uses	8,940,618	2,188,914	11,129,532	17,035,522
Excess revenues and other resources over (under)				
Expenditures/and other financing uses	-2,000,737	425,572	-1,575,165	-2,362,829
Beginning fund balance July 1, 2017	8,037,522	3,913,165	11,950,687	8,749,192
Ending fund balance June 30, 2018	6,036,785	4,338,737	10,375,522	6,386,363
Note - These balances do not include:				
held in Pension Trust Funds;		held in non-budgeted internal service funds;		\$0
held in agency funds which were not budgeted and are not available for city operations.				\$0
Indebtedness at June 30, 2018				
General obligation debt	\$1,417,600	Other long-term debt		\$0
Revenue debt	\$3,582,679	Short-term debt		\$0
TIF Revenue debt	\$0			
General Obligation Debt Limit				\$11,186,148

REVENUE AND OTHER FINANCING SOURCES FOR YEAR ENDING JUNE 30, 2015													CITY OF ANAMOSA		SELECT ONLY ONE		GAAP		Indicate by entering an X in the appropriate box on this sheet ONLY		NON-GAAP = CASH BASIS	
Part I	Line No.	Item description	General (a)	Special revenue (b)	TIF special revenue (c)	Debt service (d)	Capital projects (e)	Permanent (f)	Governmental (Sum of g, h, i, j, k, l, m, n, o, p, q, r, s, t, u, v, w, x, y, z, aa, ab, ac, ad, ae, af, ag, ah, ai, aj, ak, al, am, an, ao, ap, aq, ar, as, at, au, av, aw, ax, ay, az, ba, bb, bc, bd, be, bf, bg, bh, bi, bj, bk, bl, bm, bn, bo, bp, bq, br, bs, bt, bu, bv, bw, bx, by, bz, ca, cb, cc, cd, ce, cf, cg, ch, ci, cj, ck, cl, cm, cn, co, cp, cq, cr, cs, ct, cu, cv, cw, cx, cy, cz, da, db, dc, dd, de, df, dg, dh, di, dj, dk, dl, dm, dn, do, dp, dq, dr, ds, dt, du, dv, dw, dx, dy, dz, ea, eb, ec, ed, ee, ef, eg, eh, ei, ej, ek, el, em, en, eo, ep, eq, er, es, et, eu, ev, ew, ex, ey, ez, fa, fb, fc, fd, fe, ff, fg, fh, fi, fj, fk, fl, fm, fn, fo, fp, fq, fr, fs, ft, fu, fv, fw, fx, fy, fz, ga, gb, gc, gd, ge, gf, gg, gh, gi, gj, gk, gl, gm, gn, go, gp, gq, gr, gs, gt, gu, gv, gw, gx, gy, gz, ha, hb, hc, hd, he, hf, hg, hh, hi, hj, hk, hl, hm, hn, ho, hp, hq, hr, hs, ht, hu, hv, hw, hx, hy, hz, ia, ib, ic, id, ie, if, ig, ih, ii, ij, ik, il, im, in, io, ip, iq, ir, is, it, iu, iv, iw, ix, iy, iz, ja, jb, jc, jd, je, jf, jg, jh, ji, jj, jk, jl, jm, jn, jo, jp, jq, jr, js, jt, ju, jv, jw, jx, jy, jz, ka, kb, kc, kd, ke, kf, kg, kh, ki, kj, kk, kl, km, kn, ko, kp, kq, kr, ks, kt, ku, kv, kw, kx, ky, kz, la, lb, lc, ld, le, lf, lg, lh, li, lj, lk, ll, lm, ln, lo, lp, lq, lr, ls, lt, lu, lv, lw, lx, ly, lz, ma, mb, mc, md, me, mf, mg, mh, mi, mj, mk, ml, mm, mn, mo, mp, mq, mr, ms, mt, mu, mv, mw, mx, my, mz, na, nb, nc, nd, ne, nf, ng, nh, ni, nj, nk, nl, nm, no, np, nq, nr, ns, nt, nu, nv, nw, nx, ny, nz, oa, ob, oc, od, oe, of, og, oh, oi, oj, ok, ol, om, on, oo, op, oq, or, os, ot, ou, ov, ow, ox, oy, oz, pa, pb, pc, pd, pe, pf, pg, ph, pi, pj, pk, pl, pm, pn, po, pp, pq, pr, ps, pt, pu, pv, pw, px, py, pz, qa, qb, qc, qd, qe, qf, qg, qh, qi, qj, qk, ql, qm, qn, qo, qp, qq, qr, qs, qt, qu, qv, qw, qx, qy, qz, ra, rb, rc, rd, re, rf, rg, rh, ri, rj, rk, rl, rm, rn, ro, rp, rq, rr, rs, rt, ru, rv, rw, rx, ry, rz, sa, sb, sc, sd, se, sf, sg, sh, si, sj, sk, sl, sm, sn, so, sp, sq, sr, ss, st, su, sv, sw, sx, sy, sz, ta, tb, tc, td, te, tf, tg, th, ti, tj, tk, tl, tm, tn, to, tp, tq, tr, ts, tt, tu, tv, tw, tx, ty, tz, ua, ub, uc, ud, ue, uf, ug, uh, ui, uj, uk, ul, um, un, uo, up, uq, ur, us, ut, uu, uv, uw, ux, uy, uz, va, vb, vc, vd, ve, vf, vg, vh, vi, vj, vk, vl, vm, vn, vo, vp, vq, vr, vs, vt, vu, vv, vw, vx, vy, vz, wa, wb, wc, wd, we, wf, wg, wh, wi, wj, wk, wl, wm, wn, wo, wp, wq, wr, ws, wt, wu, wv, ww, wx, wy, wz, xa, xb, xc, xd, xe, xf, xg, xh, xi, xj, xk, xl, xm, xn, xo, xp, xq, xr, xs, xt, xu, xv, xw, xx, xy, xz, ya, yb, yc, yd, ye, yf, yg, yh, yi, yj, yk, yl, ym, yn, yo, yp, yq, yr, ys, yt, yu, yv, yw, yx, yy, yz, za, zb, zc, zd, ze, zf, zg, zh, zi, zj, zk, zl, zm, zn, zo, zp, zq, zr, zs, zt, zu, zv, zw, zx, zy, zz	Line No.												
	1	Section A - TAXES																				
	2	Taxes levied on property	1,045,647	538,112		79,876	0	0	1,664,535					1,664,535	2							
	3	Ad valorem taxes	0	0		0	0	0	0					0	3							
	4	Net current property taxes - Levy year	1,045,647	538,112		79,876	0	0	1,664,535					1,664,535	4							
	5	Delinquent property taxes	0	0		0	0	0	0					0	5							
	6	Other property taxes	0	0		0	0	0	0					0	6							
	7	Total property taxes	1,045,647	538,112		79,876	0	0	1,664,535					1,664,535	7							
	8	Other city taxes													8							
	9	Utility tax, telephone and mailboxes	24,535	12,744		1,617	0	0	39,554					39,554	9							
	10	Utility tax, telephone and mailboxes (City of Iowa)	125,442	0		0	0	0	125,442					125,442	10							
	11	Permitted wage tax	0	0		0	0	0	0					0	11							
	12	General wage tax	0	0		0	0	0	0					0	12							
	13	Hotel/motel tax	75,160	0		0	0	0	75,160					75,160	13							
	14	Other local option taxes	270,447	390,364		0	0	0	660,811					660,811	14							
	15	Other local option taxes (City of Iowa)	64,753	453,026		0	0	0	517,779					517,779	15							
	16	Section B - LICENSES AND PERMITS	447,253	0		2,465	0	0	868,878					868,878	16							
	17	Section C - USE OF MONEY AND PROPERTY													17							
	18	Interest and royalties	22,931	5,829		420	0	0	28,542					28,542	18							
	19	Interest and royalties (City of Iowa)	15,079	0		0	0	0	15,079					15,079	19							
	20	Other miscellaneous use of money and property	0	0		0	0	0	0					0	20							
	21	Total use of money and property	37,972	5,829		420	0	0	43,621					43,621	21							
	22	Section D - INTERGOVERNMENTAL													22							
	23	Federal grants and reimbursements													23							
	24	Federal grants	0	0		0	447,437	0	447,437					447,437	24							
	25	Federal grants (City of Iowa)	0	0		0	269,388	0	269,388					269,388	25							
	26	State grants and reimbursements	0	0		0	0	0	0					0	26							
	27	State grants	0	0		0	0	0	0					0	27							
	28	Community development block grants	0	0		0	0	0	0					0	28							
	29	Grants for housing and urban development	0	0		0	0	0	0					0	29							
	30	Public assistance grants	0	0		0	0	0	0					0	30							
	31	Payment in lieu of taxes	0	0		0	0	0	0					0	31							
	32	Total federal grants and reimbursements	0	0		0	726,795	0	726,795					726,795	32							
	33	Total federal grants and reimbursements	0	0		0	726,795	0	726,795					726,795	33							
	34	Total federal grants and reimbursements	0	0		0	726,795	0	726,795					726,795	34							
	35	Total federal grants and reimbursements	0	0		0	726,795	0	726,795					726,795	35							
	36	Total federal grants and reimbursements	0	0		0	726,795	0	726,795					726,795	36							
	37	Total federal grants and reimbursements	0	0		0	726,795	0	726,795					726,795	37							
	38	Total federal grants and reimbursements	0	0		0	726,795	0	726,795					726,795	38							
	39	Total federal grants and reimbursements	0	0		0	726,795	0	726,795					726,795	39							
	40	Total federal grants and reimbursements	0	0		0	726,795	0	726,795					726,795	40							

Continued on next page

CITY OF ANAMOSA												
REVENUE AND OTHER FINANCING SOURCES FOR YEAR ENDED JUNE 30, 2019 - Continued												
<div><input type="checkbox"/> GAAP<div><input checked="" type="checkbox"/> NON-GAAP = CASH BASIS</div></div>												
Line No.	Item description	General (a)	Special revenue (b)	TIF special revenue (c)	Debt service (d)	Capital projects (e)	Permanent (f)	Total governmental (g) (Sum of (a) through (f))	Proprietary (h)	Code (i)	GRAND TOTAL (Sum of (g) and (h))	Line No.
41	Section D - INTERGOVERNMENTAL - Continued											41
42	State grants											42
43	State shared revenues											43
44	State aid taxes											44
45												45
46												46
47												47
48	Other state grants and reimbursements	\$1,055						\$1,055	0	058	\$1,055	48
49	State Department of Transportation	0	0	0	0	0	0	0	0	058	0	49
50	Iowa Department of Transportation	0	0	0	0	0	0	0	0	058	0	50
51	State Department of Health	0	0	0	0	0	0	0	0	058	0	51
52	Iowa Economic Development Authority	0	0	0	0	0	0	0	0	058	0	52
53	CSFEA grants	28,711	14,870	0	2,291	0	0	45,872	0	058	45,872	53
54	Commercial & Industrial Replacement Claim											54
55												55
56												56
57												57
58												58
59												59
60	Total state	11,765	720,676	0	2,291	0	0	842,833	0		842,833	60
61	Local grants and reimbursements											61
62	County contributions	11,748	0	0	0	0	0	11,748	0	058	11,748	62
63	County contributions	0	0	0	0	0	0	0	0	058	0	63
64	Transfer of funds	0	0	0	0	0	0	0	0	058	0	64
65	Transfer of funds	1,741	0	0	0	0	0	1,741	0	058	1,741	65
66	Transfer of funds	0	0	0	0	0	0	0	0	058	0	66
67	Transfer of funds	0	0	0	0	0	0	0	0	058	0	67
68	Transfer of funds	0	0	0	0	0	0	0	0	058	0	68
69	Transfer of funds	0	0	0	0	0	0	0	0	058	0	69
70	Total local grants and reimbursements	20,489	0	0	0	0	0	20,489	0		20,489	70
71	TOTAL INTERGOVERNMENTAL (Sum of lines 41, 60, and 70)	140,255	720,676	0	2,291	0	0	863,222	0		863,222	71
72	Section E - CHARGES FOR FEES AND SERVICE											72
73	Water	0	0	0	0	0	0	0	0	058	0	73
74	Sewer	0	0	0	0	0	0	0	0	058	0	74
75	Electric	0	0	0	0	0	0	0	0	A52	0	75
76	Gas	0	0	0	0	0	0	0	0	A52	0	76
77	Landfill	0	0	0	0	0	0	0	0	A52	0	77
78	Landfill	0	0	0	0	0	0	0	0	A52	0	78
79	Landfill	0	0	0	0	0	0	0	0	A51	0	79
80	Hospital	53,743	0	0	0	0	0	53,743	0	A51	53,743	80

Continued on next page





EXPENDITURES AND OTHER FINANCING USES (FOR FISCAL YEAR ENDED JUNE 30, 2018)											CITY OF ANAMOSA		<input type="checkbox"/> GAP <input checked="" type="checkbox"/> NON-GAAP = CASH BASIS	
Line No.	Item description	General (a)	Special revenue (b)	TIF special revenue (c)	Debt service (d)	Capital projects (e)	Permanent (f)	Total governmental (a) through (f) (g)	Proprietary (h)	GRAND TOTAL (Sum of g) + (h) (i)	Line No.			
1	Section A — PUBLIC SAFETY										1			
2	Police department/Crime prevention	622,812	28,327					651,139		651,139	2			
3	Police department/Crime prevention										3			
4	Police department/Crime prevention										4			
5	Police department/Crime prevention	58,672						58,672		58,672	5			
6	Flood control										6			
7	Police department/Crime prevention	385,372						385,372		385,372	7			
8	Police department/Crime prevention										8			
9	Police department/Crime prevention										9			
10	Police department/Crime prevention										10			
11	Police department/Crime prevention	1,653						1,653		1,653	11			
12	Police department/Crime prevention										12			
13	Police department/Crime prevention										13			
14	TOTAL PUBLIC SAFETY	1,262,200	28,327					1,290,527		1,290,527	14			
15	Section B — PUBLIC WORKS										15			
16	Public Works Administration	385,152	466,869					852,021		852,021	16			
17	Public Works Administration										17			
18	Public Works Administration										18			
19	Public Works Administration	247	2,214					2,461		2,461	19			
20	Public Works Administration										20			
21	Public Works Administration										21			
22	Public Works Administration										22			
23	Public Works Administration										23			
24	Public Works Administration	41,028						41,028		41,028	24			
25	Public Works Administration										25			
26	Public Works Administration										26			
27	Public Works Administration										27			
28	TOTAL PUBLIC WORKS	427,316	553,144					980,460		980,460	28			
29	Section C — HEALTH AND SOCIAL SERVICES										29			
30	Health and Social Services										30			
31	Health and Social Services										31			
32	Health and Social Services										32			
33	Health and Social Services										33			
34	Health and Social Services										34			
35	Health and Social Services										35			
36	Health and Social Services										36			
37	Health and Social Services										37			
38	Health and Social Services										38			
39	TOTAL HEALTH AND SOCIAL SERVICES										39			
40	Section D — CULTURE AND RECREATION										40			
41	Culture and Recreation	220,750	17,865					238,615		238,615	41			
42	Culture and Recreation										42			
43	Culture and Recreation	42,132						42,132		42,132	43			
44	Culture and Recreation										44			
45	Culture and Recreation	230,568	11,389					241,957		241,957	45			
46	Culture and Recreation	146,420						146,420		146,420	46			
47	Culture and Recreation										47			
48	Culture and Recreation										48			
49	TOTAL CULTURE AND RECREATION	720,115	29,237					749,352		749,352	49			
50	TOTAL	3,399,272	615,533					4,014,805		4,014,805	50			



EXPENDITURES AND OTHER FINANCING USES FOR FISCAL YEAR ENDING JUNE 30, 2018 - Continued										CITY OF ANAMOSA		<input type="checkbox"/> GAAP	<input checked="" type="checkbox"/> NON-GAAP = CASH BASIS
Line No.	Item description	General (a)	Special revenue (b)	TIF special revenue (c)	Debt service (d)	Capital projects (e)	Permanent (f)	Total government (Sum of a) through (f)	Proprietary (h)	Code	GRAND TOTAL (Sum of g) and (h)	Line No.	
51	Section E - COMMUNITY AND ECONOMIC DEVELOPMENT											51	
52	Economic development	0	0	0	0	0	0	0		E89	0	52	
53	Housing and urban renewal	0	0	0	0	0	0	0		E89	0	53	
54	Planning and zoning	0	0	73,854	0	0	0	73,854		E29	73,854	54	
55	Other community and economic development	0	0	0	0	0	0	0		E89	0	55	
56	TIF rebates	0	0	0	0	0	0	0		E89	0	56	
57	TIF rebates	0	0	0	0	0	0	0		E89	0	57	
58	TOTAL COMMUNITY AND ECONOMIC DEVELOPMENT	0	0	73,854	0	0	0	73,854			73,854	58	
59	Section F - GENERAL GOVERNMENT											59	
60	Mayor, council and city manager	210,621	5,761	0	0	0	0	216,382		E23	216,382	60	
61	City manager	114,253	15,672	0	0	0	0	129,925		E23	129,925	61	
62	City manager's office	0	0	0	0	0	0	0		E89	0	62	
63	Legal services and city attorney	15,114	0	0	0	0	0	15,114		E51	15,114	63	
64	City hall and general buildings	12,468	0	0	0	0	0	12,468		E89	12,468	64	
65	Other general government	0	0	0	0	0	0	0		E89	0	65	
66	TOTAL GENERAL GOVERNMENT	352,452	24,433	0	0	0	0	376,885			376,885	66	
67	Section G - DEBT SERVICE											67	
68	Debt service	0	0	0	288,427	0	0	288,427			288,427	68	
69	TOTAL DEBT SERVICE	0	0	0	288,427	0	0	288,427			288,427	69	
70	Section H - REGULAR CAPITAL PROJECTS - Special											70	
71	Water/Sewer Projects	0	0	0	0	789,518	0	789,518			789,518	71	
72	Capital projects	0	0	0	0	4,154,353	0	4,154,353			4,154,353	72	
73	TOTAL REGULAR CAPITAL PROJECTS - Special	0	0	0	0	4,943,871	0	4,943,871			4,943,871	73	
74	Section I - CAPITAL PROJECTS - Special											74	
75	Capital projects	0	0	0	0	4,154,353	0	4,154,353			4,154,353	75	
76	TOTAL CAPITAL PROJECTS - Special	0	0	0	0	4,154,353	0	4,154,353			4,154,353	76	
77	TOTAL GOVERNMENTAL ACTIVITIES EXPENDITURES	2,764,432	638,201	73,854	288,427	4,943,871	0	7,697,785			7,697,785	77	
78	(Sum of lines 49, 60, 103, 139, 154, 176, 182, 193)											78	
79	TOTAL GOVERNMENTAL ACTIVITIES EXPENDITURES											79	

TIF Rebates are expended out of the TIF Special Revenue Fund with the Community and Economic Development program's activity "Year"

Continued on next page

CITY OF ANAMOSA											
EXPENDITURES AND OTHER FINANCING USED FOR FISCAL YEAR ENDED JUNE 30, 2011 - Continued											
<div>Part II:<div><input type="checkbox"/> GAP<input checked="" type="checkbox"/> NON-GAP = CASH BASIS</div></div>											
Line No.	Item description	General (a)	Special revenue (b)	TIF Special revenue (c)	Debt service (d)	Capital projects (e)	Permanent Fund (f)	Total current expenditures (Sum of cols. (a) through (f)) (g)	Proprietary Code (h)	GRAND TOTAL (Sum of cols. (g) and (h)) (i)	Line No.
Section I — BUSINESS TYPE ACTIVITIES											
87	Waste disposal — Current operation								735-318	011	87
88	Capital outlay								250-000	011	88
89	Debt Service								250-000	011	89
90	Debt Service								250-000	011	90
91	Debt Service								250-000	011	91
92	Debt Service								250-000	011	92
93	Debt Service								250-000	011	93
94	Debt Service								250-000	011	94
95	Debt Service								250-000	011	95
96	Debt Service								250-000	011	96
97	Debt Service								250-000	011	97
98	Debt Service								250-000	011	98
99	Debt Service								250-000	011	99
100	Debt Service								250-000	011	100
101	Debt Service								250-000	011	101
102	Debt Service								250-000	011	102
103	Debt Service								250-000	011	103
104	Debt Service								250-000	011	104
105	Debt Service								250-000	011	105
106	Debt Service								250-000	011	106
107	Debt Service								250-000	011	107
108	Debt Service								250-000	011	108
109	Debt Service								250-000	011	109
110	Debt Service								250-000	011	110
111	Debt Service								250-000	011	111
112	Debt Service								250-000	011	112
113	Debt Service								250-000	011	113
114	Debt Service								250-000	011	114
115	Debt Service								250-000	011	115
116	Debt Service								250-000	011	116
117	Debt Service								250-000	011	117
118	Debt Service								250-000	011	118
119	Debt Service								250-000	011	119
120	Debt Service								250-000	011	120
121	Debt Service								250-000	011	121
122	Debt Service								250-000	011	122
123	Debt Service								250-000	011	123
124	Debt Service								250-000	011	124
125	Debt Service								250-000	011	125
126	Debt Service								250-000	011	126
127	Debt Service								250-000	011	127
128	Debt Service								250-000	011	128
129	Debt Service								250-000	011	129
TOTAL BUSINESS TYPE ACTIVITIES											
										2,188,000	129

CITY OF ANAMOSA											<input type="checkbox"/> DAAP		<input checked="" type="checkbox"/> NON-DAAP = CASH BASIS	
Line No.	Item description	General (a)	Special revenue (b)	TIF special revenue (c)	Debt service (d)	Capital projects (e)	Permanent (f)	Total governmental (Sum of cols. (d) through (f))	Proprietary (g)	Codes (i) and (ii)	Line No.	GRAND TOTAL (Sum of cols. (a) through (g))		
130	SUBTOTAL EXPENDITURES (Sum of lines 124 and 129)	2,764,433	833,267	73,684	298,427	4,184,983	0	7,650,897	2,188,914		130	10,116,611		
131	TRANSFERS OUT										131			
132	Transfers to other departments and transfer out	42,364	916,529	0	0	0	0	958,894	0	NE	132	958,894		
133	Transfers to TIF payments and transfer out	0	0	32,912	0	0	0	32,912	0		133	32,912		
135	TOTAL OTHER FINANCING USES	42,364	916,529	32,912	0	0	0	971,805	0		134	971,805		
136	TOTAL EXPENDITURES AND OTHER FINANCING USES (Sum of lines 129 and 135)	2,806,816	1,554,791	125,701	298,427	4,184,983	0	8,655,818	2,188,914		135	12,019,921		
137	Beginning fund balance June 30, 2017:										136			
138	Revenues										137			
140	Nonsecurable	0	0	0	0	0	0	0	0		138	0		
141	Securable	0	2,167,029	209,228	78,950	781,207	0	3,136,414	0		139	3,136,414		
142	Committed	0	0	0	0	0	10,000	3,257,414	0		140	3,257,414		
143	Assigned	0	0	0	0	32,230	0	32,230	0		141	32,230		
144	Unassigned	3,276,187	0	0	0	477,664	0	3,753,851	0		142	3,753,851		
145	Total Governmental	3,276,187	2,167,029	209,228	78,950	1,291,091	10,000	6,832,485	2,657,233		143	9,489,718		
146	Proprietary	0	0	0	0	0	0	0	0		144	0		
147	Transfers from other departments June 30, 2018	3,276,187	2,167,029	209,228	88,950	198,488	0	6,039,882	4,333,727		145	10,373,609		
148	TOTAL REVENUES (Sum of lines 142 and 147)	6,552,374	4,334,058	418,456	167,900	1,489,579	10,000	12,851,367	4,333,727		146	21,206,527		

Continued on next page



# Annual Urban Renewal Report, Fiscal Year 2017 - 2018

## Levy Authority Summary

Local Government Name: ANAMOSA  
Local Government Number: 53G492

Active Urban Renewal Areas	U.R. #	# of Tif Taxing Districts
ANAMOSA SOUTH URBAN RENEWAL	53004	2
ANAMOSA CORRIDOR URBAN RENEWAL	53010	11
ANAMOSA HWY 151 URBAN RENEWAL	53011	4
ANAMOSA MEADOWRIDGE URBAN RENEWAL	53012	2
ANAMOSA HWY 64E URBAN RENEWAL	53013	3

TIF Debt Outstanding: 1,814,168

TIF Sp. Rev. Fund Cash Balance as of 07-01-2017:	142,205	81,400	Amount of 07-01-2017 Cash Balance Restricted for LMI
TIF Revenue:	153,832		
TIF Sp. Revenue Fund Interest:	35,892		
Property Tax Replacement Claims	0		
Asset Sales & Loan Repayments:	0		
<b>Total Revenue:</b>	<b>189,724</b>		
Rebate Expenditures:	73,685		
Non-Rebate Expenditures:	53,906		
Returned to County Treasurer:	0		
<b>Total Expenditures:</b>	<b>127,591</b>		
<b>TIF Sp. Rev. Fund Cash Balance as of 06-30-2018:</b>	<b>204,338</b>	<b>81,400</b>	<b>Amount of 06-30-2018 Cash Balance Restricted for LMI</b>

Year-End Outstanding TIF  
Obligations, Net of TIF Special  
Revenue Fund Balance:

1,482,239

◆ Annual Urban Renewal Report, Fiscal Year 2017 - 2018

**Urban Renewal Area Data Collection**

Local Government Name: ANAMOSA (53G492)  
 Urban Renewal Area: ANAMOSA SOUTH URBAN RENEWAL  
 UR Area Number: 53004

UR Area Creation Date: 06/1991

UR Area Purpose: See attached plan.

**Tax Districts within this Urban Renewal Area**

	Base No.	Increment No.	Increment Value Used
FAIRVIEW TWP/ANAMOSA SCH/SOUTH URBAN RENEWAL (ANAMOSA) INCREM	53140	53141	0
ANAMOSA CITY/ANAMOSA SCH/SOUTH URBAN RENEWAL INCREM	53142	53143	0

**Urban Renewal Area Value by Class - 1/1/2016 for FY 2018**

	Agricultural	Residential	Commercial	Industrial	Other	Military	Total	Gas/Electric Utility	Total
Assessed	0	0	0	0	0	0	0	0	0
Taxable	0	0	0	0	0	0	0	0	0
Homestead Credits									0

**TIF Sp. Rev. Fund Cash Balance as of 07-01-2017:** 2,690 0 **Amount of 07-01-2017 Cash Balance Restricted for LMI**

TIF Revenue: 0  
 TIF Sp. Revenue Fund Interest: 0  
 Property Tax Replacement Claims: 0  
 Asset Sales & Loan Repayments: 0  
**Total Revenue:** 0

Rebate Expenditures: 0  
 Non-Rebate Expenditures: 0  
 Returned to County Treasurer: 0  
**Total Expenditures:** 0

**TIF Sp. Rev. Fund Cash Balance as of 06-30-2018:** 2,690 0 **Amount of 06-30-2018 Cash Balance Restricted for LMI**

This urban renewal area did not receive any revenue for FY 2012 and has not received any revenue since FY 2003.

256 Characters Left

Sum of Private Investment Made Within This Urban Renewal Area  
during FY 2018

◆ Annual Urban Renewal Report, Fiscal Year 2017 - 2018

**TIF Taxing District Data Collection**

Local Government Name: ANAMOSA (53G492)  
 Urban Renewal Area: ANAMOSA SOUTH URBAN RENEWAL (53004)  
 TIF Taxing District Name: FAIRVIEW TWP/ANAMOSA SCH/SOUTH URBAN RENEWAL (ANAMOSA) INCREM  
 TIF Taxing District Inc. Number: 53141

TIF Taxing District Base Year:	1990	Slum	UR Designation
FY TIF Revenue First Received:	1994	Blighted	No
Subject to a Statutory end date?	No	Economic Development	06/1991

TIF Taxing District Value by Class - 1/1/2016 for FY 2018

	Agricultural	Residential	Commercial	Industrial	Other	Military	Total	Gas/Electric Utility	Total
Assessed	0	0	0	0	0	0	0	0	0
Taxable	0	0	0	0	0	0	0	0	0
Homestead Credits									0

	Frozen Base Value	Max Increment Value	Increment Used	Increment Not Used	Increment Revenue Not Used
Fiscal Year 2018	0	0	0	0	0

FY 2018 TIF Revenue Received: 0

**TIF Taxing District Data Collection**

Local Government Name: ANAMOSA (53G492)  
 Urban Renewal Area: ANAMOSA SOUTH URBAN RENEWAL (53004)  
 TIF Taxing District Name: ANAMOSA CITY/ANAMOSA SCH/SOUTH URBAN RENEWAL INCREM  
 TIF Taxing District Inc. Number: 53143

TIF Taxing District Base Year:	1990	Slum	UR Designation
FY TIF Revenue First Received:	1994	Blighted	No
Subject to a Statutory end date?	No	Economic Development	06/1991

TIF Taxing District Value by Class - 1/1/2016 for FY 2018

	Agricultural	Residential	Commercial	Industrial	Other	Military	Total	Gas/Electric Utility	Total
Assessed	0	0	0	0	0	0	0	0	0
Taxable	0	0	0	0	0	0	0	0	0
Homestead Credits									0

	Frozen Base Value	Max Increment Value	Increment Used	Increment Not Used	Increment Revenue Not Used
Fiscal Year 2018	58,195	0	0	0	0

FY 2018 TIF Revenue Received: 0



**Annual Urban Renewal Report Fiscal Year 2017 - 2018**

**Urban Renewal Area Data Collection**

Local Government Name: ANAMOSA (53G492)  
 Urban Renewal Area: ANAMOSA CORRIDOR URBAN RENEWAL  
 UR Area Number: 53010

UR Area Creation Date: 12/2002

UR Area Purpose: See Attached Plan.

Tax Districts within this Urban Renewal Area			Base No.	Increment No.	Increment Value Used
ANAMOSA CITY/ANAMOSA SCH/CENTRAL BUSINESS URBAN RENEWAL INCREM			53110	53111	0
ANAMOSA CITY AG/ANAMOSA SCH/EAST URBAN RENEWAL INCREMENT			53120	53121	0
FAIRVIEW TWP/ANAMOSA SCH/EAST URBAN RENEWAL (ANAMOSA) INCREM			53122	53123	0
ANAMOSA CITY/ANAMOSA SCH/EAST URBAN RENEWAL INCREM			53124	53125	0
ANAMOSA CITY AG/ANAMOSA SCH/NORTHEAST URBAN RENEWAL INCREM			53130	53131	0
ANAMOSA CITY/ANAMOSA SCH/NORTHEAST URBAN RENEWAL INCREM			53132	53133	0
ANAMOSA CITY AG/ANAMOSA SCH/NORTHEAST URBAN RENEWAL 96 ADD INCREM			53134	53135	0
ANAMOSA CITY/ANAMOSA SCH/ NORTHEAST INDUSTRIAL URBAN RENEWAL			53150	53151	0
ANAMOSA CITY AG/ANAMOSA SCH/CORRIDOR URBAN RENEWAL INCREM			53160	53161	0
ANAMOSA CITY/ANAMOSA SCH/CORRIDOR URBAN RENEWAL INCREM			53162	53163	0
ANAMOSA CITY/ANAMOSA SCH/NORTHEAST URBAN RENEWAL 96 ADD INCR			53170	53171	565,720

**Urban Renewal Area Value by Class - 1/1/2016 for FY 2018**

	Agricultural	Residential	Commercial	Industrial	Other	Military	Total	Gas/Electric Utility	Total
Assessed	0	2,141,980	0	0	0	-7,408	2,134,572	0	2,134,572
Taxable	0	1,219,626	0	0	0	-7,408	1,212,218	0	1,212,218
Homestead Credits									0

**TIF Sp. Rev. Fund Cash Balance as of 07-01-2017:** 82,754 0 **Amount of 07-01-2017 Cash Balance Restricted for LMI**

TIF Revenue: 17,987  
 TIF Sp. Revenue Fund Interest: 0  
 Property Tax Replacement Claims: 0  
 Asset Sales & Loan Repayments: 0  
**Total Revenue: 17,987**

Rebate Expenditures: 15,734  
 Non-Rebate Expenditures: 1,889  
 Returned to County Treasurer: 0  
**Total Expenditures: 17,623**

**TIF Sp. Rev. Fund Cash Balance as of 06-30-2018:** 83,118 0 **Amount of 06-30-2018 Cash Balance Restricted for LMI**

## Projects For ANAMOSA CORRIDOR URBAN RENEWAL

### Streetscapes

Description: Replace road, install new water & sewer mains  
 Classification: Roads, Bridges & Utilities  
 Physically Complete: Yes  
 Payments Complete: Yes

### New Library

Description: Build new library  
 Classification: Municipal and other publicly-owned or leased buildings  
 Physically Complete: Yes  
 Payments Complete: Yes

### Chamber Drive

Description: Street improvements  
 Classification: Roads, Bridges & Utilities  
 Physically Complete: Yes  
 Payments Complete: Yes

### J&P Cycles Water/Sewer

Description: Run water and sewer mains to Commercial Park  
 Classification: Roads, Bridges & Utilities  
 Physically Complete: Yes  
 Payments Complete: No

### 130th Street

Description: Run water & sewer to 130th Street  
 Classification: Roads, Bridges & Utilities  
 Physically Complete: Yes  
 Payments Complete: Yes

### Eagleview Land Development

Description: Development agreement to remove old bldg and build new  
 commercial bldg  
 Classification: Commercial - office properties  
 Physically Complete: Yes  
 Payments Complete: Yes

### Anamosa Nursing Home Rebate

Description: Addition to nursing home - assisted living facility  
 Classification: Commercial - apartment/condos (residential use, classified commercial)

Physically Complete: Yes  
Payments Complete: Yes

**Fareway Development Project**

Description: Development of new grocery store  
Classification: Commercial - retail  
Physically Complete: No  
Payments Complete: No

## Debts/Obligations For ANAMOSA CORRIDOR URBAN RENEWAL

### 2,625,000 GO Bonds

Debt/Obligation Type:	Gen. Obligation Bonds/Notes
Principal:	40,600
Interest:	1,905
Total:	42,505
Annual Appropriation?:	No
Date Incurred:	05/30/2012
FY of Last Payment:	2022

### Anamosa Nursing Home Rebate

Debt/Obligation Type:	Rebates
Principal:	157,227
Interest:	0
Total:	157,227
Annual Appropriation?:	Yes
Date Incurred:	04/24/2006
FY of Last Payment:	2018

### Fareway Stores Inc. Rebate

Debt/Obligation Type:	Rebates
Principal:	250,000
Interest:	0
Total:	250,000
Annual Appropriation?:	Yes
Date Incurred:	02/08/2016
FY of Last Payment:	2033

## Non-Rebates For ANAMOSA CORRIDOR URBAN RENEWAL

TIF Expenditure Amount:	1,889
Tied To Debt:	2,625,000 GO Bonds
Tied To Project:	J&P Cycles Water/Sewer

## Rebates For ANAMOSA CORRIDOR URBAN RENEWAL

### 1209 E 3rd Street

TIF Expenditure Amount:	15,734
Rebate Paid To:	Anamosa Nursing Home Company
Tied To Debt:	Anamosa Nursing Home Rebate
Tied To Project:	Anamosa Nursing Home Rebate
Projected Final FY of Rebate:	2018

The following urban renewal areas were combined into the Anamosa Urban Renewal Corridor in 2002 - Northeast, Central Business District and East Urban Renewal Areas.

256 Characters Left

Sum of Private Investment Made Within This Urban Renewal Area  
during FY 2018

# Annual Urban Renewal Report, Fiscal Year 2017-2018

## TIF Taxing District Data Collection

Local Government Name: ANAMOSA (53G492)  
 Urban Renewal Area: ANAMOSA CORRIDOR URBAN RENEWAL (53010)  
 TIF Taxing District Name: ANAMOSA CITY/ANAMOSA SCH/CENTRAL BUSINESS URBAN RENEWAL INCREM  
 TIF Taxing District Inc. Number: 53111  
 TIF Taxing District Base Year: 1991  
 FY TIF Revenue First Received: 1994  
 Subject to a Statutory end date? No

UR Designation	
Slum	No
Blighted	No
Economic Development	11/1992

## TIF Taxing District Value by Class - 1/1/2016 for FY 2018

	Agricultural	Residential	Commercial	Industrial	Other	Military	Total	Gas/Electric Utility	Total
Assessed	0	0	0	0	0	0	0	0	0
Taxable	0	0	0	0	0	0	0	0	0
Homestead Credits									0

	Frozen Base Value	Max Increment Value	Increment Used	Increment Not Used	Increment Revenue Not Used
Fiscal Year 2018	2,633,955	0	0	0	0

FY 2018 TIF Revenue Received: 0

## TIF Taxing District Data Collection

Local Government Name: ANAMOSA (53G492)  
 Urban Renewal Area: ANAMOSA CORRIDOR URBAN RENEWAL (53010)  
 TIF Taxing District Name: ANAMOSA CITY AG/ANAMOSA SCH/EAST URBAN RENEWAL INCREMENT  
 TIF Taxing District Inc. Number: 53121  
 TIF Taxing District Base Year: 1990  
 FY TIF Revenue First Received: 2003  
 Subject to a Statutory end date? No

UR Designation	
Slum	No
Blighted	No
Economic Development	06/1991

## TIF Taxing District Value by Class - 1/1/2016 for FY 2018

	Agricultural	Residential	Commercial	Industrial	Other	Military	Total	Gas/Electric Utility	Total
Assessed	0	0	0	0	0	0	0	0	0
Taxable	0	0	0	0	0	0	0	0	0
Homestead Credits									0

	Frozen Base Value	Max Increment Value	Increment Used	Increment Not Used	Increment Revenue Not Used
Fiscal Year 2018	0	0	0	0	0

FY 2018 TIF Revenue Received: 0



## Annual Urban Renewal Report, Fiscal Year 2017 - 2018

### TIF Taxing District Data Collection

Local Government Name: ANAMOSA (53G492)  
 Urban Renewal Area: ANAMOSA CORRIDOR URBAN RENEWAL (53010)  
 TIF Taxing District Name: FAIRVIEW TWP/ANAMOSA SCH/EAST URBAN RENEWAL (ANAMOSA)  
 INCREM  
 TIF Taxing District Inc. Number: 53123  
 TIF Taxing District Base Year: 1990  
 FY TIF Revenue First Received: 1994  
 Subject to a Statutory end date? No

UR Designation	
Slum	No
Blighted	No
Economic Development	06/1991

#### TIF Taxing District Value by Class - 1/1/2016 for FY 2018

	Agricultural	Residential	Commercial	Industrial	Other	Military	Total	Gas/Electric Utility	Total
Assessed	0	0	0	0	0	0	0	0	0
Taxable	0	0	0	0	0	0	0	0	0
Homestead Credits									0

	Frozen Base Value	Max Increment Value	Increment Used	Increment Not Used	Increment Revenue Not Used
Fiscal Year 2018	0	0	0	0	0

FY 2018 TIF Revenue Received: 0

### TIF Taxing District Data Collection

Local Government Name: ANAMOSA (53G492)  
 Urban Renewal Area: ANAMOSA CORRIDOR URBAN RENEWAL (53010)  
 TIF Taxing District Name: ANAMOSA CITY/ANAMOSA SCH/EAST URBAN RENEWAL INCREM  
 TIF Taxing District Inc. Number: 53125  
 TIF Taxing District Base Year: 1990  
 FY TIF Revenue First Received: 1994  
 Subject to a Statutory end date? No

UR Designation	
Slum	No
Blighted	No
Economic Development	06/1991

#### TIF Taxing District Value by Class - 1/1/2016 for FY 2018

	Agricultural	Residential	Commercial	Industrial	Other	Military	Total	Gas/Electric Utility	Total
Assessed	0	0	0	0	0	0	0	0	0
Taxable	0	0	0	0	0	0	0	0	0
Homestead Credits									0

	Frozen Base Value	Max Increment Value	Increment Used	Increment Not Used	Increment Revenue Not Used
Fiscal Year 2018	2,327,297	0	0	0	0

FY 2018 TIF Revenue Received: 0

Annual Urban Renewal Report, Fiscal Year 2017-2018

TIF Taxing District Data Collection

Local Government Name: ANAMOSA (53G492)  
 Urban Renewal Area: ANAMOSA CORRIDOR URBAN RENEWAL (53010)  
 TIF Taxing District Name: ANAMOSA CITY AG/ANAMOSA SCH/NORTHEAST URBAN RENEWAL INCREM  
 TIF Taxing District Inc. Number: 53131  
 TIF Taxing District Base Year: 1991  
 FY TIF Revenue First Received: 2000  
 Subject to a Statutory end date? No

UR Designation	
Slum	No
Blighted	No
Economic Development	05/1992

TIF Taxing District Value by Class - 1/1/2016 for FY 2018

	Agricultural	Residential	Commercial	Industrial	Other	Military	Total	Gas/Electric Utility	Total
Assessed	0	0	0	0	0	0	0	0	0
Taxable	0	0	0	0	0	0	0	0	0
Homestead Credits									0

	Frozen Base Value	Max Increment Value	Increment Used	Increment Not Used	Increment Revenue Not Used
Fiscal Year 2018	0	0	0	0	0

FY 2018 TIF Revenue Received: 0

TIF Taxing District Data Collection

Local Government Name: ANAMOSA (53G492)  
 Urban Renewal Area: ANAMOSA CORRIDOR URBAN RENEWAL (53010)  
 TIF Taxing District Name: ANAMOSA CITY/ANAMOSA SCH/NORTHEAST URBAN RENEWAL INCREM  
 TIF Taxing District Inc. Number: 53133  
 TIF Taxing District Base Year: 1991  
 FY TIF Revenue First Received: 2000  
 Subject to a Statutory end date? No

UR Designation	
Slum	No
Blighted	No
Economic Development	05/1992

TIF Taxing District Value by Class - 1/1/2016 for FY 2018

	Agricultural	Residential	Commercial	Industrial	Other	Military	Total	Gas/Electric Utility	Total
Assessed	0	0	0	0	0	0	0	0	0
Taxable	0	0	0	0	0	0	0	0	0
Homestead Credits									0

	Frozen Base Value	Max Increment Value	Increment Used	Increment Not Used	Increment Revenue Not Used
Fiscal Year 2018	59,335	0	0	0	0

FY 2018 TIF Revenue Received: 0

# Annual Urban Renewal Report, Fiscal Year 2017 - 2018

## TIF Taxing District Data Collection

Local Government Name: ANAMOSA (53G492)  
 Urban Renewal Area: ANAMOSA CORRIDOR URBAN RENEWAL (53010)  
 TIF Taxing District Name: ANAMOSA CITY AG/ANAMOSA SCH/NORTHEAST URBAN RENEWAL 96 ADD INCREM  
 TIF Taxing District Inc. Number: 53135  
 TIF Taxing District Base Year: 1997  
 FY TIF Revenue First Received: 2001  
 Subject to a Statutory end date? No

UR Designation	
Slum	No
Blighted	No
Economic Development	05/1992

## TIF Taxing District Value by Class - 1/1/2016 for FY 2018

	Agricultural	Residential	Commercial	Industrial	Other	Military	Total	Gas/Electric Utility	Total
Assessed	0	0	0	0	0	0	0	0	0
Taxable	0	0	0	0	0	0	0	0	0
Homestead Credits									0

	Frozen Base Value	Max Increment Value	Increment Used	Increment Not Used	Increment Revenue Not Used
Fiscal Year 2018	0	0	0	0	0

FY 2018 TIF Revenue Received: 0

## TIF Taxing District Data Collection

Local Government Name: ANAMOSA (53G492)  
 Urban Renewal Area: ANAMOSA CORRIDOR URBAN RENEWAL (53010)  
 TIF Taxing District Name: ANAMOSA CITY/ANAMOSA SCH/ NORTHEAST INDUSTRIAL URBAN RENEWAL  
 TIF Taxing District Inc. Number: 53151  
 TIF Taxing District Base Year: 1993  
 FY TIF Revenue First Received: 2011  
 Subject to a Statutory end date? No

UR Designation	
Slum	No
Blighted	No
Economic Development	05/1992

## TIF Taxing District Value by Class - 1/1/2016 for FY 2018

	Agricultural	Residential	Commercial	Industrial	Other	Military	Total	Gas/Electric Utility	Total
Assessed	0	0	0	0	0	0	0	0	0
Taxable	0	0	0	0	0	0	0	0	0
Homestead Credits									0

	Frozen Base Value	Max Increment Value	Increment Used	Increment Not Used	Increment Revenue Not Used
Fiscal Year 2018	928,110	0	0	0	0

FY 2018 TIF Revenue Received: 0

# Annual Urban Renewal Report, Fiscal Year 2017-2018

## TIF Taxing District Data Collection

Local Government Name: ANAMOSA (53G492)  
 Urban Renewal Area: ANAMOSA CORRIDOR URBAN RENEWAL (53010)  
 TIF Taxing District Name: ANAMOSA CITY AG/ANAMOSA SCH/CORRIDOR URBAN RENEWAL INCREM  
 TIF Taxing District Inc. Number: 53161  
 TIF Taxing District Base Year: 2002  
 FY TIF Revenue First Received: 2005  
 Subject to a Statutory end date? Yes  
 Fiscal year this TIF Taxing District statutorily ends: 2027

UR Designation	
Slum	No
Blighted	No
Economic Development	05/1992

## TIF Taxing District Value by Class - 1/1/2016 for FY 2018

	Agricultural	Residential	Commercial	Industrial	Other	Military	Total	Gas/Electric Utility	Total
Assessed	0	0	0	0	0	0	0	0	0
Taxable	0	0	0	0	0	0	0	0	0
Homestead Credits									0

	Frozen Base Value	Max Increment Value	Increment Used	Increment Not Used	Increment Revenue Not Used
Fiscal Year 2018	0	0	0	0	0

FY 2018 TIF Revenue Received: 0

## TIF Taxing District Data Collection

Local Government Name: ANAMOSA (53G492)  
 Urban Renewal Area: ANAMOSA CORRIDOR URBAN RENEWAL (53010)  
 TIF Taxing District Name: ANAMOSA CITY/ANAMOSA SCH/CORRIDOR URBAN RENEWAL INCREM  
 TIF Taxing District Inc. Number: 53163  
 TIF Taxing District Base Year: 2002  
 FY TIF Revenue First Received: 2005  
 Subject to a Statutory end date? Yes  
 Fiscal year this TIF Taxing District statutorily ends: 2027

UR Designation	
Slum	No
Blighted	No
Economic Development	05/1992

## TIF Taxing District Value by Class - 1/1/2016 for FY 2018

	Agricultural	Residential	Commercial	Industrial	Other	Military	Total	Gas/Electric Utility	Total
Assessed	0	0	0	0	0	0	0	0	0
Taxable	0	0	0	0	0	0	0	0	0
Homestead Credits									0

	Frozen Base Value	Max Increment Value	Increment Used	Increment Not Used	Increment Revenue Not Used
Fiscal Year 2018	12,192,250	0	0	0	0

FY 2018 TIF Revenue Received: 0

# Annual Urban Renewal Report, Fiscal Year 2017 - 2018

## TIF Taxing District Data Collection

Local Government Name: ANAMOSA (53G492)  
 Urban Renewal Area: ANAMOSA CORRIDOR URBAN RENEWAL (53010)  
 TIF Taxing District Name: ANAMOSA CITY/ANAMOSA SCH/NORTHEAST URBAN RENEWAL 96 ADD INCR  
 TIF Taxing District Inc. Number: 53171  
 TIF Taxing District Base Year: 1997  
 FY TIF Revenue First Received: 2006  
 Subject to a Statutory end date? No

UR Designation	
Slum	No
Blighted	No
Economic Development	05/1992

## TIF Taxing District Value by Class - 1/1/2016 for FY 2018

	Agricultural	Residential	Commercial	Industrial	Other	Military	Total	Gas/Electric Utility	Total
Assessed	0	2,141,980	0	0	0	-7,408	2,134,572	0	2,134,572
Taxable	0	1,219,626	0	0	0	-7,408	1,212,218	0	1,212,218
Homestead Credits									8

	Frozen Base Value	Max Increment Value	Increment Used	Increment Not Used	Increment Revenue Not Used
Fiscal Year 2018	3,965	1,212,218	565,720	646,498	20,556

FY 2018 TIF Revenue Received: 17,987

# Annual Urban Renewal Report, Fiscal Year 2017 - 2018

## Urban Renewal Area Data Collection

Local Government Name: ANAMOSA (53G492)  
 Urban Renewal Area: ANAMOSA HWY 151 URBAN RENEWAL  
 UR Area Number: 53011

UR Area Creation Date: 04/2004

UR Area Purpose: See attached plan.

## Tax Districts within this Urban Renewal Area

	Base No.	Increment No.	Increment Value Used
ANAMOSA CITY AG/ANAMOSA SCH/HWY 151 URBAN RENEWAL INCR	53164	53165	0
ANAMOSA CITY/ANAMOSA SCH/HWY 151 URBAN RENEWAL INCR	53166	53167	2,765,740
FAIRVIEW TWP/ANAMOSA SCH/HWY 151 URBAN RENEWAL INCR	53168	53169	0
ANAMOSA CITY/ANAMOSA SCH/HWY 151 09 ADDITION URBAN RENEWAL INCREMENT	53182	53183	0

## Urban Renewal Area Value by Class - 1/1/2016 for FY 2018

	Agricultural	Residential	Commercial	Industrial	Other	Military	Total	Gas/Electric Utility	Total
Assessed	0	0	6,767,300	0	0	0	6,767,300	0	6,767,300
Taxable	0	0	6,090,570	0	0	0	6,090,570	0	6,090,570
Homestead Credits									0

TIF Sp. Rev. Fund Cash Balance as of 07-01-2017: 28,164 0 Amount of 07-01-2017 Cash Balance Restricted for LMI

TIF Revenue: 87,940  
 TIF Sp. Revenue Fund Interest: 0  
 Property Tax Replacement Claims: 0  
 Asset Sales & Loan Repayments: 0  
 Total Revenue: 87,940

Rebate Expenditures: 57,951  
 Non-Rebate Expenditures: 29,116  
 Returned to County Treasurer: 0  
 Total Expenditures: 87,067

TIF Sp. Rev. Fund Cash Balance as of 06-30-2018: 29,037 0 Amount of 06-30-2018 Cash Balance Restricted for LMI

## Projects For ANAMOSA HWY 151 URBAN RENEWAL

### Water & Swr to Comm Park

Description:	Installing water & sewer infrastructure to Comm Park
Classification:	Roads, Bridges & Utilities
Physically Complete:	Yes
Payments Complete:	No

### Street Paving Comm Park

Description:	Install Roads in Comm Park
Classification:	Roads, Bridges & Utilities
Physically Complete:	Yes
Payments Complete:	No

### Development Grant Comm Park

Description:	Install additional roads in Comm Park
Classification:	Roads, Bridges & Utilities
Physically Complete:	Yes
Payments Complete:	No

### Anamosa Lodge & Suites Rebate

Description:	New hotel
Classification:	Commercial - hotels and conference centers
Physically Complete:	Yes
Payments Complete:	No

### Eugene Hartman Enterprises Rebate

Description:	New addition to business
Classification:	Industrial/manufacturing property
Physically Complete:	Yes
Payments Complete:	Yes

## Debts/Obligations For ANAMOSA HWY 151 URBAN RENEWAL

### 2,625,000 GO Bonds

Debt/Obligation Type:	Gen. Obligation Bonds/Notes
Principal:	479,200
Interest:	29,367
Total:	508,567
Annual Appropriation?:	No
Date Incurred:	05/30/2012
FY of Last Payment:	2022

### Anamosa Lodge & Suites Rebate

Debt/Obligation Type:	Rebates
Principal:	384,172
Interest:	0
Total:	384,172
Annual Appropriation?:	Yes
Date Incurred:	07/09/2007
FY of Last Payment:	2020



**Non-Rebates For ANAMOSA HWY 151 URBAN RENEWAL**

TIF Expenditure Amount:	29,116
Tied To Debt:	2,625,000 GO Bonds
Tied To Project:	Street Paving Comm Park

## Rebates For ANAMOSA HWY 151 URBAN RENEWAL

### 101 Harley Avenue

TIF Expenditure Amount:	57,951
Rebate Paid To:	Anamosa Lodge & Suites LLC, dba Americ Inn Hotel
Tied To Debt:	Anamosa Lodge & Suites Rebate
Tied To Project:	Anamosa Lodge & Suites Rebate
Projected Final FY of Rebate:	2020

# Annual Urban Renewal Report, Fiscal Year 2017 - 2018

## TIF Taxing District Data Collection

Local Government Name: ANAMOSA (53G492)  
 Urban Renewal Area: ANAMOSA HWY 151 URBAN RENEWAL (53011)  
 TIF Taxing District Name: ANAMOSA CITY AG/ANAMOSA SCH/HWY 151 URBAN RENEWAL INCR  
 TIF Taxing District Inc. Number: 53165  
 TIF Taxing District Base Year: 2004  
 FY TIF Revenue First Received: 2007  
 Subject to a Statutory end date? Yes  
 Fiscal year this TIF Taxing District statutorily ends: 2026

UR Designation	
Slum	No
Blighted	No
Economic Development	04/2004

## TIF Taxing District Value by Class - 1/1/2016 for FY 2018

	Agricultural	Residential	Commercial	Industrial	Other	Military	Total	Gas/Electric Utility	Total
Assessed	0	0	0	0	0	0	0	0	0
Taxable	0	0	0	0	0	0	0	0	0
Homestead Credits									0

	Frozen Base Value	Max Increment Value	Increment Used	Increment Not Used	Increment Revenue Not Used
Fiscal Year 2018	38,440	0	0	0	0

FY 2018 TIF Revenue Received: 0

## TIF Taxing District Data Collection

Local Government Name: ANAMOSA (53G492)  
 Urban Renewal Area: ANAMOSA HWY 151 URBAN RENEWAL (53011)  
 TIF Taxing District Name: ANAMOSA CITY/ANAMOSA SCH/HWY 151 URBAN RENEWAL INCR  
 TIF Taxing District Inc. Number: 53167  
 TIF Taxing District Base Year: 2004  
 FY TIF Revenue First Received: 2007  
 Subject to a Statutory end date? Yes  
 Fiscal year this TIF Taxing District statutorily ends: 2026

UR Designation	
Slum	No
Blighted	No
Economic Development	04/2004

## TIF Taxing District Value by Class - 1/1/2016 for FY 2018

	Agricultural	Residential	Commercial	Industrial	Other	Military	Total	Gas/Electric Utility	Total
Assessed	0	0	6,767,300	0	0	0	6,767,300	0	6,767,300
Taxable	0	0	6,090,570	0	0	0	6,090,570	0	6,090,570
Homestead Credits									0

	Frozen Base Value	Max Increment Value	Increment Used	Increment Not Used	Increment Revenue Not Used
Fiscal Year 2018	1,169,915	5,597,385	2,765,740	2,831,645	90,036

FY 2018 TIF Revenue Received: 87,940

# Annual Urban Renewal Report, Fiscal Year 2017 - 2018

## TIF Taxing District Data Collection

Local Government Name: ANAMOSA (53G492)  
 Urban Renewal Area: ANAMOSA HWY 151 URBAN RENEWAL (53011)  
 TIF Taxing District Name: FAIRVIEW TWP/ANAMOSA SCH/HWY 151 URBAN RENEWAL INCR  
 TIF Taxing District Inc. Number: 53169  
 TIF Taxing District Base Year: 2004  
 FY TIF Revenue First Received: 2007  
 Subject to a Statutory end date? Yes  
 Fiscal year this TIF Taxing District statutorily ends: 2026

UR Designation	
Slum	No
Blighted	No
Economic Development	04/2004

## TIF Taxing District Value by Class - 1/1/2016 for FY 2018

	Agricultural	Residential	Commercial	Industrial	Other	Military	Total	Gas/Electric Utility	Total
Assessed	0	0	0	0	0	0	0	0	0
Taxable	0	0	0	0	0	0	0	0	0
Homestead Credits									0

	Frozen Base Value	Max Increment Value	Increment Used	Increment Not Used	Increment Revenue Not Used
Fiscal Year 2018	122,510	0	0	0	0

FY 2018 TIF Revenue Received: 0

## TIF Taxing District Data Collection

Local Government Name: ANAMOSA (53G492)  
 Urban Renewal Area: ANAMOSA HWY 151 URBAN RENEWAL (53011)  
 TIF Taxing District Name: ANAMOSA CITY/ANAMOSA SCH/HWY 151 09 ADDITION URBAN RENEWAL INCREMENT  
 TIF Taxing District Inc. Number: 53183  
 TIF Taxing District Base Year: 2008  
 FY TIF Revenue First Received: 2012  
 Subject to a Statutory end date? Yes  
 Fiscal year this TIF Taxing District statutorily ends: 2026

UR Designation	
Slum	No
Blighted	No
Economic Development	04/2004

## TIF Taxing District Value by Class - 1/1/2016 for FY 2018

	Agricultural	Residential	Commercial	Industrial	Other	Military	Total	Gas/Electric Utility	Total
Assessed	0	0	0	0	0	0	0	0	0
Taxable	0	0	0	0	0	0	0	0	0
Homestead Credits									0

	Frozen Base Value	Max Increment Value	Increment Used	Increment Not Used	Increment Revenue Not Used
Fiscal Year 2018	378,170	0	0	0	0

FY 2018 TIF Revenue Received: 0

◆ Annual Urban Renewal Report, Fiscal Year 2017 - 2018

**Urban Renewal Area Data Collection**

Local Government Name: ANAMOSA (53G492)  
 Urban Renewal Area: ANAMOSA MEADOWRIDGE URBAN RENEWAL  
 UR Area Number: 53012

UR Area Creation Date: 08/2007

UR Area Purpose: See Urban Renewal Plan attached.

**Tax Districts within this Urban Renewal Area**

	Base No.	Increment No.	Increment Value Used
ANAMOSA CITY AG/ANAMOSA SCH/MEADOW RIDGE URBAN RENEWAL INCREMENT	53178	53179	0
ANAMOSA CITY/ANAMOSA SCH/MEADOW RIDGE URBAN RENEWAL INCREMENT	53180	53181	1,128,891

**Urban Renewal Area Value by Class - 1/1/2016 for FY 2018**

	Agricultural	Residential	Commercial	Industrial	Other	Military	Total	Gas/Electric Utility	Total
Assessed	0	1,985,880	0	0	0	-1,852	1,984,028	0	1,984,028
Taxable	0	1,130,743	0	0	0	-1,852	1,128,891	0	1,128,891
Homestead Credits									8

**TIF Sp. Rev. Fund Cash Balance as of 07-01-2017:** 24,009 81,400 **Amount of 07-01-2017 Cash Balance Restricted for LMI**

TIF Revenue: 0  
 TIF Sp. Revenue Fund Interest: 35,892  
 Property Tax Replacement Claims: 0  
 Asset Sales & Loan Repayments: 0  
**Total Revenue: 35,892**

Rebate Expenditures: 0  
 Non-Rebate Expenditures: 12,670  
 Returned to County Treasurer: 0  
**Total Expenditures: 12,670**

**TIF Sp. Rev. Fund Cash Balance as of 06-30-2018:** 47,231 81,400 **Amount of 06-30-2018 Cash Balance Restricted for LMI**

## Projects For ANAMOSA MEADOWRIDGE URBAN RENEWAL

### Meadow Ridge Development

Description:	Infrastructure Improvements
Classification:	Roads, Bridges & Utilities
Physically Complete:	Yes
Payments Complete:	No

### Eagleview Development Grant

Description:	Development of single family residential subdivision
Classification:	Residential property (classified residential)
Physically Complete:	Yes
Payments Complete:	No

## Debts/Obligations For ANAMOSA MEADOWRIDGE URBAN RENEWAL

### 2012 GO Bonds 2.625

Debt/Obligation Type:	Gen. Obligation Bonds/Notes
Principal:	194,000
Interest:	12,779
Total:	206,779
Annual Appropriation?:	No
Date Incurred:	05/30/2012
FY of Last Payment:	2022

### LMI Obligation

Debt/Obligation Type:	Outstanding LMI Housing
Principal:	Obligations
Interest:	81,400
Total:	0
Annual Appropriation?:	81,400
Date Incurred:	No
FY of Last Payment:	05/30/2012
	2999

**Non-Rebates For ANAMOSA MEADOWRIDGE URBAN RENEWAL**

TIF Expenditure Amount:	12,670
Tied To Debt:	2012 GO Bonds 2.625
Tied To Project:	Meadow Ridge Development



## Income Housing For ANAMOSA MEADOWRIDGE URBAN RENEWAL

Amount of FY 2018 expenditures that provide or aid in the provision of public improvements related to housing and residential development:	0
Lots for low and moderate income housing:	0
Construction of low and moderate income housing:	0
Grants, credits or other direct assistance to low and moderate income families:	0
Payments to a low and moderate income housing fund established by the municipality, including matching funds for any state or federal moneys used for such purposes:	0
Other low and moderate income housing assistance:	0

♣ Annual Urban Renewal Report, Fiscal Year 2017 - 2018

This Urban Renewal area was originally in the UR Corridor Area, but with amendment #2 to that UR Corridor Area it was removed and set up as a stand-alone UR Area - Meadowridge UR area.

256 Characters Left

Sum of Private Investment Made Within This Urban Renewal Area  
during FY 2018

Annual Urban Renewal Report, Fiscal Year 2017 - 2018

**TIF Taxing District Data Collection**

Local Government Name: ANAMOSA (53G492)  
 Urban Renewal Area: ANAMOSA MEADOWRIDGE URBAN RENEWAL (53012)  
 TIF Taxing District Name: ANAMOSA CITY AG/ANAMOSA SCH/MEADOW RIDGE URBAN RENEWAL INCREMENT  
 TIF Taxing District Inc. Number: 53179  
 TIF Taxing District Base Year: 2010  
 FY TIF Revenue First Received: 2013  
 Subject to a Statutory end date? Yes  
 Fiscal year this TIF Taxing District statutorily ends: 2023

UR Designation	
Slum	No
Blighted	No
Economic Development	08/2007

**TIF Taxing District Value by Class - 1/1/2016 for FY 2018**

	Agricultural	Residential	Commercial	Industrial	Other	Military	Total	Gas/Electric Utility	Total
Assessed	0	0	0	0	0	0	0	0	0
Taxable	0	0	0	0	0	0	0	0	0
Homestead Credits									0

	Frozen Base Value	Max Increment Value	Increment Used	Increment Not Used	Increment Revenue Not Used
Fiscal Year 2018	32,072	0	0	0	0

FY 2018 TIF Revenue Received: 0

**TIF Taxing District Data Collection**

Local Government Name: ANAMOSA (53G492)  
 Urban Renewal Area: ANAMOSA MEADOWRIDGE URBAN RENEWAL (53012)  
 TIF Taxing District Name: ANAMOSA CITY/ANAMOSA SCH/MEADOW RIDGE URBAN RENEWAL INCREMENT  
 TIF Taxing District Inc. Number: 53181  
 TIF Taxing District Base Year: 2010  
 FY TIF Revenue First Received: 2013  
 Subject to a Statutory end date? Yes  
 Fiscal year this TIF Taxing District statutorily ends: 2023

UR Designation	
Slum	No
Blighted	No
Economic Development	08/2007

**TIF Taxing District Value by Class - 1/1/2016 for FY 2018**

	Agricultural	Residential	Commercial	Industrial	Other	Military	Total	Gas/Electric Utility	Total
Assessed	0	1,985,880	0	0	0	-1,852	1,984,028	0	1,984,028
Taxable	0	1,130,743	0	0	0	-1,852	1,128,891	0	1,128,891
Homestead Credits									8

	Frozen Base Value	Max Increment Value	Increment Used	Increment Not Used	Increment Revenue Not Used
Fiscal Year 2018	529,568	1,128,891	1,128,891	0	0

FY 2018 TIF Revenue Received: 0

Annual Urban Renewal Report Fiscal Year 2017 - 2018

Urban Renewal Area Data Collection

Local Government Name: ANAMOSA (53G492)  
 Urban Renewal Area: ANAMOSA HWY 64E URBAN RENEWAL  
 UR Area Number: 53013

UR Area Creation Date: 06/2006

UR Area Purpose: See Urban Renewal Plan attached.

Tax Districts within this Urban Renewal Area	Base No.	Increment No.	Increment Value Used
ANAMOSA CITY AG/ANAMOSA SCH/HWY 64E URBAN RENEWAL INCREMENT	53172	53173	75,695
ANAMOSA CITY/ANAMOSA SCH/HWY 64E URBAN RENEWAL INCREMENT	53174	53175	1,408,560
FAIRVIEW TWP/ANAMOSA SCH/HWY 64E URBAN RENEWAL INCREMENT	53176	53177	77,610

Urban Renewal Area Value by Class - 1/1/2016 for FY 2018

	Agricultural	Residential	Commercial	Industrial	Other	Military	Total	Gas/Electric Utility	Total
Assessed	262,840	3,504,340	0	0	0	0	3,767,180	0	3,767,180
Taxable	124,847	1,995,340	0	0	0	0	2,120,187	0	2,120,187
Homestead Credits									13

TIF Sp. Rev. Fund Cash Balance as of 07-01-2017: 4,588 0 Amount of 07-01-2017 Cash Balance Restricted for LMI

TIF Revenue: 47,905  
 TIF Sp. Revenue Fund Interest: 0  
 Property Tax Replacement Claims: 0  
 Asset Sales & Loan Repayments: 0  
**Total Revenue: 47,905**

Rebate Expenditures: 0  
 Non-Rebate Expenditures: 10,231  
 Returned to County Treasurer: 0  
**Total Expenditures: 10,231**

TIF Sp. Rev. Fund Cash Balance as of 06-30-2018: 42,262 0 Amount of 06-30-2018 Cash Balance Restricted for LMI

## Projects For ANAMOSA HWY 64E URBAN RENEWAL

### Hwy 64

Description:	Extending Water & Sewer Mains to new development
Classification:	Roads, Bridges & Utilities
Physically Complete:	Yes
Payments Complete:	No

**Debts/Obligations For ANAMOSA HWY 64E URBAN RENEWAL**

**2,625,000 GO Debt**

Debt/Obligation Type:	Gen. Obligation Bonds/Notes
Principal:	173,200
Interest:	10,318
Total:	183,518
Annual Appropriation?:	No
Date Incurred:	05/30/2012
FY of Last Payment:	2022

**Non-Rebates For ANAMOSA HWY 64E URBAN RENEWAL**

TIF Expenditure Amount:	10,231
Tied To Debt:	2,625,000 GO Debt
Tied To Project:	Hwy 64

## Annual Urban Renewal Report, Fiscal Year 2017 - 2018

### TIF Taxing District Data Collection

Local Government Name: ANAMOSA (53G492)  
 Urban Renewal Area: ANAMOSA HWY 64E URBAN RENEWAL (53013)  
 TIF Taxing District Name: ANAMOSA CITY AG/ANAMOSA SCH/HWY 64E URBAN RENEWAL INCREMENT  
 TIF Taxing District Inc. Number: 53173  
 TIF Taxing District Base Year: 2010  
 FY TIF Revenue First Received: 2013  
 Subject to a Statutory end date? Yes  
 Fiscal year this TIF Taxing District statutorily ends: 2028

UR Designation	
Slum	No
Blighted	No
Economic Development	07/2006

### TIF Taxing District Value by Class - 1/1/2016 for FY 2018

	Agricultural	Residential	Commercial	Industrial	Other	Military	Total	Gas/Electric Utility	Total
Assessed	159,360	0	0	0	0	0	159,360	0	159,360
Taxable	75,695	0	0	0	0	0	75,695	0	75,695
Homestead Credits									0

	Frozen Base Value	Max Increment Value	Increment Used	Increment Not Used	Increment Revenue Not Used
Fiscal Year 2018	0	75,695	75,695	0	0

FY 2018 TIF Revenue Received: 1,331

### TIF Taxing District Data Collection

Local Government Name: ANAMOSA (53G492)  
 Urban Renewal Area: ANAMOSA HWY 64E URBAN RENEWAL (53013)  
 TIF Taxing District Name: ANAMOSA CITY/ANAMOSA SCH/HWY 64E URBAN RENEWAL INCREMENT  
 TIF Taxing District Inc. Number: 53175  
 TIF Taxing District Base Year: 2010  
 FY TIF Revenue First Received: 2013  
 Subject to a Statutory end date? Yes  
 Fiscal year this TIF Taxing District statutorily ends: 2028

UR Designation	
Slum	No
Blighted	No
Economic Development	07/2006

### TIF Taxing District Value by Class - 1/1/2016 for FY 2018

	Agricultural	Residential	Commercial	Industrial	Other	Military	Total	Gas/Electric Utility	Total
Assessed	0	3,350,880	0	0	0	0	3,350,880	0	3,350,880
Taxable	0	1,907,962	0	0	0	0	1,907,962	0	1,907,962
Homestead Credits									10

	Frozen Base Value	Max Increment Value	Increment Used	Increment Not Used	Increment Revenue Not Used
Fiscal Year 2018	1,942,320	1,408,560	1,408,560	0	0

FY 2018 TIF Revenue Received: 44,961



◆ Annual Urban Renewal Report, Fiscal Year 2017 - 2018

**TIF Taxing District Data Collection**

Local Government Name: ANAMOSA (53G492)  
 Urban Renewal Area: ANAMOSA HWY 64E URBAN RENEWAL (53013)  
 TIF Taxing District Name: FAIRVIEW TWP/ANAMOSA SCH/HWY 64E URBAN RENEWAL INCREMENT  
 TIF Taxing District Inc. Number: 53177  
 TIF Taxing District Base Year: 2010  
 FY TIF Revenue First Received: 2013  
 Subject to a Statutory end date? Yes  
 Fiscal year this TIF Taxing District statutorily ends: 2028

	UR Designation
Slum	No
Blighted	No
Economic Development	No

**TIF Taxing District Value by Class - 1/1/2016 for FY 2018**

	Agricultural	Residential	Commercial	Industrial	Other	Military	Total	Gas/Electric Utility	Total
Assessed	103,480	153,460	0	0	0	0	256,940	0	256,940
Taxable	49,152	87,378	0	0	0	0	136,530	0	136,530
Homestead Credits									

	Frozen Base Value	Max Increment Value	Increment Used	Increment Not Used	Increment Revenue Not Used
Fiscal Year 2018	179,330	77,610	77,610	0	0

FY 2018 TIF Revenue Received: 1,613



**CHANGE ORDER**  
For Local Public Agency Projects

No.: 7

Non-Substantial: ☒

Substantial: ☐

Administering Office  
Concurrence Date

Accounting ID No. (5-digit number): 34300

Project Number: STP-U-0165(605)-70-53

Kind of Work: PCC Pavement- Grade/Repair

Local Public Agency: City of Anamosa

Contractor: Horsfield Construction, Inc. & Subsidiary

Date Prepared: August 5, 2018

You are hereby authorized to make the following changes to the contract documents.

A - Description of change to be made:

8004 Add an item for "Price Adjustment - Slump Test Deviation". (Participating)

8005 Add an item for "Mobilizations, Erosion Control". (Participating)

B - Reason for change:

8004 A non-complying slump test was incorporated into the work for Bridge Approach so a price adjustment is required.  
8005 Since a storm water pollution prevention plan applies for the project, the contractor is to be paid for Erosion Control Mobilizations per Standard Specification 2602.

C - Settlement for cost(s) of change as follows with items addressed in Sections F and/or G:

8004 - Agreed Unit Price Credit.  $29.3 \text{ SY} * \$140.00/\text{SY} * 50\% \text{ Adjustment} = \$2,051.00 \text{ CR}$

8005 - Agreed Unit Price

D - Justification for cost(s) (See I.M. 3.805, Attachment D, Chapter 2.36, for acceptable justification):

8004 - Construction Manual Chapter 2, Appendix 2-34 (B)

8005 - Standard Specification 2602.05.B.1.

E - Contract time adjustment: ☒ No Working Days added ☐ Working Days added: \_\_\_\_\_ ☐ Unknown at this time

Justification for selection:



Accounting ID No.(5-digit number):34300

Change Order No.:7

## F - Items Included in contract:

Participating		Line Number	Item Description	For deductions enter as "x,xxx"		
Federal-aid	State-aid			Unit Price .xx	Quantity .xxx	Amount .xx
				Add Row	Delete Row	TOTAL

## G - Items not included in contract:

Participating		Change Number	Item Description	For deductions enter as "x,xxx"		
Federal-aid	State-aid			Unit Price .xx	Quantity .xxx	Amount .xx
x		8004	6200-5000021 Price Adj. - Slump Test Deviation	\$2,051.00	-1.000	-\$2,051.00
x		8005	2602-0010010 Mobilizations, Erosion Control	\$500.00	5.000	\$2,500.00
				Add Row	Delete Row	TOTAL

## H. Signatures

Agreed: Contractor \_\_\_\_\_ Date \_\_\_\_\_

Recommended: Project Engineer \_\_\_\_\_ Date \_\_\_\_\_

Approved: Person in Responsible Charge \_\_\_\_\_ Date \_\_\_\_\_ Other (optional) \_\_\_\_\_ Title \_\_\_\_\_ Date \_\_\_\_\_

Contracting Authority (optional) \_\_\_\_\_ Date \_\_\_\_\_ Other (optional) \_\_\_\_\_ Title \_\_\_\_\_ Date \_\_\_\_\_

Iowa DOT Administering Office \_\_\_\_\_ Date \_\_\_\_\_

Approval is contingent upon funds being available under the existing project agreement or upon additional Federal-aid funds being made available by a modified project agreement.

FHWA Concurrence: Federal Highway Division Administration \_\_\_\_\_ Date \_\_\_\_\_  
(if required)

DISTRIBUTION (after fully executed on LPA projects): Original - Finance; Copies - Contractor, Project Engineer, Contracting Authority, Administering Office.

Date distributed: \_\_\_\_\_ Initials: \_\_\_\_\_ Page 2 of 2

**RESOLUTION 2018-\_\_**

***RESOLUTION APPROVING AND ACCEPTING THE WORK DONE BY  
HORSFIELD CONSTRUCTION FOR THE 2017 STP STREET PROJECT***

***WHEREAS***, the City of Anamosa City Council approved a contract with Horsfield Construction for improvements to be completed on the 2017 STP Street Project; and

***WHEREAS***, in that contract, Horsfield Construction agreed to complete said improvements on the streets within the project; and

***WHEREAS***, said work has been substantially completed and the work inspected by engineers, MMS Consultants, who are recommending acceptance of the work.

***NOW, THEREFORE, BE IT RESOLVED BY THE CITY COUNCIL OF ANAMOSA, IOWA***, that the City of Anamosa City Council does hereby accept the work completed by Horsfield Construction on the 2017 STP Street Project and per the terms of the contract will release the retainage as all lien waivers have been received and reviewed by the engineer.

***PASSED AND APPROVED*** this 26<sup>th</sup> day of November, 2018.

**APPROVAL BY MAYOR**

I hereby approve the foregoing **Resolution No. 2018-\_\_** by affixing below my official signature as Mayor of the City of Anamosa, Iowa, this 26<sup>th</sup> day November, 2018.

\_\_\_\_\_  
Dale Barnes, Mayor

ATTEST:

\_\_\_\_\_  
Tammy Coons, City Clerk

**CONSTRUCTION PROGRESS PAYMENT**

Project Description	Elm Street Reconstruction	PN:	STP-U-0165(605)--70-53
Contract Date	8-May-17		
Contractor:	Horsfield Construction, Inc.	Owner:	City of Anamosa
Address:	505 East Main Street P.O. Bix 305	Address:	107 South Ford Street
City, St., Zip:	Epworth, Iowa 52045	City, St., Zip:	Anamosa, IA 52205
Phone:	563-876-3335	Phone:	319-462-6055
Fax:	563-876-3487	Fax:	319-462-6081

Estimate #	5	FOR PERIOD:	Owner PN
	<input type="checkbox"/> Partial Payment	FROM: 10/16/17	Federal PN
	<input checked="" type="checkbox"/> Final Payment	TO: 10/28/17	State PN

Base Contract Price	\$699,282.41	Materials on Hand	\$ -
Change #	1	Construction Completed	\$703,383.49
Change #	2	Total Earned	\$703,383.49
Change #	3	Less Retainage	
Change #	4	Less Previous Payment	\$688,954.24
Change #	5	Amount Due This Est	\$14,429.25
Change #	6	% Complete	97.1%
Change #	7		
Total Contract	\$724,238.44		

Requested by:	Cody Lawler	Approved by:	
Title:	Project Manager	Title:	
Date:		Date:	
Recommended by:	Scott Pottorff	Attested by:	
Title:	Project Engineer	Title:	
Date:		Date:	

## Elm Street Reconstruction Project

Pay Estimate No.:	5
Payable to:	Horsfield Construction, Inc.
Date:	September 17, 2018
Week Ending:	October 27, 2017

Item No.	Item Description	Units	Contract Quantity	Unit Price	Contract Amount	Quantity Estimate	Amount Estimate	To Date Quantity	To Date Amount
0010	2101-0809020	Carpeting and Grubbing	1047	\$46.00	\$48,162.00	-	-	97.00	\$4,380.00
0010	2020-2102-2712000	Excavations, Class 1.5, Width **	1772.72	\$25.00	\$44,318.00	-	-	1,971.74	\$49,296.25
0030	2105-8420005	Topsoil, Fertilized and Peat	CV	\$80.00	\$0.00	-	-	-	-
0040	2107-0870000	Corruption, with Medium and Density Control	CV	1180	\$22.60	\$10,568.00	-	-	-
0050	2115-0100000	Modified Subbase **	CV	4885	\$3.30	\$4,077.60	-	-	-
0050	2115-0100000	Modified Subbase **	CV	1445.72	\$29.00	\$42,216.88	-	-	-
0060	2121-7420010	Gravel, 1/2" to 3/4"	Ton	190	\$25.00	\$3,750.00	-	-	-
0060	2121-7420010	Gravel, 1/2" to 3/4"	Ton	288	\$33.00	\$9,564.00	-	-	-
0060	2051-0809020	Bridge Approach, Bit-201	SV	697.3	\$39.20	\$27,335.16	-	-	-
0060	2051-0809020	Bridge Approach, Bit-201	SV	697.3	\$39.20	\$27,335.16	-	-	-
0100	2050-1031000	HMA ST Base, 1/2"	Ton	70	\$125.00	\$8,750.00	-	-	-
0110	2050-1031000	HMA ST Surface, 1/2", No Friction	Ton	35	\$125.00	\$4,375.00	-	-	-
0120	2050-1290003	Asphalt Binder, PG 58-28B	Ton	6	\$340.00	\$2,040.00	-	-	-
0140	2061-7200100	Asphalt Concrete, Class A Crushed Stone	Ton	28	\$25.00	\$700.00	16.69	(\$1,725)	\$77.50
0140	2061-7200100	Asphalt Concrete, Class A Crushed Stone	Ton	405	\$25.00	\$10,125.00	-	-	-
0160	2435-0142000	Marble, Storm Sewer, SV-422, 40"x48"	Each	1	\$3,000.00	\$3,000.00	-	-	-
0160	2435-0250000	Marble, Storm Sewer, SV-505	Each	1	\$3,500.00	\$3,500.00	-	-	-
0170	2435-0250700	Infinte, SV-507	Each	1	\$2,400.00	\$2,400.00	-	-	-
0180	2435-0250000	Infinte, SV-509	Each	1	\$2,400.00	\$2,400.00	-	-	-
0180	2435-0250000	Infinte, SV-512, 24"	Each	1	\$1,400.00	\$1,400.00	-	-	-
0200	2435-0250100	Infinte, SV-513	Each	1	\$1,400.00	\$1,400.00	-	-	-
0210	2435-0250200	Infinte, SV-522 Extensio Unit	Each	5	\$1,500.00	\$7,500.00	-	-	-
0220	2435-0250100	Infinte, SV-545	Each	5	\$3,600.00	\$18,000.00	-	-	-
0230	2435-0250000	Minorside Adjustment, Minor	Each	4	\$1,000.00	\$4,000.00	-	-	-
0240	2502-4812304	Suburban, Standard, Prefabricat, 4"	LF	1681	\$1,157.00	\$1,950.00	-	-	-
0240	2502-4812304	Suburban, Standard, Prefabricat, 4"	LF	2	\$700.00	\$1,400.00	-	-	-
0250	2502-5501000	Storm Sewer, Trrenched, RCP 20000 CL III, 12"	LF	103	\$40.00	\$4,120.00	-	-	-
0270	2503-0114212	Storm Sewer, Trrenched, RCP 20000 CL III, 12"	LF	103	\$40.00	\$4,120.00	-	-	-
0280	2503-0114218	Storm Sewer, Trrenched, RCP 20000 CL III, 15"	LF	19	\$40.00	\$760.00	-	-	-
0290	2503-0114224	Storm Sewer, Trrenched, RCP 20000 CL III, 15"	LF	270	\$38.00	\$10,260.00	-	-	-
0300	2503-0114228	Storm Sewer, Trrenched, RCP 20000 CL III, 15"	LF	794	\$38.00	\$30,172.00	-	-	-
0310	2503-0200000	Removal of Storm Sewer less than 36"	LF	46	\$10.00	\$460.00	-	-	-
0320	2503-0200000	Removal of Storm Sewer less than 36"	LF	46	\$10.00	\$460.00	-	-	-
0330	2503-0200000	Removal of Storm Sewer less than 36"	LF	46	\$10.00	\$460.00	-	-	-
0340	2503-0200000	Removal of Storm Sewer less than 36"	LF	46	\$10.00	\$460.00	-	-	-
0350	2503-0200000	Removal of Storm Sewer less than 36"	LF	46	\$10.00	\$460.00	-	-	-
0360	2503-0200000	Removal of Storm Sewer less than 36"	LF	46	\$10.00	\$460.00	-	-	-
0370	2503-0200000	Removal of Storm Sewer less than 36"	LF	46	\$10.00	\$460.00	-	-	-
0380	2503-0200000	Removal of Storm Sewer less than 36"	LF	46	\$10.00	\$460.00	-	-	-
0390	2503-0200000	Removal of Storm Sewer less than 36"	LF	46	\$10.00	\$460.00	-	-	-
0400	2503-0200000	Removal of Storm Sewer less than 36"	LF	46	\$10.00	\$460.00	-	-	-
0410	2503-0200000	Removal of Storm Sewer less than 36"	LF	46	\$10.00	\$460.00	-	-	-
0420	2503-0200000	Removal of Storm Sewer less than 36"	LF	46	\$10.00	\$460.00	-	-	-
0430	2503-0200000	Removal of Storm Sewer less than 36"	LF	46	\$10.00	\$460.00	-	-	-
0440	2503-0200000	Removal of Storm Sewer less than 36"	LF	46	\$10.00	\$460.00	-	-	-
0450	2503-0200000	Removal of Storm Sewer less than 36"	LF	46	\$10.00	\$460.00	-	-	-
0460	2503-0200000	Removal of Storm Sewer less than 36"	LF	46	\$10.00	\$460.00	-	-	-
0470	2503-0200000	Removal of Storm Sewer less than 36"	LF	46	\$10.00	\$460.00	-	-	-
0480	2503-0200000	Removal of Storm Sewer less than 36"	LF	46	\$10.00	\$460.00	-	-	-
0490	2503-0200000	Removal of Storm Sewer less than 36"	LF	46	\$10.00	\$460.00	-	-	-
0500	2503-0200000	Removal of Storm Sewer less than 36"	LF	46	\$10.00	\$460.00	-	-	-
0510	2503-0200000	Removal of Storm Sewer less than 36"	LF	46	\$10.00	\$460.00	-	-	-
0520	2503-0200000	Removal of Storm Sewer less than 36"	LF	46	\$10.00	\$460.00	-	-	-
0530	2503-0200000	Removal of Storm Sewer less than 36"	LF	46	\$10.00	\$460.00	-	-	-
0540	2503-0200000	Removal of Storm Sewer less than 36"	LF	46	\$10.00	\$460.00	-	-	-
0550	2503-0200000	Removal of Storm Sewer less than 36"	LF	46	\$10.00	\$460.00	-	-	-
0560	2503-0200000	Removal of Storm Sewer less than 36"	LF	46	\$10.00	\$460.00	-	-	-
0570	2503-0200000	Removal of Storm Sewer less than 36"	LF	46	\$10.00	\$460.00	-	-	-
0580	2503-0200000	Removal of Storm Sewer less than 36"	LF	46	\$10.00	\$460.00	-	-	-
0590	2503-0200000	Removal of Storm Sewer less than 36"	LF	46	\$10.00	\$460.00	-	-	-
0600	2503-0200000	Removal of Storm Sewer less than 36"	LF	46	\$10.00	\$460.00	-	-	-
0610	2503-0200000	Removal of Storm Sewer less than 36"	LF	46	\$10.00	\$460.00	-	-	-
0620	2503-0200000	Removal of Storm Sewer less than 36"	LF	46	\$10.00	\$460.00	-	-	-
0630	2503-0200000	Removal of Storm Sewer less than 36"	LF	46	\$10.00	\$460.00	-	-	-
0640	2503-0200000	Removal of Storm Sewer less than 36"	LF	46	\$10.00	\$460.00	-	-	-
0650	2503-0200000	Removal of Storm Sewer less than 36"	LF	46	\$10.00	\$460.00	-	-	-
0660	2503-0200000	Removal of Storm Sewer less than 36"	LF	46	\$10.00	\$460.00	-	-	-
0670	2503-0200000	Removal of Storm Sewer less than 36"	LF	46	\$10.00	\$460.00	-	-	-
0680	2503-0200000	Removal of Storm Sewer less than 36"	LF	46	\$10.00	\$460.00	-	-	-
0690	2503-0200000	Removal of Storm Sewer less than 36"	LF	46	\$10.00	\$460.00	-	-	-
0700	2503-0200000	Removal of Storm Sewer less than 36"	LF	46	\$10.00	\$460.00	-	-	-
0710	2503-0200000	Removal of Storm Sewer less than 36"	LF	46	\$10.00	\$460.00	-	-	-
0720	2503-0200000	Removal of Storm Sewer less than 36"	LF	46	\$10.00	\$460.00	-	-	-
0730	2503-0200000	Removal of Storm Sewer less than 36"	LF	46	\$10.00	\$460.00	-	-	-
0740	2503-0200000	Removal of Storm Sewer less than 36"	LF	46	\$10.00	\$460.00	-	-	-
0750	2503-0200000	Removal of Storm Sewer less than 36"	LF	46	\$10.00	\$460.00	-	-	-
0760	2503-0200000	Removal of Storm Sewer less than 36"	LF	46	\$10.00	\$460.00	-	-	-
0770	2503-0200000	Removal of Storm Sewer less than 36"	LF	46	\$10.00	\$460.00	-	-	-
0780	2503-0200000	Removal of Storm Sewer less than 36"	LF	46	\$10.00	\$460.00	-	-	-
0790	2503-0200000	Removal of Storm Sewer less than 36"	LF	46	\$10.00	\$460.00	-	-	-
0800	2503-0200000	Removal of Storm Sewer less than 36"	LF	46	\$10.00	\$460.00	-	-	-
0810	2503-0200000	Removal of Storm Sewer less than 36"	LF	46	\$10.00	\$460.00	-	-	-
0820	2503-0200000	Removal of Storm Sewer less than 36"	LF	46	\$10.00	\$460.00	-	-	-
0830	2503-0200000	Removal of Storm Sewer less than 36"	LF	46	\$10.00	\$460.00	-	-	-
0840	2503-0200000	Removal of Storm Sewer less than 36"	LF	46	\$10.00	\$460.00	-	-	-
0850	2503-0200000	Removal of Storm Sewer less than 36"	LF	46	\$10.00	\$460.00	-	-	-
0860	2503-0200000	Removal of Storm Sewer less than 36"	LF	46	\$10.00	\$460.00	-	-	-
0870	2503-0200000	Removal of Storm Sewer less than 36"	LF	46	\$10.00	\$460.00	-	-	-
0880	2503-0200000	Removal of Storm Sewer less than 36"	LF	46	\$10.00	\$460.00	-	-	-
0890	2503-0200000	Removal of Storm Sewer less than 36"	LF	46	\$10.00	\$460.00	-	-	-
0900	2503-0200000	Removal of Storm Sewer less than 36"	LF	46	\$10.00	\$460.00	-	-	-
0910	2503-0200000	Removal of Storm Sewer less than 36"	LF	46	\$10.00	\$460.00	-	-	-
0920	2503-0200000	Removal of Storm Sewer less than 36"	LF	46	\$10.00	\$460.00	-	-	-
0930	2503-0200000	Removal of Storm Sewer less than 36"	LF	46	\$10.00	\$460.00	-	-	-
0940	2503-0200000	Removal of Storm Sewer less than 36"	LF	46	\$10.00	\$460.00	-	-	-
0950	2503-0200000	Removal of Storm Sewer less than 36"	LF	46	\$10.00	\$460.00	-	-	-
0960	2503-0200000	Removal of Storm Sewer less than 36"	LF	46	\$10.00	\$460.00	-	-	-
0970	2503-0200000	Removal of Storm Sewer less than 36"	LF	46	\$10.00	\$460.00	-	-	-
0980	2503-0200000	Removal of Storm Sewer less than 36"	LF	46	\$10.00	\$460.00	-	-	-
0990	2503-0200000	Removal of Storm Sewer less than 36"	LF	46	\$10.00	\$460.00	-	-	-
1000	2503-0200000	Removal of Storm Sewer less than 36"	LF	46	\$10.00	\$460.00	-	-	-
1010	2503-0200000	Removal of Storm Sewer less than 36"	LF	46	\$10.00	\$460.00	-	-	-
1020	2503-0200000	Removal of Storm Sewer less than 36"	LF	46	\$10.00	\$460.00	-	-	-
1030	2503-0200000	Removal of Storm Sewer less than 36"	LF	46	\$10.00	\$460.00	-	-	-
1040	2503-0200000	Removal of Storm Sewer less than 36"	LF	46	\$10.00	\$460.00	-	-	-
1050	2503-0200000	Removal of Storm Sewer less than 36"	LF	46	\$10.00	\$460.00	-	-	-
1060	2503-0200000	Removal of Storm Sewer less than 36"	LF	46	\$10.00	\$460.00	-	-	-
1070	2503-0200000	Removal of Storm Sewer less than 36"	LF	46	\$10.00	\$460.00	-	-	-
1080	2503-0200000	Removal of Storm Sewer less than 36"	LF	46	\$10.00	\$460.00	-	-	-
1090	2503-0200000	Removal of Storm Sewer less than 36"	LF	46	\$10.00	\$460.00	-	-	-
1100	2503-0200000	Removal of Storm Sewer less than 36"	LF	46	\$10.00	\$460.00	-	-	-
1110	2503-0200000	Removal of Storm Sewer less than 36"	LF	46	\$10.00	\$460.00	-	-	-
1120	2503-0200000	Removal of Storm Sewer less than 36"	LF	46	\$10.00	\$460.00	-	-	-
1130	2503-0200000	Removal of Storm Sewer less than 36"	LF	46	\$10.00	\$460.00	-	-	-
1140	2503-0200000	Removal of Storm Sewer less than 36"	LF	46	\$10.00	\$460.00	-	-	-
1150	2503-0200000	Removal of Storm Sewer less than 36"	LF	46	\$10.00	\$460.00	-	-	-
1160	2503-0200000	Removal of Storm Sewer less than 36"	LF	46	\$10.00	\$460.00	-	-	-
1170	2503-0200000	Removal of Storm Sewer less than 36"	LF	46	\$10.00	\$460.00	-	-	-
1180	2503-0200000	Removal of Storm Sewer less than 36"	LF	46	\$10.00	\$460.00	-	-	-
1190	2503-0200000	Removal of Storm Sewer less than 36"	LF	46	\$10.00	\$460.00	-	-	-
1200	2503-0200000	Removal of Storm Sewer less than 36"	LF	46	\$10.00	\$460.00	-	-	-
1210	2503-0200000	Removal of Storm Sewer less than 36"	LF	46	\$10.00	\$460.00	-	-	-
1220	2503-0200000	Removal of Storm Sewer less than 36"	LF	46	\$10.00	\$460.00	-	-	-
1230	2503-0200000	Removal of Storm Sewer less than 36"	LF	46	\$10.00	\$460.00	-	-	-
1240	2503-0200000	Removal of Storm Sewer less than 36"	LF	46	\$10.00	\$460.00	-	-	-
1250	2503-0200000	Removal of Storm Sewer less than 36"	LF	46	\$10.00	\$460.00	-	-	-
1260	2503-0200000	Removal of Storm Sewer less than 36"	LF	46	\$10.00	\$460.00	-	-	-
1270	2503-0200000	Removal of Storm Sewer less than 36"	LF	46	\$10.00				

Item No.	Item Description	Unit	Contract Quantity	Unit Price	Contract Amount	Quantity This Estimate	Amount This Estimate	To Date Quantity	To Date Amount
0402	2508-4446110	Block	26	\$400.00	\$10,400.00	-	\$-	1.00	\$ 9,000.00
0430	2503-4800005	Modification	1	\$20,000.00	\$20,000.00	-	\$-	1.00	\$ 20,000.00
0440	2601-2634150	Monoling, Wood Caulkless Filter	LS	\$1,500.00	\$1,500.00	-	\$-	0.53	\$ 795.00
0450	2601-2634644	Sealing and Filling (Urban)	Acres	\$2,200.00	\$2,200.00	-	\$-	0.53	\$ 1,166.00
0460	2602-0000038	Remove Sediment Control Device, P	LF	\$2.50	\$2.50	-	\$-	-	\$-
0470	2602-0000050	Remove of Perimeter Sediment Control Device	LF	\$1.00	\$1.00	-	\$-	-	\$-
	<b>TOTAL CONTRACT</b>				<b>\$ 726,822.39</b>		<b>\$ (4,684.79)</b>		<b>\$ 724,797.35</b>
8002	2301-4501122	PCC Pavement Stripover	LS	\$1,000.00	\$1,000.00	-	\$-	1.00	\$ 1,000.00
	<b>TOTAL CHANGE C.O. #3</b>				<b>\$ 1,000.00</b>		<b>\$-</b>		<b>\$ 1,000.00</b>
8003	2301-7000110	PCC Pavement Thickness Increase	LS	\$7,167.14	\$7,167.14	1.00	\$ 7,167.14	1.00	\$ 7,167.14
8004	6300-1100010	Unfinished Concrete	DAYS	\$1,000.00	\$1,000.00	10.00	\$ 10,000.00	10.00	\$ 10,000.00
	<b>TOTAL CHANGE C.O. #5</b>				<b>\$ (4,633.80)</b>		<b>\$ (4,633.80)</b>		<b>\$ (4,633.80)</b>
8004	6200-5000021	Price Adjustment - Pump Test Deviation	LS	\$3,067.00	\$3,067.00	1.00	\$ (2,051.00)	1.00	\$ (2,051.00)
8005	2602-0010010	Remove Control Modifications	LS	\$500.00	\$500.00	5.00	\$ 2,500.00	5.00	\$ 2,500.00
	<b>TOTAL CHANGE C.O. #7</b>				<b>\$ 440.00</b>		<b>\$ 440.00</b>		<b>\$ 440.00</b>
	<b>TOTAL CONTRACT WITH CHANGE ORDERS</b>				<b>\$ 724,238.44</b>		<b>\$ (6,778.61)</b>		<b>\$ 793,383.49</b>

* Bid Items Changed with Change Order #2		
** Bid Items Changed with Change Order #4		
*** Bid Items Changed with Change Order #6		
Pay Estimate #1	\$ 186,173.56	
Pay Estimate #2	\$ 394,842.93	
Pay Estimate #3	\$ 177,466.61	
Pay Estimate #4	\$ 70,446.61	
<b>Total Value of Completed Work Less Retainage</b>	<b>\$ 753,333.49</b>	
<b>Previous Payments</b>	<b>\$ 688,894.24</b>	
<b>Current Payment Due</b>	<b>\$ 14,432.25</b>	

**RESOLUTION NO. 2018-\_\_**

**Resolution Authorizing Economic Development Forgivable Loan Agreement  
with Charlotte Scheckel**

WHEREAS, Chapter 15A of the Code of Iowa ("Chapter 15A") declares that economic development is a public purpose for which a city may provide grants, loans, guarantees and other financial assistance to or for the benefit of private persons; and

WHEREAS, Chapter 15A requires that before public funds are used for grants, loans or other financial assistance, a city council must determine that a public purpose will reasonably be accomplished by the spending or use of those funds; and

WHEREAS, Chapter 15A requires that, in determining whether funds should be spent, a city council must consider any or all of a series of factors; and

WHEREAS, the City has proposed to undertake the funding of an economic development forgivable loan (the "Forgivable Loan") to Charlotte Scheckel (the "Developer") in connection with the renovation of the property situated at 101 ½ East Main Street in the City (the "Project") for the provision of safe and affordable housing for people of low and moderate income; and

NOW, THEREFORE, IT IS RESOLVED by the City Council of the City of Anamosa, Iowa, as follows:

Section 1. Pursuant to the factors listed in Chapter 15A, the City Council hereby finds that:

a) The Project will add diversity and generate new opportunities for the Anamosa and Iowa economies;

b) The Project will generate public gains and benefits, which are warranted in comparison to the amount of the proposed Forgivable Loan;

Section 2. The City Council further finds that a public purpose will reasonably be accomplished by making the Forgivable Loan in connection with the Project.

Section 3. The Forgivable Loan in an amount not to exceed \$7,500, without interest, is hereby approved, subject to the terms and conditions set out in the forgivable loan agreement (the "Forgivable Loan Agreement") to be entered into by the Developer and the City. The City Administrator, with advice from bond counsel to the City, is hereby authorized and directed to prepare any additional documentation and to make such changes to the Forgivable Loan Agreement as are deemed necessary to carry out the purposes of this Resolution. The Mayor and the City Clerk are hereby authorized execute such documents as may be necessary to implement the Forgivable Loan approved herein, including the Forgivable Loan Agreement, in substantially the form as has been presented to this City Council. The Forgivable Loan will be funded with funds accumulated in the City's LMI Set Aside Fund.



Section 4. All resolutions or parts thereof in conflict herewith, are hereby repealed, to the extent of such conflict.

Passed and Approved this November 26, 2018.

---

Dale Barnes, Mayor

Attest:

---

Tammy Coons City Cler

NOVEMBER 2018  
COUNCIL VOUCHERS

CHECK	DATE	VENDOR	VENDOR #	DESCRIPTION	AMOUNT	INVOICE	EXPENDITURE #
62503	11/26/2018	ADT SECURITY SERVICE	5736	QTR SECURITY SVS WTR PLT	74.16		51.00.3.5100.320000
62504	11/26/2018	AMERICAN CARNAVAL MA	5956	PIZZA - SPOOK PARADE	785.35	238123	01.42.2.4042.320015
62505	11/26/2018	ANAMOSA CHAMBER OF C	173	1ST QTR FY 19 CONTR	4,215.34		01.00.4.8001.290000
62506	11/26/2018	ANAMOSA PUBLICATIONS	5299	09/24 REG COUNCIL MTG	49.34	50357	01.00.4.8004.210001
62506	11/26/2018	ANAMOSA PUBLICATIONS	5299	SEP CLAIMS PAID	64.25	50495	01.00.4.8004.210001
62506	11/26/2018	ANAMOSA PUBLICATIONS	5299	HALLOWEEN/HOLIDAY AD	752.00	50507	01.42.2.4042.210000
62506	11/26/2018	ANAMOSA PUBLICATIONS	5299	REVOVE CEM FLOWERS	120.00	50544	01.57.3.5700.320010
62507	11/26/2018	ANAMOSA STATE PENITE	4787	INMATE LABOR	985.59	*CHECK	TOTAL
62507	11/26/2018	ANAMOSA STATE PENITE	4787	INMATE LABOR	65.00		01.70.3.7000.220021
62507	11/26/2018	ANAMOSA STATE PENITE	4787	INMATE LABOR	95.00		52.00.3.5200.220000
					210.00	3729	01.43.2.4043.230052
					370.00	*CHECK	TOTAL
62508	11/26/2018	APPARATUS TESTING SE	5491	2 - PUMP CERTIFICATION	580.00		132 01.14.1.1114.260000
62509	11/26/2018	ASCAP	6031	ANNUAL MUSIC LICENSE	348.00		01.00.4.8001.380010
62510	11/26/2018	ATLANTIC COCA-COLA	47	POP RESALE	375.57	449882	01.43.2.4043.321000
62510	11/26/2018	ATLANTIC COCA-COLA	47	POP RESALE	255.32	459064	01.43.2.4043.321000
					630.89	*CHECK	TOTAL
62511	11/26/2018	BANOWETZ LUMBER COMP	5731	OSB	11367	06.00.3.7000.310060	
62512	11/26/2018	BARD CONCRETE	189	CEMENT BLOCKS WWTP	106.00	338530	51.00.3.5100.360020
62513	11/26/2018	BARRON MOTOR SUPPLY	191	TRUCK PARTS	48.35	243419	01.00.2.4001.330000
62513	11/26/2018	BARRON MOTOR SUPPLY	191	BATTERY	103.78	243619	06.00.3.7000.265000
62513	11/26/2018	BARRON MOTOR SUPPLY	191	CORE CREDIT	15.00	243668	06.00.3.7000.265000
					137.13	*CHECK	TOTAL
62514	11/26/2018	BRECKE MECHANICAL CO	4717	CONVEYOR BELT REPAIR	10,311.03	47286	52.00.3.5200.260000
62515	11/26/2018	BROKAW/NICK	6032	REIMB: MILEAGE TRAINING	32.15		01.00.1.1111.280020
62515	11/26/2018	BROKAW/NICK	6032	REIMB: FUEL TRAINING	18.00		01.00.1.1111.330010
					50.15	*CHECK	TOTAL
62516	11/26/2018	BROWN SUPPLY CO., IN	4421	PARTS	33.00	86290	06.00.3.7000.310060
62516	11/26/2018	BROWN SUPPLY CO., IN	4421	PARTS	66.15	88443	51.00.3.5100.320010
62516	11/26/2018	BROWN SUPPLY CO., IN	4421	FLAGS	180.00	88755	51.00.3.5100.320010
62516	11/26/2018	BROWN SUPPLY CO., IN	4421	PARTS	134.00	88803	51.00.3.5100.320010
					413.15	*CHECK	TOTAL
62517	11/26/2018	BUNTING/DON	5402	REIMB: ABORETUM PLANTS	135.60		01.00.2.4041.310040
62518	11/26/2018	C.J. COOPER & ASSOCI	4209	ANNUAL ADMIN FEE	85.00	128646	01.00.4.8004.220000
62519	11/26/2018	CASEY'S GENERAL STOR	3169	PIZZA	136.11		01.42.2.4042.320015
62519	11/26/2018	CASEY'S GENERAL STOR	3169	OCT FUEL:P&R 65.64 GA	205.32		01.00.2.4001.330010
62519	11/26/2018	CASEY'S GENERAL STOR	3169	OCT FUEL PD: 5.94 GAL	16.95		01.00.1.1111.330010
					358.38	*CHECK	TOTAL
62520	11/26/2018	CITIZENS SAVINGS BAN	210	DEPOSIT TICKETS - CH	163.07		01.00.4.8004.320010
62521	11/26/2018	CLIFTON LARSON ALLEN	5531	FY 18 AUDIT PROGRESS BILL	1,800.00	1937460	01.00.4.8004.220040
62522	11/26/2018	CONJUGENT ENTERPRICE	3981	MONTHLY CONTRACT10/18	3,251.95	1494371	01.00.4.8004.230090
62523	11/26/2018	COONS/TAMMY	4499	MUG REIMB: IMFOA CONF	178.76		01.00.4.8004.280020
62524	11/26/2018	CORE & MAIN LP	5948	PARTS - AEROMOD AIR L	711.00	J695037	52.00.3.5200.360010
62525	11/26/2018	CORPSTEIN/JULIE	0.07156	RPL LOST CK VD CD REF	72.83		51.00.6.1700
62526	11/26/2018	CREATIVE FORMS & CON	4431	REMINDER NOTICES	394.69	116642	51.00.3.5100.320011
62526	11/26/2018	CREATIVE FORMS & CON	4431	REMINDER NOTICE	394.69	116642	52.00.3.5200.320011
62526	11/26/2018	CREATIVE FORMS & CON	4431	UB BILLS	946.32	116643	51.00.3.5100.320011
62526	11/26/2018	CREATIVE FORMS & CON	4431	UB BILLS	946.32	116643	52.00.3.5200.320011
					2,682.02	*CHECK	TOTAL
62527	11/26/2018	CUSTOM CONVEYOR CORP	5576	REPAIR ROLLERS BELT	1,497.05	1656	52.00.3.5200.260000
62528	11/26/2018	CUSTOM HOSE & SUPPLI	3117	RPR HOSE END JETTER	9.51	977150	52.00.3.5200.260055
62529	11/26/2018	CYRIL FROMMELT	5365	TREE TRIM N DAVIS	225.00	1495	01.00.3.5400.237000
62530	11/26/2018	DECIOUS/LYNN	0.07157	UB REF OVPD 300004000	47.00		51.00.3.5100.920000
62530	11/26/2018	DECIOUS/LYNN	0.07157	REF UB OVPMT 300004000	3.35		51.00.3.5100.920000
					50.35	*CHECK	TOTAL
62531	11/26/2018	FAREWAY STORES, INC.	4334	DRINKING WATER	11.96		51.00.3.5100.302000
62532	11/26/2018	FAREWAY STORES, INC.	4334	SUPP EDINBURGH	127.09		01.42.2.4042.320015
62532	11/26/2018	FAREWAY STORES, INC.	4334	HALLOWEEN SUPP	233.85		01.42.2.4042.320015
					360.94	*CHECK	TOTAL
62533	11/26/2018	GALL'S INC.	3059	JCIET EQUIP	58.90	10893837	01.00.1.1111.320060
62533	11/26/2018	GALL'S INC.	3059	UNIFORM SHIRTS	107.98	10956099	01.00.1.1111.180001
62533	11/26/2018	GALL'S INC.	3059	UNIFORM SHIRTS	107.98	10956267	01.00.1.1111.180001
					274.86	*CHECK	TOTAL
62534	11/26/2018	HACH COMPANY	703	ASORBIC ACID	37.29	11200537	51.00.3.5100.320000
62535	11/26/2018	HUPZ SAFETY	5942	4 - INSULATED UNERS	240.00	657	06.00.3.7000.180001
62536	11/26/2018	HOLIDAY INN AIRPORT	230	BOOKING IMFOA CONF CO	201.60	83144	01.00.4.8004.280010
62537	11/26/2018	HOME DECORATING CENT	3615	PAINT	33.21	99079	01.43.2.4043.320090
62538	11/26/2018	HORSFIELD CONSTRUCT	3629	5TH PAY REQ 2017 STP PRJ	14,429.25		70.09.8.9070.520000
62539	11/26/2018	HOWARD R GREEN	4946	ENG WELL SITING STUDY	560.00	122054	51.00.3.5100.220020
62539	11/26/2018	HOWARD R GREEN	4946	ENG: WTR TRMT PLT	15,896.72	122069	71.05.8.9051.220020

NOVEMBER 2018  
COUNCIL VOUCHERS

62539	11/26/2018	HOWARD R GREEN	4946	ENG: WTR TRMT PLT	1,782.50	122311	71.05.8.9051.220020
62539	11/26/2018	HOWARD R GREEN	4946	ENG: WTR TRMT PLT E	8,538.15	122646	71.05.8.9051.220020
				26,777.37	*CHECK	TOTAL	
62540	11/26/2018	IA WORKFORCE DEVELOP	5298	UNEMPLOYMENT K HERMAN	5,390.00	52.00.3.5200.170001	
62541	11/26/2018	INFRASTRUCTURE TECHN	5184	COMP CONSULT/NEW ACCT	150.00	19344	01.00.1.1111.268010
62541	11/26/2018	INFRASTRUCTURE TECHN	5184	EMAIL SVHANGE/BU	171.00	19345	01.00.1.1111.268010
62541	11/26/2018	INFRASTRUCTURE TECHN	5184	BACK UP/CONSULT	151.00	19547	01.00.1.1111.230090
62541	11/26/2018	INFRASTRUCTURE TECHN	5184	WEBSITE	25.00	19562	01.00.4.8004.230090
				497.00	*CHECK	TOTAL	
62542	11/26/2018	IOWA ASSOC. OF MUNIC	96	ECIASIO DUES OCT-DEC	2,425.44	17969	51.00.3.5100.220001
62543	11/26/2018	IOWA LAW ENFORCEMENT	3600	RECRT INSTRUC - HOYT	125.00	310999	01.00.1.1111.280010
62544	11/26/2018	IOWA PRISON INDUSTRI	75	BUSINESS CARDS J HENSON	45.00	729567	51.00.3.5100.350000
62544	11/26/2018	IOWA PRISON INDUSTRI	75	AIR FILTERS	164.40	87870	51.00.3.5100.360020
62544	11/26/2018	IOWA PRISON INDUSTRI	75	STREET SIGNS	53.00	949618	06.00.1.1200.320010
				262.40	*CHECK	TOTAL	
62545	11/26/2018	J&R SUPPLY	285	COAT/SWEATSHIRT	40.00	1809998	51.00.3.5100.180001
62545	11/26/2018	J&R SUPPLY	285	SUPP	226.00	1810296	51.00.3.5100.320010
62545	11/26/2018	J&R SUPPLY	285	SAFETY SHIRTS	105.00	181052	51.00.3.5100.180001
62545	11/26/2018	J&R SUPPLY	285	SAFETY COAT B CHAMPEAU	50.00	1810566	52.00.3.5200.180001
62545	11/26/2018	J&R SUPPLY	285	SAFETY COAT S KRAMER	50.00	1811155	51.00.3.5100.180001
62545	11/26/2018	J&R SUPPLY	285	CREDIT RETURN	(40.00)	1811458	51.00.3.5100.180001
				431.00	*CHECK	TOTAL	
62546	11/26/2018	JOHN DEERE FINANCIAL	387	PARTS/SUPP	150.11	06.00.3.7000.320010	
62546	11/26/2018	JOHN DEERE FINANCIAL	387	SUPP	199.79	01.00.1.1111.320060	
62546	11/26/2018	JOHN DEERE FINANCIAL	387	WORK SHOES - GERST	80.99	06.00.3.7000.180001	
62546	11/26/2018	JOHN DEERE FINANCIAL	387	PARTS/SUPP	1,115.11	06.00.3.7000.260000	
62546	11/26/2018	JOHN DEERE FINANCIAL	387	PARTS/SUPP	65.98	51.00.3.5100.320010	
62546	11/26/2018	JOHN DEERE FINANCIAL	387	SUPP	100.70	01.00.2.4001.320020	
62546	11/26/2018	JOHN DEERE FINANCIAL	387	ROOF TREATMENT	8.49	01.00.4.8410.320070	
62546	11/26/2018	JOHN DEERE FINANCIAL	387	PARTS/SUPP	392.94	51.00.3.5100.320010	
62546	11/26/2018	JOHN DEERE FINANCIAL	387	SUPP	89.82	01.42.2.4042.320015	
62546	11/26/2018	JOHN DEERE FINANCIAL	387	SUPP/ROASTERS	331.68	01.43.2.4043.320070	
62546	11/26/2018	JOHN DEERE FINANCIAL	387	ANTIFREEZE	17.94	06.00.3.7000.350000	
62546	11/26/2018	JOHN DEERE FINANCIAL	387	BOOTS	169.99	52.00.3.5200.180001	
62546	11/26/2018	JOHN DEERE FINANCIAL	387	BULB	6.28	06.00.3.7000.350000	
				2,738.82	*CHECK	TOTAL	
62547	11/26/2018	JONES COUNTY ENGINEE	245	OCT FUEL: PD	1,108.99	01.00.1.1111.330010	
62547	11/26/2018	JONES COUNTY ENGINEE	245	OCT FUEL: FD	182.72	01.14.1.1114.330010	
62547	11/26/2018	JONES COUNTY ENGINEE	245	OCT FUEL: WWTB	899.91	52.00.3.5200.330010	
62547	11/26/2018	JONES COUNTY ENGINEE	245	OCT FUEL: WTR DEPT	159.02	51.00.3.5100.330010	
62547	11/26/2018	JONES COUNTY ENGINEE	245	OCT FUEL: ST DEPT	2,131.72	06.00.3.7000.330010	
				4,518.36	*CHECK	TOTAL	
62548	11/26/2018	JONES COUNTY RECORDER	43	RECORDING FEE FGVL LOAN	7.00	01.00.4.8004.220000	
62549	11/26/2018	JONES COUNTY TOURISM	295	PT 19 1ST QTR CONTR	4,215.34	01.00.4.8001.290000	
62550	11/26/2018	JP SCHERMAN	4690	PARTS EQUIP MAINT	404.43	Jan-00	06.00.3.7000.260000
62551	11/26/2018	KELTECK	5912	EQUIP NEW VEHICLE	13,483.62	10021832	09.10.1.1111.421000
62551	11/26/2018	KELTECK	5912	SVC CHG ADDL LIGHT EQ	189.50	10022433	09.10.1.1111.421000
				13,673.12	*CHECK	TOTAL	
62552	11/26/2018	KNUTH/ATTY AT LAW AD	165	GEN LEGAL-09/06-10/15	2,103.25	01.00.4.8210.230000	
62552	11/26/2018	KNUTH/ATTY AT LAW AD	165	PD LEGAL SVS-09/07-10/15	1,314.79	01.00.1.1111.220010	
				3,418.04	*CHECK	TOTAL	
62553	11/26/2018	KONICA MINOLTA BUSIN	5364	COPIER MAINT	21.84	25467920	01.00.1.1111.230070
62554	11/26/2018	KONICA PREMIER FINAN	5907	COPPER CONTRACT	151.64	32656873	01.00.4.8004.230070
62555	11/26/2018	LL PELLING COMPANY	321	PREMIUM	366.35	123716	06.00.3.7000.320100
62556	11/26/2018	LUNNHO LLC	6029	PH PROBE W/TEMP	365.00	16	52.00.3.5200.260000
62557	11/26/2018	MARION IRON COMPANY	336	METAL SUPPORTS DIVING	34.44	255983	01.44.2.4044.320070
62558	11/26/2018	MATHESON TRI-GAS INC	5908	ACETYLINE & O2	38.44	51379924	06.00.3.7000.320010
62559	11/26/2018	MCALFEY	5161	WATER COOLER RENT	17.00	52.00.3.5200.320020	
62560	11/26/2018	MCNALLY/TRAVIS	5463	RPL LOST CK VD FIRE PAY	7.00	01.14.1.1114.110006	
62560	11/26/2018	MCNALLY/TRAVIS	5463	RPL LOST CK VD REIM SUPP	4.90	01.00.1.1111.265000	
62560	11/26/2018	MCNALLY/TRAVIS	5463	REIMB MEALS TRAINING	26.78	01.00.1.1111.280030	
62560	11/26/2018	MCNALLY/TRAVIS	5463	REIMB LODGING TRAINING	72.80	01.00.1.1111.280040	
				111.48	*CHECK	TOTAL	
62561	11/26/2018	MEDIACOM	4769	NOV: INTERNET SVS LCC	68.02	01.00.2.4001.270010	
62561	11/26/2018	MEDIACOM	4769	NOV: INTERNET SVS WTR	68.02	51.00.3.5100.320020	
62561	11/26/2018	MEDIACOM	4769	NOV: PD INTERNET SVS	68.02	01.00.1.1111.230080	
62561	11/26/2018	MEDIACOM	4769	NOV: INTERNET SVS CH	129.95	01.00.4.8004.230054	
				334.01	*CHECK	TOTAL	
62562	11/26/2018	MENARDS	3146	DEER FENCE	44.99	94465	01.00.2.4041.320014
62563	11/26/2018	MICHAEL TODD & CO.,	331	MARKING FLAGS BLDG PE	171.60	163758	01.00.4.8004.320090
62564	11/26/2018	MID-IOWA SOLID WASTE	5030	SWEEPER PARTS	28.94	48010	06.00.3.7000.260000
62564	11/26/2018	MID-IOWA SOLID WASTE	5030	SWEEPER PARTS	1,822.26	48167	06.00.3.7000.260000

NOVEMBER 2018  
COUNCIL VOUCHERS

62565	11/26/2018	MISSISSIPPI VALLEY P	3950	RPR BELT PRESS	1,851.20	*CHECK	TOTAL
62565	11/26/2018	MISSISSIPPI VALLEY P	3950	INSTALL DUPLEX BSKT	5,875.19		12420 52.00.3.5200.260000
62565	11/26/2018	MISSISSIPPI VALLEY P	3950	PULL PMP WWTRP RPL V	4,925.00		12421 52.00.3.5200.260000
62565	11/26/2018	MISSISSIPPI VALLEY P	3950	RPR INFLUENT PUMPS	285.00		12422 52.00.3.5200.260000
					630.00		12452 52.00.3.5200.260000
62566	11/26/2018	MUNICIPAL SUPPLY, IN	3491	4" METER/PARTS	11,715.19	*CHECK	TOTAL
62567	11/26/2018	NATCHEZ SHOOTERS SUP	5169	AMMO	3,230.70		730341 51.00.3.5100.310000
62568	11/26/2018	NORLIN/GREG	3478	NOV: QUARRY LEASE	1,394.93		7710290 01.00.1.1111.320060
62569	11/26/2018	QC ANALYTICAL SERVIC	5835	TESTING	300.00		01.00.3.5400.237100
62569	11/26/2018	QC ANALYTICAL SERVIC	5835	TESTING	102.00		1810207 51.00.3.5100.220070
62569	11/26/2018	QC ANALYTICAL SERVIC	5835	TESTING	706.57		1811078 52.00.3.5200.220070
62569	11/26/2018	QC ANALYTICAL SERVIC	5835	TESTING	2,641.00		1811101 52.00.3.5200.220070
					3,449.57	*CHECK	TOTAL
62570	11/26/2018	RECREATIONAL MOTOR S	5741	SHIPPING SAMPLES	21.72		45605 52.00.3.5200.260050
62570	11/26/2018	RECREATIONAL MOTOR S	5741	SHIPPING SAMPLES	17.36		45609 52.00.3.5200.260050
62570	11/26/2018	RECREATIONAL MOTOR S	5741	SHIPPING SAMPLES	20.66		45643 52.00.3.5200.260050
62570	11/26/2018	RECREATIONAL MOTOR S	5741	SHIPPING SAMPLES	16.88		45650 52.00.3.5200.260050
62570	11/26/2018	RECREATIONAL MOTOR S	5741	SHIPPING SAMPLES	25.66		45680 52.00.3.5200.260050
62570	11/26/2018	RECREATIONAL MOTOR S	5741	SHIPPING SAMPLES	17.88		45687 52.00.3.5200.260050
62570	11/26/2018	RECREATIONAL MOTOR S	5741	SPARK PLUG	6.85		45715 06.00.3.7000.260000
62570	11/26/2018	RECREATIONAL MOTOR S	5741	SHIPPING SAMPLES	26.89		45721 52.00.3.5200.260050
62570	11/26/2018	RECREATIONAL MOTOR S	5741	SHIPPING SAMPLES	18.21		45730 52.00.3.5200.260050
62570	11/26/2018	RECREATIONAL MOTOR S	5741	SHIPPING SAMPLES	20.70		45767 52.00.3.5200.260050
62570	11/26/2018	RECREATIONAL MOTOR S	5741	PARTS	30.77		45824 06.00.3.7000.260000
					225.58	*CHECK	TOTAL
62571	11/26/2018	RED'S SALES & SERVIC	364	RPR BRAKES/ROTORS	470.94		45165 01.00.1.1111.265000
62571	11/26/2018	RED'S SALES & SERVIC	364	TOWING	201.50		45229 01.00.2.4001.330000
					672.44	*CHECK	TOTAL
62572	11/26/2018	REECE ELECTRIC,INC	5817	INSTALL VALVE CHLORIN	264.44		884 51.00.3.5100.360001
62572	11/26/2018	REECE ELECTRIC,INC	5817	LED LIGHTS WWTP	958.26		842 52.00.3.5200.520000
62572	11/26/2018	REECE ELECTRIC,INC	5817	ELECTRIC NEW BLDG	6,966.20		843 52.00.3.5200.520000
					8,188.90	*CHECK	TOTAL
62573	11/26/2018	ROTO ROOTER	3240	TELEVIEWED SVS LINE C	225.00		1018-652 52.00.3.5200.260050
62573	11/26/2018	ROTO ROOTER	3240	CLEANED SWR SVC LINE	150.00		1018-657 01.00.4.8420.268000
62573	11/26/2018	ROTO ROOTER	3240	TELEVIEWED MAIN CHMBR/	356.25		1018-657 52.00.3.5200.260050
62573	11/26/2018	ROTO ROOTER	3240	VAC-JET SEWER LN C	2,825.00		1118-659 52.00.3.5200.260050
					3,556.25	*CHECK	TOTAL
62574	11/26/2018	SELECT SERVICE PORTA	5575	PORTABLE RESTROOM REN	510.00		3964 01.00.2.4041.230050
62575	11/26/2018	SHAFFER PLUG & HTG	377	NEW HEATING WWTR BL	5,895.69		7040A 52.00.3.5200.520000
62575	11/26/2018	SHAFFER PLUG & HTG	377	RPR SVC LINE S GAIN	2,200.00		7041A 51.00.3.5100.260050
62575	11/26/2018	SHAFFER PLUG & HTG	377	OPEN/CLOSE POOL/MONRO	915.80		7285 01.44.2.4044.268000
					9,011.49	*CHECK	TOTAL
62576	11/26/2018	SHUTTEWORTH & INGER	6003	LEAGL SVS: PD UNION	2,410.20		4354407 01.00.1.1111.220010
62577	11/26/2018	SHRYER & ASSOCIATES	1036	ENG. PHOSPHOROUS REM	4,710.00		118-0723 52.00.3.5200.220020
62578	11/26/2018	STAR FOOD SERVICE EQ	644	COFFEE DECANTERS	32.40		76288 01.43.2.4043.268000
62578	11/26/2018	STAR FOOD SERVICE EQ	644	CLEAN/SANITIZED ICE MA	278.74		76301 01.43.2.4043.268000
					- 311.14	*CHECK	TOTAL
62579	11/26/2018	STATE INDUSTRIAL PRO	5677	PIT RAIDER LS	287.03		90057841 52.00.3.5200.320000
62579	11/26/2018	STATE INDUSTRIAL PRO	5677	PIT RAIDER LS	287.03		90065776 52.00.3.5200.320000
62579	11/26/2018	STATE INDUSTRIAL PRO	5677	TREATMENT PROGRAM	234.00		90071852 52.00.3.5200.320000
62579	11/26/2018	STATE INDUSTRIAL PRO	5677	PIT RAIDER LS	287.03		90072749 52.00.3.5200.320000
62579	11/26/2018	STATE INDUSTRIAL PRO	5677	PIT RAIDER LS	287.03		90073476 52.00.3.5200.320000
					1,382.12	*CHECK	TOTAL
62580	11/26/2018	STONE CITY QUARRIES	385	SAND	687.38		178207 06.00.3.7000.320100
62581	11/26/2018	STOREY KENWORTHY	694	OFFICE SUPPLIES	108.72		649635-1 01.00.4.8004.320020
62581	11/26/2018	STOREY KENWORTHY	694	OFC SUPP	362.91		649635-1 01.00.4.8004.320030
62581	11/26/2018	STOREY KENWORTHY	694	OFC SUPP	43.46		650081-1 01.00.4.8004.320020
62581	11/26/2018	STOREY KENWORTHY	694	SUPP	64.46		650081-1 51.00.3.5200.320020
62581	11/26/2018	STOREY KENWORTHY	694	SUPP	9.96		650247-1 01.00.4.8004.320020
					589.51	*CHECK	TOTAL
62582	11/26/2018	STORM STEEL	4440	STEEL	140.37		394002 06.00.3.7000.260000
62583	11/26/2018	STROTHER LANDSCAPING	5711	WEED CONTROL PTN PARK	60.00		01.43.2.4043.268000
62584	11/26/2018	TAPKEN'S CONVENIENCE	740	OCT FUEL: 36.94 GAL	129.98		01.00.2.4001.330010
62584	11/26/2018	TAPKEN'S CONVENIENCE	740	OCT FUEL: 97.08 GAL	322.38		52.00.3.5200.330010
					452.36	*CHECK	TOTAL
62585	11/26/2018	TRUCK COUNTRY	4430	NEW DUMP TRUCK	80,029.00		06.00.3.7000.430000
62586	11/26/2018	U.S. CELLULAR	4002	SQJAD MODEMS	175.04		01.00.1.1111.290080
62587	11/26/2018	UNITY POINT HEALTH P	5821	EMP PHYSICAL S KRAMER	258.00		51.00.3.5100.220060
62587	11/26/2018	UNITY POINT HEALTH P	5821	EMP PHYSICAL S KRAMER	15.00		51.00.3.5100.220060
					273.00	*CHECK	TOTAL
62588	11/26/2018	US POSTMASTER	359	ANNUAL BULK MAILING F	112.50		51.00.3.5100.320050
62588	11/26/2018	US POSTMASTER	359	ANNUAL BULK MAILING F	112.50		57.00.3.5200.320050

NOVEMBER 2018  
COUNCIL VOUCHERS

62589	11/26/2018	USA BLUE BOOK	4565	REFERENCE BOOK LAB	225.00	*CHECK	TOTAL	
62589	11/26/2018	USA BLUE BOOK	4565	LAB SUPP	423.25		714388	52.00.3.5200.350000
					242.49		718174	52.00.3.5200.320010
					665.74	*CHECK	TOTAL	
62590	11/26/2018	WALMART COMMUNITY BR	398	CLEANING SUPP	349.02			01.43.2.4043.320070
62590	11/26/2018	WALMART COMMUNITY BR	398	SUPP	303.57			01.42.2.4042.320015
62590	11/26/2018	WALMART COMMUNITY BR	398	SUPP	60.24			01.00.1.1111.320020
62590	11/26/2018	WALMART COMMUNITY BR	398	BATTERY	93.76			01.00.1.1111.265000
					806.59	*CHECK	TOTAL	
62591	11/26/2018	WAPS WASTE SERVICE,	4582	OCT: WASTE PU	335.00		2145	01.00.3.5400.237000
62591	11/26/2018	WAPS WASTE SERVICE,	4582	OCT: WASTE PU	45.00			01.14.1.1111.268000
62591	11/26/2018	WAPS WASTE SERVICE,	4582	OCT: WASTE PU	45.00		2145	52.00.3.5200.220000
					425.00	*CHECK	TOTAL	
62592	11/26/2018	WELAND CLINICAL LABS	5476	DRUG TESTING	192.00		201809	01.00.1.1111.350000
62593	11/26/2018	WELTER STORAGE EQUIP	2	USED CART	100.00		M-128775	52.00.3.5200.320070
				TOTAL	250,122.64			