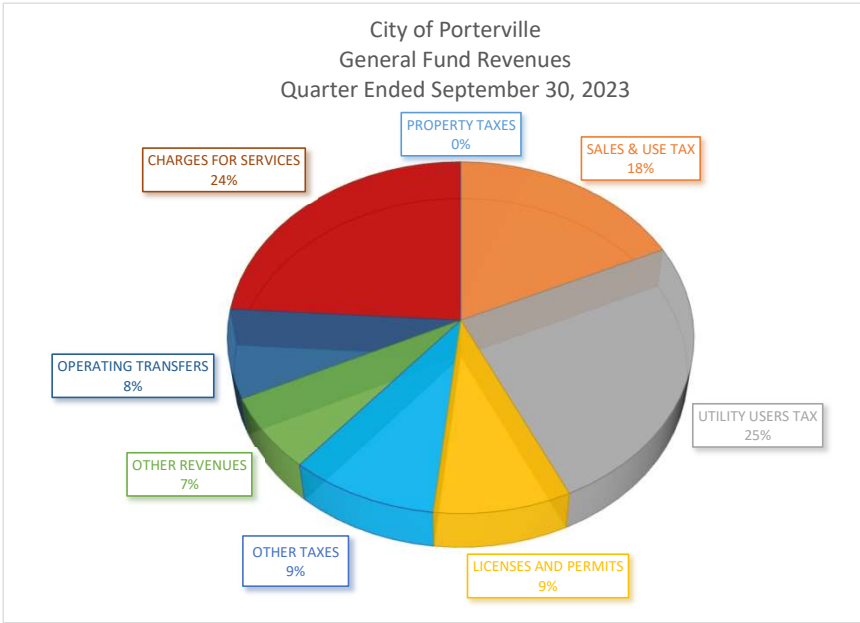
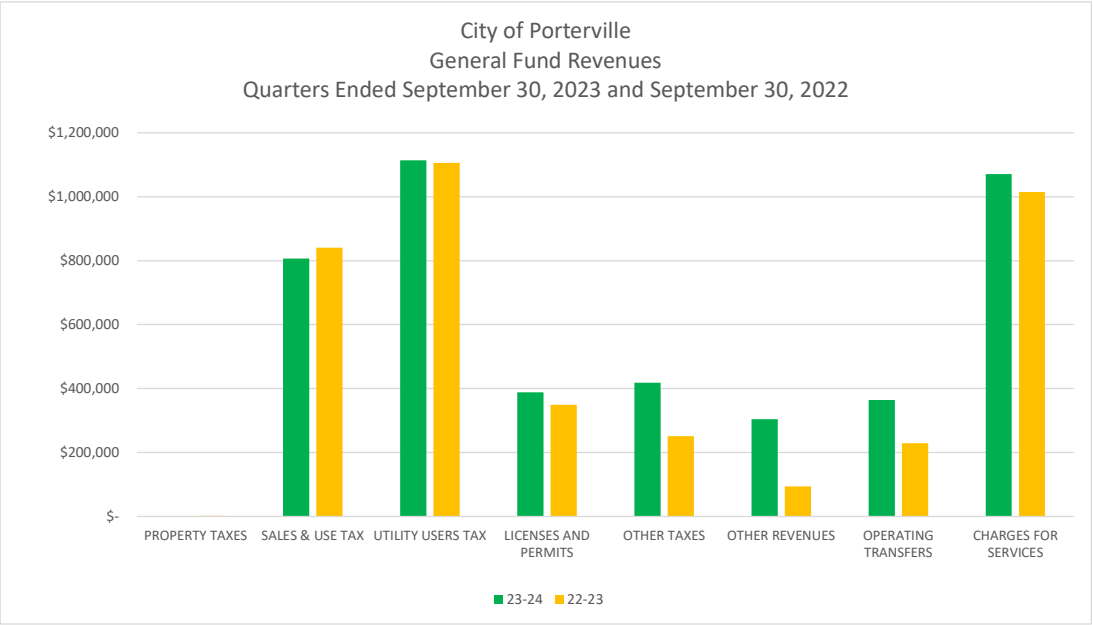


**CITY OF PORTERVILLE**

**REVENUE STATUS REPORT - GENERAL FUND  
FOR THE QUARTERS ENDED  
SEPTEMBER 30, 2023 AND SEPTEMBER 30, 2022**

REVENUE SOURCE	2023-2024 ESTIMATED REVENUE	2023-2024 YEAR-TO-DATE REVENUE	% OF ESTIMATE	2022-2023 ESTIMATED REVENUE	2022-2023 YEAR-TO-DATE REVENUE	% OF ESTIMATE
PROPERTY TAXES	\$ 8,970,000	\$ -	-	\$ 8,373,700	\$ 1,396	0.02%
OTHER TAXES:						
SALES AND USE TAX	8,390,000	736,774	8.78%	8,361,626	798,527	9.55%
UTILITY USERS TAX	5,700,000	1,114,180	19.55%	4,600,000	1,105,740	24.04%
TRANSIENT OCCUPANCY TAX	785,000	-	-	840,000	939	0.11%
PROPERTY TRANSFER TAX	100,000	11,430	11.43%	120,000	-	-
FRANCHISE TAX	1,841,134	250,491	13.61%	1,661,134	250,291	15.07%
SALES TAX - PUBLIC SAFETY	400,000	70,581	17.65%	300,000	42,403	14.13%
PAYMENT IN LIEU OF TAXES	676,084	156,513	23.15%	-	-	-
LICENSES AND PERMITS:						
BUSINESS AND OTHER LICENSES	1,055,000	241,666	22.91%	511,300	202,153	39.54%
CONSTRUCTION PERMITS	655,000	147,131	22.46%	750,000	147,076	19.61%
REVENUE FROM AGENCIES-TAXES:						
VEHICLE LICENSE FEES	65,000	-	-	68,000	-	-
OTHER TAXES	21,000	-	-	22,000	-	-
REVENUE FROM AGENCIES-GRANTS	13,646,311	-	-	167,538	8,502	5.07%
USE OF MONEY AND PROPERTY	622,920	281,508	45.19%	304,000	70,080	23.05%
FINES AND FORFEITURES	24,500	2,171	8.86%	32,500	1,756	5.40%
CHARGES FOR SERVICES:						
PLANNING AND ENGINEERING	123,000	20,683	16.82%	123,000	30,114	24.48%
POLICE	505,000	109,901	21.76%	351,500	29,706	8.45%
FIRE	66,500	132,094	198.64%	40,500	57,065	140.90%
LIBRARY	12,000	4,893	40.78%	10,000	2,861	28.61%
RECREATIONAL	300,521	84,574	28.14%	3,098,755	133,180	4.30%
INTERDEPARTMENTAL	2,500,000	697,687	27.91%	2,600,000	741,620	28.52%
OTHER	77,454	21,043	27.17%	48,636	20,459	42.07%
OTHER REVENUES	153,000	20,251	13.24%	71,000	13,116	18.47%
<b>SUBTOTALS</b>	<b>\$ 46,689,424</b>	<b>\$ 4,103,571</b>	<b>8.79%</b>	<b>\$ 32,455,189</b>	<b>\$ 3,656,983</b>	<b>11.27%</b>
OPERATING TRANSFERS	1,404,053	264,581	18.84%	1,502,140	175,969	11.71%
DEBT SERVICE TRANSFERS	195,300	49,894	25.55%	269,264	53,063	19.71%
<b>TOTALS</b>	<b>\$ 48,288,777</b>	<b>\$ 4,418,046</b>	<b>9.15%</b>	<b>\$ 34,226,593</b>	<b>\$ 3,886,014</b>	<b>11.35%</b>

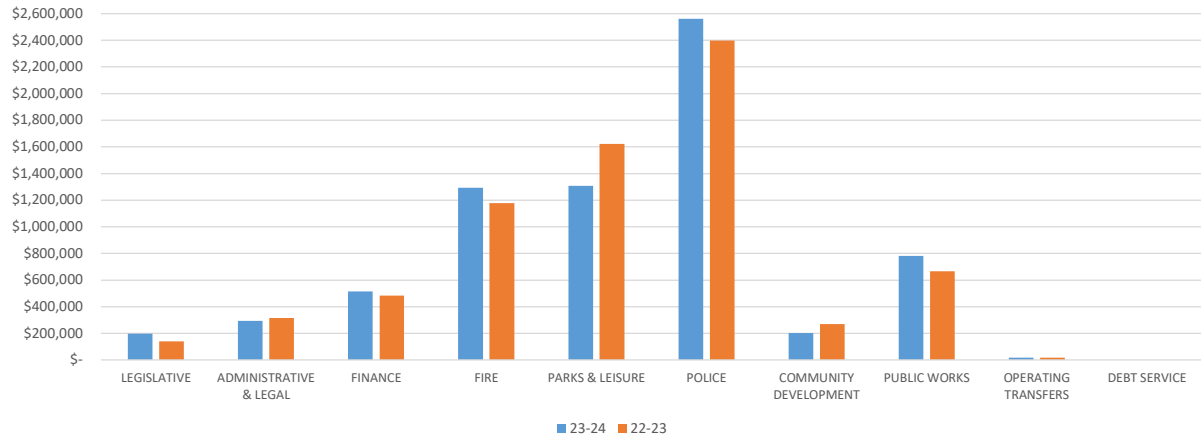


**CITY OF PORTERVILLE**

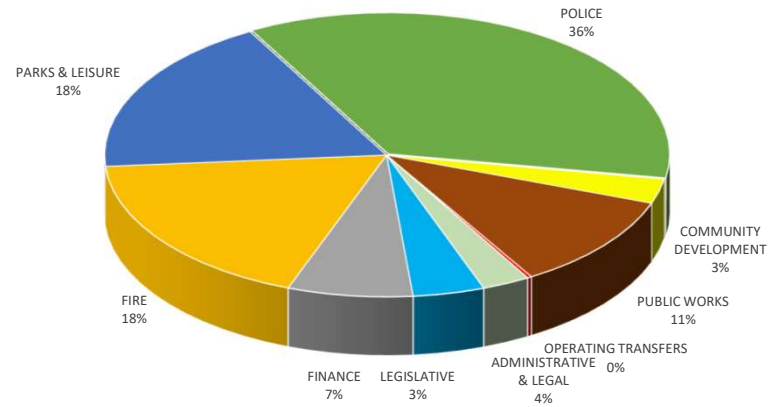
**EXPENDITURE STATUS REPORT - GENERAL FUND  
FOR THE QUARTERS ENDED  
SEPTEMBER 30, 2023 AND SEPTEMBER 30, 2022**

	<u>2023-2024</u> <u>AMENDED</u> <u>APPROP</u>	<u>2023-2024</u> <u>YEAR-TO-DATE</u> <u>EXPEND</u>	<u>% OF</u> <u>APPROP</u>	<u>2022-2023</u> <u>AMENDED</u> <u>APPROP</u>	<u>2022-2023</u> <u>YEAR-TO-DATE</u> <u>EXPEND</u>	<u>% OF</u> <u>APPROP</u>
LEGISLATIVE:						
CITY COUNCIL	\$ 288,950	\$ 6,580	2.3%	\$ 222,917	\$ 14,809	6.6%
COMMUNITY PROMOTION	344,333	80,711	23.4%	330,952	63,200	19.1%
EMERGENCY - LIBRARY	272,900	45,846	16.8%	336,105	62,468	18.6%
EMERGENCY - STORMS	135,700	63,314	46.7%	-	-	-
ADMINISTRATIVE & LEGAL:						
CITY MANAGER	487,770	116,374	23.9%	398,209	113,847	28.6%
CITY CLERK	328,130	71,234	21.7%	243,704	46,422	19.0%
HUMAN RESOURCES	458,284	105,715	23.1%	435,747	129,408	29.7%
CITY ATTORNEY	200,000	-	-	225,000	25,100	11.2%
FINANCE:						
FINANCE & ACCOUNTING	1,340,386	277,594	20.7%	1,194,568	250,093	20.9%
INFORMATION SERVICES	678,928	150,387	22.2%	683,476	150,310	22.0%
ADMINISTRATIVE SERVICES	376,694	85,529	22.7%	323,154	84,178	26.0%
POLICE PROTECTION	12,166,426	2,562,859	21.1%	10,958,716	2,398,371	21.9%
FIRE PROTECTION	5,035,134	1,293,837	25.7%	4,661,381	1,177,607	25.3%
COMMUNITY DEVELOPMENT:						
PLANNING & ZONING	808,063	126,887	15.7%	742,784	157,177	21.2%
ECONOMIC DEVELOPMENT	528,208	74,155	14.0%	493,042	112,910	22.9%
PUBLIC WORKS:						
ENGINEERING & BUILDING	1,985,770	440,248	22.2%	1,687,371	376,361	22.3%
STREET MAINTENANCE	665,102	134,366	20.2%	546,410	115,772	21.2%
SIGNALS, SIGNING & STRIPING	391,661	59,599	15.2%	301,459	79,776	26.5%
STREET LIGHTING	637,951	114,505	17.9%	539,518	60,197	11.2%
STORM DRAINS	95,474	20,234	21.2%	92,585	18,491	20.0%
PARKING LOTS	86,951	12,422	14.3%	68,209	16,508	24.2%
PARKS & LEISURE:						
PARK MAINTENANCE & OPERATION	2,789,869	671,135	24.1%	2,624,504	678,113	25.8%
STREET TREES & PARKWAYS	304,479	44,326	14.6%	234,169	50,703	21.7%
COMMUNITY CENTERS	-	-	-	96,217	5,002	5.2%
LEISURE SERVICES	440,937	84,000	19.1%	392,434	99,593	25.4%
LEISURE SERVICES - SPECIAL PROG	449,336	221,962	49.4%	2,953,842	520,632	17.6%
SWIMMING POOL	258,832	123,448	47.7%	173,950	118,972	68.4%
LIBRARY OPERATIONS	873,445	156,589	17.9%	825,889	144,247	17.5%
SPECIAL PROJECTS	37,955	4,937	13.0%	36,506	5,236	14.3%
<b>SUB TOTALS</b>	<b>32,467,668</b>	<b>7,148,793</b>	<b>22.0%</b>	<b>31,822,818</b>	<b>7,075,504</b>	<b>22.2%</b>
OPERATING TRANSFERS	79,000	17,250	21.8%	79,000	17,250	21.8%
DEBT SERVICE	1,626,622	-		1,596,469	-	
	<u>\$ 34,173,290</u>	<u>\$ 7,166,043</u>	21.0%	<u>\$ 33,498,287</u>	<u>\$ 7,092,754</u>	21.2%

City of Porterville  
 General Fund Expenditures  
 Quarters Ended September 30, 2023 and September 30, 2022



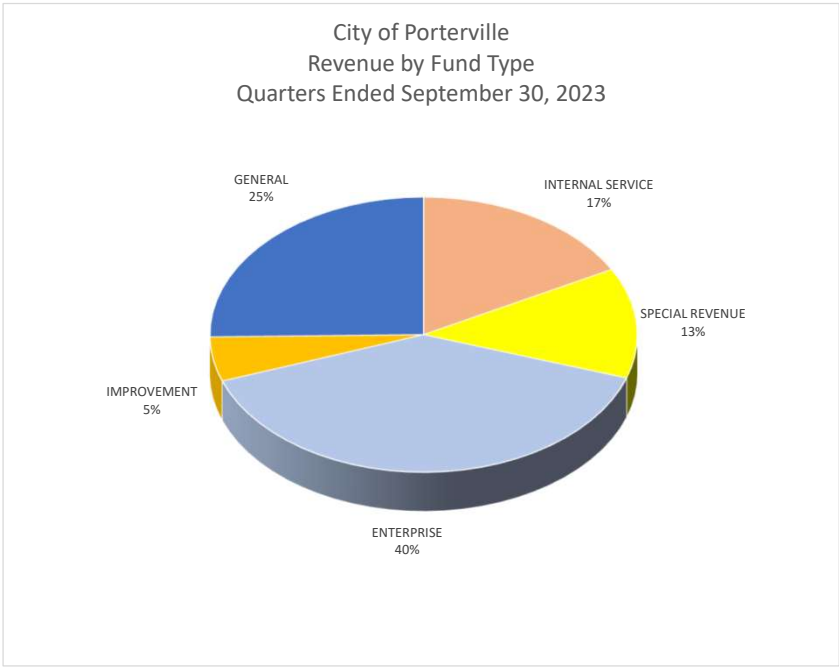
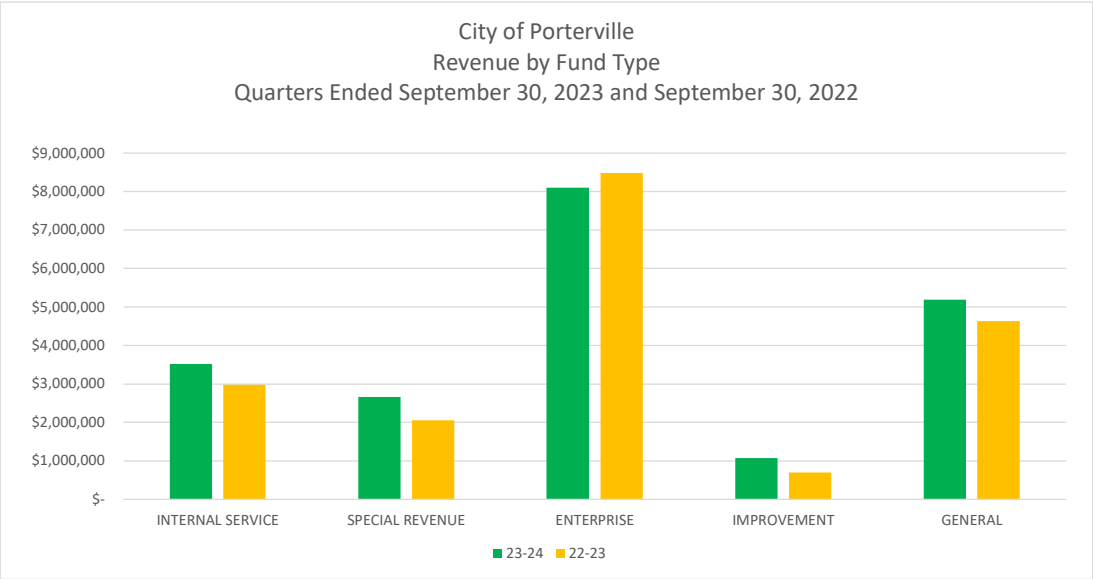
City of Porterville  
 General Fund Expenditures  
 Quarter Ended September 30, 2023



**CITY OF PORTERVILLE**

**REVENUE STATUS REPORT - ALL OTHER FUNDS  
FOR THE QUARTERS ENDED  
SEPTEMBER 30, 2023 AND SEPTEMBER 30, 2022**

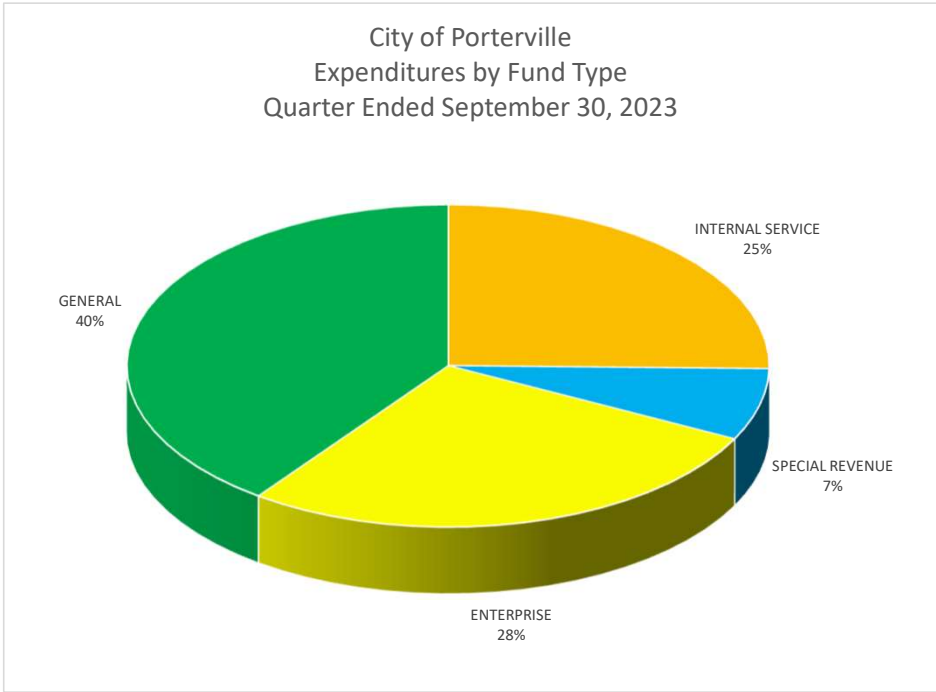
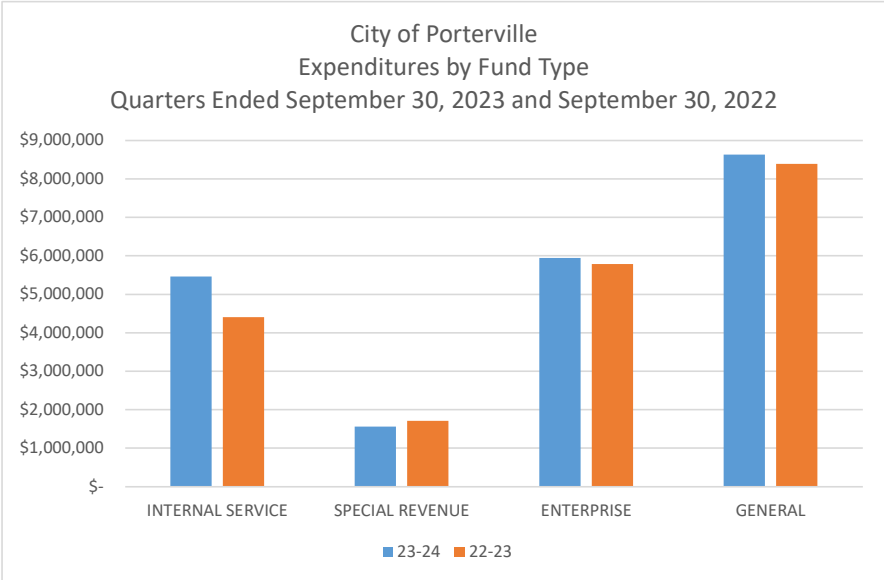
REVENUE SOURCE	2023-2024 ESTIMATED REVENUE	2023-2024 YEAR-TO-DATE REVENUE	% OF ESTIMATE	2022-2023 ESTIMATED REVENUE	2022-2023 YEAR-TO-DATE REVENUE	% OF ESTIMATE
MEASURE H SALES TAX	\$ 5,485,500	\$ 507,943	9.3%	\$ 5,460,597	\$ 501,266	9.2%
MEASURE I SALES TAX	10,974,000	1,086,345	9.9%	10,741,776	977,565	9.1%
AMERICAN RESCUE PLAN ACT	8,308,913	421,384	5.1%	11,113,000	350,665	3.2%
SPECIAL GAS TAX	4,704,338	1,287,473	27.4%	4,757,438	1,106,200	23.3%
LOCAL TRANSPORTATION FUNDS (LTF)	27,290,500	242,686	0.9%	32,849,952	37,420	0.1%
TRAFFIC SAFETY FUND	101,000	15,711	15.6%	100,200	(49,175)	-
ZALUD ESTATE	6,800	905	13.3%	5,650	1,065	18.9%
COMMUNITY DEVELOPMENT BLOCK GRANT	3,170,500	14,727	0.5%	1,851,488	15,661	0.8%
SPECIAL SAFETY GRANTS	881,028	-	-	781,539	30	0.0%
SEWER OPERATING	7,444,900	1,792,555	24.1%	7,378,925	1,820,310	24.7%
REFUSE REMOVAL	6,991,600	1,705,566	24.4%	6,636,466	1,664,688	25.1%
AIRPORT OPERATIONS	1,708,810	572,064	33.5%	2,081,500	512,699	24.6%
GOLF COURSE	250,600	93,210	37.2%	220,900	63,888	28.9%
WATER OPERATING	13,645,000	3,932,714	28.8%	13,246,005	4,417,465	33.3%
RISK MANAGEMENT	9,159,250	2,239,861	24.5%	7,533,016	1,892,364	25.1%
EQUIPMENT MAINTENANCE	4,739,200	1,282,093	27.1%	3,854,200	1,089,472	28.3%
LANDSCAPE MAINTENANCE DISTRICT	177,000	-	-	132,682	-	-
WATER REPLACEMENT	4,012,000	411,503	10.3%	4,540,000	213,831	4.7%
SOLID WASTE RESERVE	961,168	258,169	26.9%	953,070	224,366	23.5%
SEWER REVOLVING	433,000	184,777	42.7%	447,898	90,741	20.3%
TRANSPORTATION DEVELOPMENT	210,000	59,284	28.2%	295,000	34,454	11.7%
PARK DEVELOPMENT	50,100	12,986	25.9%	1,805,100	16,851	0.9%
TREATMENT PLANT RESERVE	1,010,870	217,634	21.5%	992,240	170,382	17.2%
STORM DRAIN DEVELOPMENT	230,000	99,480	43.3%	320,000	38,092	11.9%
BUILDING CONSTRUCTION	2,000	1,175	58.8%	1,000	411	41.1%
<b>TOTALS</b>	<b>\$ 111,948,077</b>	<b>\$ 16,440,245</b>	<b>14.7%</b>	<b>\$ 118,099,642</b>	<b>\$ 15,190,711</b>	<b>12.9%</b>



**CITY OF PORTERVILLE**

**EXPENDITURE STATUS REPORT - ALL OTHER FUNDS  
FOR THE QUARTERS ENDED  
SEPTEMBER 30, 2023 AND SEPTEMBER 30, 2022**

	2023-2024 AMENDED APPROP	2023-2024 YEAR-TO-DATE EXPEND	% OF APPROP	2022-2023 AMENDED APPROP	2022-2023 YEAR-TO-DATE EXPEND	% OF ACTUAL
MEASURE H SALES TAX	\$ 4,972,164	\$ 1,126,062	22.6%	\$ 4,457,666	\$ 1,169,614	26.2%
MEASURE I SALES TAX	8,353,246	1,480,563	17.7%	5,881,050	1,310,268	22.3%
AMERICAN RESCUE PLAN ACT	996,454	122,004	12.2%	2,866,987	336,762	11.7%
ZALUD ESTATE	39,480	8,705	22.0%	31,855	7,551	23.7%
COMMUNITY DEVELOPMENT BLOCK GRANT	451,464	49,813	11.0%	190,459	33,138	17.4%
SPECIAL SAFETY GRANTS	947,933	216,123	22.8%	793,549	139,308	17.6%
SEWER OPERATING	6,299,829	1,387,191	22.0%	6,820,260	1,383,775	20.3%
REFUSE REMOVAL	7,427,270	1,675,350	22.6%	6,999,034	1,466,203	20.9%
AIRPORT	1,604,969	466,253	29.1%	1,767,875	382,304	21.6%
GOLF COURSE	562,003	137,289	24.4%	500,496	135,974	27.2%
WATER OPERATING	10,784,741	2,272,771	21.1%	9,454,882	2,406,894	25.5%
RISK MANAGEMENT	9,665,230	4,503,034	46.6%	9,340,626	3,455,360	37.0%
EQUIPMENT MAINTENANCE	4,751,272	959,681	20.2%	3,802,800	949,428	25.0%
LANDSCAPE MAINTENANCE DISTRICT	239,870	41,095	17.1%	222,738	35,731	16.0%
<b>TOTALS</b>	\$ <u>57,095,925</u>	\$ <u>14,445,934</u>	25.3%	\$ <u>53,130,277</u>	\$ <u>13,212,310</u>	24.9%





**CITY OF PORTERVILLE**  
**INTERIM PERFORMANCE REPORT - MEASURE H**  
**For the Quarters Ended September 30, 2023 and September 30, 2022**

	<u>FY 2023-24</u>	<u>FY 2022-23</u>
<b>REVENUES</b>		
Sales Tax - Measure H	\$ 483,792	490,924
Interest	23,495	7,838
Police Services	656	104
Contributions	-	2,400
<b>TOTAL REVENUES</b>	<u>507,943</u>	<u>501,266</u>
<b>EXPENDITURES</b>		
Police Department	440,520	477,759
Fire Department	498,923	542,380
Public Safety Station	58,995	47,901
Library & Literacy	127,624	101,574
<b>TOTAL EXPENDITURES</b>	<u>1,126,062</u>	<u>1,169,614</u>
<b>CAPITAL PROJECTS</b>		
Animal Shelter	-	4,633
<b>TOTAL CAPITAL PROJECTS</b>	<u>-</u>	<u>4,633</u>
<b>REVENUE OVER/(UNDER) EXPENDITURES</b>	<u>\$ (618,119)</u>	<u>\$ (672,981)</u>

**CITY OF PORTERVILLE**  
**INTERIM PERFORMANCE REPORT - MEASURE I**  
**For the Quarters Ended September 30, 2023 and September 30, 2022**

	<u>FY 2023-24</u>	<u>FY 2022-23</u>
<b>REVENUES</b>		
Sales Tax - Measure I	\$ 967,140	\$ 942,107
Interest	119,159	35,252
Police Services	46	206
<b>TOTAL REVENUES</b>	<u>1,086,345</u>	<u>977,565</u>
<b>EXPENDITURES</b>		
Police Department	935,554	866,183
Fire Department	539,292	435,725
Streets Program	5,716	7,938
Litter Abatement Program	-	422
<b>TOTAL EXPENDITURES</b>	<u>1,480,562</u>	<u>1,310,268</u>
<b>CAPITAL PROJECTS</b>		
AC Pavement Repair/Overlay	175,772	22,852
Fire Dept Classroom/Training	-	8,070
Fire Dept Training Grounds Dev	118	-
Fire Station Remodel/Additions	96,250	52,500
Grand Ave Connection between 4th and Henrahan	-	7,155
Medians Restoration Project	-	447
Montgomery Ave Reconstruction - Jaye to H	-	425
Morton Ave Reconstruction	23,462	-
Pavement Management Program	-	1,368
PD Evidence Storage Facilities	-	27,053
Villa St Reconstruction - Olive to Henderson	3,920	-
<b>TOTAL CAPITAL PROJECTS</b>	<u>299,522</u>	<u>119,870</u>
<b>REVENUE OVER/(UNDER) EXPENDITURES</b>	<u>\$ (693,739)</u>	<u>\$ (452,573)</u>

**CITY OF PORTERVILLE**  
**INTERIM PERFORMANCE REPORT - ENTERPRISE FUNDS**  
**For the Quarters Ended September 30, 2023 and September 30, 2022**

<u>FUND</u>	<u>REVENUES</u>	<u>EXPENSES</u>	<u>9/30/2023 NET OPERATING PROFIT (LOSS)</u>	<u>9/30/2022 NET OPERATING PROFIT (LOSS)</u>
Zalud Estate	\$ 905	\$ (8,705)	\$ (7,800)	\$ (6,486)
Sewer Operating	\$ 1,792,554	\$ (1,387,191)	\$ 405,363	\$ 436,536
Solid Waste	\$ 1,705,566	\$ (1,675,350)	\$ 30,216	\$ 198,485
Airport	\$ 572,064	\$ (466,253)	\$ 105,811	\$ 130,395
Golf	\$ 93,210	\$ (137,288)	\$ (44,078)	\$ (72,087)
Water Operating	\$ 3,932,714	\$ (2,272,771)	\$ 1,659,943	\$ 2,010,571